

Data Path : Z:\HPCHEM1\BNA\_F\DATA\BF122816\  
 Data File : BF092011.D  
 Acq On : 28 Dec 2016 22:59  
 Operator : UM/SJ  
 Sample : H6281-08  
 Misc :  
 ALS Vial : 20 Sample Multiplier: 1

Instrument :  
 BNA\_F  
 ClientSampleId :  
 MW-03

Quant Time: Dec 29 00:42:36 2016  
 Quant Method : Z:\HPCHEM1\BNA\_F\METHODS\8270-BF122116.M  
 Quant Title : ASP BNA STANDARDS FOR 5 POINT CALIBRATION  
 QLast Update : Wed Dec 28 17:32:10 2016  
 Response via : Initial Calibration

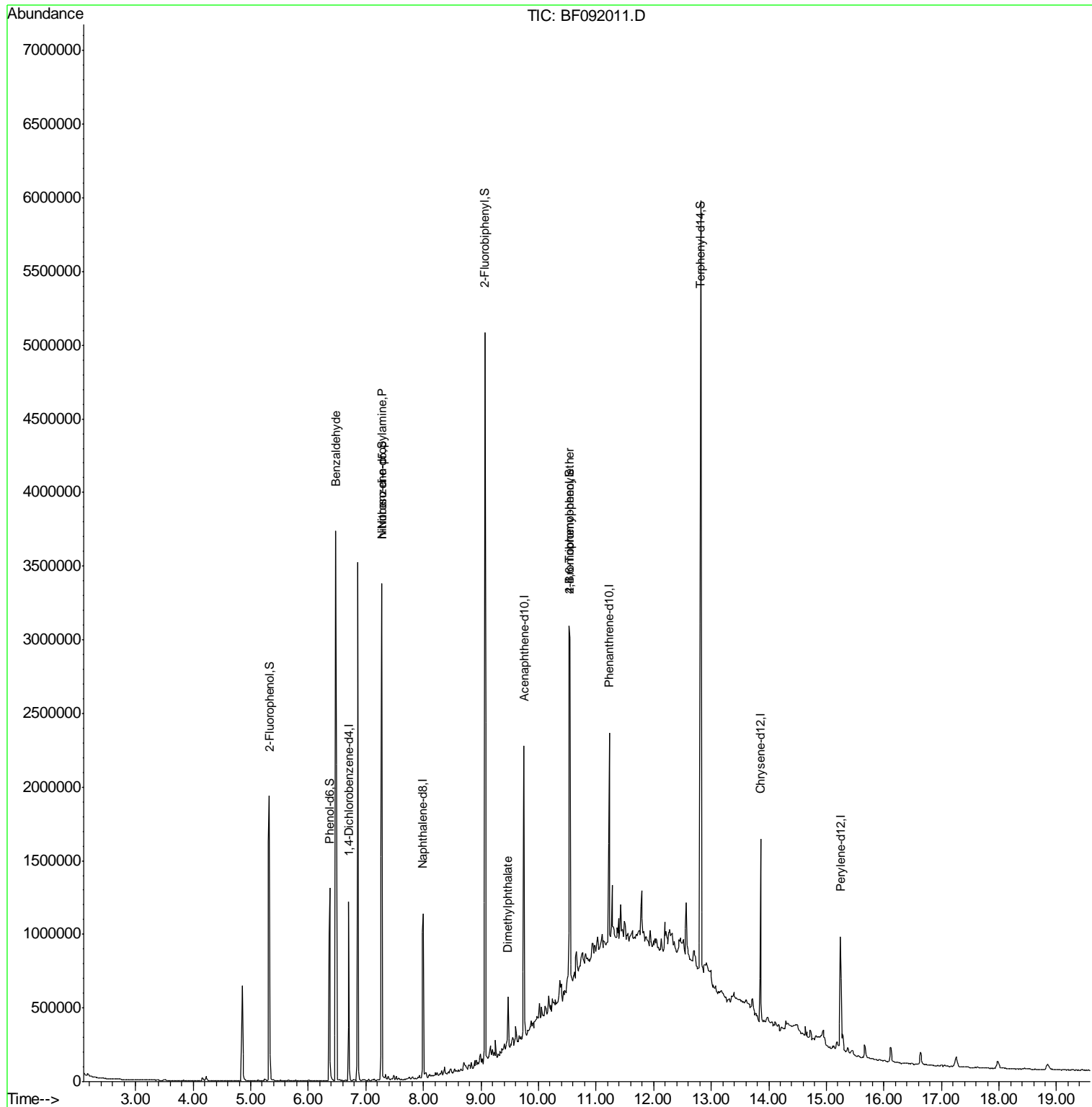
Internal Standards	R.T.	QIon	Response	Conc	Units	Dev(Min)
1) 1,4-Dichlorobenzene-d4	6.70	152	191898	20.00	ng	0.00
21) Naphthalene-d8	8.00	136	772115	20.00	ng	0.00
38) Acenaphthene-d10	9.74	164	410497	20.00	ng	-0.01
63) Phenanthrene-d10	11.23	188	631829	20.00	ng	0.00
75) Chrysene-d12	13.86	240	445691	20.00	ng	-0.01
86) Perylene-d12	15.24	264	382953	20.00	ng	-0.01
System Monitoring Compounds						
5) 2-Fluorophenol	5.32	112	774673	67.41	ng	0.00
7) Phenol-d6	6.37	99	619093	44.12	ng	-0.01
23) Nitrobenzene-d5	7.28	82	1283497	92.43	ng	-0.01
41) 2,4,6-Tribromophenol	10.54	330	496012	146.01	ng	0.00
44) 2-Fluorobiphenyl	9.07	172	1996805	102.29	ng	-0.01
78) Terphenyl-d14	12.82	244	1884626	102.55	ng	0.00
Target Compounds						
9) Benzaldehyde	6.48	77	28782	2.52	ng	# 65
19) n-Nitroso-di-n-propylamine	7.28	70	176653	18.92	ng	# 75
37) 2-Methylnaphthalene	8.81	142	233	Below Cal		# 1
49) Dimethylphthalate	9.47	163	109710	4.18	ng	99
66) 4-Bromophenyl-phenylether	10.54	248	31886	4.85	ng	# 1
71) Anthracene	11.28	178	3106	Below Cal		# 1
73) Di-n-butylphthalate	11.80	149	8942	Below Cal		# 55
74) Fluoranthene	12.44	202	3942	Below Cal		# 1
76) Benzidine	12.56	184	788	Below Cal		# 1

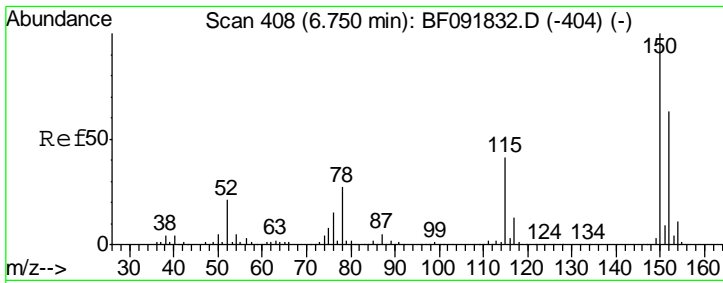
(#) = qualifier out of range (m) = manual integration (+) = signals summed

Data Path : Z:\HPCHEM1\BNA\_F\DATA\BF122816\  
 Data File : BF092011.D  
 Acq On : 28 Dec 2016 22:59  
 Operator : UM/SJ  
 Sample : H6281-08  
 Misc :  
 ALS Vial : 20 Sample Multiplier: 1

Instrument :  
 BNA\_F  
 ClientSampled :  
 MW-03

Quant Time: Dec 29 00:42:36 2016  
 Quant Method : Z:\HPCHEM1\BNA\_F\METHODS\8270-BF122116.M  
 Quant Title : ASP BNA STANDARDS FOR 5 POINT CALIBRATION  
 QLast Update : Wed Dec 28 17:32:10 2016  
 Response via : Initial Calibration

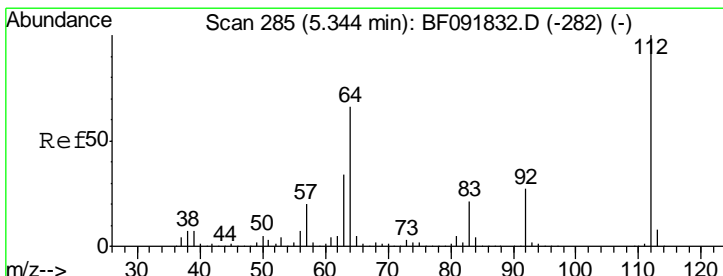
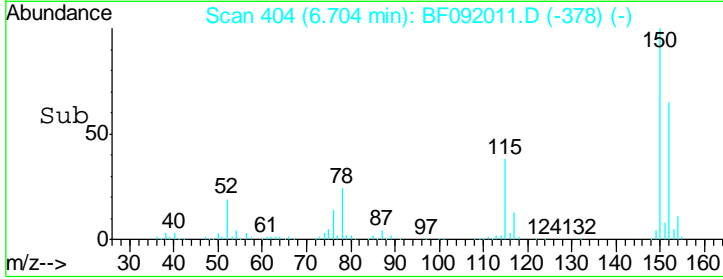
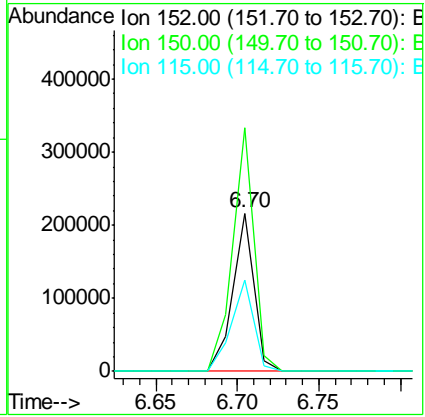
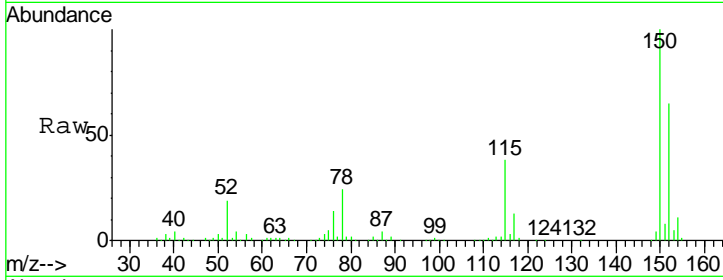




#1  
 1,4-Dichlorobenzene-d4  
 Concen: 20.00 ng  
 RT: 6.70 min Scan# 404  
 Delta R.T. 0.00 min  
 Lab File: BF092011.D  
 Acq: 28 Dec 2016 22:59

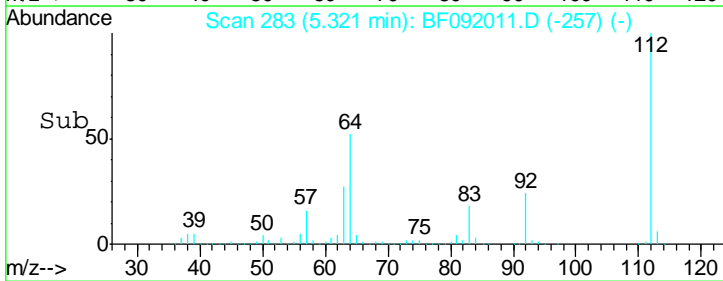
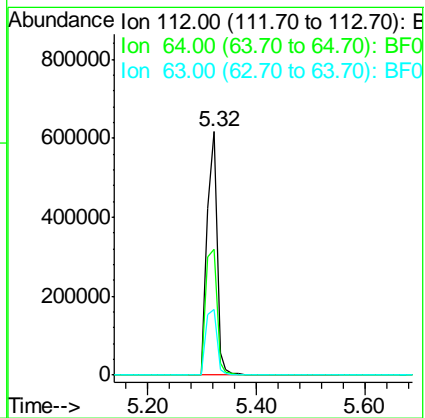
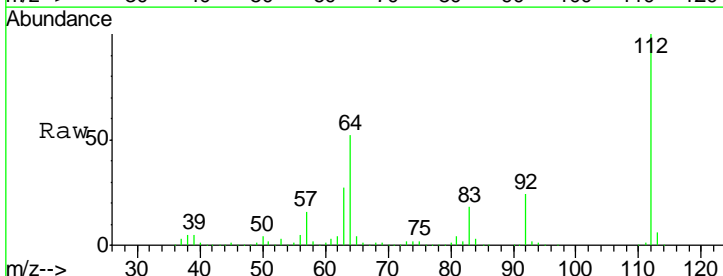
**Instrument :**  
 BNA\_F  
**ClientSampled :**  
 MW-03

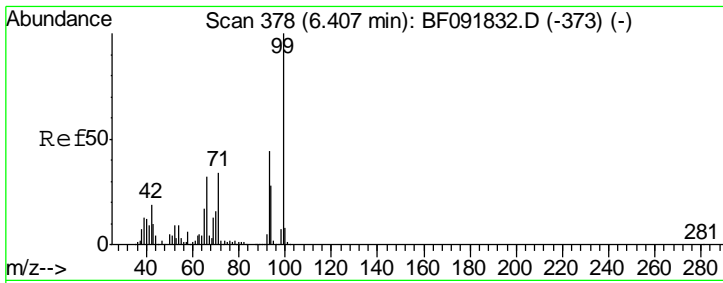
Tgt Ion	Resp	Lower	Upper
152	191898		
150	154.0	124.9	187.3
115	57.8	46.0	69.0



#5  
 2-Fluorophenol  
 Concen: 67.41 ng  
 RT: 5.32 min Scan# 283  
 Delta R.T. 0.00 min  
 Lab File: BF092011.D  
 Acq: 28 Dec 2016 22:59

Tgt Ion	Resp	Lower	Upper
112	774673		
64	51.5	46.1	69.1
63	26.8	23.8	35.6

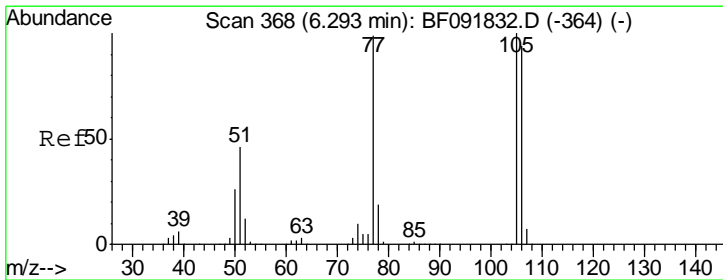
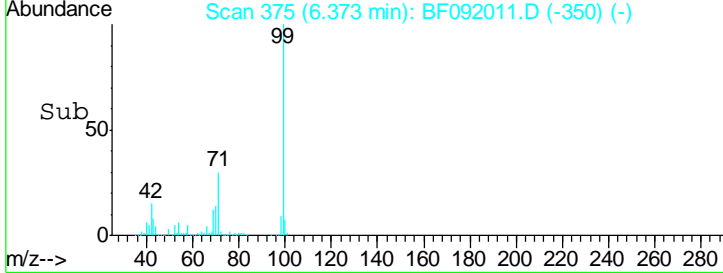
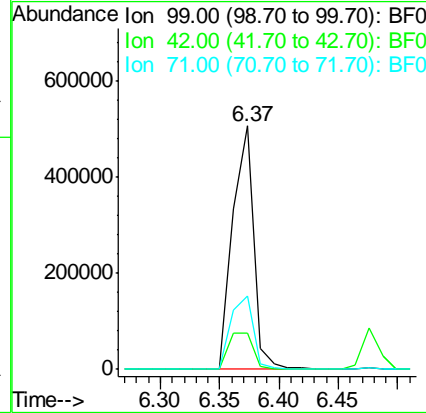
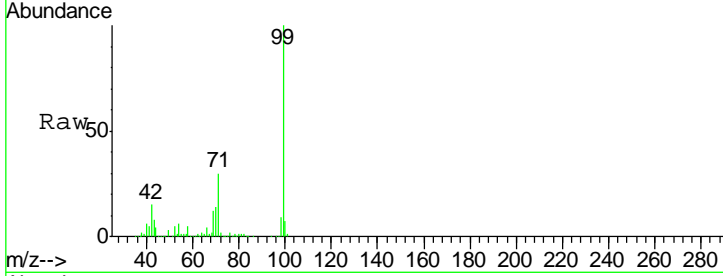




#7  
 Phenol-d6  
 Concen: 44.12 ng  
 RT: 6.37 min Scan# 375  
 Delta R.T. -0.01 min  
 Lab File: BF092011.D  
 Acq: 28 Dec 2016 22:59

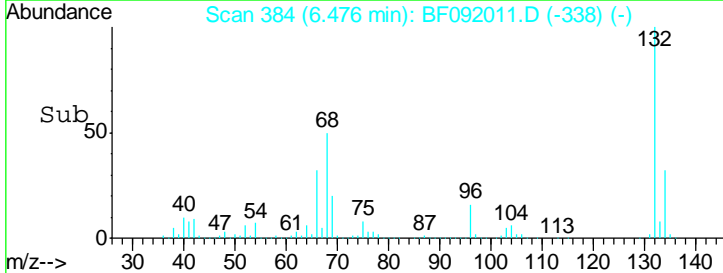
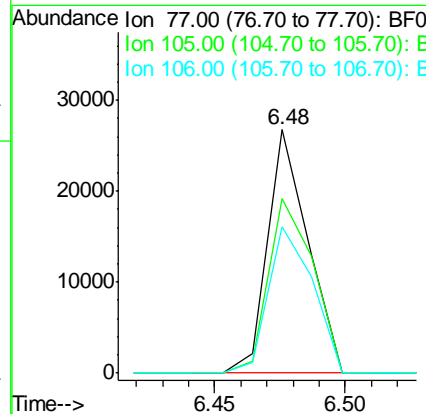
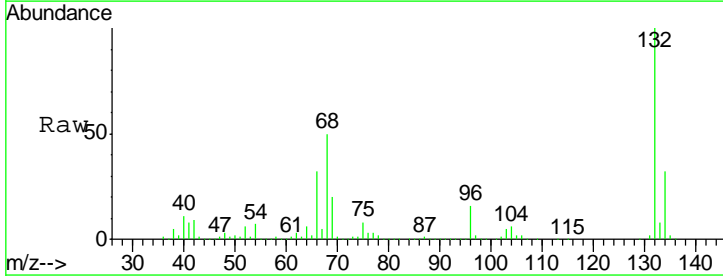
Instrument :  
 BNA\_F  
 ClientSampled :  
 MW-03

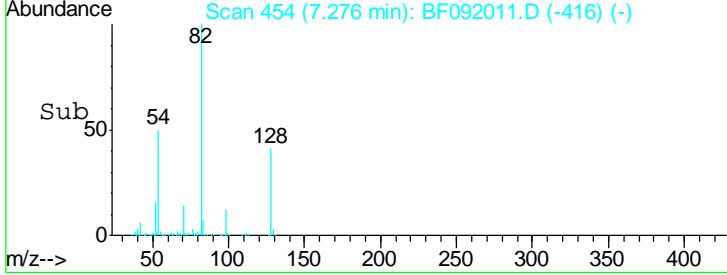
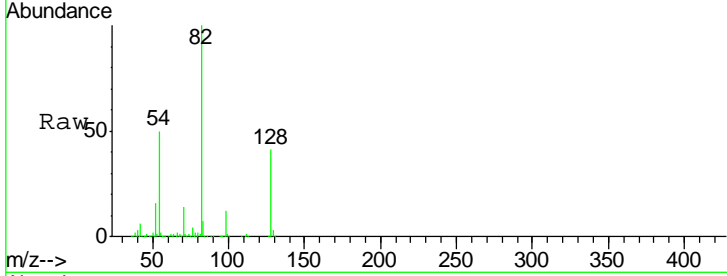
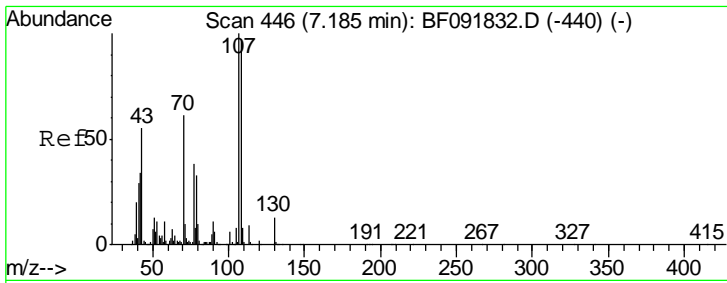
Tgt Ion	Resp	Lower	Upper
99	100		
42	14.9	15.6	23.4#
71	30.1	27.5	41.3



#9  
 Benzaldehyde  
 Concen: 2.52 ng  
 RT: 6.48 min Scan# 384  
 Delta R.T. 0.23 min  
 Lab File: BF092011.D  
 Acq: 28 Dec 2016 22:59

Tgt Ion	Resp	Lower	Upper
77	100		
105	71.7	83.9	123.9#
106	60.1	77.6	117.6#

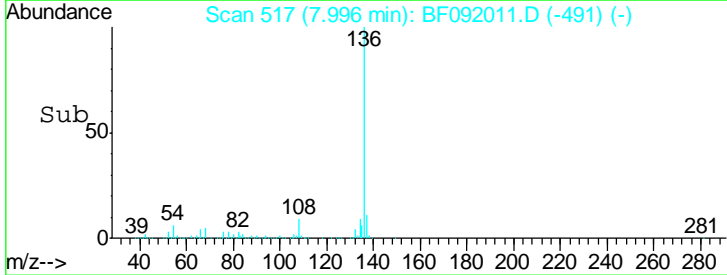
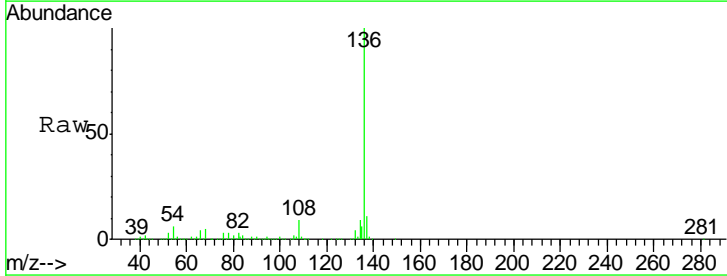
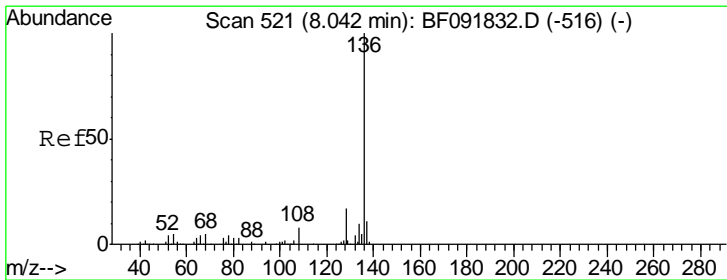
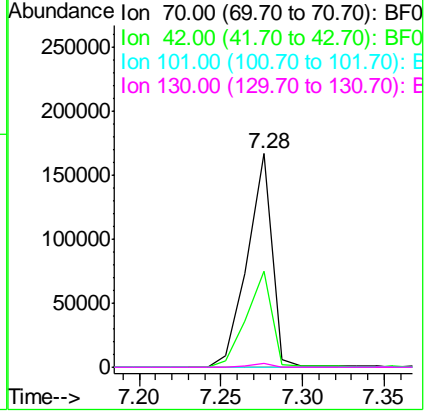




#19  
 n-Nitroso-di-n-propylamine  
 Concen: 18.92 ng  
 RT: 7.28 min Scan# 454  
 Delta R.T. 0.14 min  
 Lab File: BF092011.D  
 Acq: 28 Dec 2016 22:59

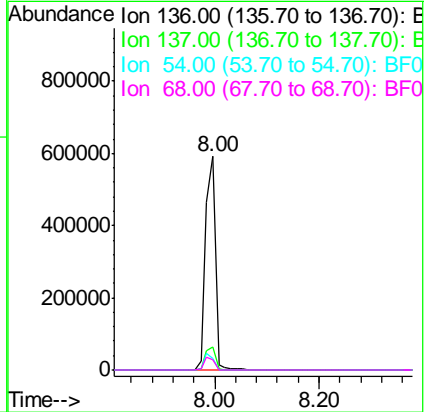
**Instrument :**  
 BNA\_F  
**ClientSampled :**  
 MW-03

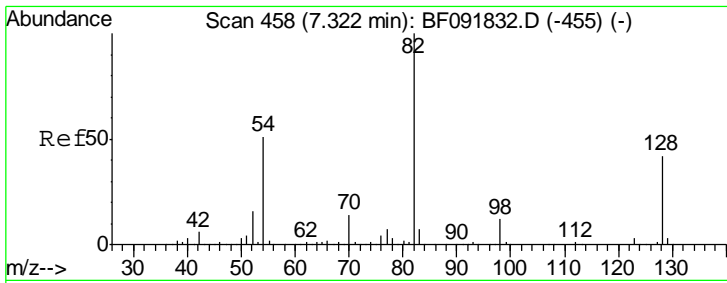
Tgt Ion	Resp	Lower	Upper
70	176653		
70	100		
42	44.7	49.4	74.0#
101	0.0	7.4	11.2#
130	1.9	14.2	21.4#



#21  
 Naphthalene-d8  
 Concen: 20.00 ng  
 RT: 8.00 min Scan# 517  
 Delta R.T. 0.00 min  
 Lab File: BF092011.D  
 Acq: 28 Dec 2016 22:59

Tgt Ion	Resp	Lower	Upper
136	772115		
136	100		
137	10.7	8.4	12.6
54	5.6	4.5	6.7
68	4.7	3.6	5.4

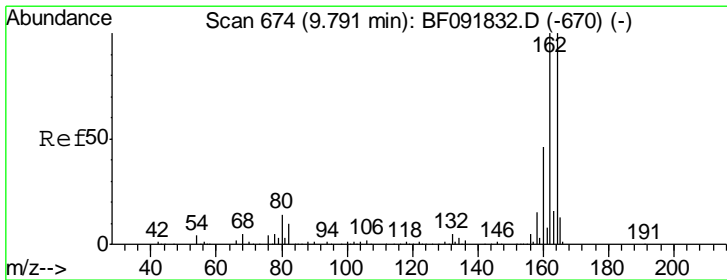
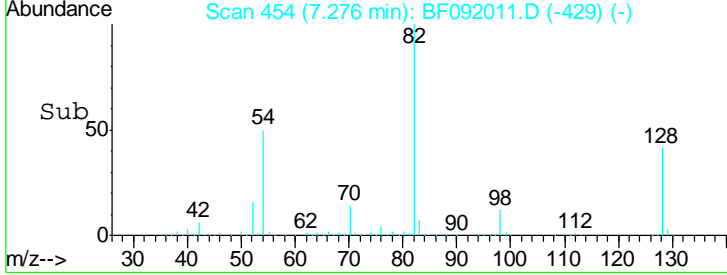
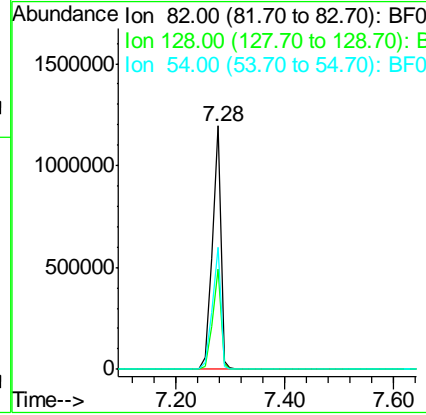
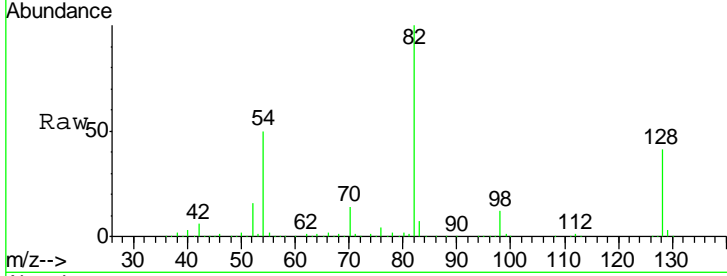




#23  
 Nitrobenzene-d5  
 Concen: 92.43 ng  
 RT: 7.28 min Scan# 454  
 Delta R.T. -0.01 min  
 Lab File: BF092011.D  
 Acq: 28 Dec 2016 22:59

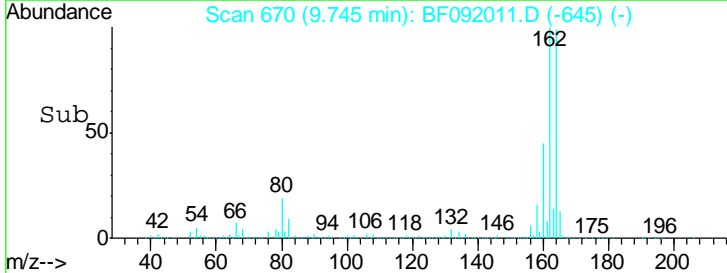
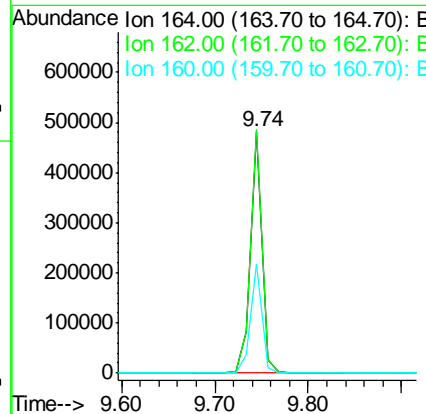
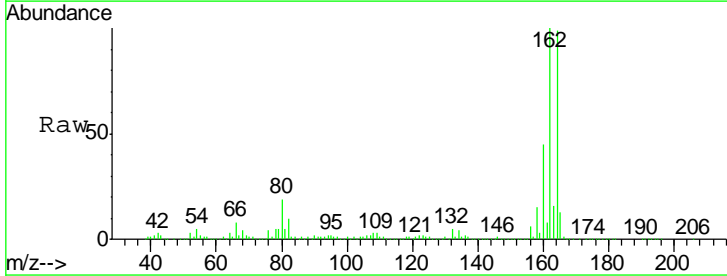
Instrument :  
 BNA\_F  
 ClientSampled :  
 MW-03

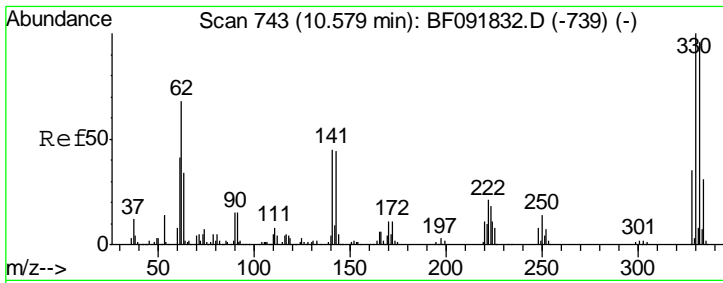
Tgt Ion	Resp	Lower	Upper
82	100		
128	41.2	34.6	52.0
54	50.1	39.5	59.3



#38  
 Acenaphthene-d10  
 Concen: 20.00 ng  
 RT: 9.74 min Scan# 670  
 Delta R.T. -0.01 min  
 Lab File: BF092011.D  
 Acq: 28 Dec 2016 22:59

Tgt Ion	Resp	Lower	Upper
164	100		
162	100.8	80.2	120.2
160	45.3	36.9	55.3

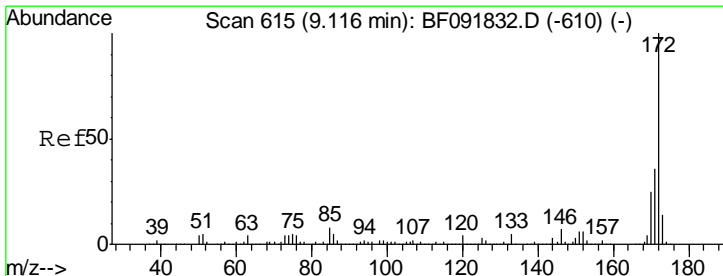
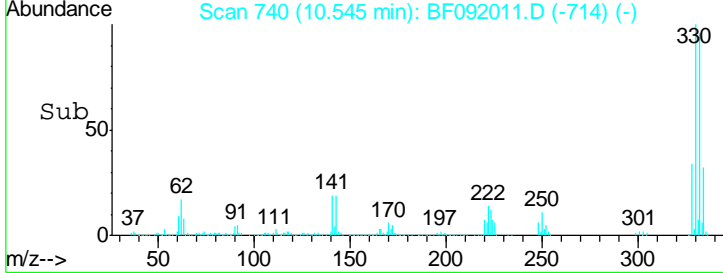
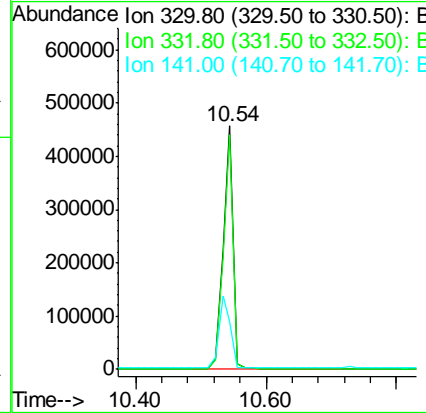
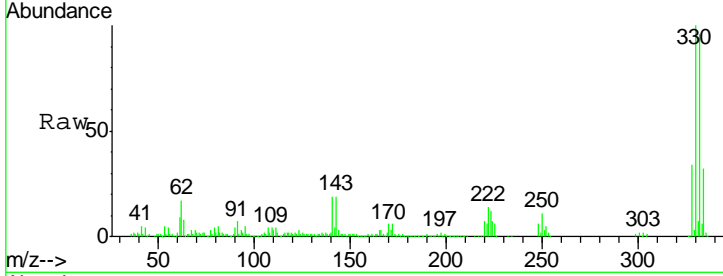




#41  
 2,4,6-Tribromophenol  
 Concen: 146.01 ng  
 RT: 10.54 min Scan# 740  
 Delta R.T. 0.00 min  
 Lab File: BF092011.D  
 Acq: 28 Dec 2016 22:59

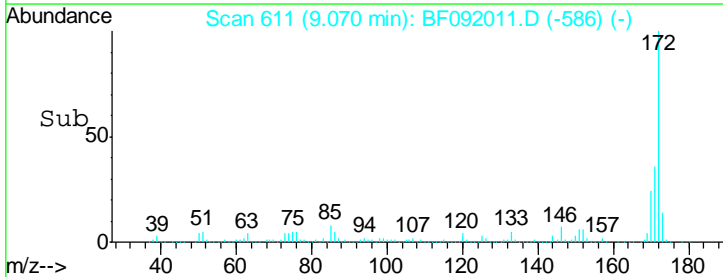
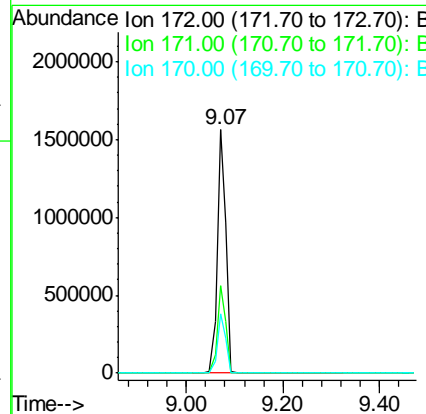
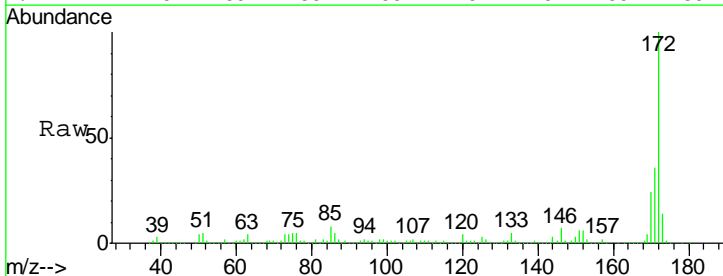
**Instrument :**  
 BNA\_F  
**ClientSampled :**  
 MW-03

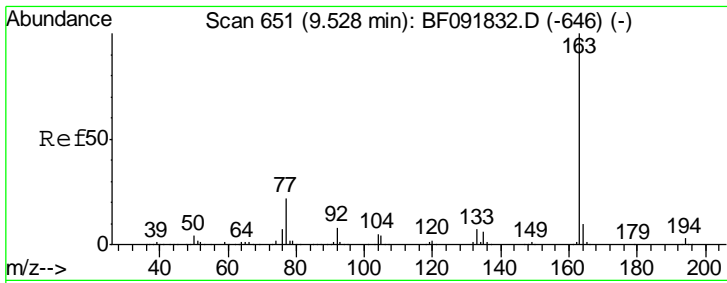
Tgt Ion	Resp	Lower	Upper
330	100		
332	96.1	77.4	116.2
141	34.3	34.1	51.1



#44  
 2-Fluorobiphenyl  
 Concen: 102.29 ng  
 RT: 9.07 min Scan# 611  
 Delta R.T. -0.01 min  
 Lab File: BF092011.D  
 Acq: 28 Dec 2016 22:59

Tgt Ion	Resp	Lower	Upper
172	100		
171	35.9	29.4	44.0
170	24.3	20.2	30.4

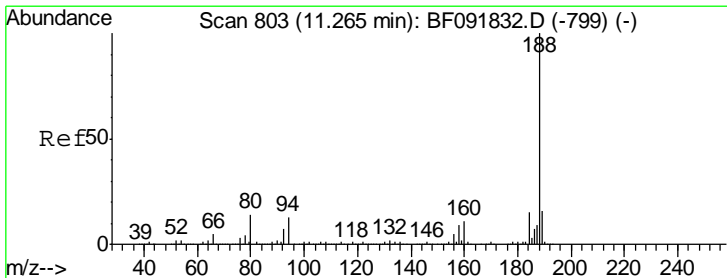
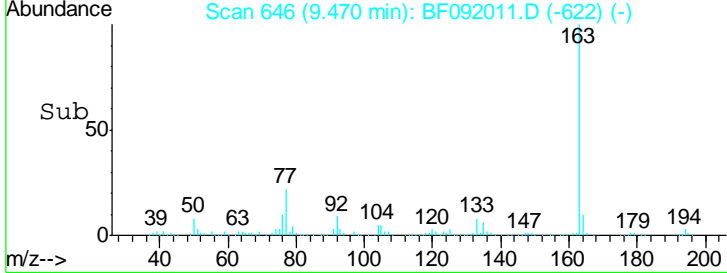
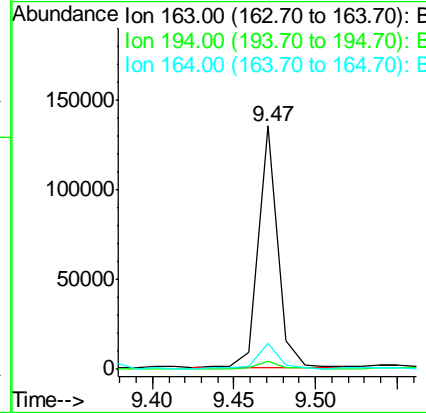
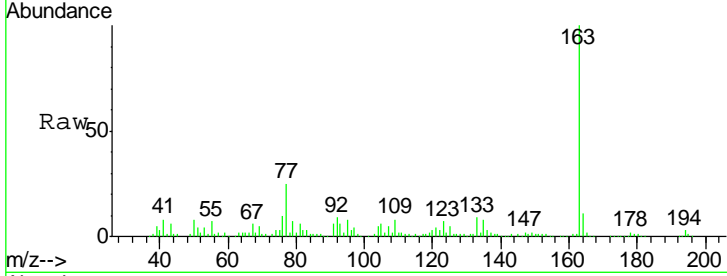




#49  
 Dimethylphthalate  
 Concen: 4.18 ng  
 RT: 9.47 min Scan# 646  
 Delta R.T. -0.02 min  
 Lab File: BF092011.D  
 Acq: 28 Dec 2016 22:59

Instrument :  
 BNA\_F  
 ClientSampled :  
 MW-03

Tgt Ion	Resp	Lower	Upper
163	109710		
194	3.4	3.0	4.4
164	10.6	8.0	12.0



#63  
 Phenanthrene-d10  
 Concen: 20.00 ng  
 RT: 11.23 min Scan# 800  
 Delta R.T. -0.00 min  
 Lab File: BF092011.D  
 Acq: 28 Dec 2016 22:59

Tgt Ion	Resp	Lower	Upper
188	631829		
94	8.9	10.0	15.0#
80	8.7	11.2	16.8#

