

Data Path : Z:\SVOASRV\HPCHEM1\BNA_M\DATA\BM030519\
 Data File : BM019056.D
 Acq On : 06 Mar 2019 04:16
 Operator : JU/SJ
 Sample : K1704-11
 Misc :
 ALS Vial : 19 Sample Multiplier: 1

Instrument :
 BNA_M
 ClientSampleId :
 PST-028-SW004-022719

Quant Time: Mar 06 06:02:12 2019
 Quant Method : Z:\SVOASRV\HPCHEM1\BNA_M\METHODS\8270-BM021119.M
 Quant Title : ASP BNA STANDARDS FOR 5 POINT CALIBRATION
 QLast Update : Tue Mar 05 03:36:13 2019
 Response via : Initial Calibration

Internal Standards	R.T.	QIon	Response	Conc	Units	Dev(Min)
1) 1,4-Dichlorobenzene-d4	7.67	152	221068	20.00	ng	0.00
21) Naphthalene-d8	10.46	136	870340	20.00	ng	-0.01
39) Acenaphthene-d10	14.33	164	492810	20.00	ng	0.00
64) Phenanthrene-d10	17.08	188	1167455	20.00	ng	0.00
76) Chrysene-d12	21.27	240	1377393	20.00	ng	-0.01
87) Perylene-d12	23.52	264	1412212	20.00	ng	-0.01

System Monitoring Compounds

5) 2-Fluorophenol	5.27	112	1534304	113.72	ng	0.00
7) Phenol-d6	6.85	99	2132735	112.21	ng	0.00
23) Nitrobenzene-d5	8.84	82	1327651	70.53	ng	-0.01
42) 2,4,6-Tribromophenol	15.83	330	848757	119.48	ng	0.00
45) 2-Fluorobiphenyl	12.94	172	2537025	68.34	ng	-0.01
79) Terphenyl-d14	19.72	244	4271620	63.98	ng	-0.01

Target Compounds

Target Compounds	R.T.	QIon	Response	Conc	Units	Qvalue
2) 1,4-Dioxane	3.23	88	201	0.034	ng	# 1
3) Pyridine	3.62	79	238	0.015	ng	# 1
4) n-Nitrosodimethylamine	3.57	42	600	0.147	ng	# 1
8) 2-Chlorophenol	7.25	128	135	0.009	ng	# 1
9) Benzaldehyde	6.86	77	7494	Below Cal		# 7
10) Phenol	6.87	94	145014	7.251	ng	95
11) bis(2-Chloroethyl)ether	7.10	93	569	0.037	ng	# 20
15) Benzyl Alcohol	7.99	79	23201	1.536	ng	# 47
19) n-Nitroso-di-n-propylamine	8.41	70	108	0.007	ng	# 1
20) 3+4-Methylphenols	8.46	107	220	0.013	ng	# 21
22) Acetophenone	8.51	105	377	0.016	ng	# 51
24) Nitrobenzene	8.89	77	432	0.022	ng	# 44
25) Isophorone	9.45	82	567	0.019	ng	# 68
31) Naphthalene	10.51	128	4064	0.096	ng	# 97
32) Benzoic acid	9.79	122	242	0.024	ng	# 30
37) 2-Methylnaphthalene	12.13	142	1853	0.062	ng	89
38) 1-Methylnaphthalene	12.36	142	1773	0.061	ng	# 99
46) 1,1'-Biphenyl	13.15	154	4009	0.095	ng	90
49) Acenaphthylene	14.05	152	11262	0.231	ng	97
50) Dimethylphthalate	13.79	163	149542	3.641	ng	99
52) Acenaphthene	14.39	154	1892	0.063	ng	# 76
55) Dibenzofuran	14.73	168	3589	0.073	ng	# 79
58) Fluorene	15.39	166	4960	0.132	ng	# 98
60) Diethylphthalate	15.16	149	2488	0.059	ng	# 84
63) Azobenzene	15.68	77	691	0.015	ng	# 1
71) Phenanthrene	17.12	178	100685	1.605	ng	98
72) Anthracene	17.22	178	15620	0.256	ng	# 93
73) Carbazole	17.50	167	12028	0.189	ng	# 90
74) Di-n-butylphthalate	18.04	149	10533	0.144	ng	96
75) Fluoranthene	19.14	202	143846	1.985	ng	98
78) Pyrene	19.51	202	130445	1.631	ng	99
80) Butylbenzylphthalate	20.41	149	1795	0.049	ng	# 72
81) Benzo(a)anthracene	21.26	228	56786	0.707	ng	98
82) 3,3'-Dichlorobenzidine	21.22	252	497	0.016	ng	# 1

Data Path : Z:\SVOASRV\HPCHEM1\BNA_M\DATA\BM030519\
 Data File : BM019056.D
 Acq On : 06 Mar 2019 04:16
 Operator : JU/SJ
 Sample : K1704-11
 Misc :
 ALS Vial : 19 Sample Multiplier: 1

Instrument :
 BNA_M
 ClientSampleId :
 PST-028-SW004-022719

Quant Time: Mar 06 06:02:12 2019
 Quant Method : Z:\SVOASRV\HPCHEM1\BNA_M\METHODS\8270-BM021119.M
 Quant Title : ASP BNA STANDARDS FOR 5 POINT CALIBRATION
 QLast Update : Tue Mar 05 03:36:13 2019
 Response via : Initial Calibration

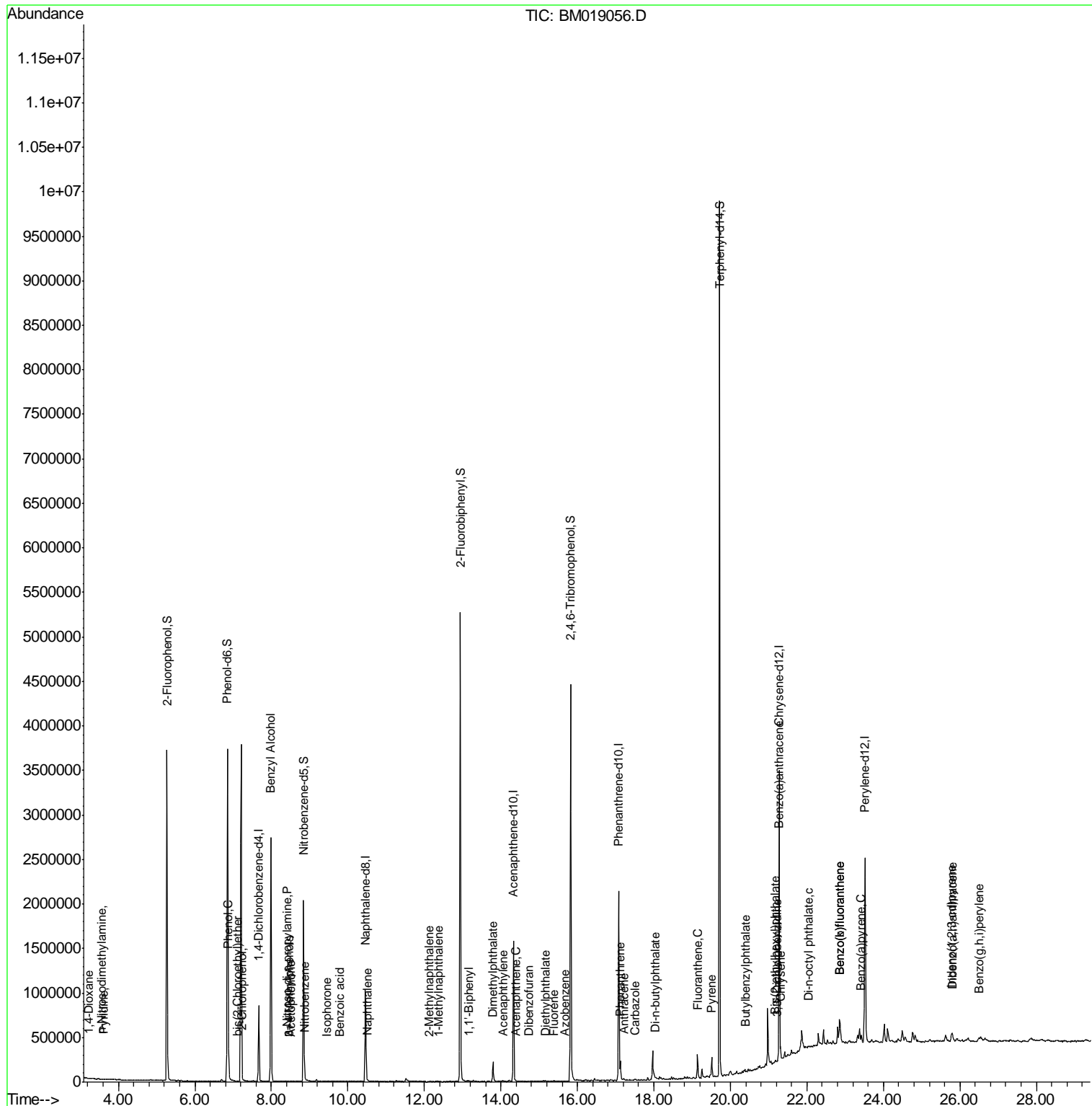
Internal Standards	R.T.	QIon	Response	Conc	Units	Dev(Min)
83) Chrysene	21.32	228	71704	0.932	ng	96
84) Bis(2-ethylhexyl)phthalate	21.18	149	10105	0.189	ng #	96
85) Di-n-octyl phthalate	22.06	149	2464	0.027	ng #	31
86) Indeno(1,2,3-cd)pyrene	25.79	276	40209	0.453	ng	99
88) Benzo(b)fluoranthene	22.85	252	119277	1.476	ng #	90
89) Benzo(k)fluoranthene	22.85	252	117551	1.461	ng #	90
90) Benzo(a)pyrene	23.42	252	51565	0.674	ng #	92
91) Dibenzo(a,h)anthracene	25.80	278	11585	0.153	ng #	76
92) Benzo(g,h,i)perylene	26.49	276	38845	0.550	ng	97

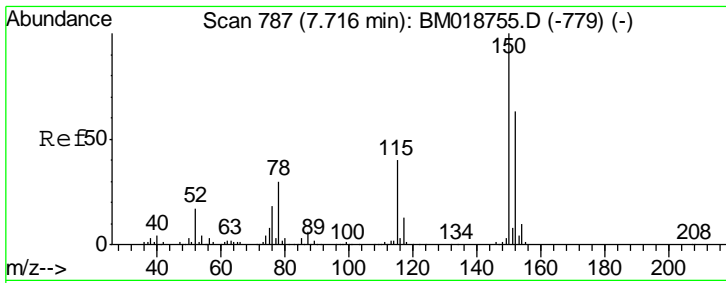
(#) = qualifier out of range (m) = manual integration (+) = signals summed

Data Path : Z:\SVOASRV\HPCHEM1\BNA_M\DATA\BM030519\
 Data File : BM019056.D
 Acq On : 06 Mar 2019 04:16
 Operator : JU/SJ
 Sample : K1704-11
 Misc :
 ALS Vial : 19 Sample Multiplier: 1

Instrument :
 BNA_M
 Client Sampled :
 PST-028-SW004-022719

Quant Time: Mar 06 06:02:12 2019
 Quant Method : Z:\SVOASRV\HPCHEM1\BNA_M\METHODS\8270-BM021119.M
 Quant Title : ASP BNA STANDARDS FOR 5 POINT CALIBRATION
 QLast Update : Tue Mar 05 03:36:13 2019
 Response via : Initial Calibration

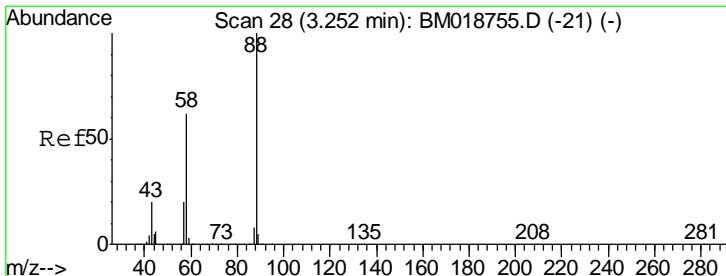
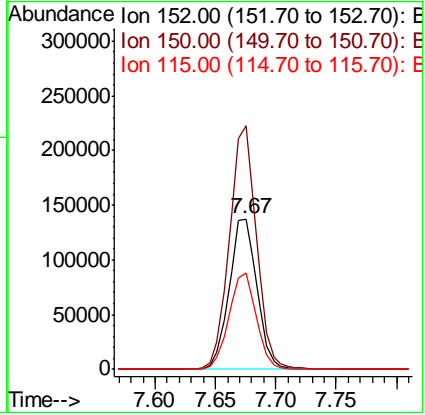
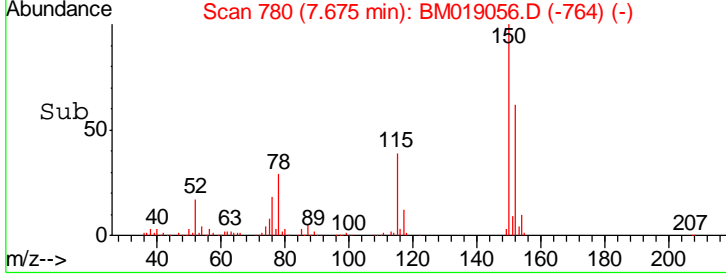
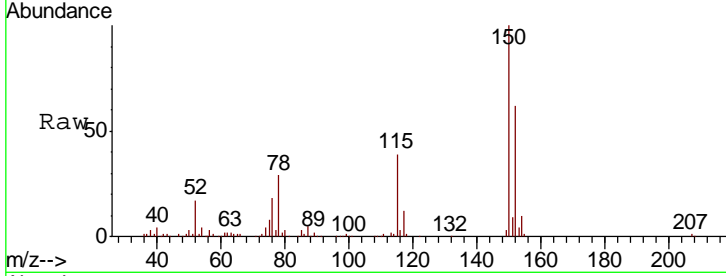




#1
 1,4-Dichlorobenzene-d4
 Concen: 20.000 ng
 RT: 7.67 min Scan# 780
 Delta R.T. -0.01 min
 Lab File: BM019056.D
 Acq: 06 Mar 2019 04:16

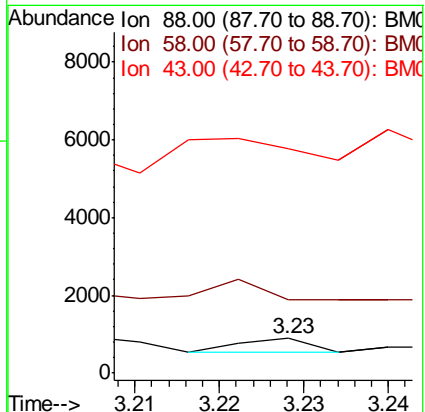
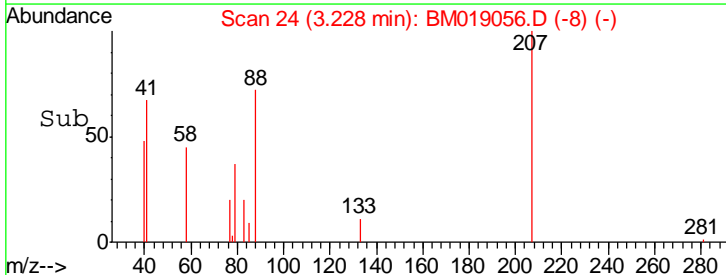
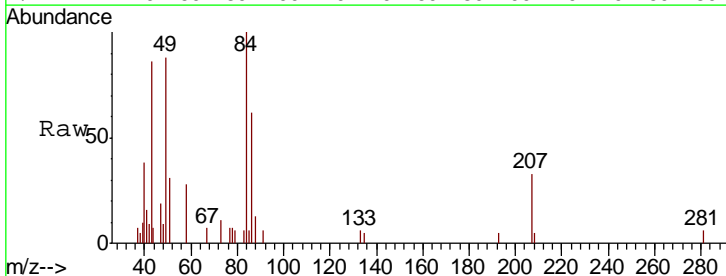
Instrument :
 BNA_M
ClientSampleId :
 PST-028-SW004-022719

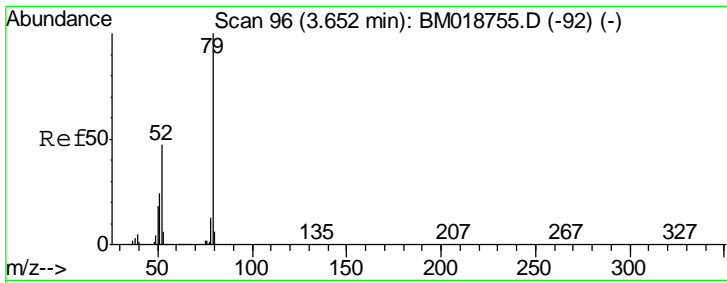
Tgt Ion	Resp	Lower	Upper
152	100		
150	161.5	127.3	190.9
115	63.6	50.8	76.2



#2
 1,4-Dioxane
 Concen: 0.034 ng
 RT: 3.23 min Scan# 24
 Delta R.T. -0.01 min
 Lab File: BM019056.D
 Acq: 06 Mar 2019 04:16

Tgt Ion	Resp	Lower	Upper
88	100		
58	267.7	49.8	74.6#
43	470.6	16.7	25.1#

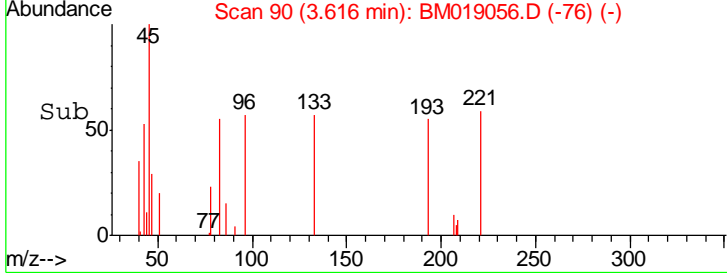
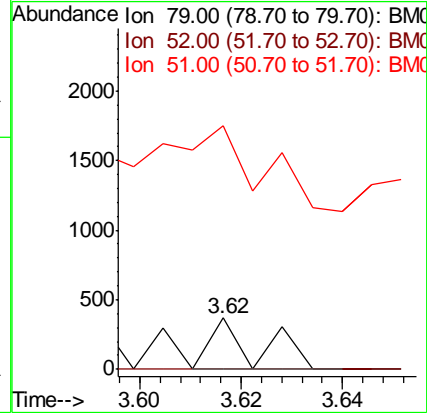
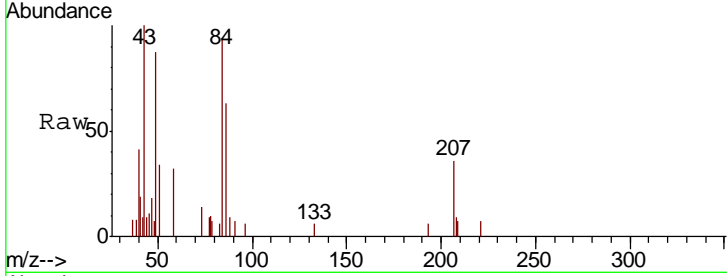




#3
 Pyridine
 Concen: 0.015 ng
 RT: 3.62 min Scan# 90
 Delta R.T. -0.02 min
 Lab File: BM019056.D
 Acq: 06 Mar 2019 04:16

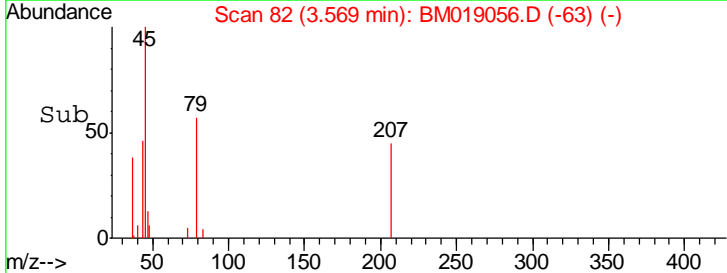
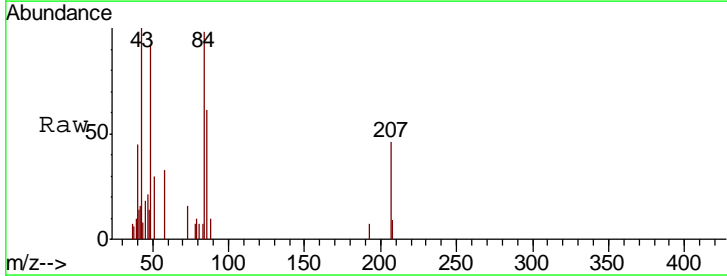
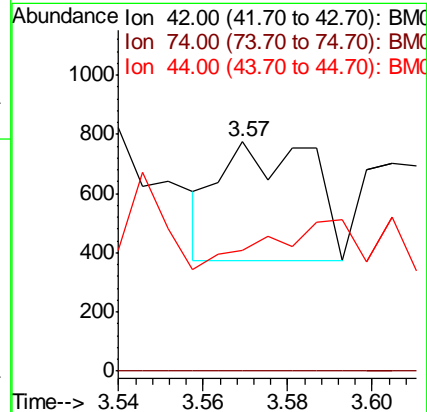
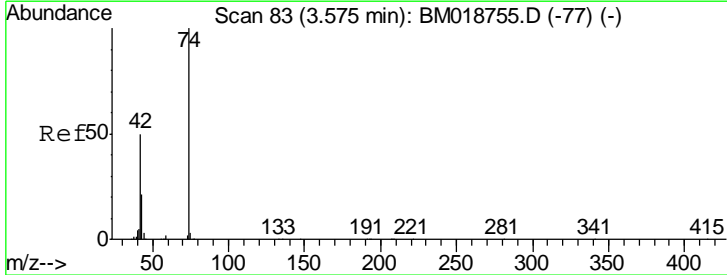
Instrument :
 BNA_M
 ClientSampleId :
 PST-028-SW004-022719

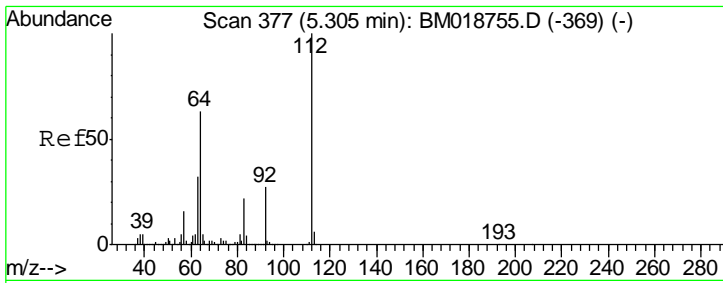
Tgt Ion	Resp	Lower	Upper
79	100		
52	0.0	37.6	56.4#
51	476.8	19.7	29.5#



#4
 n-Nitrosodimethylamine
 Concen: 0.147 ng
 RT: 3.57 min Scan# 82
 Delta R.T. 0.01 min
 Lab File: BM019056.D
 Acq: 06 Mar 2019 04:16

Tgt Ion	Resp	Lower	Upper
42	100		
74	0.0	158.1	237.1#
44	52.8	4.9	7.3#



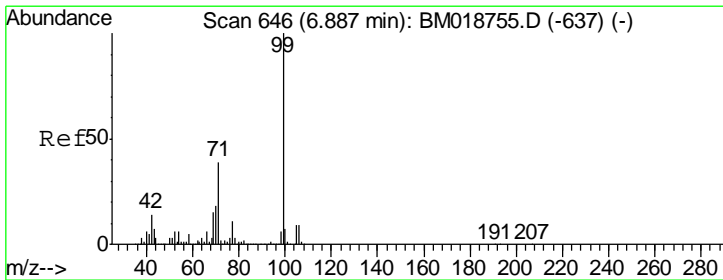
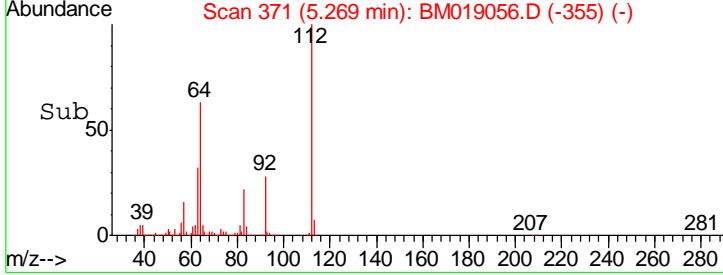
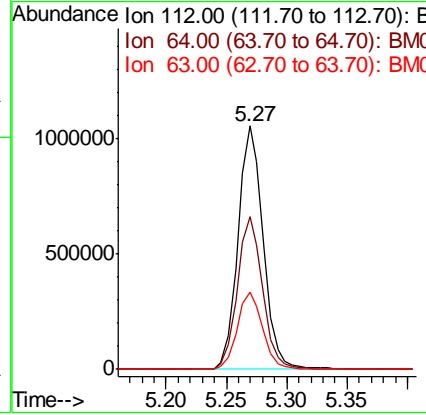
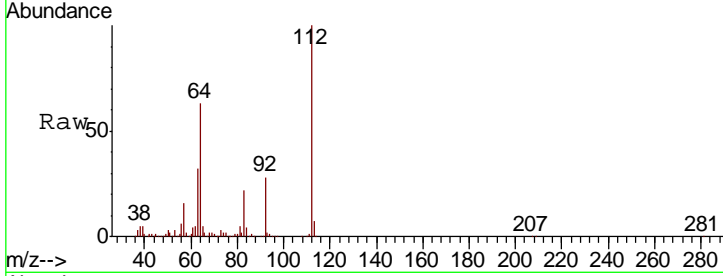


#5
 2-Fluorophenol
 Concen: 113.717 ng
 RT: 5.27 min Scan# 371
 Delta R.T. -0.01 min
 Lab File: BM019056.D
 Acq: 06 Mar 2019 04:16

Instrument :
 BNA_M
ClientSampled :
 PST-028-SW004-022719

Tgt Ion: 112 Resp: 1534304

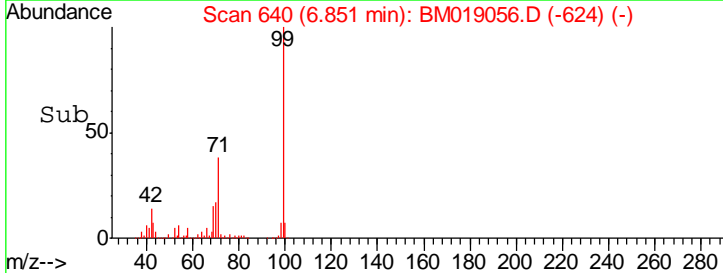
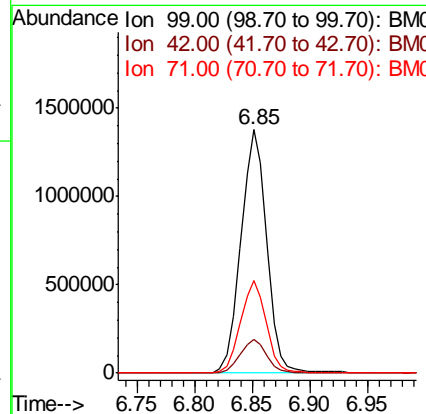
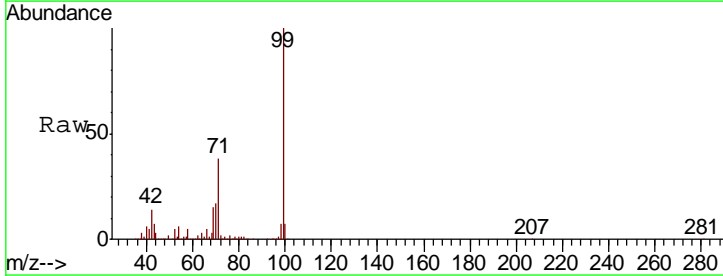
Ion	Ratio	Lower	Upper
112	100		
64	62.6	50.6	75.8
63	31.8	25.7	38.5

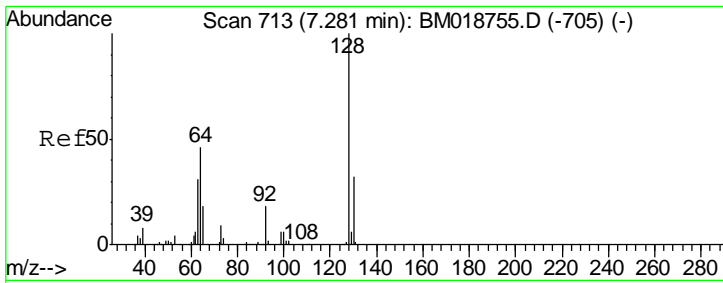


#7
 Phenol-d6
 Concen: 112.206 ng
 RT: 6.85 min Scan# 640
 Delta R.T. -0.01 min
 Lab File: BM019056.D
 Acq: 06 Mar 2019 04:16

Tgt Ion: 99 Resp: 2132735

Ion	Ratio	Lower	Upper
99	100		
42	14.0	11.0	16.6
71	38.1	31.3	46.9

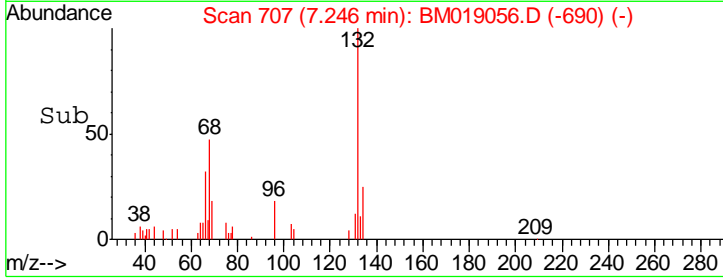
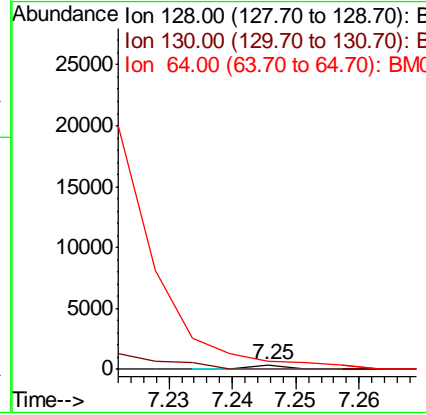
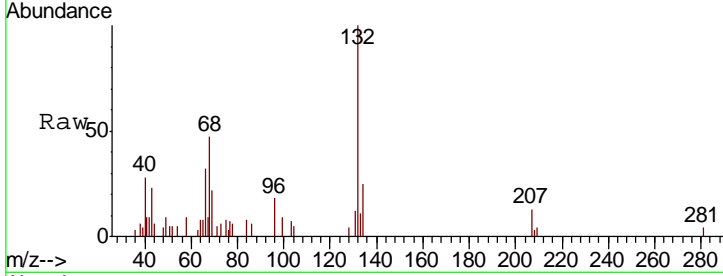




#8
 2-Chlorophenol
 Concen: 0.009 ng
 RT: 7.25 min Scan# 707
 Delta R.T. 0.00 min
 Lab File: BM019056.D
 Acq: 06 Mar 2019 04:16

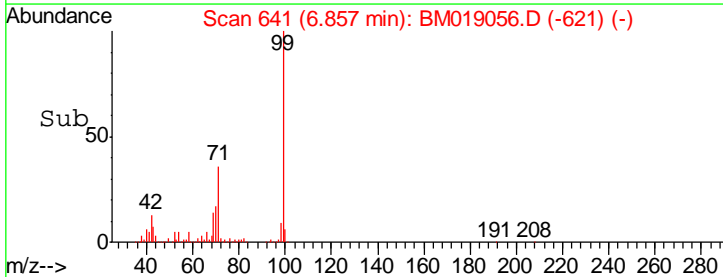
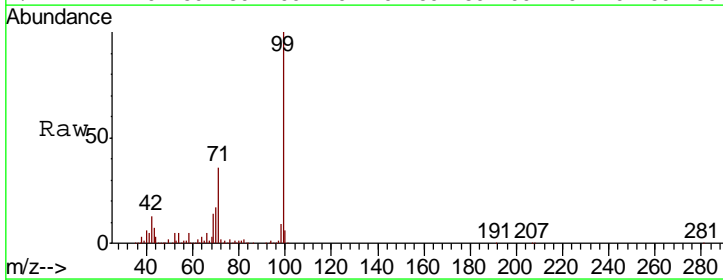
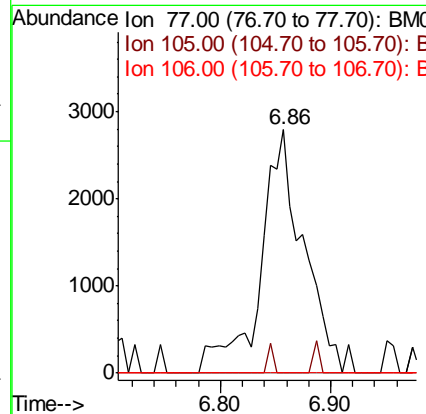
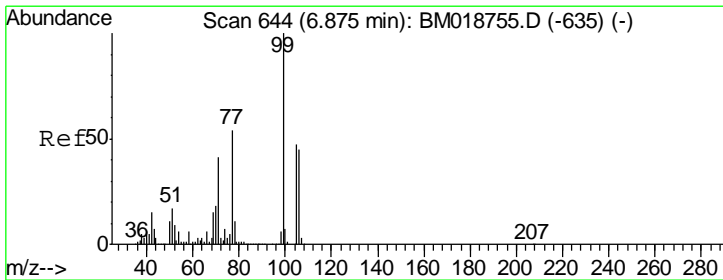
Instrument :
 BNA_M
ClientSampled :
 PST-028-SW004-022719

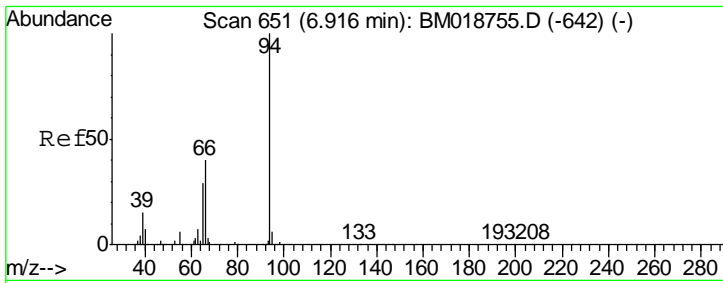
Tgt Ion	Resp	Lower	Upper
128	100		
130	0.0	11.7	51.7#
64	185.6	31.0	71.0#



#9
 Benzaldehyde
 Concen: Below Cal
 RT: 6.86 min Scan# 641
 Delta R.T. 0.02 min
 Lab File: BM019056.D
 Acq: 06 Mar 2019 04:16

Tgt Ion	Resp	Lower	Upper
77	100		
105	0.0	67.3	107.3#
106	0.0	62.9	102.9#

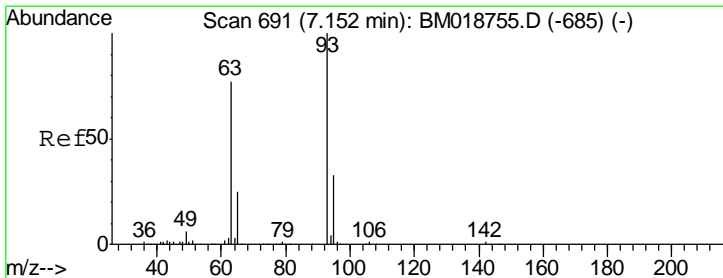
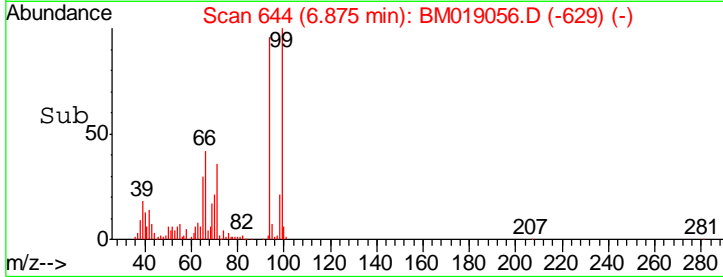
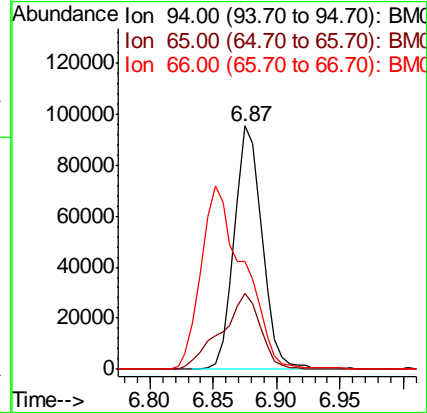
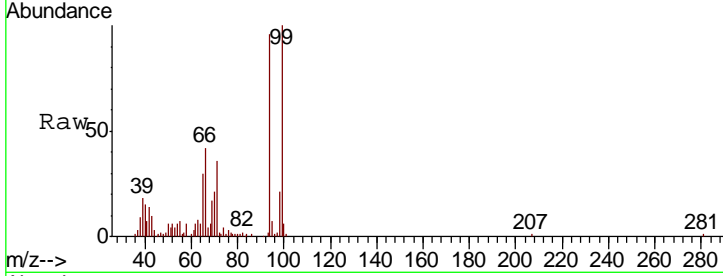




#10
 Phenol
 Concen: 7.251 ng
 RT: 6.87 min Scan# 644
 Delta R.T. -0.01 min
 Lab File: BM019056.D
 Acq: 06 Mar 2019 04:16

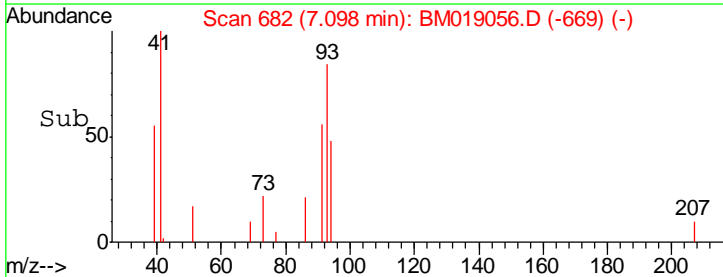
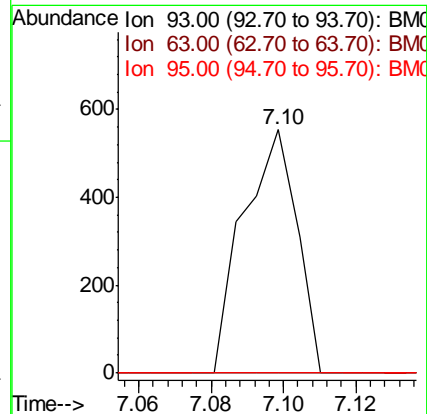
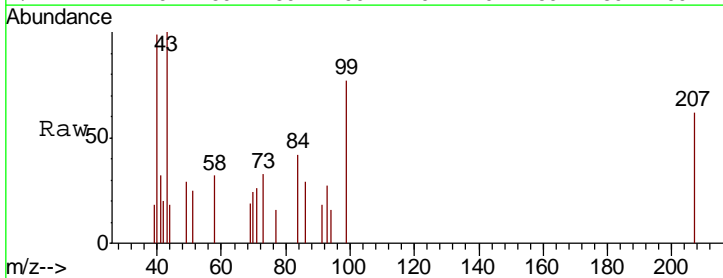
Instrument :
 BNA_M
 ClientSampleId :
 PST-028-SW004-022719

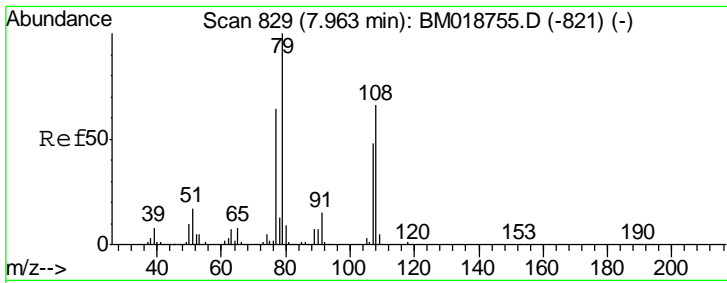
Tgt Ion	Resp	Lower	Upper
94	145014		
65	31.4	9.6	49.6
66	44.2	20.4	60.4



#11
 bis(2-Chloroethyl)ether
 Concen: 0.037 ng
 RT: 7.10 min Scan# 682
 Delta R.T. -0.02 min
 Lab File: BM019056.D
 Acq: 06 Mar 2019 04:16

Tgt Ion	Resp	Lower	Upper
93	569		
93	100		
63	0.0	57.0	97.0#
95	0.0	12.4	52.4#

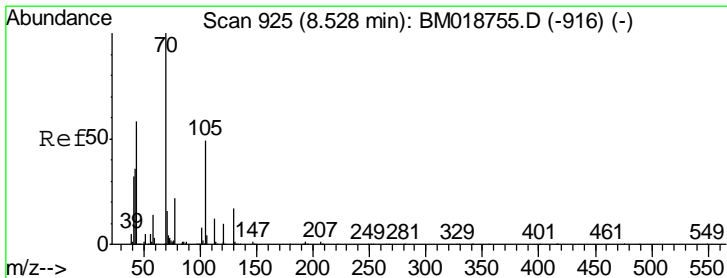
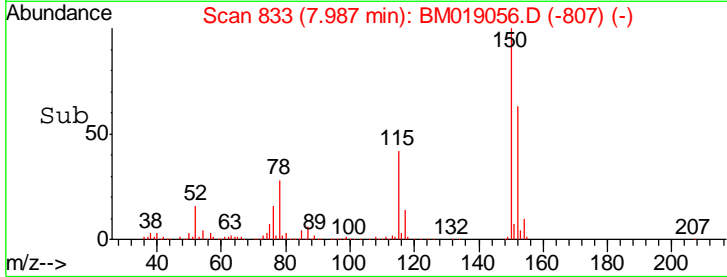
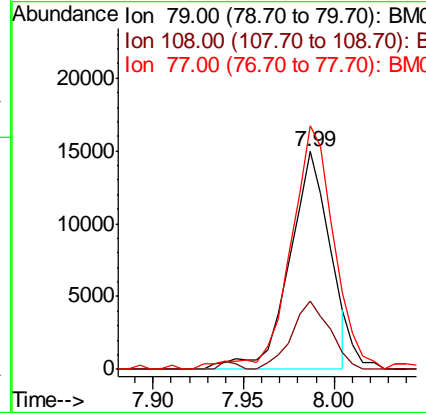
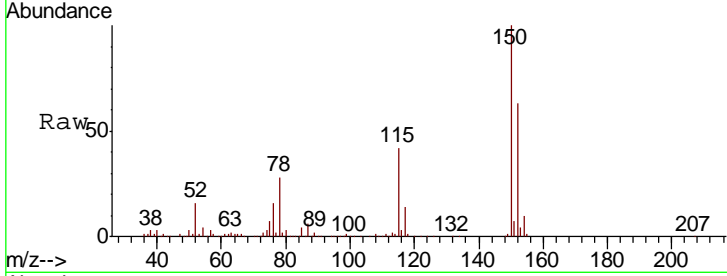




#15
 Benzyl Alcohol
 Concen: 1.536 ng
 RT: 7.99 min Scan# 833
 Delta R.T. 0.05 min
 Lab File: BM019056.D
 Acq: 06 Mar 2019 04:16

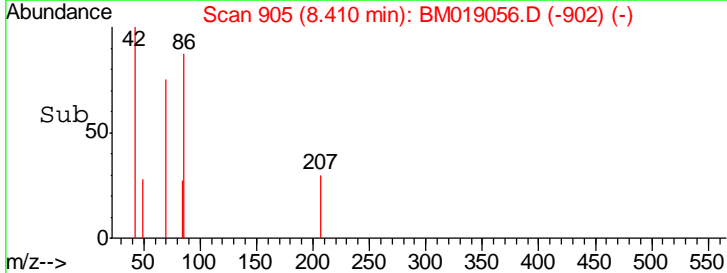
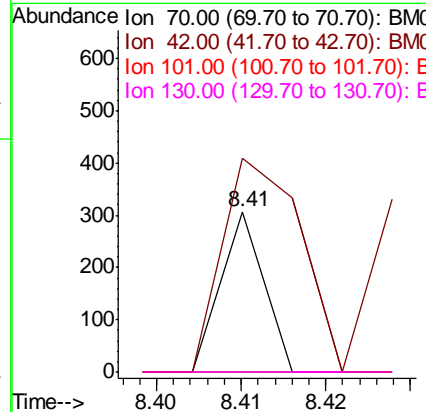
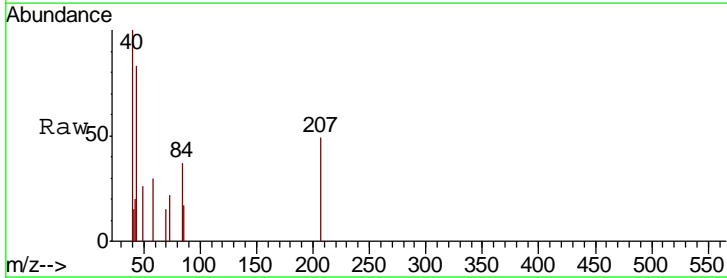
Instrument :
 BNA_M
 ClientSampleId :
 PST-028-SW004-022719

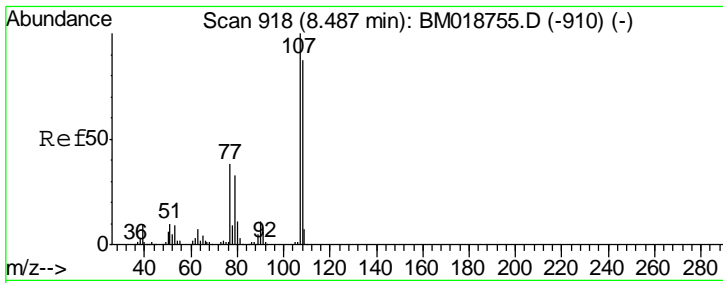
Tgt Ion	Resp	Lower	Upper
79	100		
108	31.1	52.7	79.1#
77	111.7	51.0	76.4#



#19
 n-Nitroso-di-n-propylamine
 Concen: 0.007 ng
 RT: 8.41 min Scan# 905
 Delta R.T. -0.08 min
 Lab File: BM019056.D
 Acq: 06 Mar 2019 04:16

Tgt Ion	Resp	Lower	Upper
70	100		
42	133.2	29.4	44.0#
101	0.0	6.7	10.1#
130	0.0	14.0	21.0#

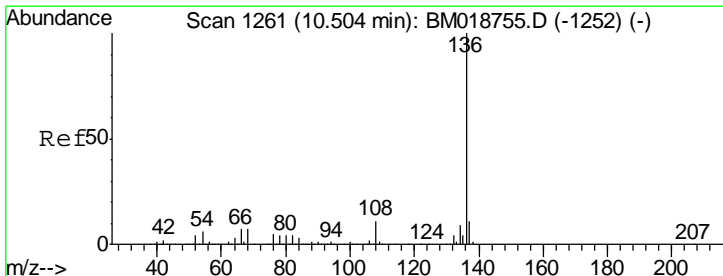
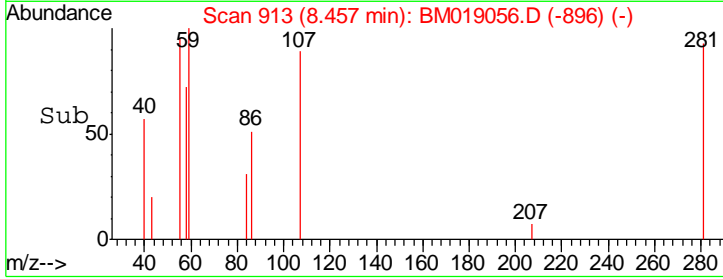
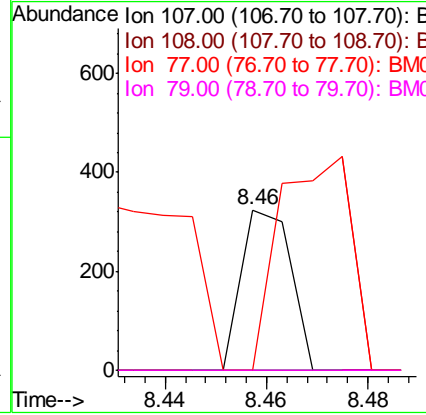
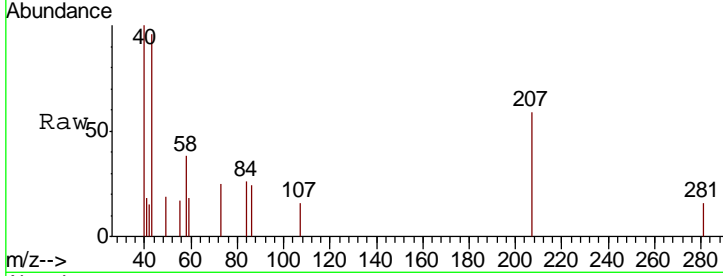




#20
 3+4-Methylphenols
 Concen: 0.013 ng
 RT: 8.46 min Scan# 913
 Delta R.T. 0.00 min
 Lab File: BM019056.D
 Acq: 06 Mar 2019 04:16

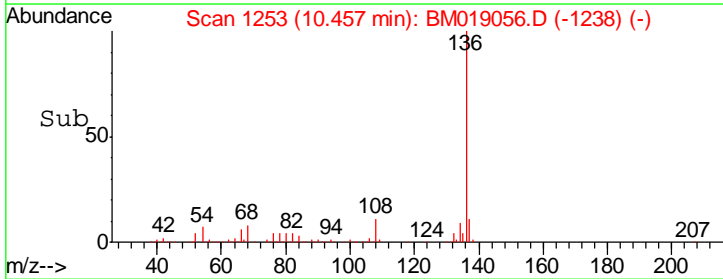
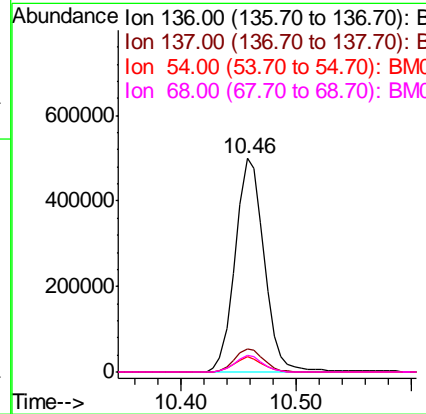
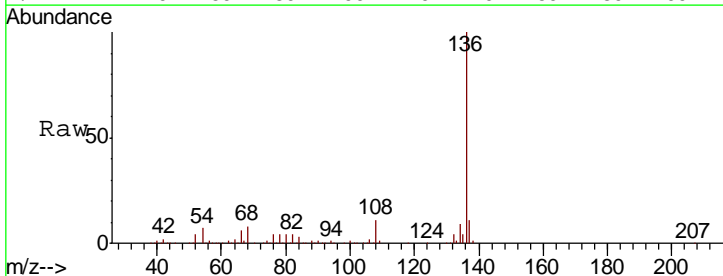
Instrument :
 BNA_M
 ClientSampled :
 PST-028-SW004-022719

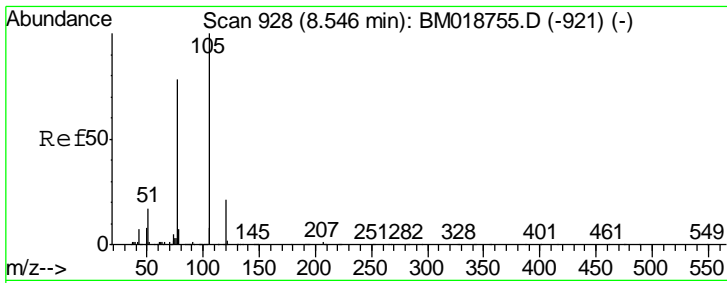
Tgt Ion	Resp	Lower	Upper
107	100		
108	0.0	67.3	107.3#
77	0.0	18.0	58.0#
79	0.0	12.8	52.8#



#21
 Naphthalene-d8
 Concen: 20.000 ng
 RT: 10.46 min Scan# 1253
 Delta R.T. -0.01 min
 Lab File: BM019056.D
 Acq: 06 Mar 2019 04:16

Tgt Ion	Resp	Lower	Upper
136	100		
137	10.8	8.8	13.2
54	7.0	5.0	7.6
68	7.5	5.5	8.3

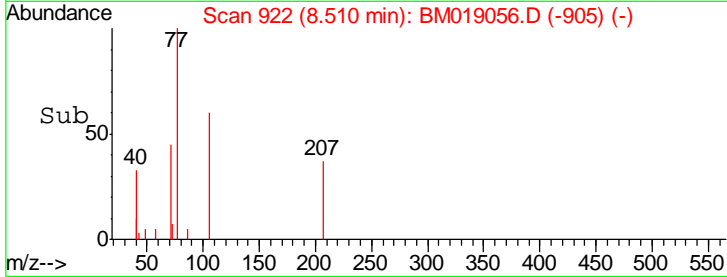
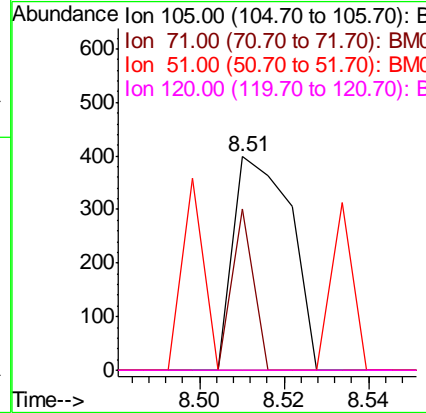
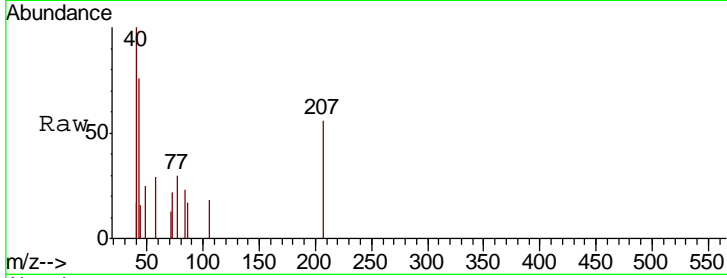




#22
 Acetophenone
 Concen: 0.016 ng
 RT: 8.51 min Scan# 922
 Delta R.T. 0.00 min
 Lab File: BM019056.D
 Acq: 06 Mar 2019 04:16

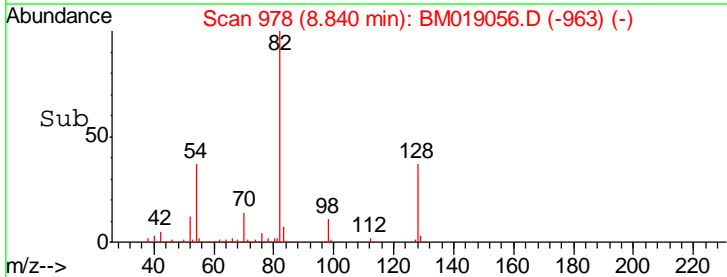
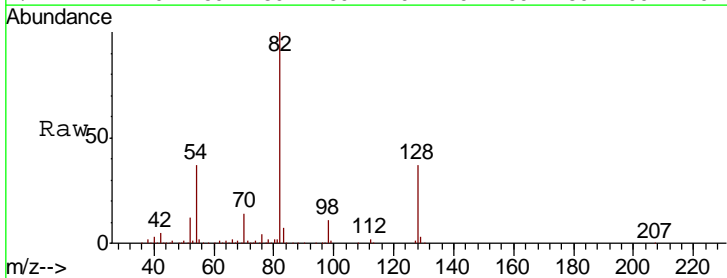
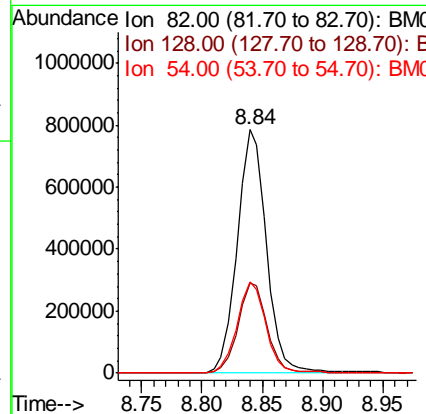
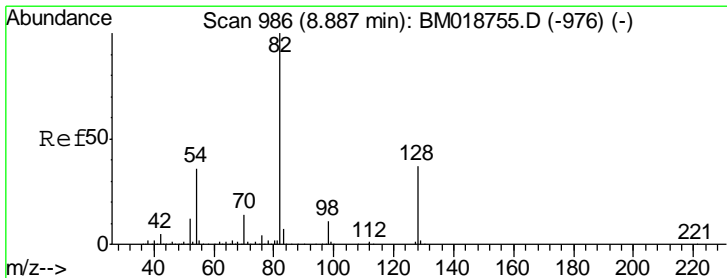
Instrument :
 BNA_M
 ClientSampleId :
 PST-028-SW004-022719

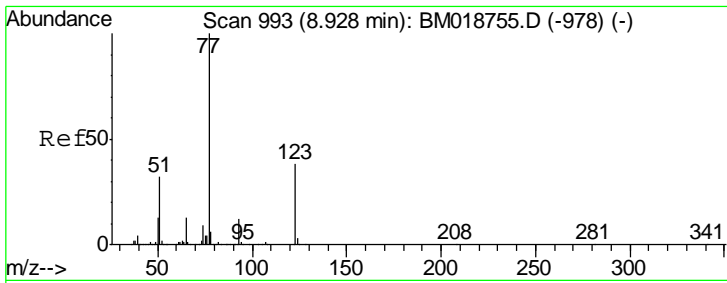
Tgt Ion	Resp	Lower	Upper
105	377		
71	75.4	1.1	1.7#
51	0.0	15.5	23.3#
120	0.0	17.0	25.4#



#23
 Nitrobenzene-d5
 Concen: 70.534 ng
 RT: 8.84 min Scan# 978
 Delta R.T. -0.01 min
 Lab File: BM019056.D
 Acq: 06 Mar 2019 04:16

Tgt Ion	Resp	Lower	Upper
82	1327651		
128	36.8	29.9	44.9
54	37.3	29.1	43.7

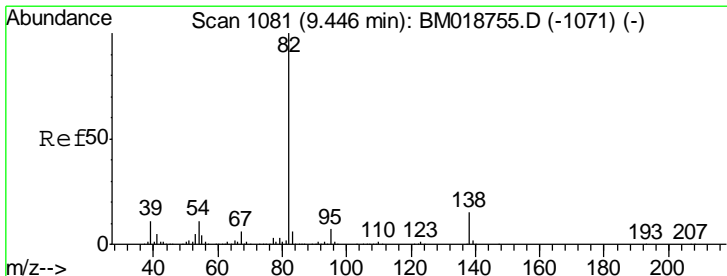
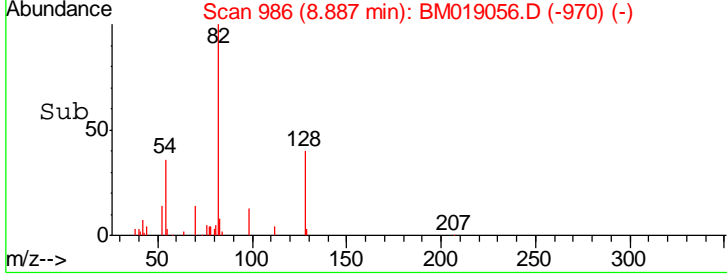
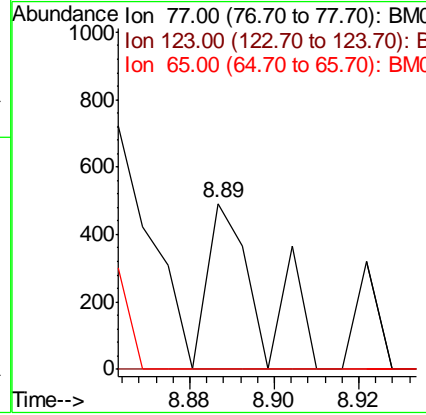
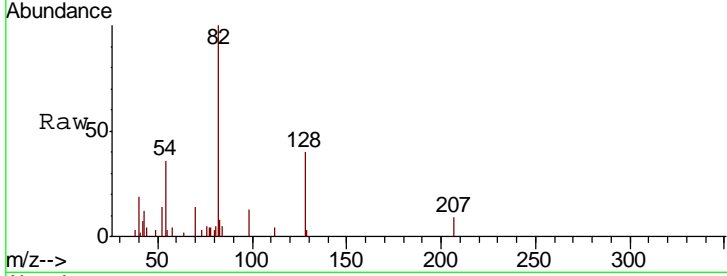




#24
 Nitrobenzene
 Concen: 0.022 ng
 RT: 8.89 min Scan# 986
 Delta R.T. -0.01 min
 Lab File: BM019056.D
 Acq: 06 Mar 2019 04:16

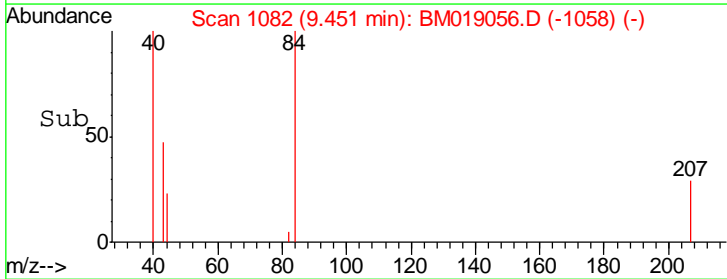
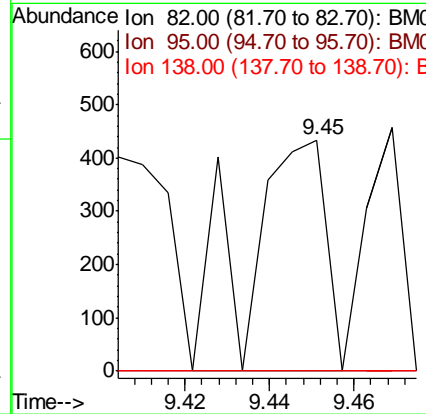
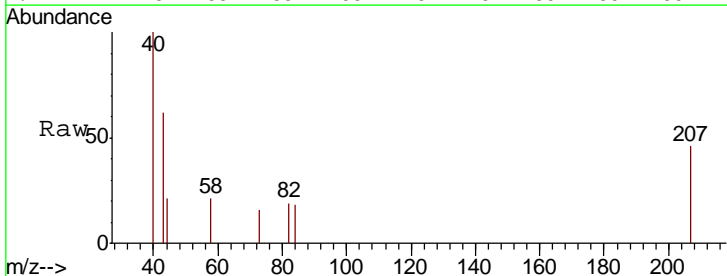
Instrument :
 BNA_M
 ClientSampleId :
 PST-028-SW004-022719

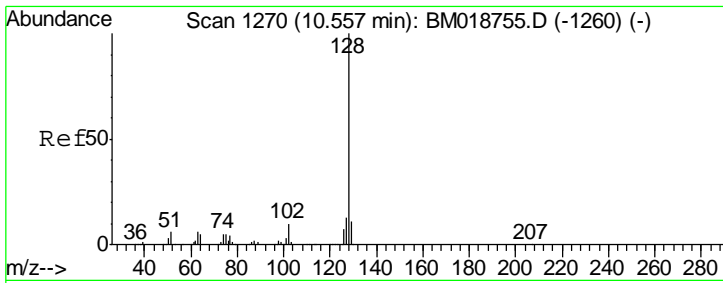
Tgt Ion	Resp	Lower	Upper
77	100		
123	0.0	30.7	46.1#
65	0.0	10.5	15.7#



#25
 Isophorone
 Concen: 0.019 ng
 RT: 9.45 min Scan# 1082
 Delta R.T. 0.04 min
 Lab File: BM019056.D
 Acq: 06 Mar 2019 04:16

Tgt Ion	Resp	Lower	Upper
82	100		
95	0.0	5.7	8.5#
138	0.0	12.3	18.5#

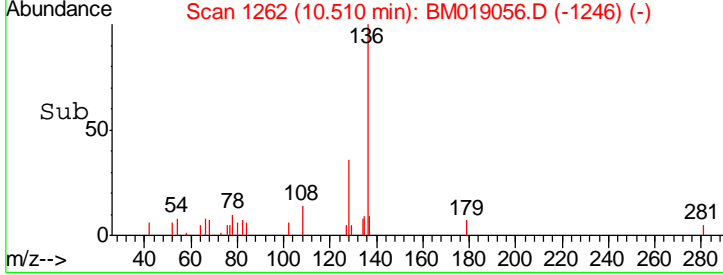
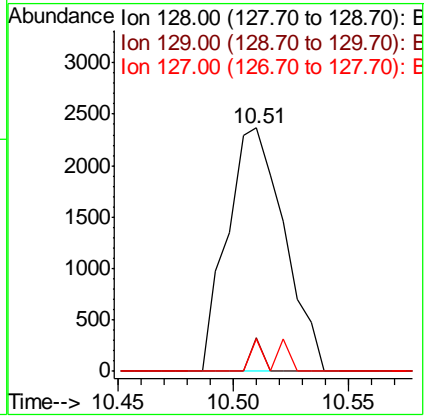
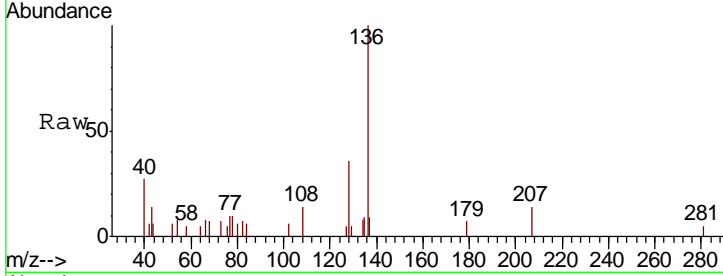




#31
 Naphthalene
 Concen: 0.096 ng
 RT: 10.51 min Scan# 1262
 Delta R.T. -0.01 min
 Lab File: BM019056.D
 Acq: 06 Mar 2019 04:16

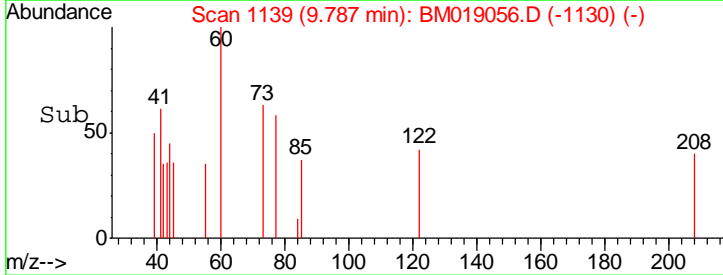
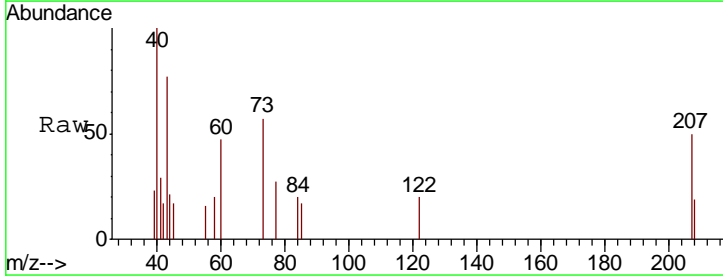
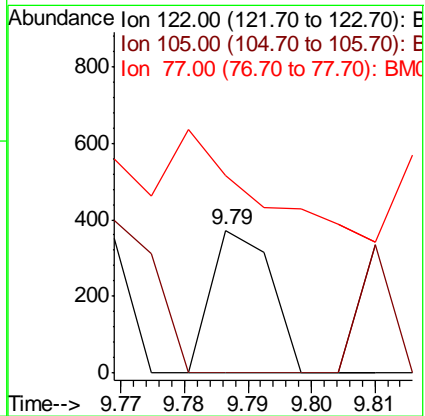
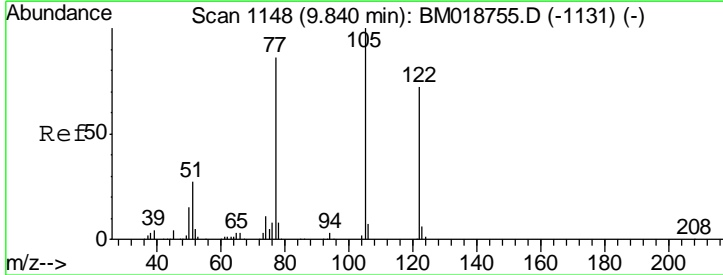
Instrument :
 BNA_M
 ClientSampleId :
 PST-028-SW004-022719

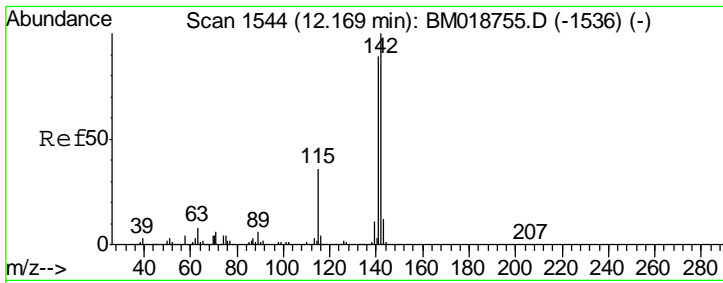
Tgt Ion	Resp	Lower	Upper
128	100		
129	13.9	9.0	13.4#
127	13.4	10.7	16.1



#32
 Benzoic acid
 Concen: 0.024 ng
 RT: 9.79 min Scan# 1139
 Delta R.T. -0.05 min
 Lab File: BM019056.D
 Acq: 06 Mar 2019 04:16

Tgt Ion	Resp	Lower	Upper
122	100		
105	0.0	117.5	157.5#
77	138.4	98.5	138.5

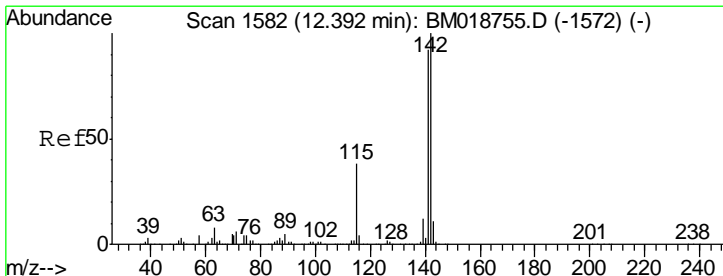
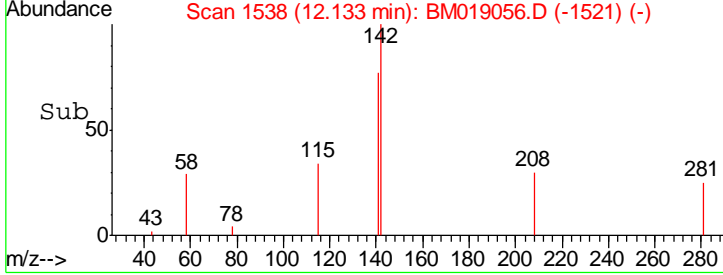
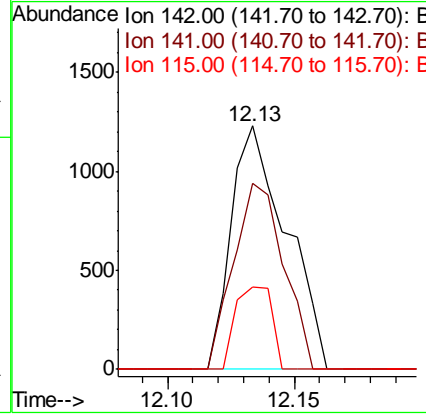
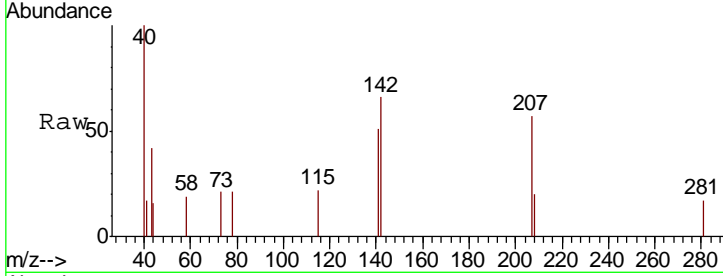




#37
 2-Methylnaphthalene
 Concen: 0.062 ng
 RT: 12.13 min Scan# 1538
 Delta R.T. 0.00 min
 Lab File: BM019056.D
 Acq: 06 Mar 2019 04:16

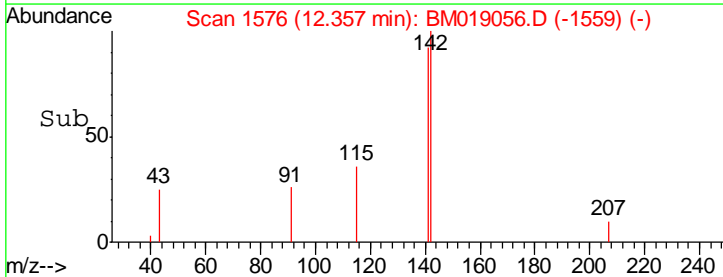
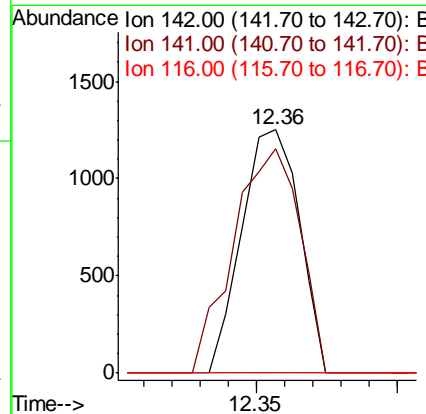
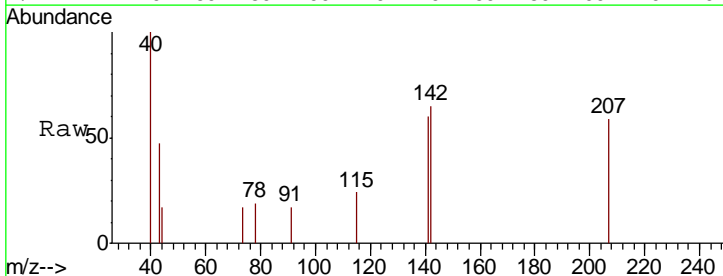
Instrument :
 BNA_M
 ClientSampleId :
 PST-028-SW004-022719

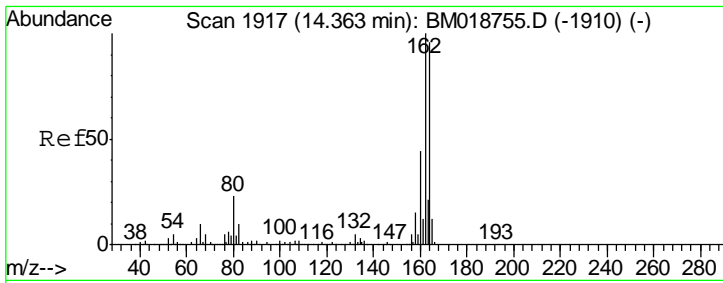
Tgt Ion	Resp	Lower	Upper
142	1853		
141	76.5	71.2	106.8
115	33.8	29.1	43.7



#38
 1-Methylnaphthalene
 Concen: 0.061 ng
 RT: 12.36 min Scan# 1576
 Delta R.T. 0.00 min
 Lab File: BM019056.D
 Acq: 06 Mar 2019 04:16

Tgt Ion	Resp	Lower	Upper
142	1773		
141	91.9	73.9	110.9
116	0.0	3.0	4.4#

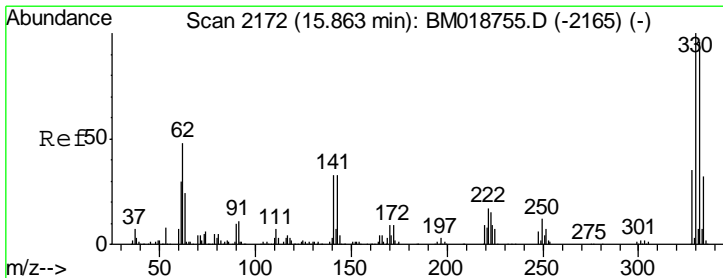
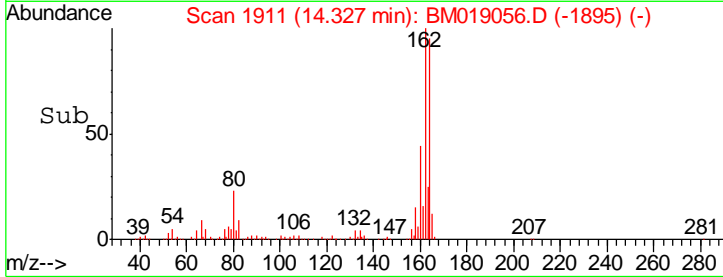
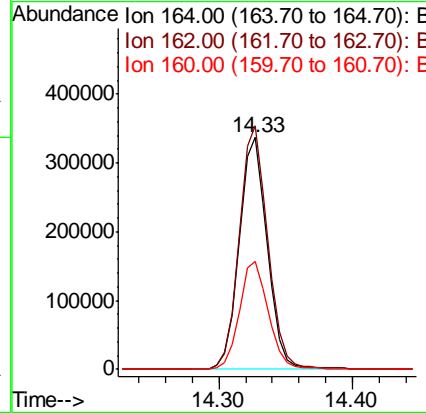
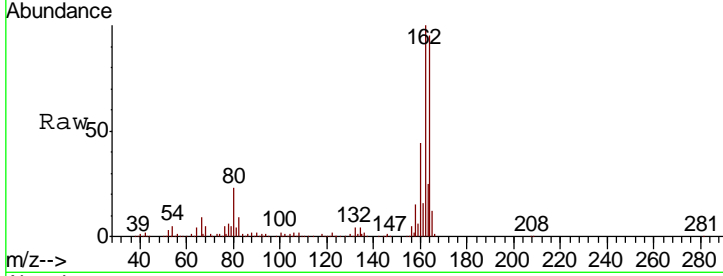




#39
 Acenaphthene-d10
 Concen: 20.000 ng
 RT: 14.33 min Scan# 1911
 Delta R.T. -0.01 min
 Lab File: BM019056.D
 Acq: 06 Mar 2019 04:16

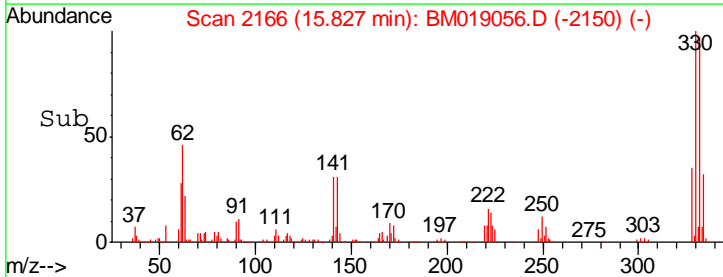
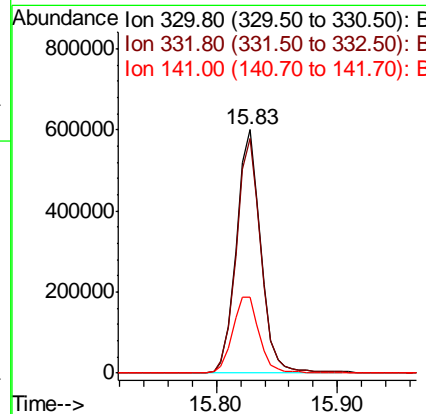
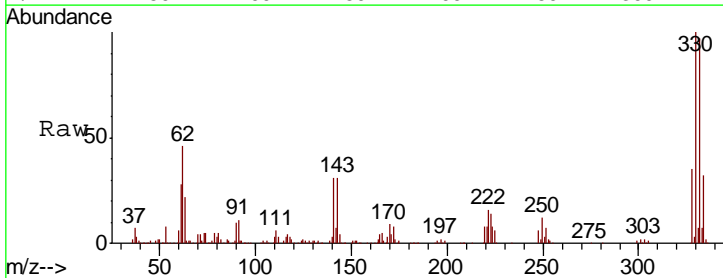
Instrument :
 BNA_M
ClientSampleId :
 PST-028-SW004-022719

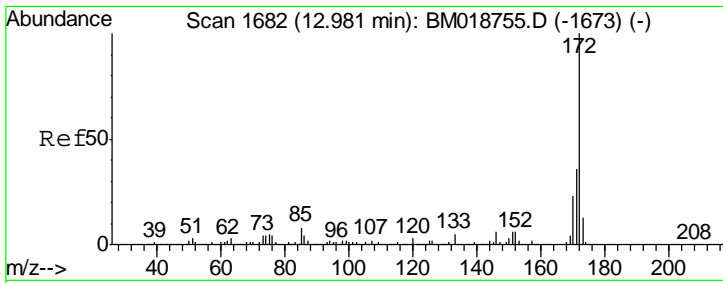
Tgt Ion	Resp	Lower	Upper
164	100		
162	105.0	83.4	125.0
160	46.5	36.6	55.0



#42
 2,4,6-Tribromophenol
 Concen: 119.481 ng
 RT: 15.83 min Scan# 2166
 Delta R.T. -0.01 min
 Lab File: BM019056.D
 Acq: 06 Mar 2019 04:16

Tgt Ion	Resp	Lower	Upper
330	100		
332	97.1	76.9	115.3
141	34.1	28.7	43.1



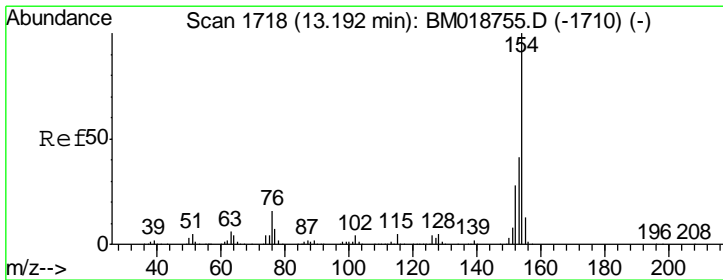
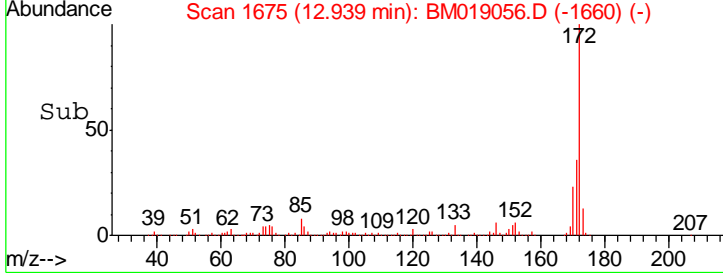
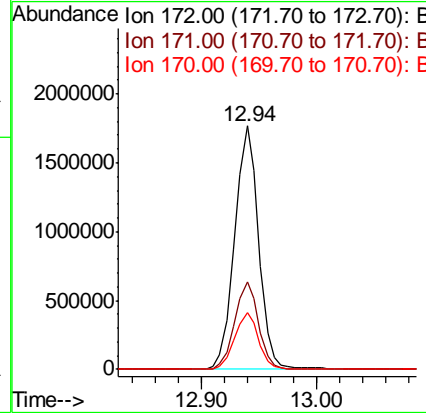
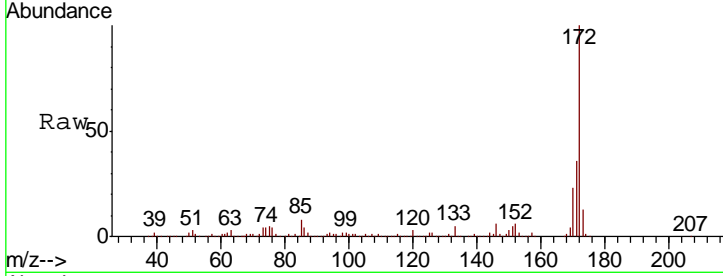


#45
 2-Fluorobiphenyl
 Concen: 68.339 ng
 RT: 12.94 min Scan# 1675
 Delta R.T. -0.01 min
 Lab File: BM019056.D
 Acq: 06 Mar 2019 04:16

Instrument :
 BNA_M
ClientSampled :
 PST-028-SW004-022719

Tgt Ion:172 Resp: 2537025

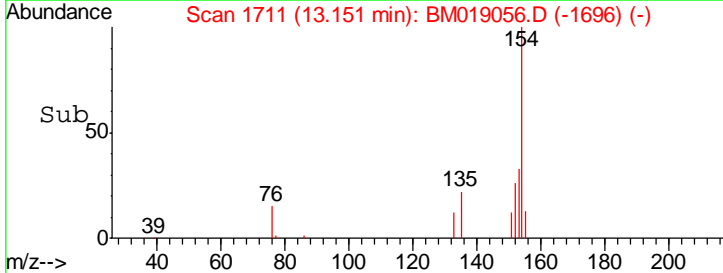
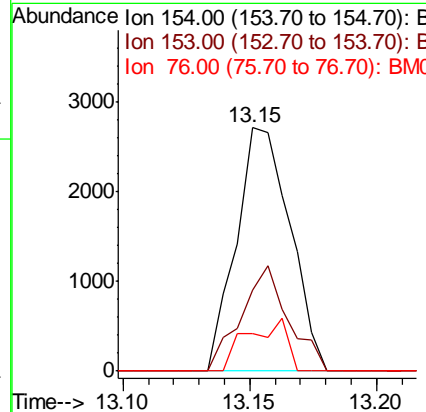
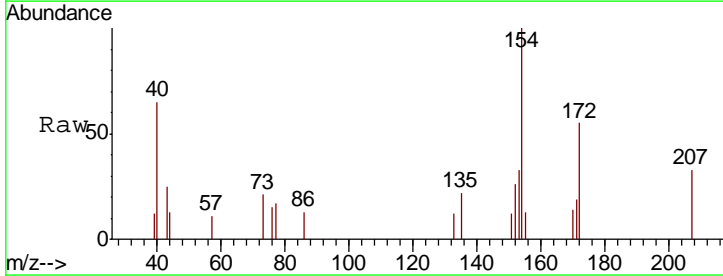
Ion	Ratio	Lower	Upper
172	100		
171	36.1	29.0	43.6
170	23.3	18.6	28.0

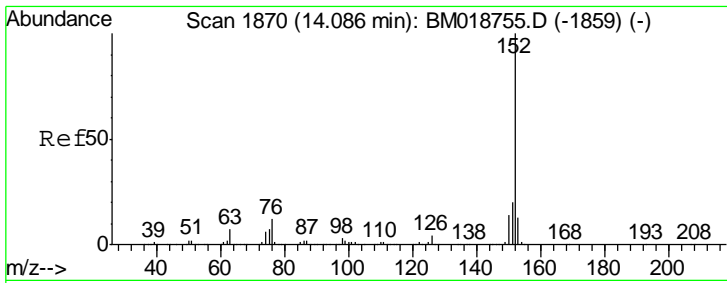


#46
 1,1'-Biphenyl
 Concen: 0.095 ng
 RT: 13.15 min Scan# 1711
 Delta R.T. -0.01 min
 Lab File: BM019056.D
 Acq: 06 Mar 2019 04:16

Tgt Ion:154 Resp: 4009

Ion	Ratio	Lower	Upper
154	100		
153	33.1	21.1	61.1
76	15.2	0.0	35.7

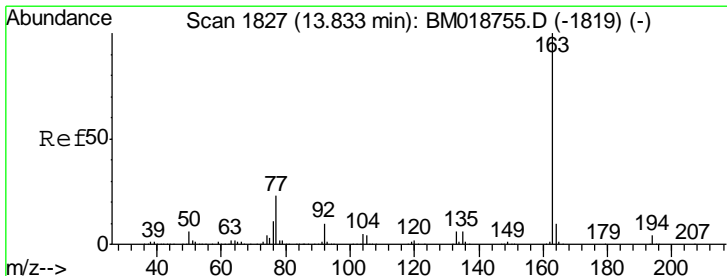
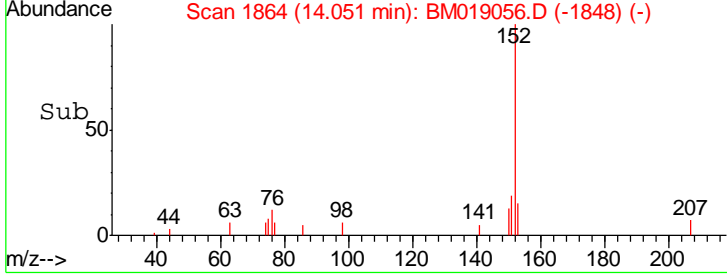
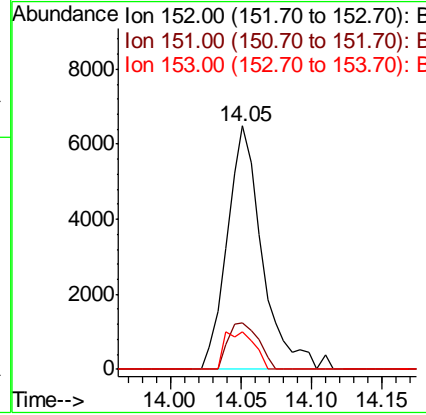
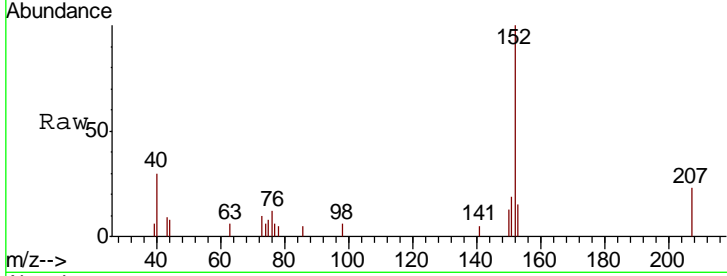




#49
 Acenaphthylene
 Concen: 0.231 ng
 RT: 14.05 min Scan# 1864
 Delta R.T. -0.01 min
 Lab File: BM019056.D
 Acq: 06 Mar 2019 04:16

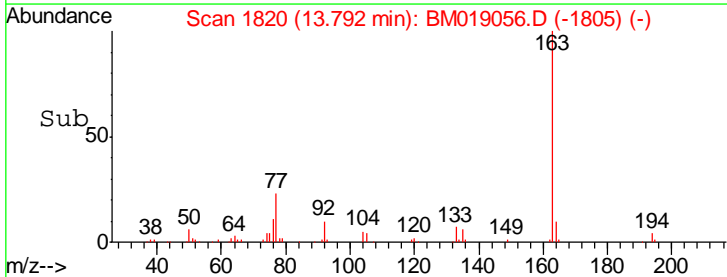
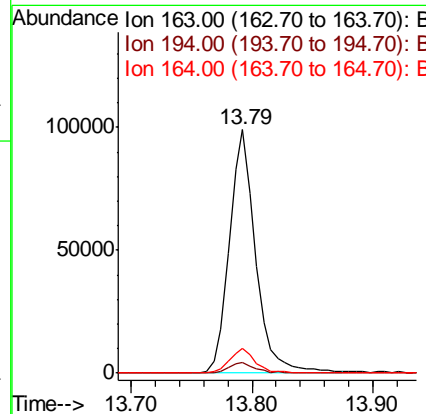
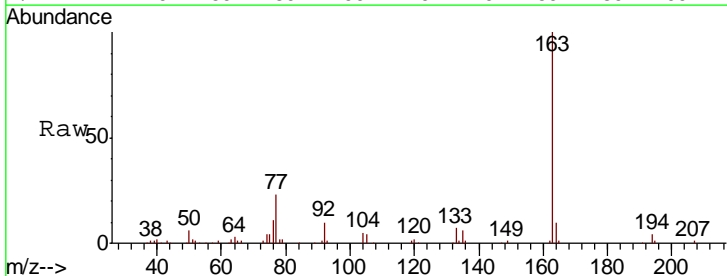
Instrument :
 BNA_M
 ClientSampleId :
 PST-028-SW004-022719

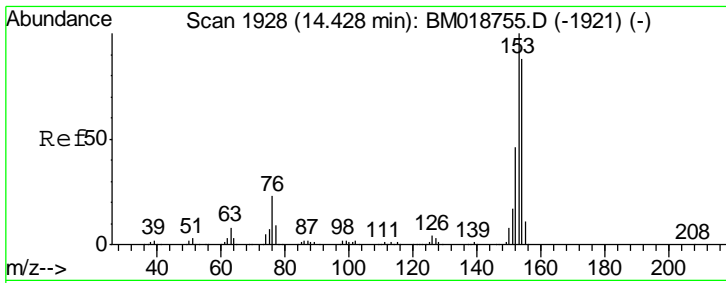
Tgt Ion	Resp	Lower	Upper
152	11262		
151	19.2	15.8	23.8
153	15.4	10.5	15.7



#50
 Dimethylphthalate
 Concen: 3.641 ng
 RT: 13.79 min Scan# 1820
 Delta R.T. -0.01 min
 Lab File: BM019056.D
 Acq: 06 Mar 2019 04:16

Tgt Ion	Resp	Lower	Upper
163	149542		
194	4.1	3.2	4.8
164	10.1	7.8	11.8





#52

Acenaphthene

Concen: 0.063 ng

RT: 14.39 min Scan# 1922

Delta R.T. -0.01 min

Lab File: BM019056.D

Acq: 06 Mar 2019 04:16

Instrument :
BNA_M
ClientSampleId :
PST-028-SW004-022719

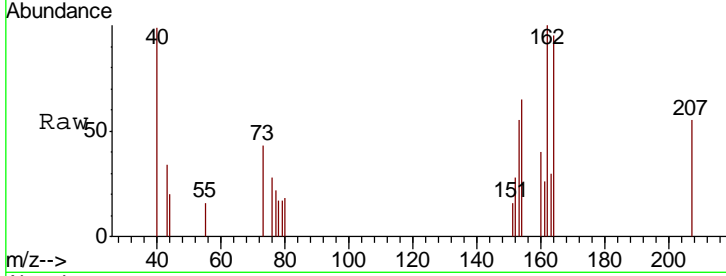
Tgt Ion:154 Resp: 1892

Ion Ratio Lower Upper

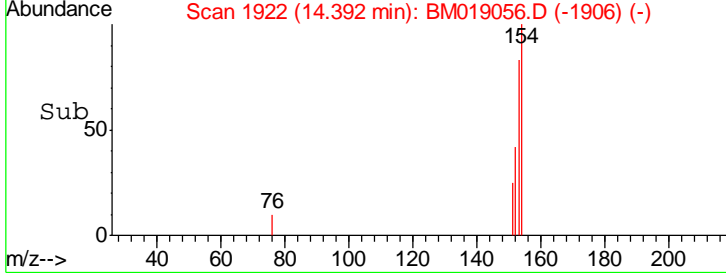
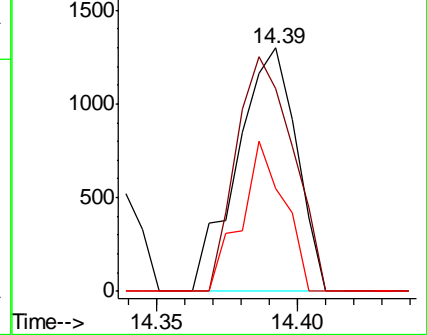
154 100

153 83.4 91.3 136.9#

152 42.3 42.2 63.4



Abundance Ion 154.00 (153.70 to 154.70): E
Ion 153.00 (152.70 to 153.70): E
Ion 152.00 (151.70 to 152.70): E



#55

Dibenzofuran

Concen: 0.073 ng

RT: 14.73 min Scan# 1980

Delta R.T. -0.01 min

Lab File: BM019056.D

Acq: 06 Mar 2019 04:16

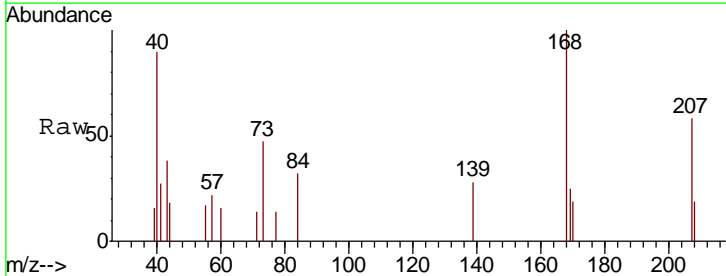
Tgt Ion:168 Resp: 3589

Ion Ratio Lower Upper

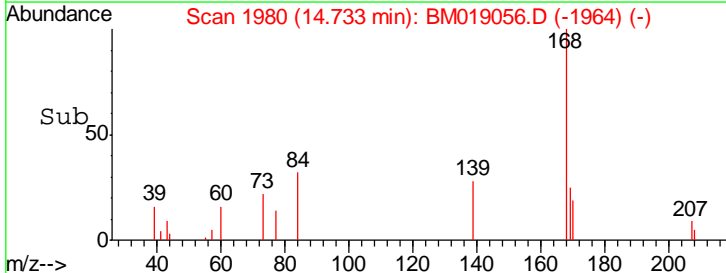
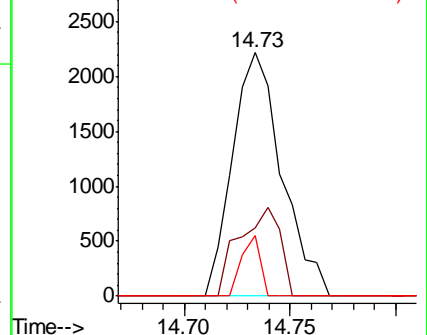
168 100

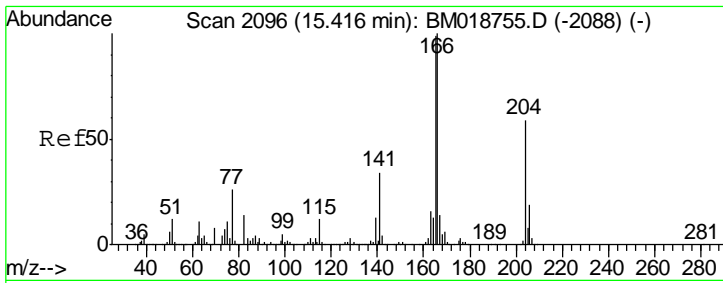
139 27.9 30.7 46.1#

169 24.9 10.3 15.5#



Abundance Ion 168.00 (167.70 to 168.70): E
Ion 139.00 (138.70 to 139.70): E
Ion 169.00 (168.70 to 169.70): E

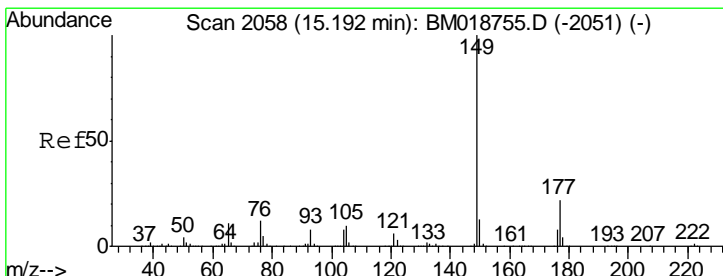
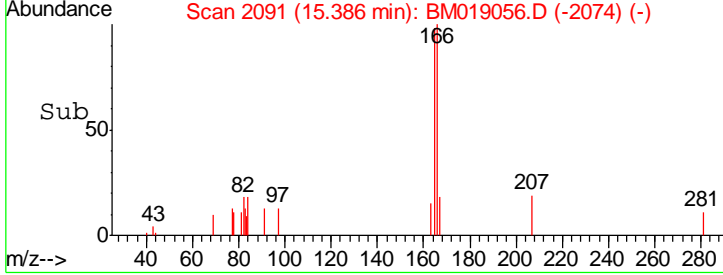
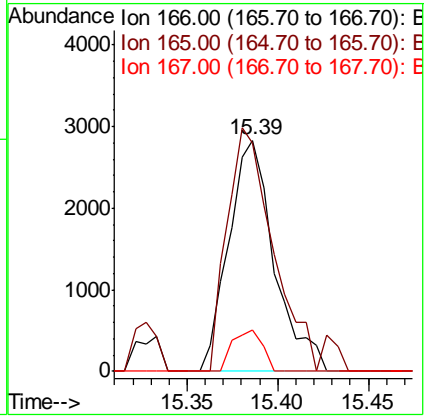
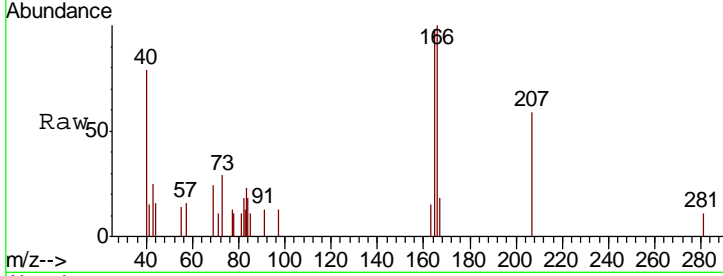




#58
 Fluorene
 Concen: 0.132 ng
 RT: 15.39 min Scan# 2091
 Delta R.T. 0.00 min
 Lab File: BM019056.D
 Acq: 06 Mar 2019 04:16

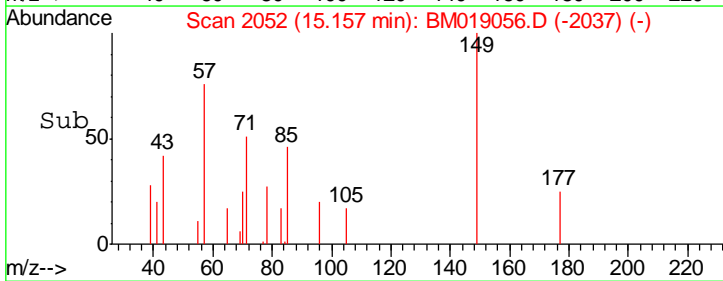
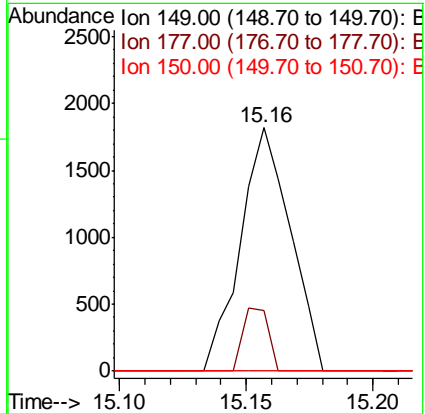
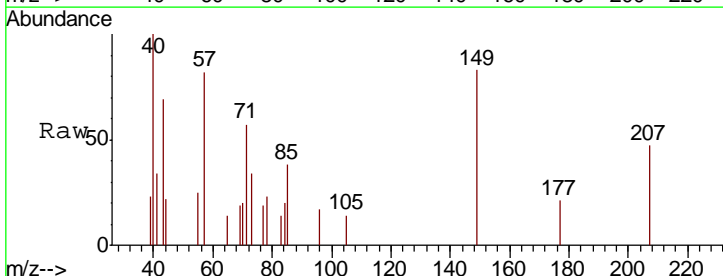
Instrument :
 BNA_M
ClientSampled :
 PST-028-SW004-022719

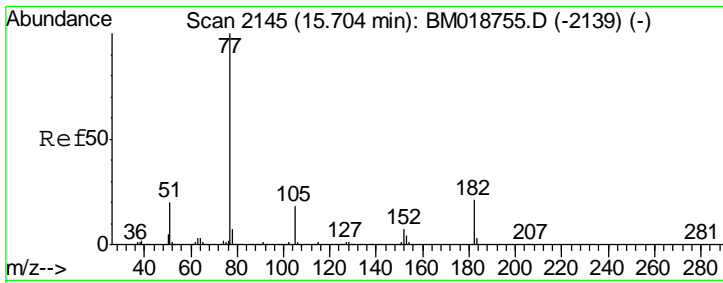
Tgt Ion	Resp	Lower	Upper
166	4960		
165	98.5	79.1	118.7
167	18.0	11.0	16.4#



#60
 Diethylphthalate
 Concen: 0.059 ng
 RT: 15.16 min Scan# 2052
 Delta R.T. -0.01 min
 Lab File: BM019056.D
 Acq: 06 Mar 2019 04:16

Tgt Ion	Resp	Lower	Upper
149	2488		
177	24.9	17.2	25.8
150	0.0	10.2	15.2#

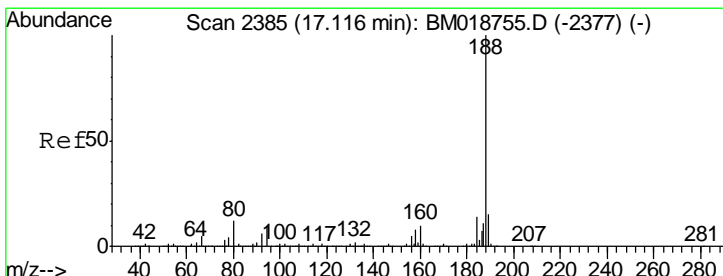
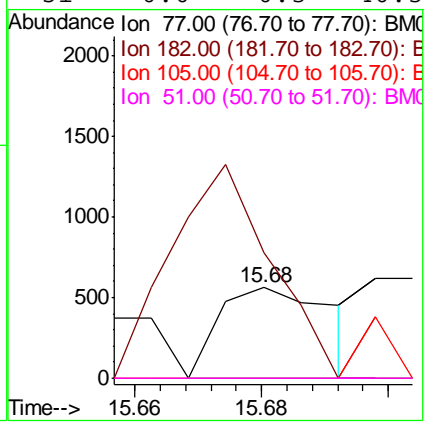
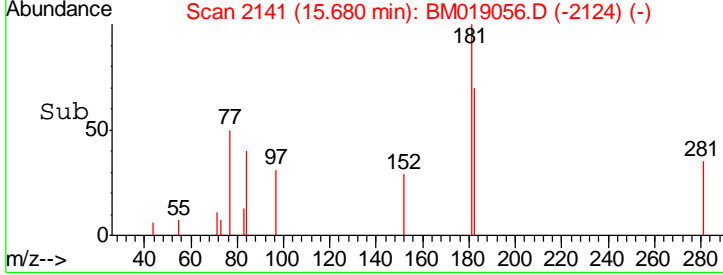
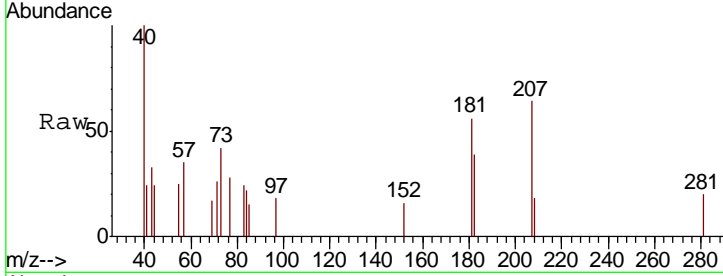




#63
 Azobenzene
 Concen: 0.015 ng
 RT: 15.68 min Scan# 2141
 Delta R.T. 0.00 min
 Lab File: BM019056.D
 Acq: 06 Mar 2019 04:16

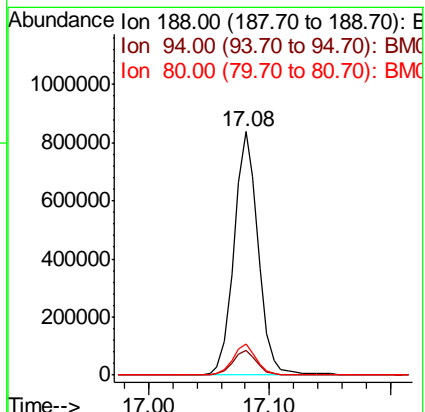
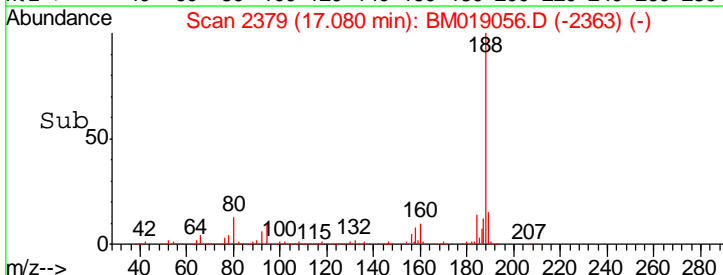
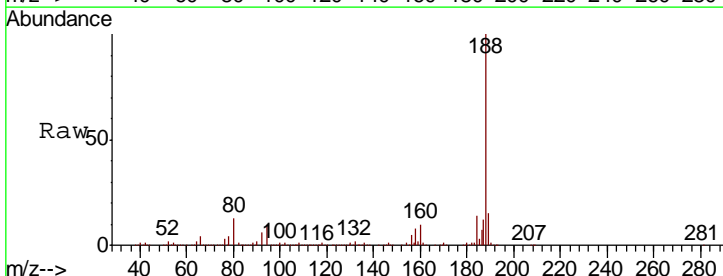
Instrument :
 BNA_M
ClientSampled :
 PST-028-SW004-022719

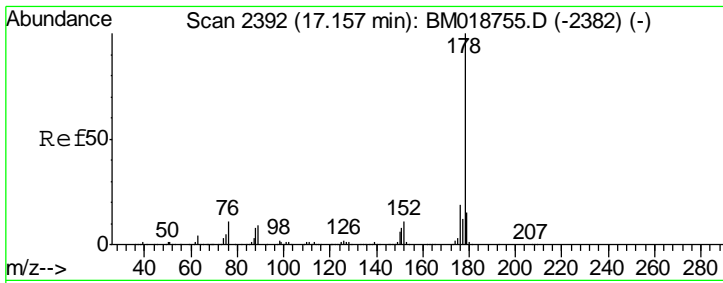
Tgt Ion	Resp	Lower	Upper
77	100		
182	138.4	1.0	41.0#
105	0.0	0.0	37.7
51	0.0	0.3	40.3#



#64
 Phenanthrene-d10
 Concen: 20.000 ng
 RT: 17.08 min Scan# 2379
 Delta R.T. -0.01 min
 Lab File: BM019056.D
 Acq: 06 Mar 2019 04:16

Tgt Ion	Resp	Lower	Upper
188	100		
94	10.3	8.2	12.2
80	12.6	9.7	14.5

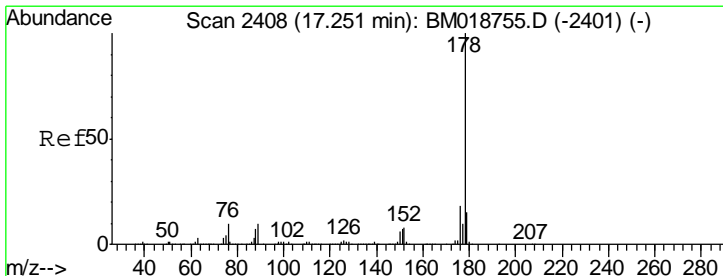
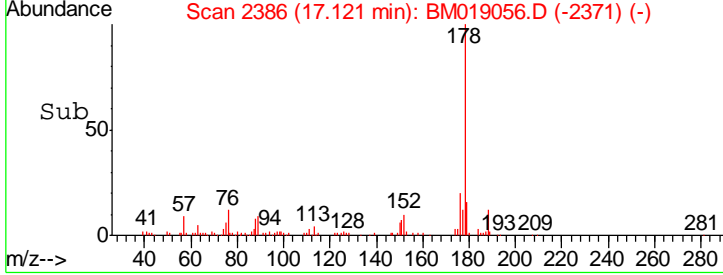
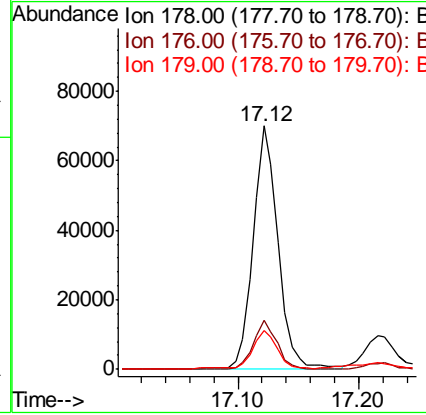
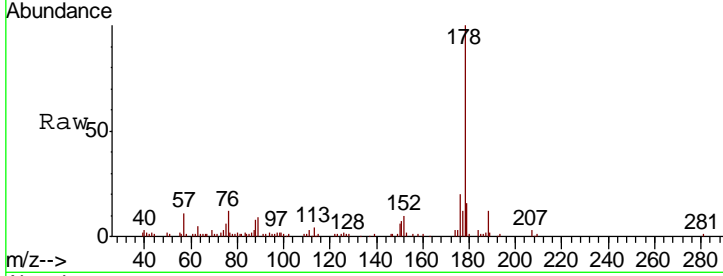




#71
 Phenanthrene
 Concen: 1.605 ng
 RT: 17.12 min Scan# 2386
 Delta R.T. -0.01 min
 Lab File: BM019056.D
 Acq: 06 Mar 2019 04:16

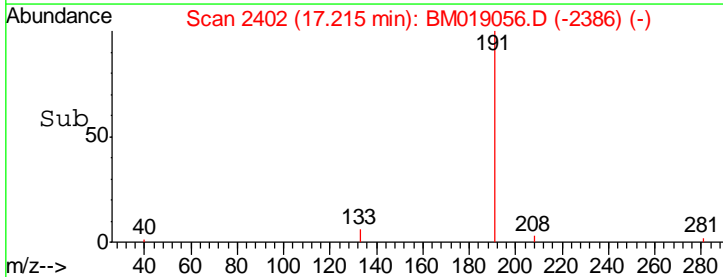
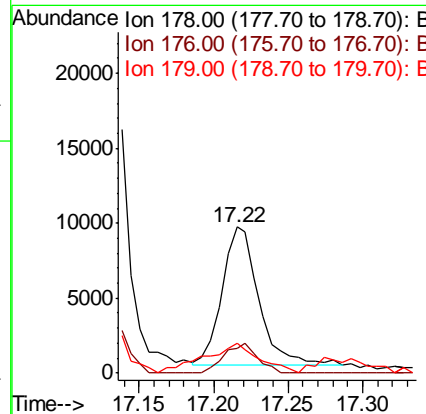
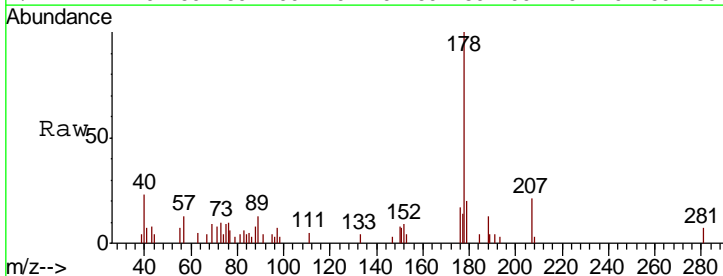
Instrument :
 BNA_M
 ClientSampleId :
 PST-028-SW004-022719

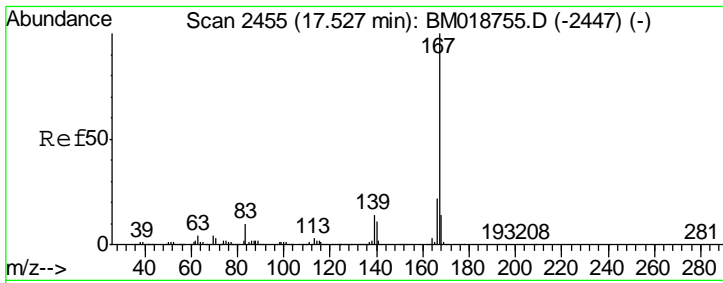
Tgt Ion	Resp	Lower	Upper
178	100685		
176	20.2	15.4	23.0
179	15.9	12.3	18.5



#72
 Anthracene
 Concen: 0.256 ng
 RT: 17.22 min Scan# 2402
 Delta R.T. -0.01 min
 Lab File: BM019056.D
 Acq: 06 Mar 2019 04:16

Tgt Ion	Resp	Lower	Upper
178	15620		
176	17.3	14.8	22.2
179	20.2	12.1	18.1#

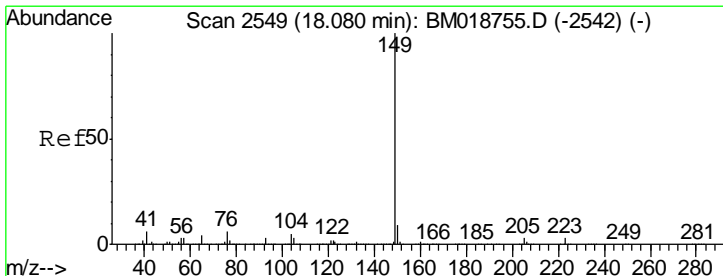
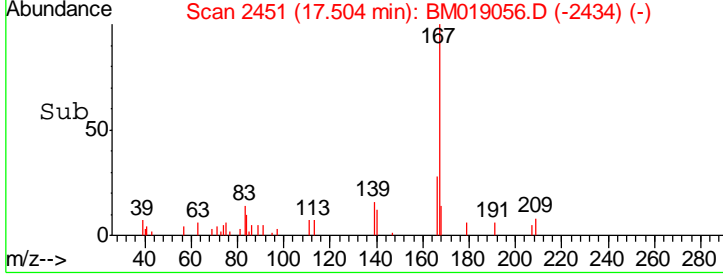
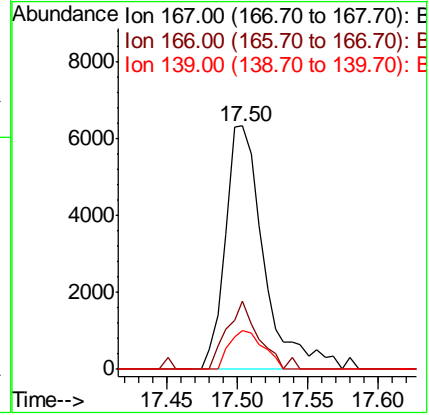
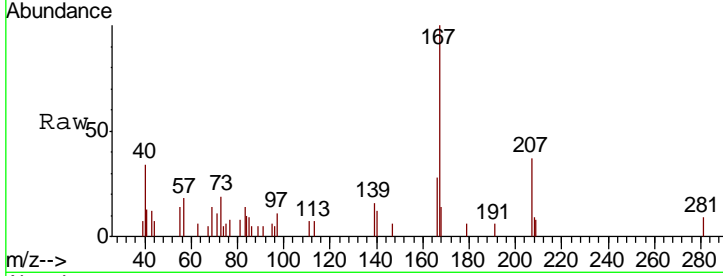




#73
 Carbazole
 Concen: 0.189 ng
 RT: 17.50 min Scan# 2451
 Delta R.T. 0.00 min
 Lab File: BM019056.D
 Acq: 06 Mar 2019 04:16

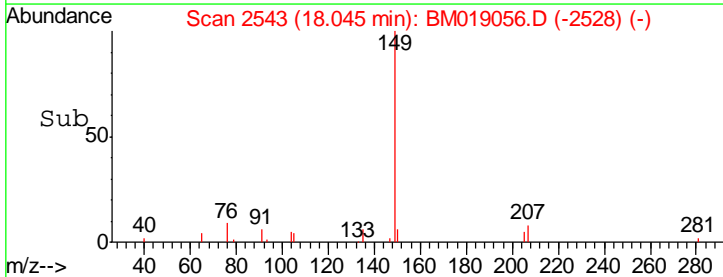
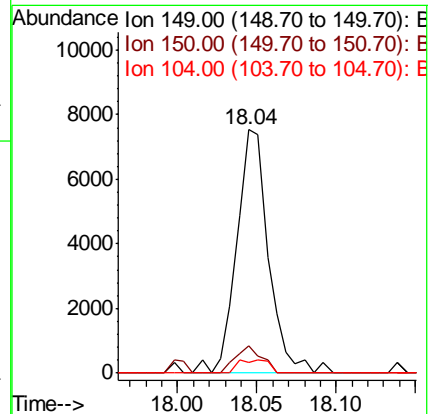
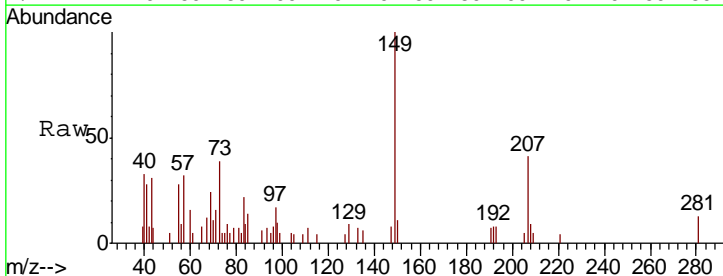
Instrument :
 BNA_M
ClientSampled :
 PST-028-SW004-022719

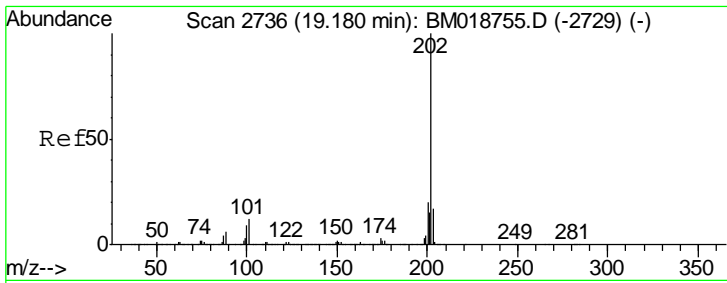
Tgt Ion	Resp	Lower	Upper
167	12028		
166	28.2	17.7	26.5#
139	16.0	10.9	16.3



#74
 Di-n-butylphthalate
 Concen: 0.144 ng
 RT: 18.04 min Scan# 2543
 Delta R.T. -0.01 min
 Lab File: BM019056.D
 Acq: 06 Mar 2019 04:16

Tgt Ion	Resp	Lower	Upper
149	10533		
150	11.0	7.4	11.0
104	4.5	4.3	6.5

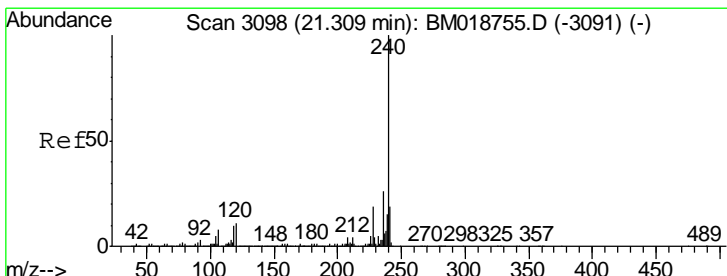
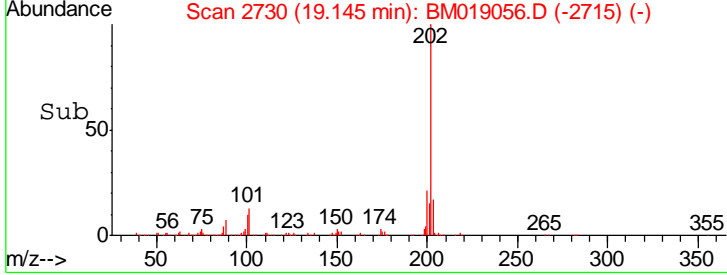
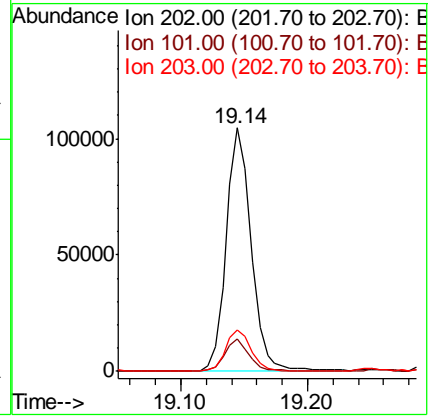
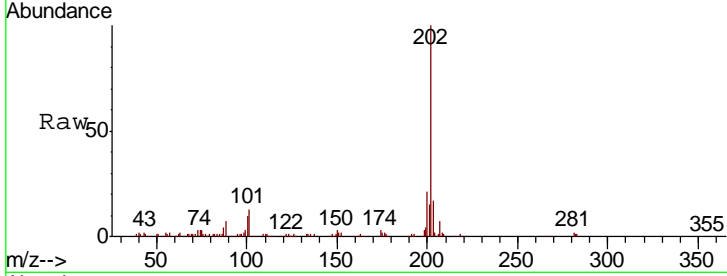




#75
 Fluoranthene
 Concen: 1.985 ng
 RT: 19.14 min Scan# 2730
 Delta R.T. -0.01 min
 Lab File: BM019056.D
 Acq: 06 Mar 2019 04:16

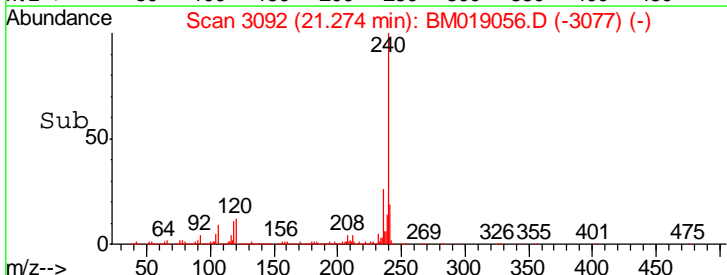
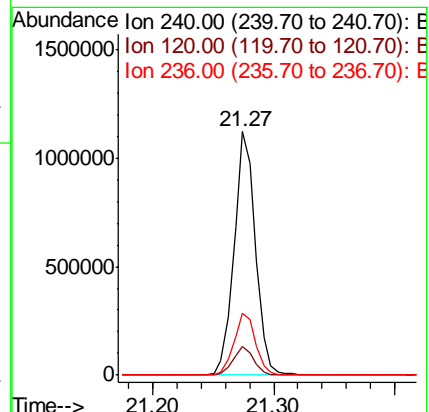
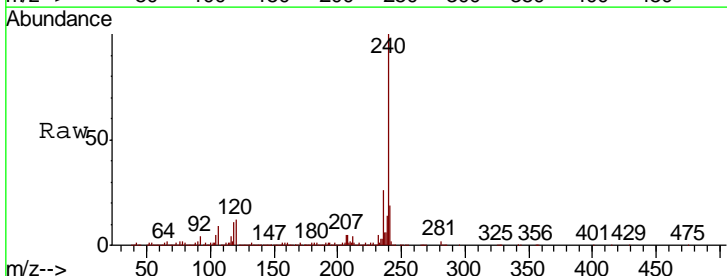
Instrument :
 BNA_M
 ClientSampled :
 PST-028-SW004-022719

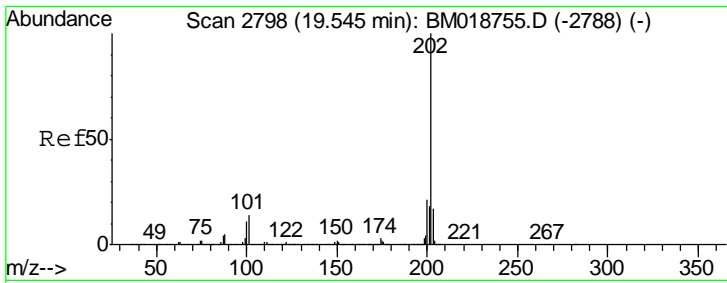
Tgt Ion	Resp	Lower	Upper
202	143846		
101	13.3	0.0	31.5
203	17.1	0.0	37.3



#76
 Chrysene-d12
 Concen: 20.000 ng
 RT: 21.27 min Scan# 3092
 Delta R.T. -0.01 min
 Lab File: BM019056.D
 Acq: 06 Mar 2019 04:16

Tgt Ion	Resp	Lower	Upper
240	1377393		
120	11.8	8.9	13.3
236	25.6	20.9	31.3

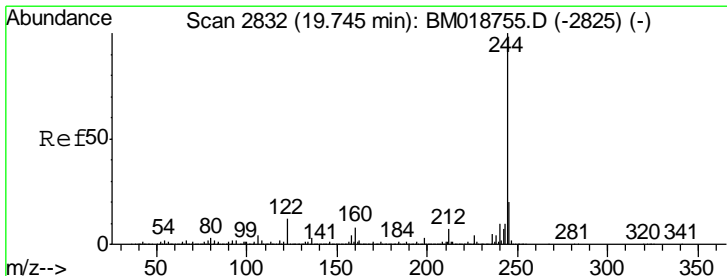
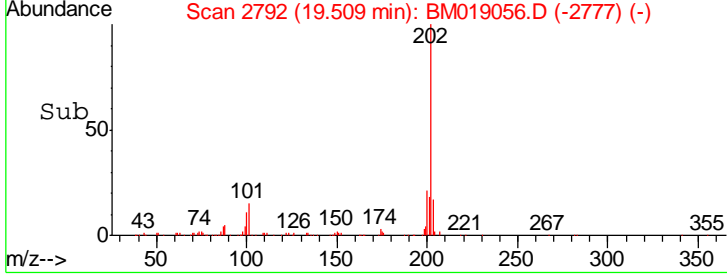
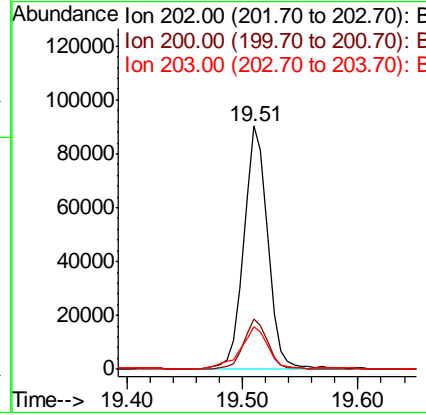
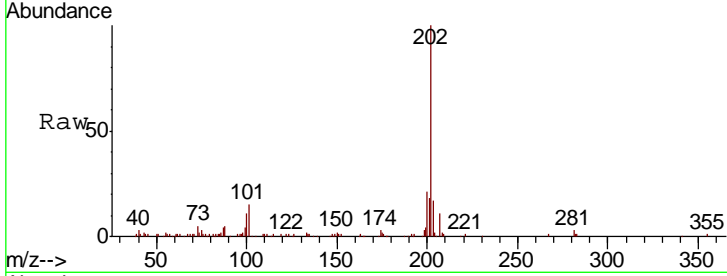




#78
 Pyrene
 Concen: 1.631 ng
 RT: 19.51 min Scan# 2792
 Delta R.T. -0.01 min
 Lab File: BM019056.D
 Acq: 06 Mar 2019 04:16

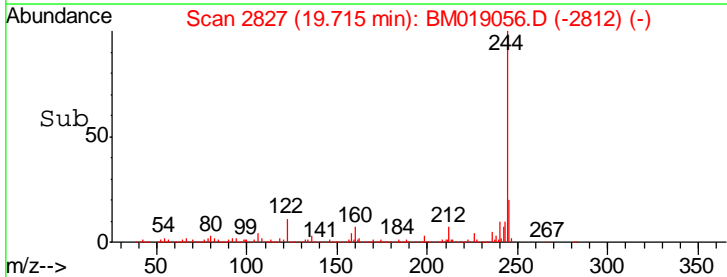
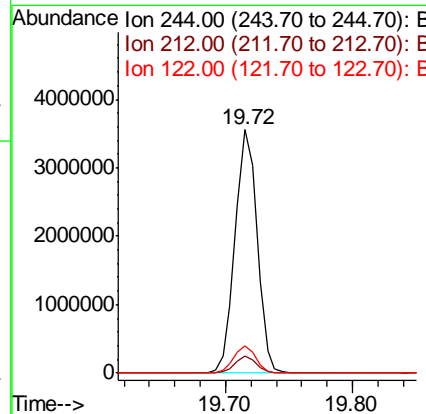
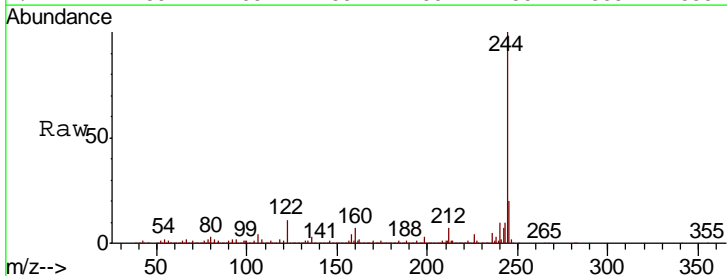
Instrument :
 BNA_M
 ClientSampleId :
 PST-028-SW004-022719

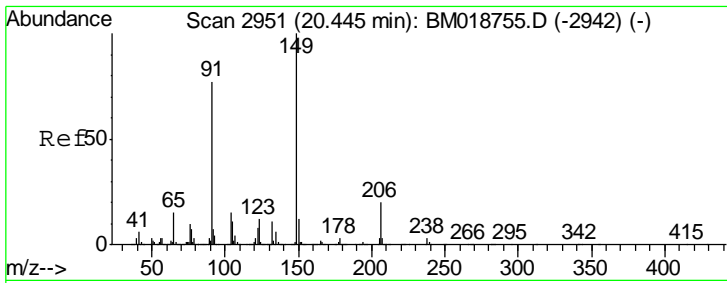
Tgt Ion	Resp	Lower	Upper
202	130445		
200	20.7	16.9	25.3
203	17.5	13.8	20.8



#79
 Terphenyl-d14
 Concen: 63.975 ng
 RT: 19.72 min Scan# 2827
 Delta R.T. -0.01 min
 Lab File: BM019056.D
 Acq: 06 Mar 2019 04:16

Tgt Ion	Resp	Lower	Upper
244	4271620		
212	6.8	5.6	8.4
122	11.3	9.3	13.9

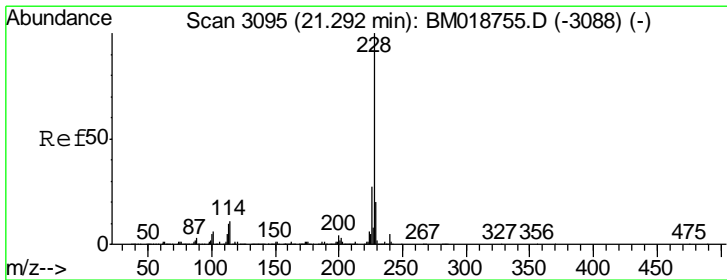
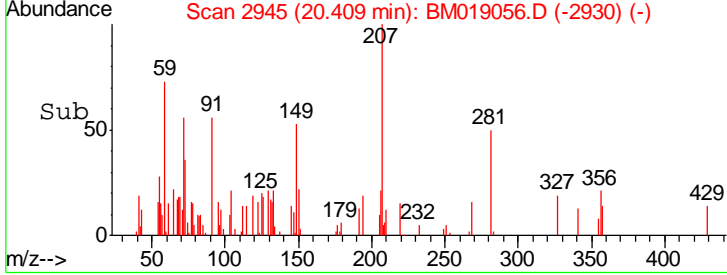
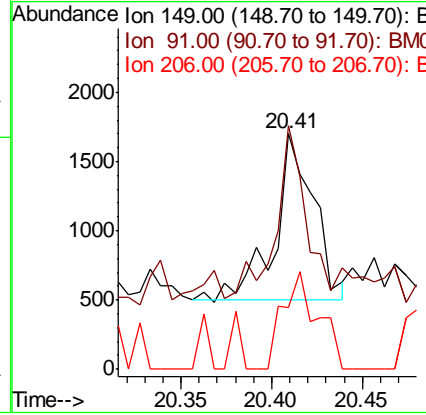
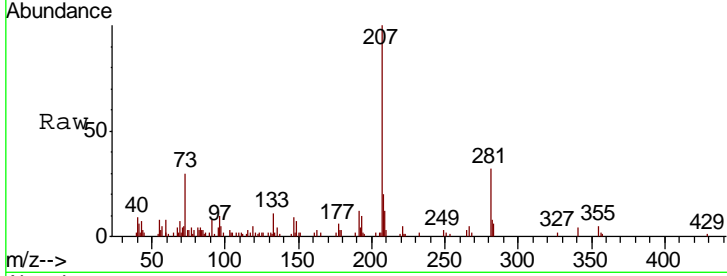




#80
 Butylbenzylphthalate
 Concen: 0.049 ng
 RT: 20.41 min Scan# 2945
 Delta R.T. -0.01 min
 Lab File: BM019056.D
 Acq: 06 Mar 2019 04:16

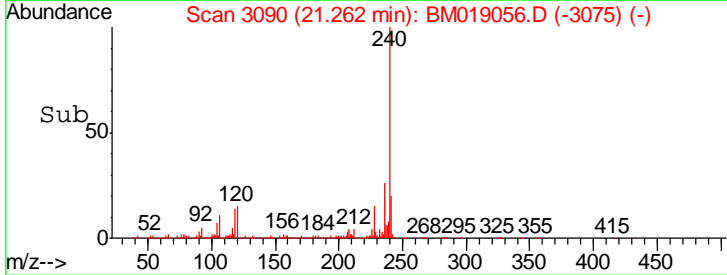
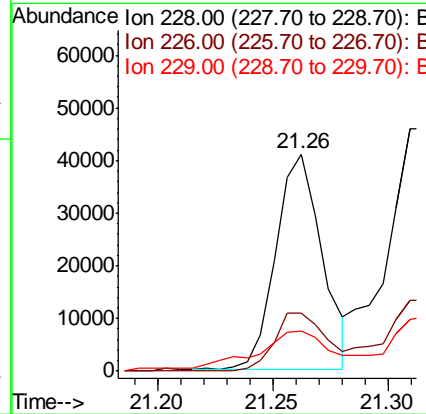
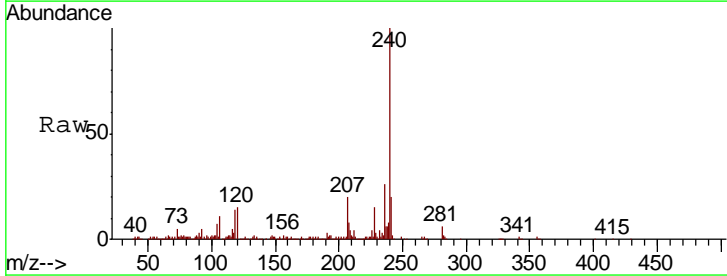
Instrument :
 BNA_M
 ClientSampleId :
 PST-028-SW004-022719

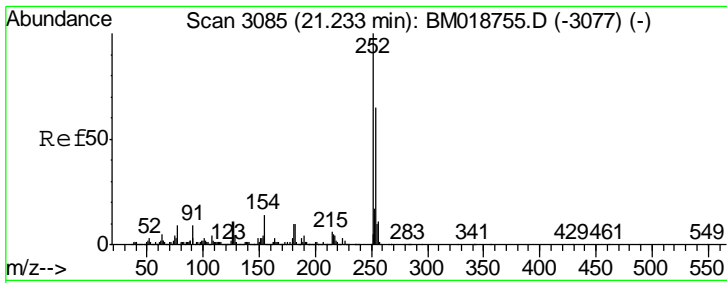
Tgt Ion	Resp	Lower	Upper
149	1795		
91	103.3	61.4	92.0#
206	26.5	15.8	23.8#



#81
 Benzo(a)anthracene
 Concen: 0.707 ng
 RT: 21.26 min Scan# 3090
 Delta R.T. -0.01 min
 Lab File: BM019056.D
 Acq: 06 Mar 2019 04:16

Tgt Ion	Resp	Lower	Upper
228	56786		
226	26.7	21.9	32.9
229	18.7	15.9	23.9

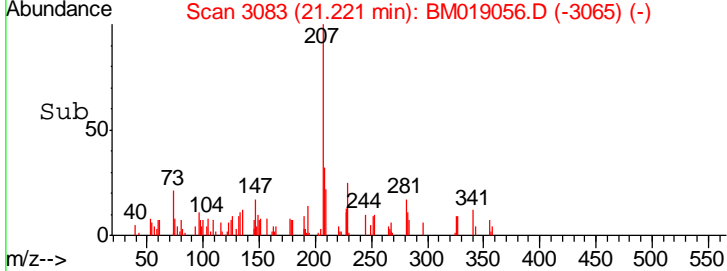
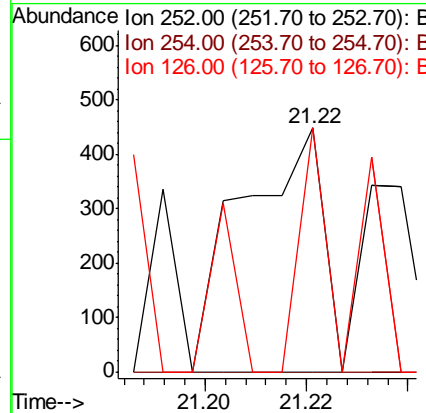
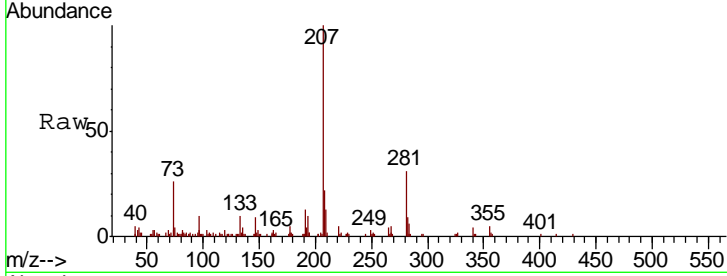




#82
 3,3'-Dichlorobenzidine
 Concen: 0.016 ng
 RT: 21.22 min Scan# 3083
 Delta R.T. 0.01 min
 Lab File: BM019056.D
 Acq: 06 Mar 2019 04:16

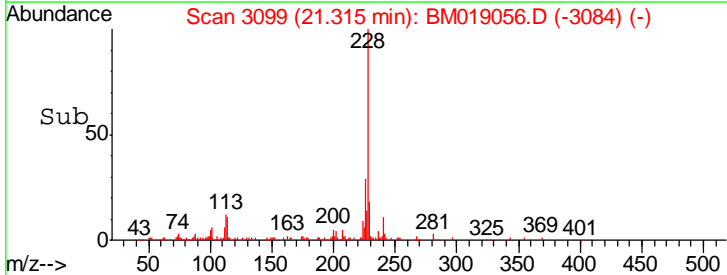
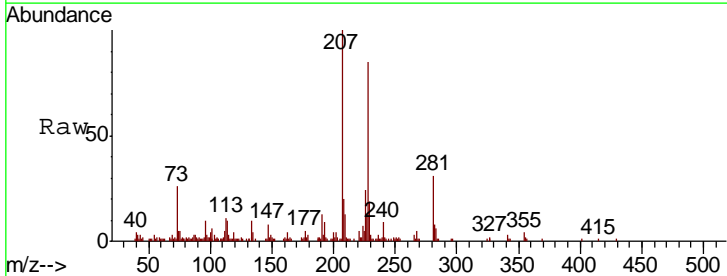
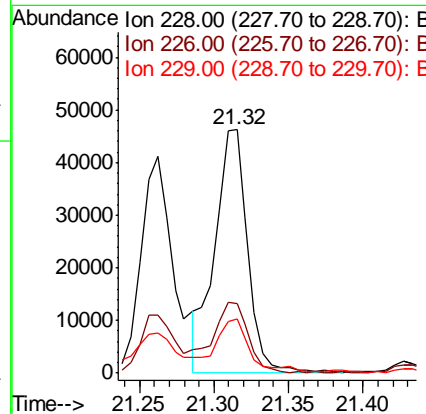
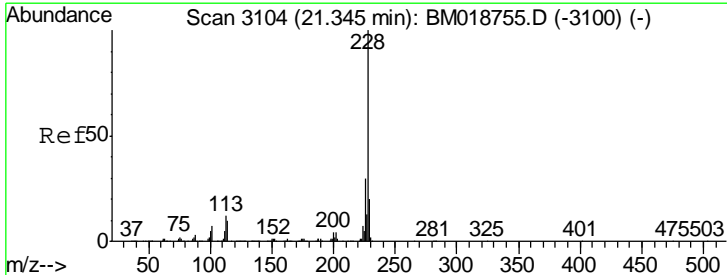
Instrument :
 BNA_M
 ClientSampleId :
 PST-028-SW004-022719

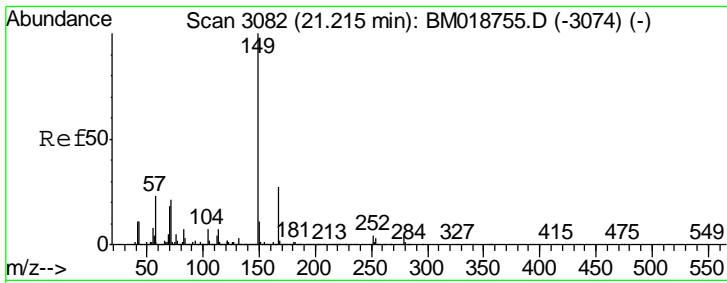
Tgt Ion	Resp	Lower	Upper
252	100		
254	0.0	51.8	77.8#
126	100.0	9.1	13.7#



#83
 Chrysene
 Concen: 0.932 ng
 RT: 21.32 min Scan# 3099
 Delta R.T. -0.01 min
 Lab File: BM019056.D
 Acq: 06 Mar 2019 04:16

Tgt Ion	Resp	Lower	Upper
228	100		
226	28.7	24.1	36.1
229	22.4	16.0	24.0

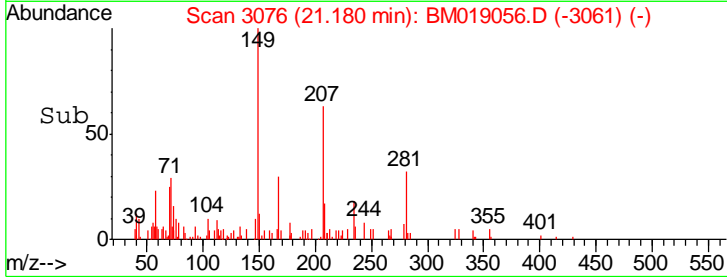
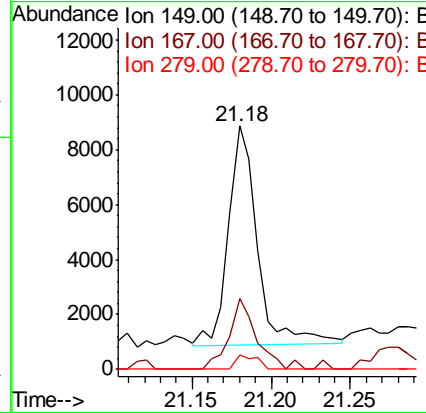
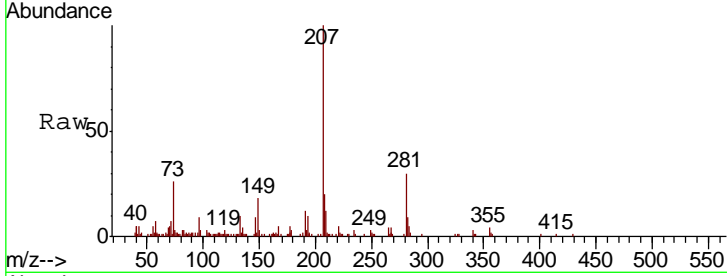




#84
 Bis(2-ethylhexyl)phthalate
 Concen: 0.189 ng
 RT: 21.18 min Scan# 3076
 Delta R.T. -0.01 min
 Lab File: BM019056.D
 Acq: 06 Mar 2019 04:16

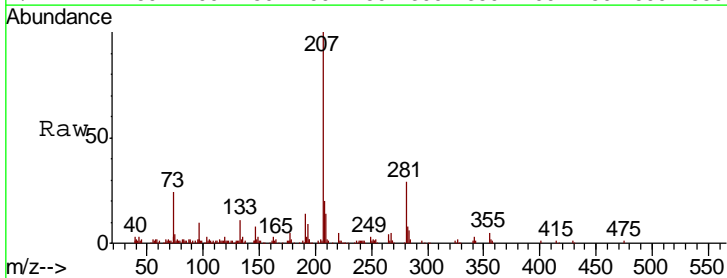
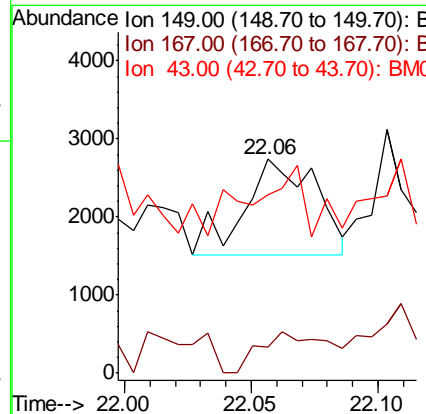
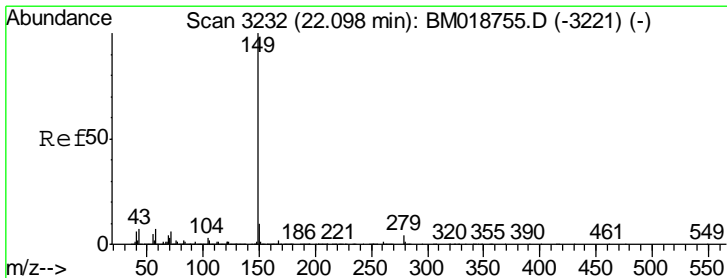
Instrument :
 BNA_M
 ClientSampleId :
 PST-028-SW004-022719

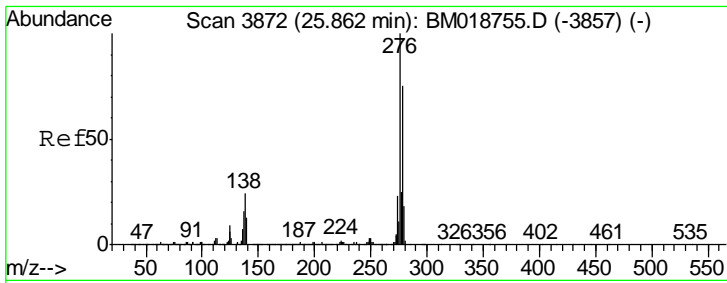
Tgt Ion	Resp	Lower	Upper
149	10105		
167	29.2	21.8	32.6
279	6.2	3.6	5.4#



#85
 Di-n-octyl phthalate
 Concen: 0.027 ng
 RT: 22.06 min Scan# 3225
 Delta R.T. -0.02 min
 Lab File: BM019056.D
 Acq: 06 Mar 2019 04:16

Tgt Ion	Resp	Lower	Upper
149	2464		
167	40.1	1.3	1.9#
43	29.0	6.0	9.0#

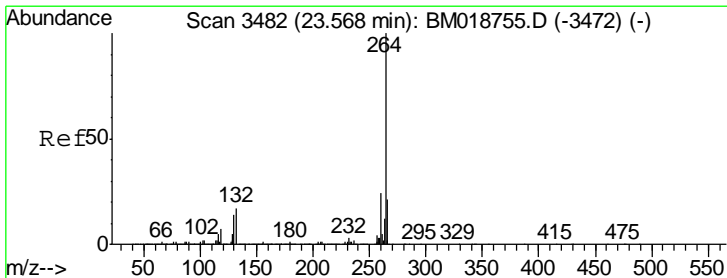
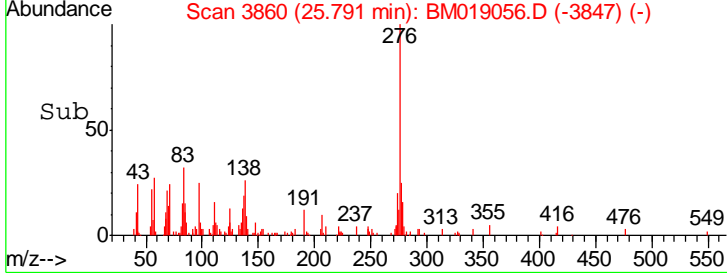
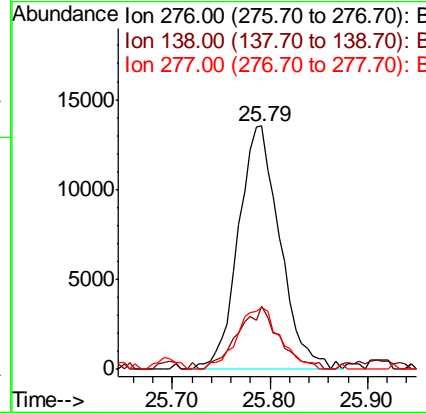
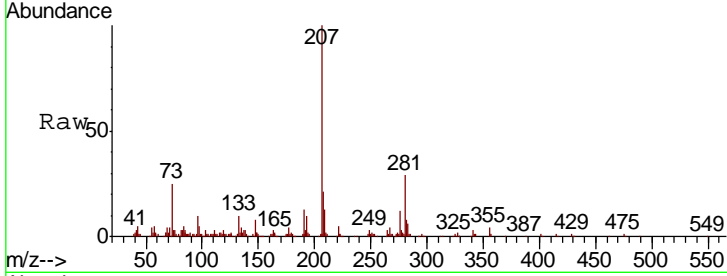




#86
 Indeno(1,2,3-cd)pyrene
 Concen: 0.453 ng
 RT: 25.79 min Scan# 3860
 Delta R.T. -0.02 min
 Lab File: BM019056.D
 Acq: 06 Mar 2019 04:16

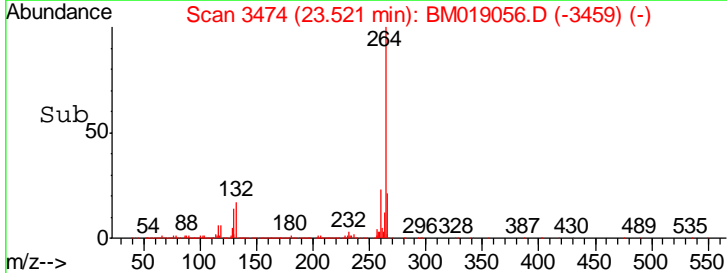
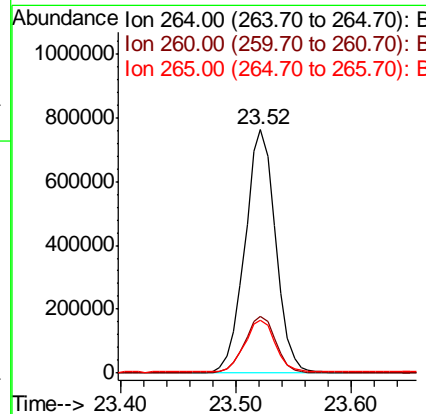
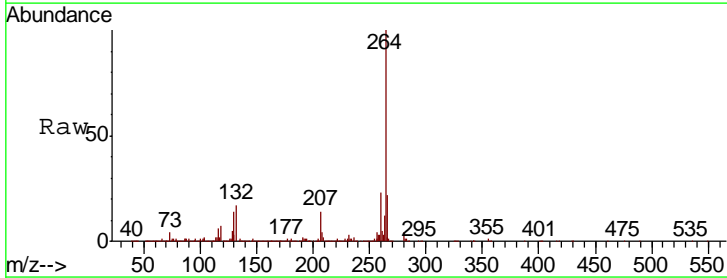
Instrument :
 BNA_M
 ClientSampleId :
 PST-028-SW004-022719

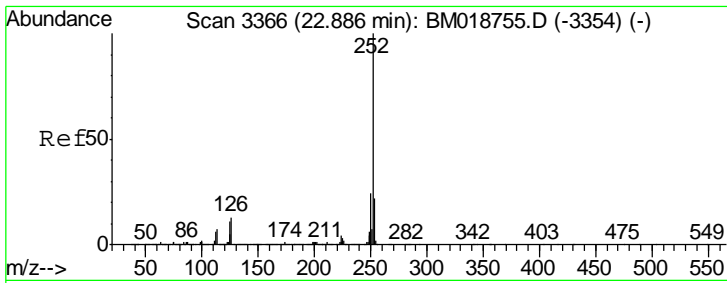
Tgt Ion	Resp	Lower	Upper
276	40209		
138	25.6	20.2	30.4
277	26.1	20.3	30.5



#87
 Perylene-d12
 Concen: 20.000 ng
 RT: 23.52 min Scan# 3474
 Delta R.T. -0.01 min
 Lab File: BM019056.D
 Acq: 06 Mar 2019 04:16

Tgt Ion	Resp	Lower	Upper
264	1412212		
260	23.1	18.9	28.3
265	21.8	17.3	25.9

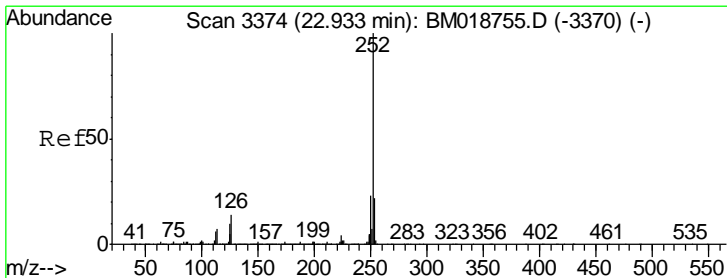
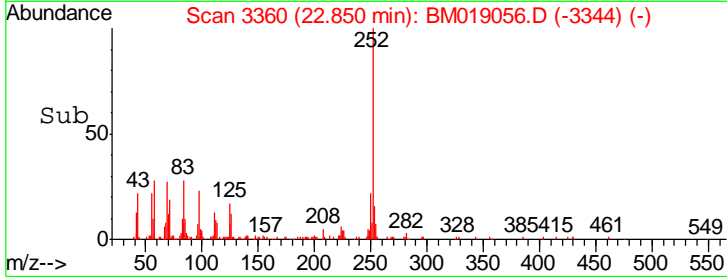
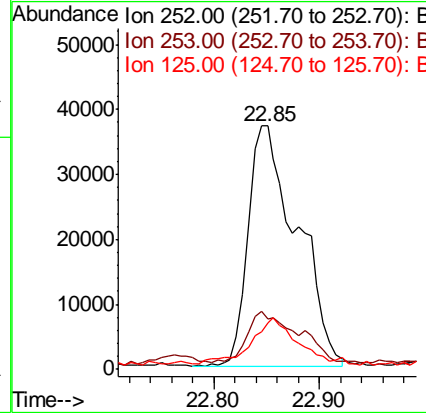
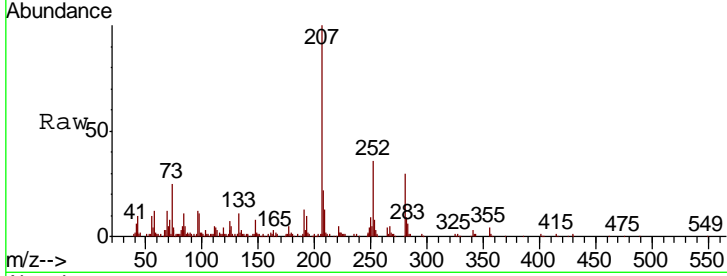




#88
 Benzo(b)fluoranthene
 Concen: 1.476 ng
 RT: 22.85 min Scan# 3360
 Delta R.T. -0.01 min
 Lab File: BM019056.D
 Acq: 06 Mar 2019 04:16

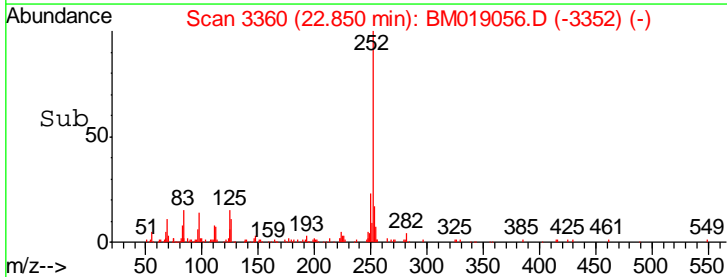
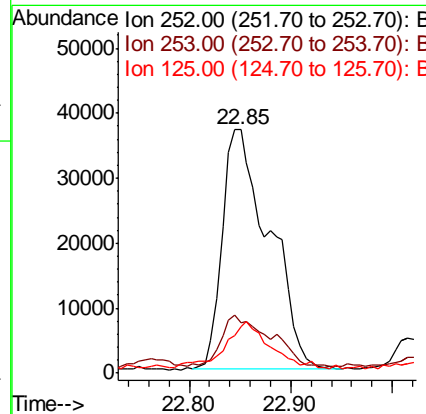
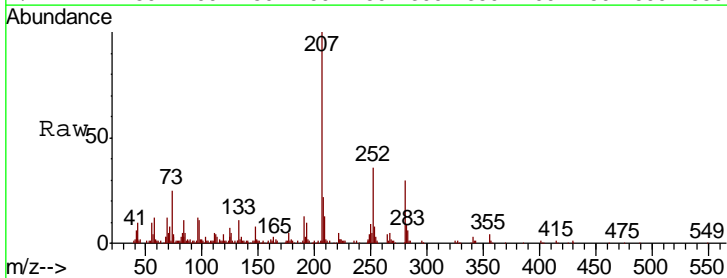
Instrument :
 BNA_M
 ClientSampleId :
 PST-028-SW004-022719

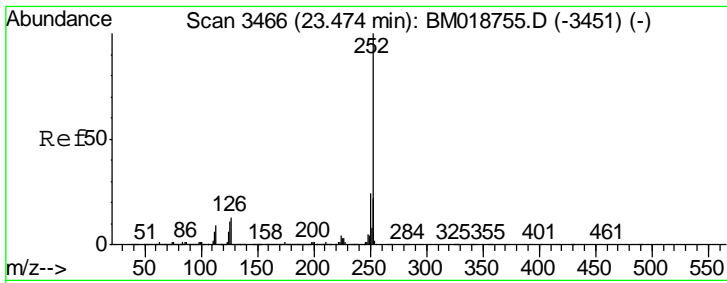
Tgt Ion	Resp	Lower	Upper
252	119277		
253	20.7	17.8	26.6
125	19.3	8.6	12.8#



#89
 Benzo(k)fluoranthene
 Concen: 1.461 ng
 RT: 22.85 min Scan# 3360
 Delta R.T. -0.05 min
 Lab File: BM019056.D
 Acq: 06 Mar 2019 04:16

Tgt Ion	Resp	Lower	Upper
252	117551		
253	20.7	17.7	26.5
125	19.3	8.2	12.4#

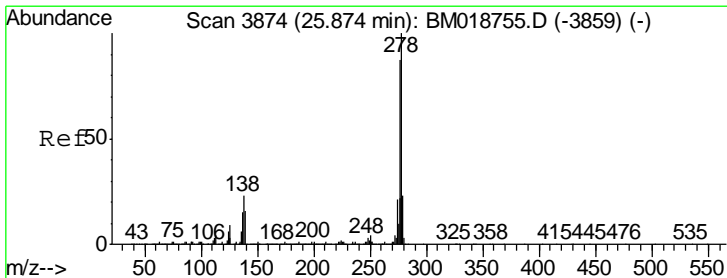
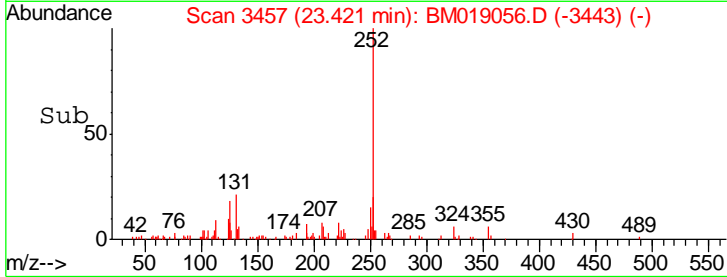
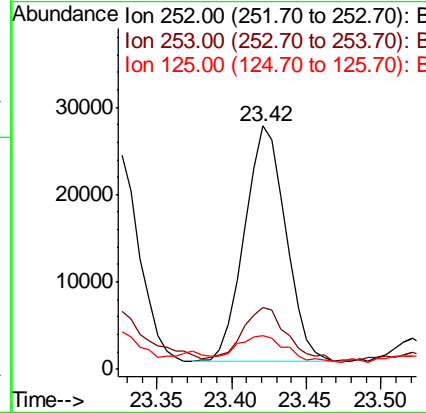
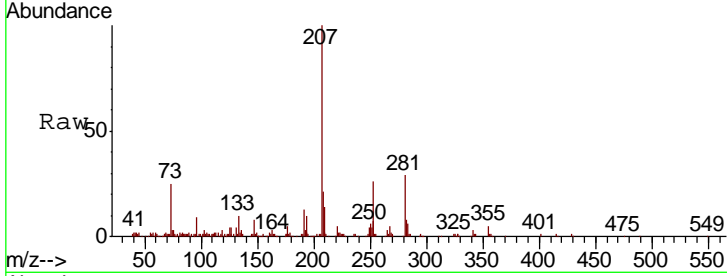




#90
 Benzo(a)pyrene
 Concen: 0.674 ng
 RT: 23.42 min Scan# 3457
 Delta R.T. -0.02 min
 Lab File: BM019056.D
 Acq: 06 Mar 2019 04:16

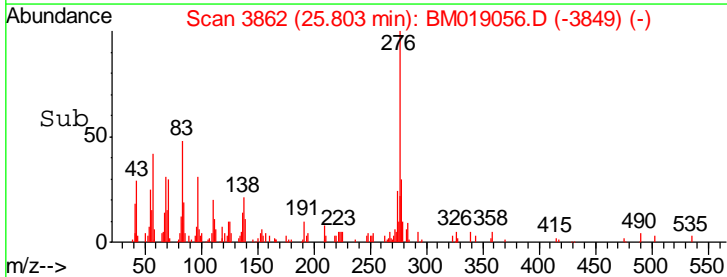
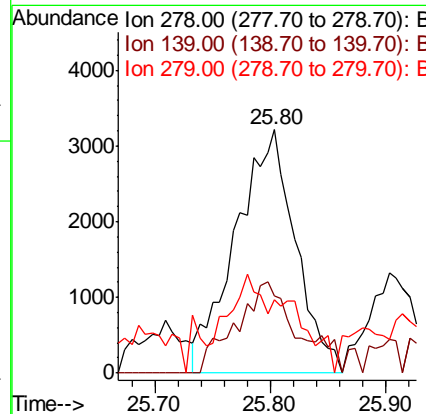
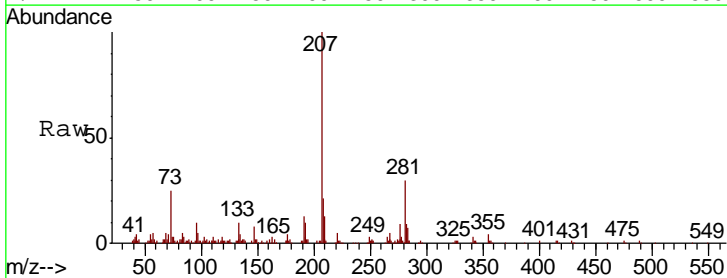
Instrument :
 BNA_M
 ClientSampled :
 PST-028-SW004-022719

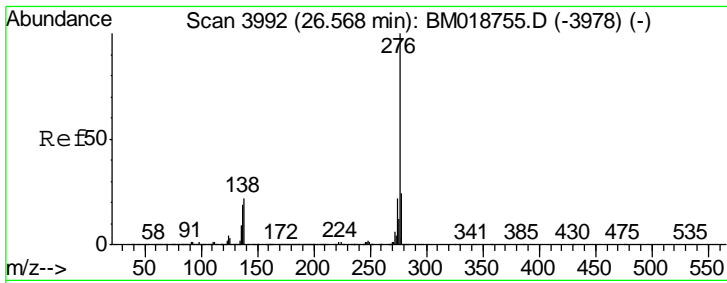
Tgt Ion	Resp	Lower	Upper
252	100		
253	25.2	17.4	26.0
125	13.8	8.6	13.0#



#91
 Dibenzo(a,h)anthracene
 Concen: 0.153 ng
 RT: 25.80 min Scan# 3862
 Delta R.T. -0.02 min
 Lab File: BM019056.D
 Acq: 06 Mar 2019 04:16

Tgt Ion	Resp	Lower	Upper
278	100		
139	31.5	12.6	18.8#
279	30.2	18.6	28.0#





#92
 Benzo(g,h,i)perylene
 Concen: 0.550 ng
 RT: 26.49 min Scan# 3979
 Delta R.T. -0.02 min
 Lab File: BM019056.D
 Acq: 06 Mar 2019 04:16

Instrument :
 BNA_M
 ClientSampleId :
 PST-028-SW004-022719

Tgt Ion	Resp	Lower	Upper
276	38845		
277	23.5	19.2	28.8
138	19.2	17.3	25.9

