

Data Path : Z:\SVOASRV\HPCHEM1\BNA M\DATA\BM030519\  
 Data File : BM019063.D  
 Acq On : 06 Mar 2019 09:23  
 Operator : JU/SJ  
 Sample : K1705-01MSD  
 Misc :  
 ALS Vial : 7 Sample Multiplier: 1

Instrument :  
 BNA\_M  
 ClientSampleId :  
 EXT-028-SW002-022719MSD

Quant Time: Mar 06 10:41:02 2019  
 Quant Method : Z:\SVOASRV\HPCHEM1\BNA M\METHODS\8270-BM021119.M  
 Quant Title : ASP BNA STANDARDS FOR 5 POINT CALIBRATION  
 QLast Update : Tue Mar 05 03:36:13 2019  
 Response via : Initial Calibration

Internal Standards	R.T.	QIon	Response	Conc	Units	Dev(Min)
1) 1,4-Dichlorobenzene-d4	7.67	152	201727	20.00	ng	-0.01
21) Naphthalene-d8	10.46	136	812678	20.00	ng	-0.01
39) Acenaphthene-d10	14.33	164	467177	20.00	ng	0.00
64) Phenanthrene-d10	17.08	188	1043202	20.00	ng	0.00
76) Chrysene-d12	21.28	240	1158621	20.00	ng	0.00
87) Perylene-d12	23.52	264	1107535	20.00	ng	-0.01

## System Monitoring Compounds

5) 2-Fluorophenol	5.27	112	1571537	127.64	ng	0.00
7) Phenol-d6	6.86	99	2201197	126.91	ng	0.00
23) Nitrobenzene-d5	8.84	82	1376322	78.31	ng	-0.01
42) 2,4,6-Tribromophenol	15.83	330	855805	127.08	ng	0.00
45) 2-Fluorobiphenyl	12.94	172	2591332	73.63	ng	-0.01
79) Terphenyl-d14	19.72	244	4098276	72.97	ng	-0.01

## Target Compounds

Target Compounds	R.T.	QIon	Response	Conc	Units	Qvalue
2) 1,4-Dioxane	3.23	88	153514	28.628	ng	100
3) Pyridine	3.63	79	345740	23.637	ng	98
4) n-Nitrosodimethylamine	3.55	42	145300	39.048	ng	99
6) Aniline	7.02	93	249543	11.743	ng	98
8) 2-Chlorophenol	7.24	128	515236	38.117	ng	99
9) Benzaldehyde	6.83	77	355613	36.697	ng	100
10) Phenol	6.88	94	756336	41.444	ng	98
11) bis(2-Chloroethyl)ether	7.12	93	485098	34.846	ng	99
12) 1,3-Dichlorobenzene	7.56	146	516925	34.009	ng	98
13) 1,4-Dichlorobenzene	7.71	146	530082	34.257	ng	99
14) 1,2-Dichlorobenzene	8.02	146	513294	34.534	ng	99
15) Benzyl Alcohol	7.92	79	488422	35.440	ng	99
16) 2,2'-oxybis(1-Chloropropan	8.20	45	478801	35.536	ng	99
17) 2-Methylphenol	8.12	107	437397	37.657	ng	96
18) Hexachloroethane	8.73	117	192755	34.124	ng	99
19) n-Nitroso-di-n-propylamine	8.48	70	450299	33.531	ng	99
20) 3+4-Methylphenols	8.45	107	591201	36.860	ng	97
22) Acetophenone	8.50	105	751115	33.656	ng	# 99
24) Nitrobenzene	8.89	77	638925	35.022	ng	98
25) Isophorone	9.40	82	1128731	40.249	ng	99
26) 2-Nitrophenol	9.59	139	269804	37.136	ng	97
27) 2,4-Dimethylphenol	9.65	122	458813	43.238	ng	99
28) bis(2-Chloroethoxy)methane	9.88	93	668636	36.870	ng	99
29) 2,4-Dichlorophenol	10.12	162	469439	38.528	ng	99
30) 1,2,4-Trichlorobenzene	10.32	180	494598	35.150	ng	97
31) Naphthalene	10.51	128	1515853	38.245	ng	99
32) Benzoic acid	9.79	122	252454	27.273	ng	95
33) 4-Chloroaniline	10.65	127	141114	7.965	ng	98
34) Hexachlorobutadiene	10.77	225	267562	32.759	ng	100
35) Caprolactam	11.45	113	138830	27.919	ng	90
36) 4-Chloro-3-methylphenol	11.76	107	541793	36.881	ng	98
37) 2-Methylnaphthalene	12.13	142	1092836	39.162	ng	99
38) 1-Methylnaphthalene	12.35	142	1043666	38.246	ng	99
40) 1,2,4,5-Tetrachlorobenzene	12.50	216	521087	34.868	ng	99

Data Path : Z:\SVOASRV\HPCHEM1\BNA M\DATA\BM030519\  
 Data File : BM019063.D  
 Acq On : 06 Mar 2019 09:23  
 Operator : JU/SJ  
 Sample : K1705-01MSD  
 Misc :  
 ALS Vial : 7 Sample Multiplier: 1

Instrument :  
 BNA\_M  
 ClientSampleId :  
 EXT-028-SW002-022719MSD

Quant Time: Mar 06 10:41:02 2019  
 Quant Method : Z:\SVOASRV\HPCHEM1\BNA M\METHODS\8270-BM021119.M  
 Quant Title : ASP BNA STANDARDS FOR 5 POINT CALIBRATION  
 QLast Update : Tue Mar 05 03:36:13 2019  
 Response via : Initial Calibration

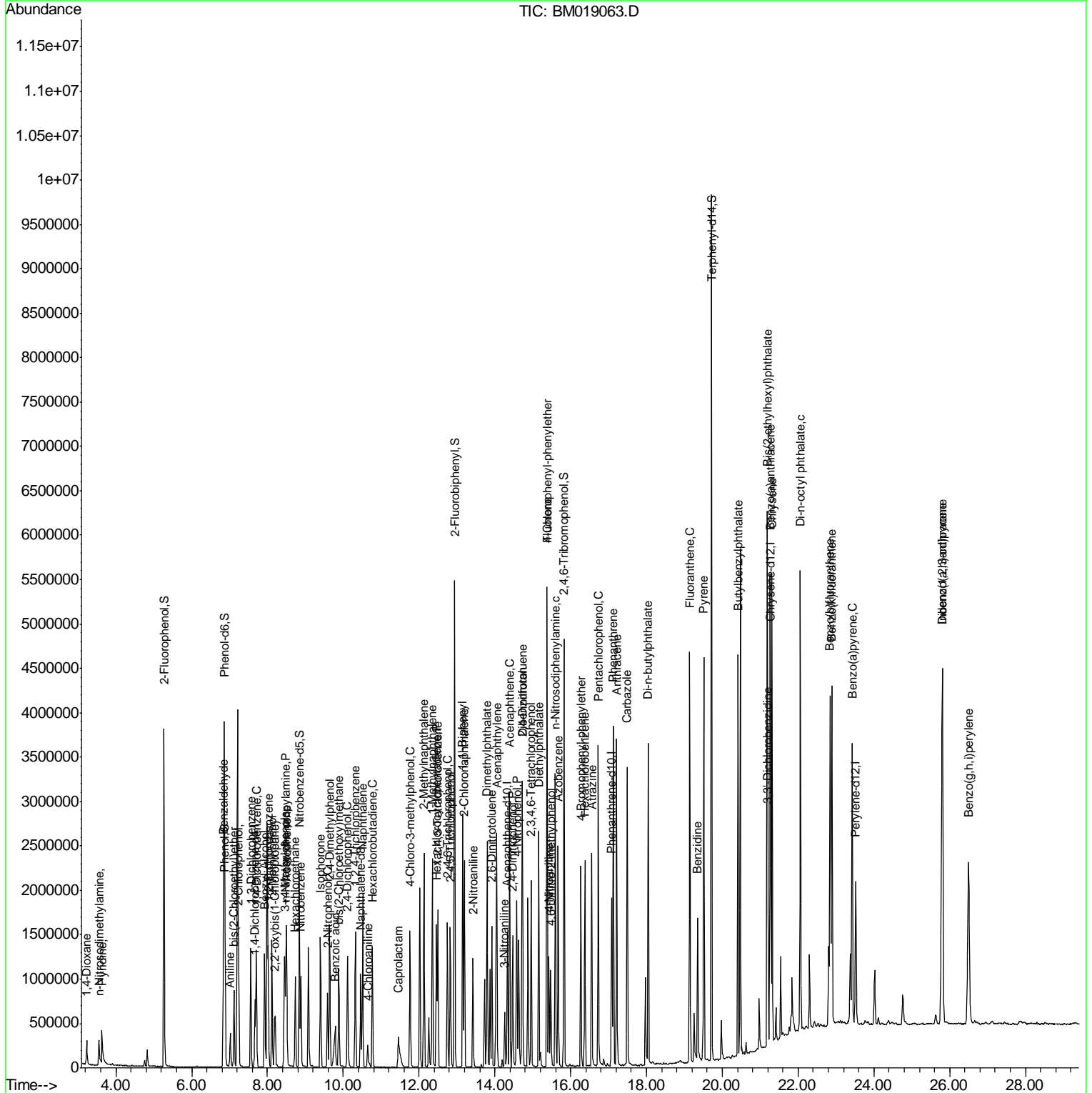
Internal Standards	R.T.	QIon	Response	Conc	Units	Dev(Min)
41) Hexachlorocyclopentadiene	12.46	237	426903	55.872	ng	99
43) 2,4,6-Trichlorophenol	12.75	196	376109	38.017	ng	98
44) 2,4,5-Trichlorophenol	12.83	196	401686	38.737	ng	98
46) 1,1'-Biphenyl	13.15	154	1404383	34.923	ng	99
47) 2-Chloronaphthalene	13.20	162	1093288	35.199	ng	100
48) 2-Nitroaniline	13.42	65	374212	36.276	ng	99
49) Acenaphthylene	14.05	152	1776665	38.415	ng	100
50) Dimethylphthalate	13.79	163	1566429	40.233	ng	99
51) 2,6-Dinitrotoluene	13.92	165	311102	36.886	ng	97
52) Acenaphthene	14.39	154	1019228	35.940	ng	99
53) 3-Nitroaniline	14.26	138	151963	15.946	ng	98
54) 2,4-Dinitrophenol	14.47	184	332476	63.413	ng	95
55) Dibenzofuran	14.73	168	1656377	35.535	ng	99
56) 4-Nitrophenol	14.57	139	551762	72.531	ng	96
57) 2,4-Dinitrotoluene	14.72	165	443330	38.151	ng	98
58) Fluorene	15.38	166	1349174	37.834	ng	99
59) 2,3,4,6-Tetrachlorophenol	14.96	232	358123	39.072	ng	99
60) Diethylphthalate	15.16	149	1424397	35.466	ng	100
61) 4-Chlorophenyl-phenylether	15.37	204	660939	33.057	ng	99
62) 4-Nitroaniline	15.43	138	303925	32.532	ng	98
63) Azobenzene	15.67	77	1500028	34.834	ng	99
65) 4,6-Dinitro-2-methylphenol	15.47	198	220157	30.058	ng	97
66) n-Nitrosodiphenylamine	15.60	169	1197293	36.327	ng	99
67) 4-Bromophenyl-phenylether	16.27	248	399891	34.246	ng	99
68) Hexachlorobenzene	16.37	284	473319	34.873	ng	96
69) Atrazine	16.56	200	417314	39.275	ng	99
70) Pentachlorophenol	16.73	266	606580	69.410	ng	99
71) Phenanthrene	17.12	178	2128719	37.970	ng	99
72) Anthracene	17.22	178	2153724	39.469	ng	100
73) Carbazole	17.49	167	2045839	35.885	ng	99
74) Di-n-butylphthalate	18.04	149	2500743	38.141	ng	100
75) Fluoranthene	19.14	202	2513134	38.807	ng	98
77) Benzidine	19.35	184	913420	35.005	ng	99
78) Pyrene	19.51	202	2576588	38.290	ng	100
80) Butylbenzylphthalate	20.42	149	1225847	39.972	ng	99
81) Benzo(a)anthracene	21.26	228	2485679	36.804	ng	99
82) 3,3'-Dichlorobenzidine	21.20	252	554975	20.792	ng	99
83) Chrysene	21.32	228	2390099	36.922	ng	99
84) Bis(2-ethylhexyl)phthalate	21.19	149	1931601	43.034	ng	100
85) Di-n-octyl phthalate	22.06	149	3202546	42.452	ng	100
86) Indeno(1,2,3-cd)pyrene	25.80	276	2730568	36.535	ng	100
88) Benzo(b)fluoranthene	22.84	252	2486150	39.235	ng	100
89) Benzo(k)fluoranthene	22.89	252	2385361	37.812	ng	100
90) Benzo(a)pyrene	23.43	252	2309310	38.470	ng	99
91) Dibenzo(a,h)anthracene	25.81	278	2331207	39.198	ng	99
92) Benzo(g,h,i)perylene	26.50	276	2199259	39.721	ng	99

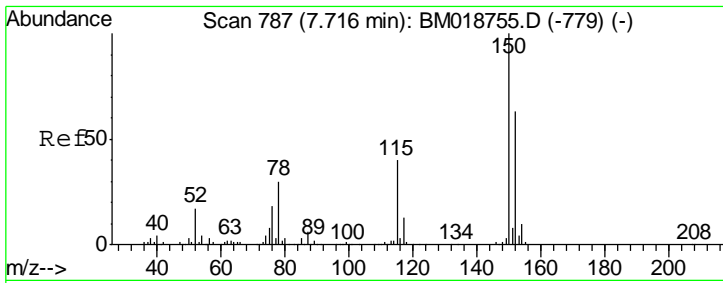
(#) = qualifier out of range (m) = manual integration (+) = signals summed

Data Path : Z:\SVOASRV\HPCHEM1\BNA M\DATA\BM030519\  
Data File : BM019063.D  
Acq On : 06 Mar 2019 09:23  
Operator : JU/SJ  
Sample : K1705-01MSD  
Misc :  
ALS Vial : 7 Sample Multiplier: 1

Instrument :  
BNA\_M  
Client Sampled :  
EXT-028-SW002-022719MSD

Quant Time: Mar 06 10:41:02 2019  
Quant Method : Z:\SVOASRV\HPCHEM1\BNA M\METHODS\8270-BM021119.M  
Quant Title : ASP BNA STANDARDS FOR 5 POINT CALIBRATION  
QLast Update : Tue Mar 05 03:36:13 2019  
Response via : Initial Calibration

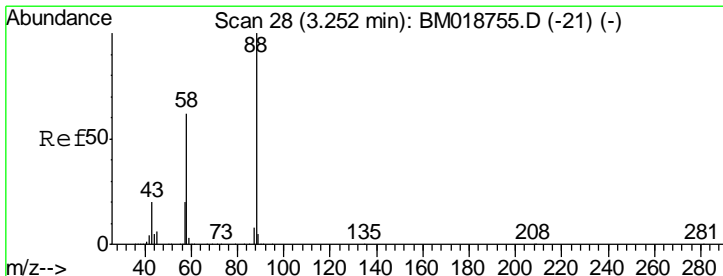
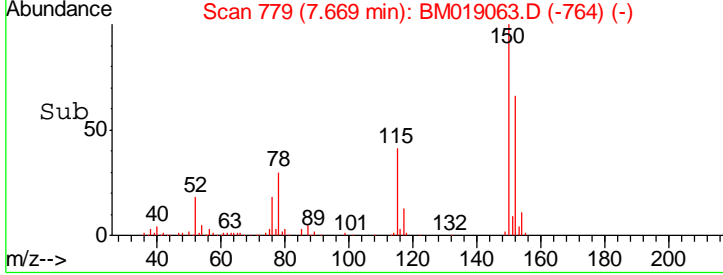
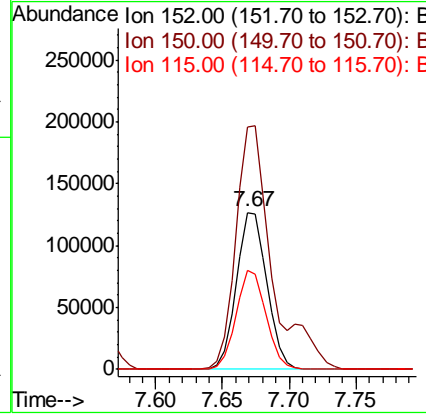
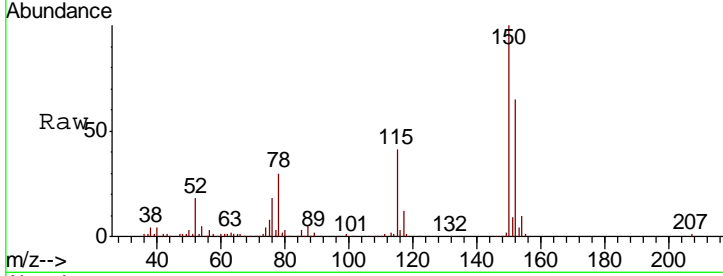




#1  
 1,4-Dichlorobenzene-d4  
 Concen: 20.000 ng  
 RT: 7.67 min Scan# 779  
 Delta R.T. -0.01 min  
 Lab File: BM019063.D  
 Acq: 06 Mar 2019 09:23

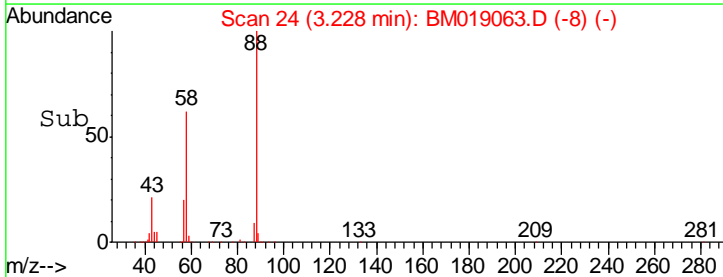
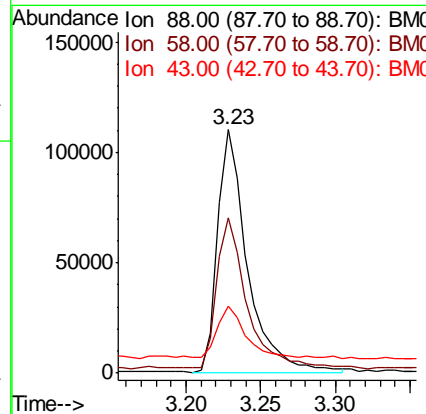
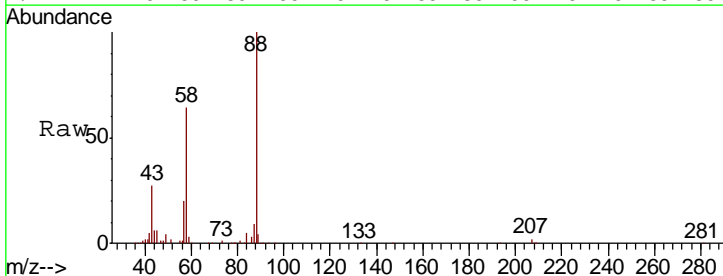
**Instrument :**  
 BNA\_M  
**ClientSampleId :**  
 EXT-028-SW002-022719MSD

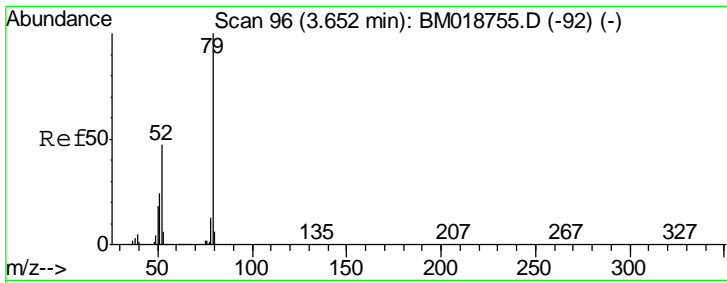
Tgt Ion	Resp	Lower	Upper
152	100		
150	154.7	127.3	190.9
115	62.8	50.8	76.2



#2  
 1,4-Dioxane  
 Concen: 28.628 ng  
 RT: 3.23 min Scan# 24  
 Delta R.T. -0.01 min  
 Lab File: BM019063.D  
 Acq: 06 Mar 2019 09:23

Tgt Ion	Resp	Lower	Upper
88	100		
58	62.0	49.8	74.6
43	20.6	16.7	25.1

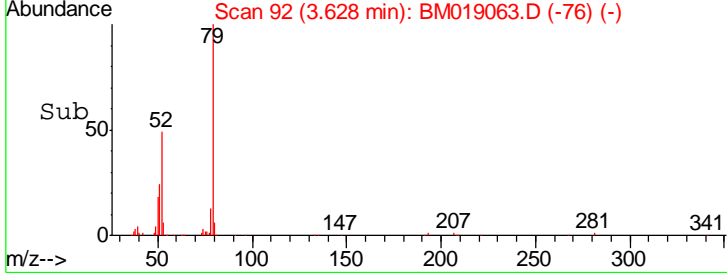
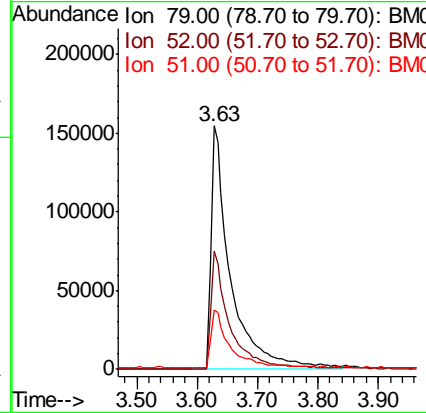
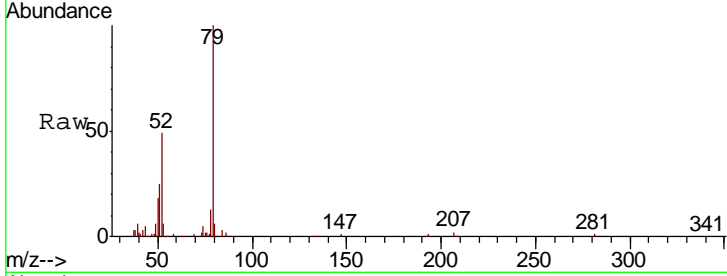




#3  
 Pyridine  
 Concen: 23.637 ng  
 RT: 3.63 min Scan# 92  
 Delta R.T. -0.01 min  
 Lab File: BM019063.D  
 Acq: 06 Mar 2019 09:23

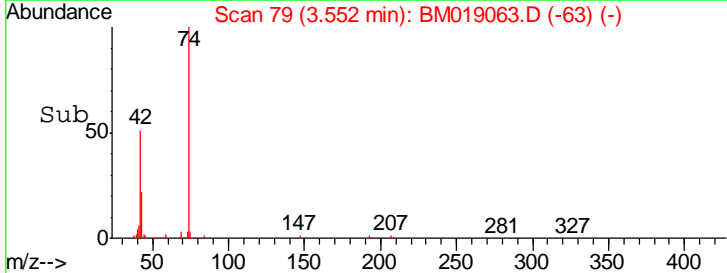
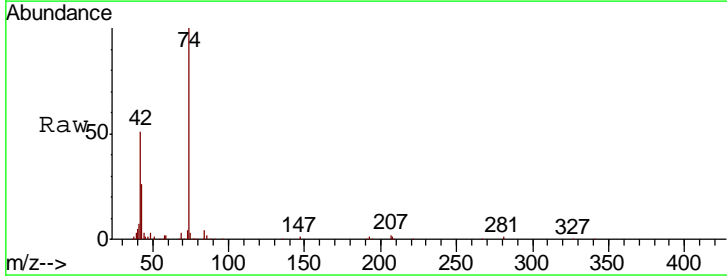
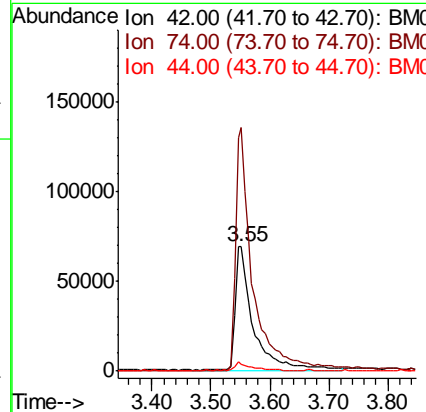
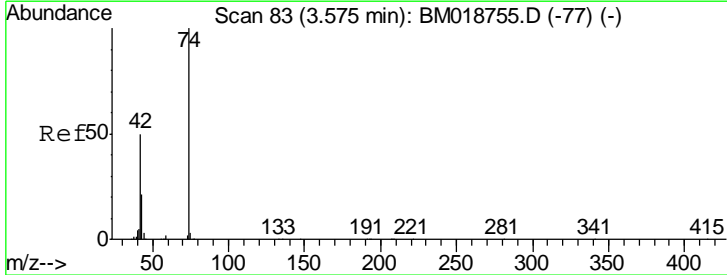
**Instrument :**  
 BNA\_M  
**ClientSampleId :**  
 EXT-028-SW002-022719MSD

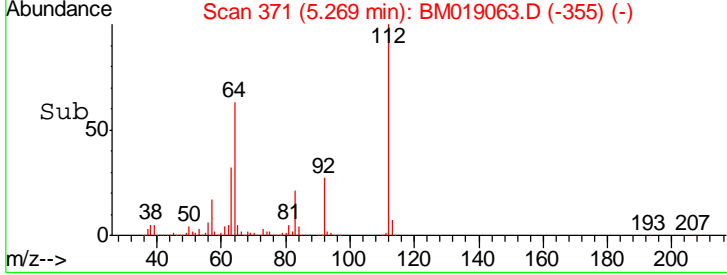
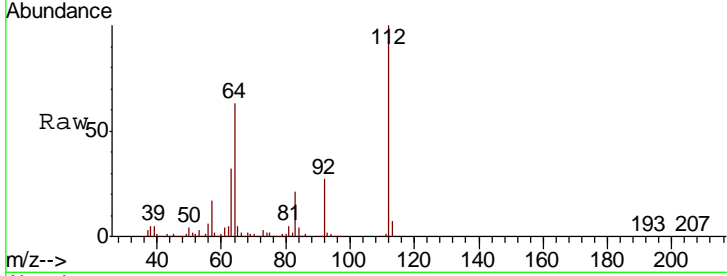
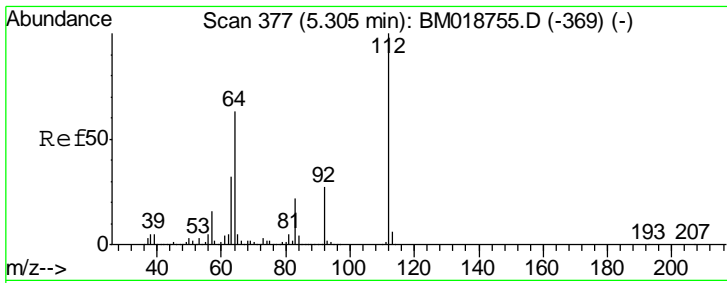
Tgt Ion	Resp	Lower	Upper
79	100		
52	48.6	37.6	56.4
51	24.6	19.7	29.5



#4  
 n-Nitrosodimethylamine  
 Concen: 39.048 ng  
 RT: 3.55 min Scan# 79  
 Delta R.T. -0.01 min  
 Lab File: BM019063.D  
 Acq: 06 Mar 2019 09:23

Tgt Ion	Resp	Lower	Upper
42	100		
74	195.5	158.1	237.1
44	5.3	4.9	7.3

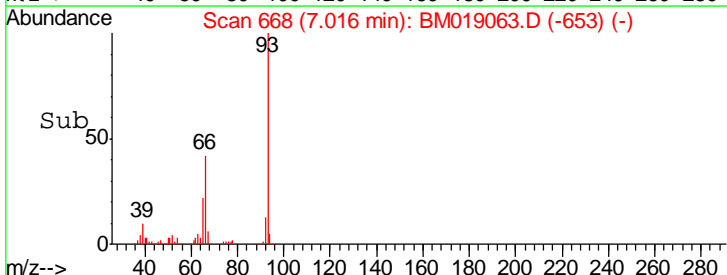
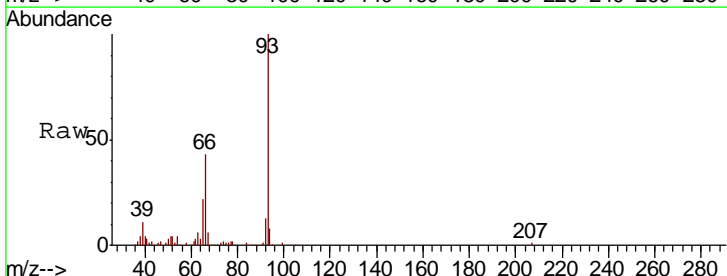
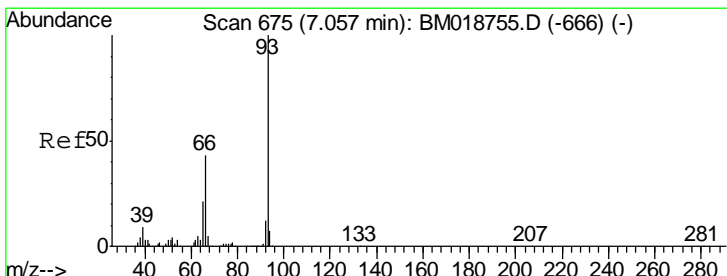
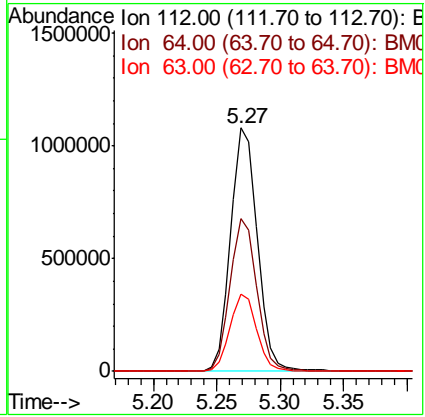




#5  
 2-Fluorophenol  
 Concen: 127.644 ng  
 RT: 5.27 min Scan# 371  
 Delta R.T. -0.01 min  
 Lab File: BM019063.D  
 Acq: 06 Mar 2019 09:23

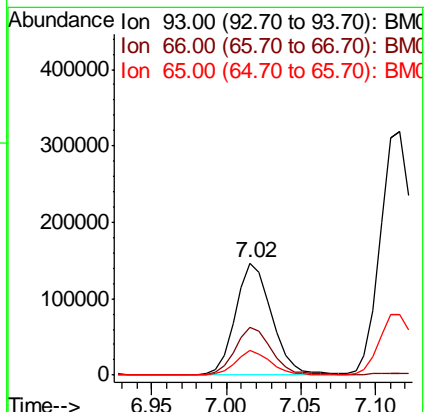
**Instrument :**  
 BNA\_M  
**ClientSampleId :**  
 EXT-028-SW002-022719MSD

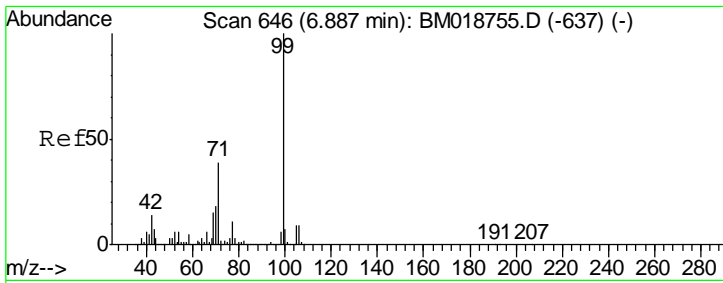
Tgt Ion	Resp	Lower	Upper
112	1571537		
64	63.0	50.6	75.8
63	31.8	25.7	38.5



#6  
 Aniline  
 Concen: 11.743 ng  
 RT: 7.02 min Scan# 668  
 Delta R.T. -0.01 min  
 Lab File: BM019063.D  
 Acq: 06 Mar 2019 09:23

Tgt Ion	Resp	Lower	Upper
93	249543		
66	43.2	34.1	51.1
65	22.3	16.6	24.8

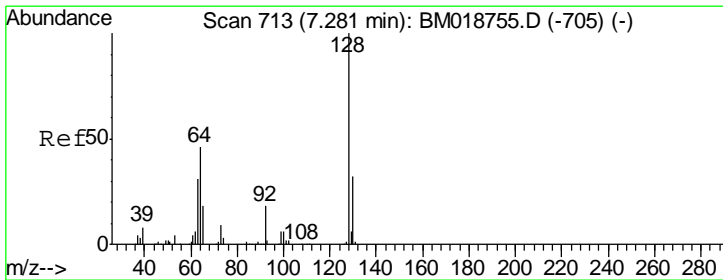
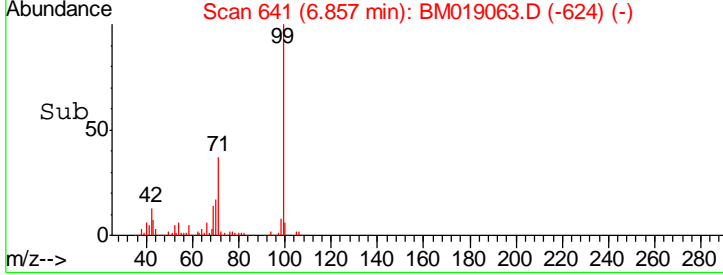
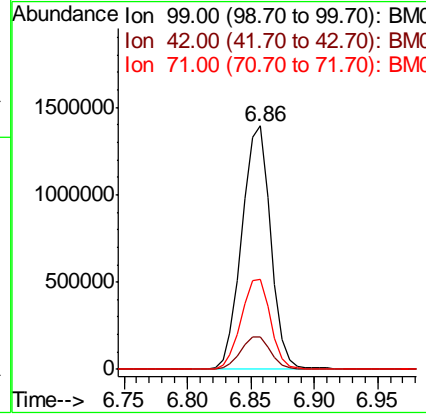
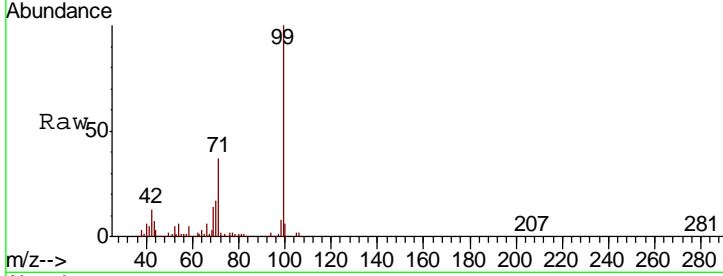




#7  
 Phenol-d6  
 Concen: 126.911 ng  
 RT: 6.86 min Scan# 641  
 Delta R.T. -0.00 min  
 Lab File: BM019063.D  
 Acq: 06 Mar 2019 09:23

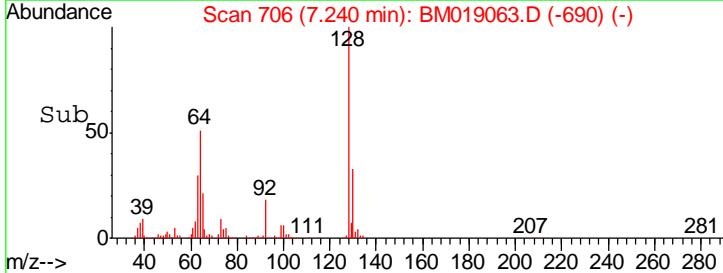
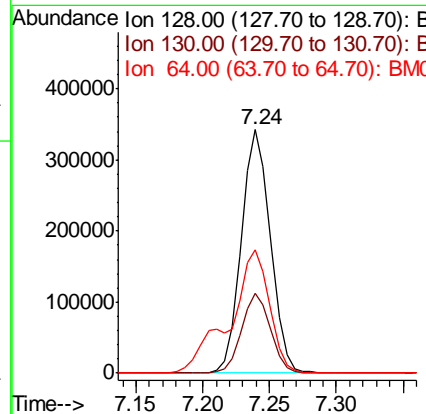
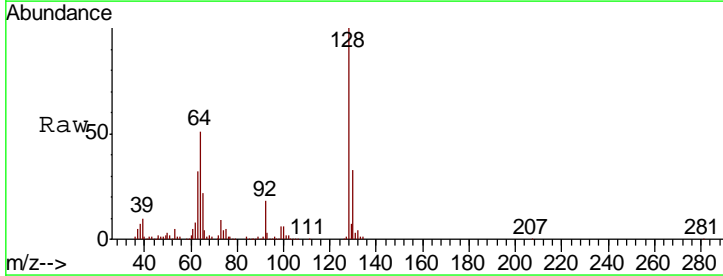
**Instrument :**  
 BNA\_M  
**ClientSampled :**  
 EXT-028-SW002-022719MSD

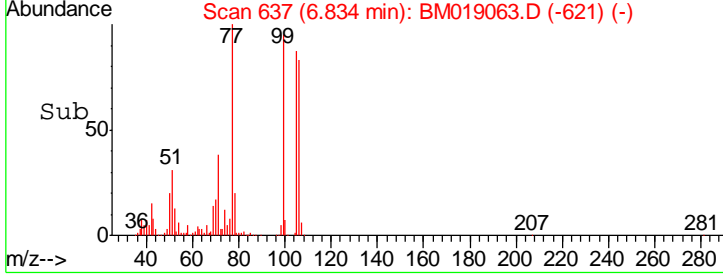
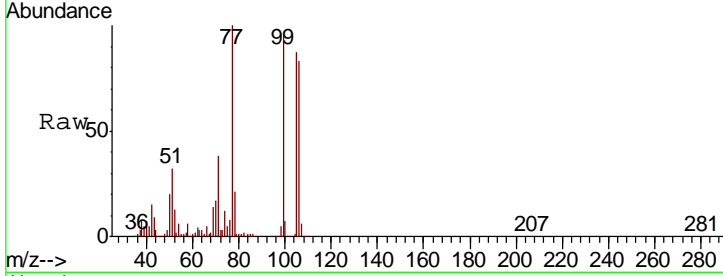
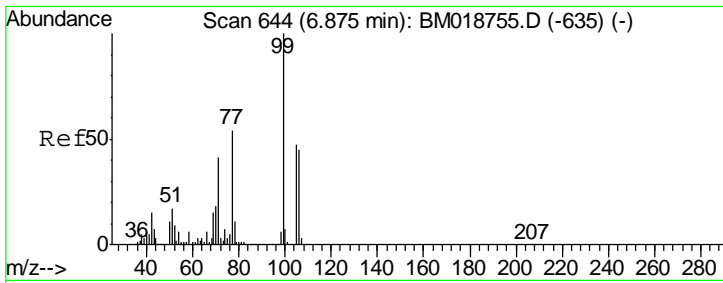
Tgt Ion	Resp	Lower	Upper
99	2201197		
42	13.3	11.0	16.6
71	36.8	31.3	46.9



#8  
 2-Chlorophenol  
 Concen: 38.117 ng  
 RT: 7.24 min Scan# 706  
 Delta R.T. -0.01 min  
 Lab File: BM019063.D  
 Acq: 06 Mar 2019 09:23

Tgt Ion	Resp	Lower	Upper
128	515236		
130	32.7	11.7	51.7
64	50.7	31.0	71.0

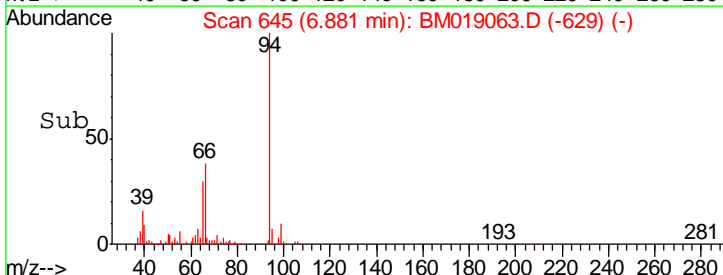
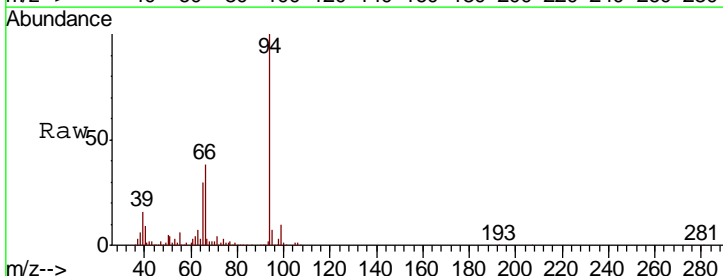
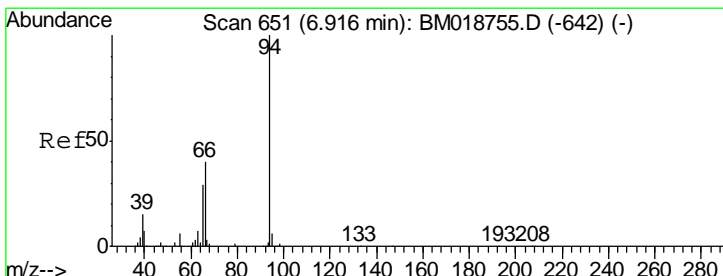
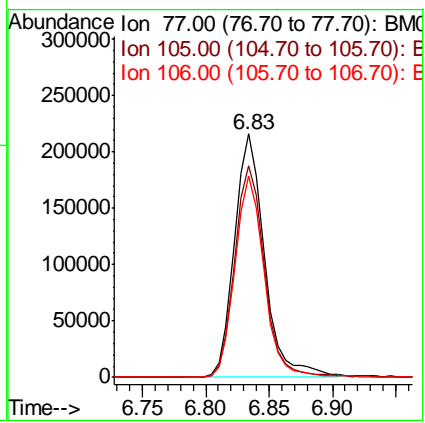




#9  
Benzaldehyde  
Concen: 36.697 ng  
RT: 6.83 min Scan# 637  
Delta R.T. -0.01 min  
Lab File: BM019063.D  
Acq: 06 Mar 2019 09:23

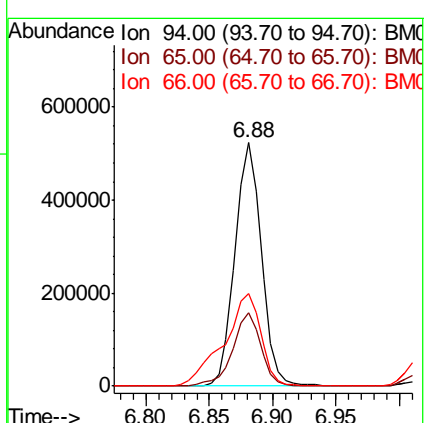
Instrument :  
BNA\_M  
ClientSampleId :  
EXT-028-SW002-022719MSD

Tgt Ion	Resp	Lower	Upper
77	100		
105	86.9	67.3	107.3
106	82.5	62.9	102.9

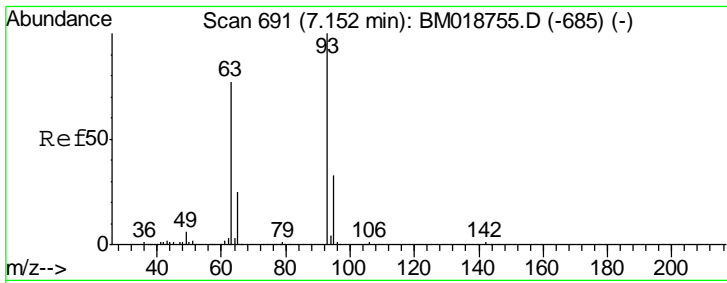


#10  
Phenol  
Concen: 41.444 ng  
RT: 6.88 min Scan# 645  
Delta R.T. -0.01 min  
Lab File: BM019063.D  
Acq: 06 Mar 2019 09:23

Tgt Ion	Resp	Lower	Upper
94	100		
65	30.1	9.6	49.6
66	38.3	20.4	60.4



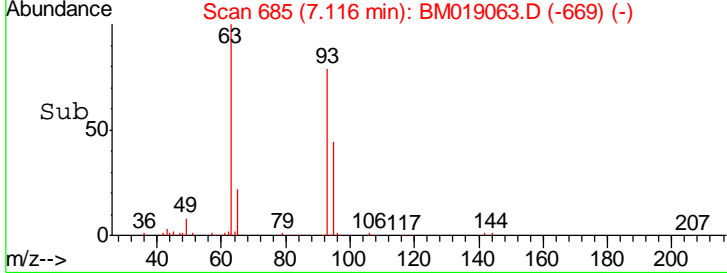
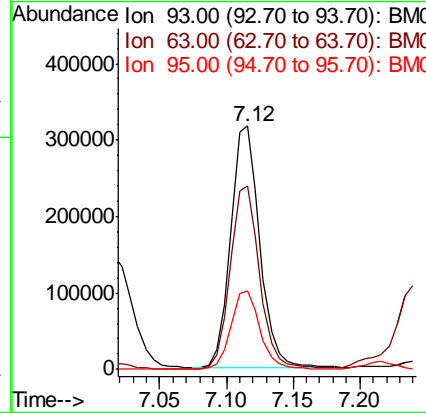
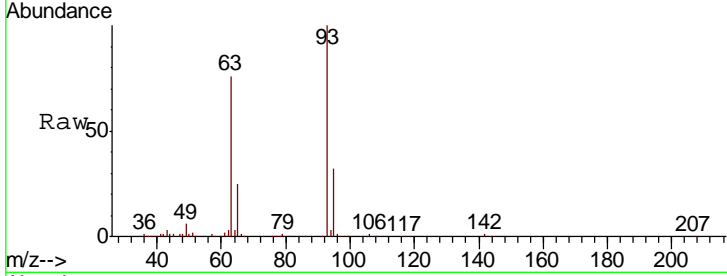




#11  
 bis(2-Chloroethyl)ether  
 Concen: 34.846 ng  
 RT: 7.12 min Scan# 685  
 Delta R.T. -0.01 min  
 Lab File: BM019063.D  
 Acq: 06 Mar 2019 09:23

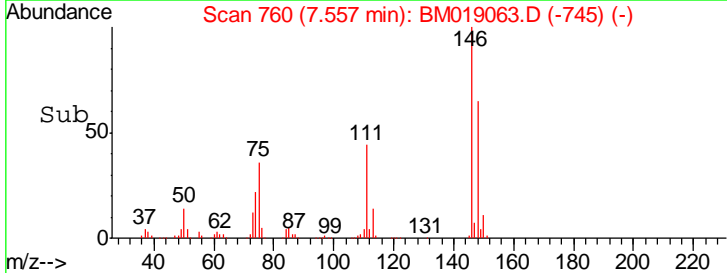
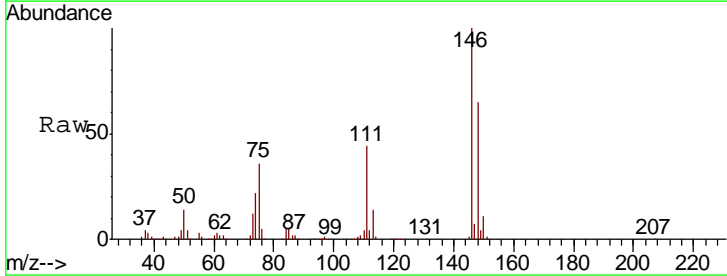
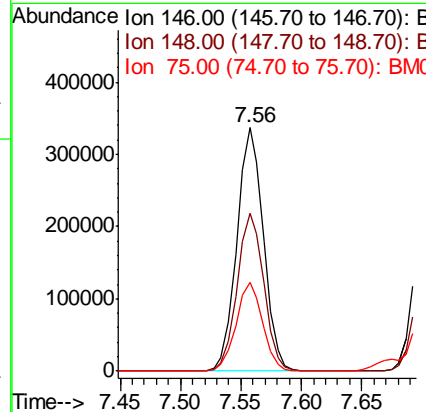
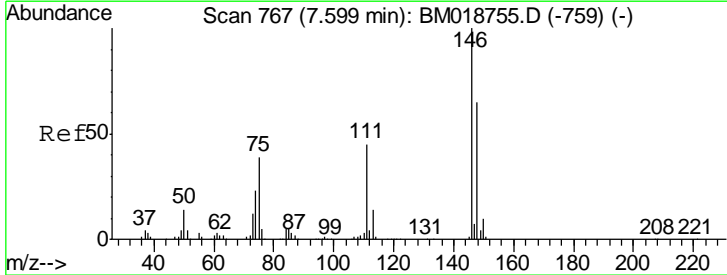
**Instrument :**  
 BNA\_M  
**ClientSampleId :**  
 EXT-028-SW002-022719MSD

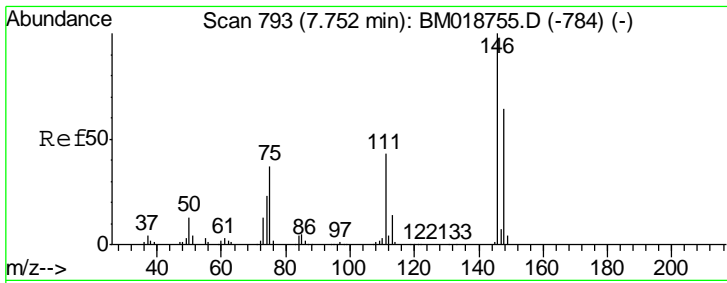
Tgt Ion	Resp	Lower	Upper
93	485098		
93	100		
63	75.5	57.0	97.0
95	32.4	12.4	52.4



#12  
 1,3-Dichlorobenzene  
 Concen: 34.009 ng  
 RT: 7.56 min Scan# 760  
 Delta R.T. -0.01 min  
 Lab File: BM019063.D  
 Acq: 06 Mar 2019 09:23

Tgt Ion	Resp	Lower	Upper
146	516925		
146	100		
148	64.9	51.7	77.5
75	36.4	31.3	46.9

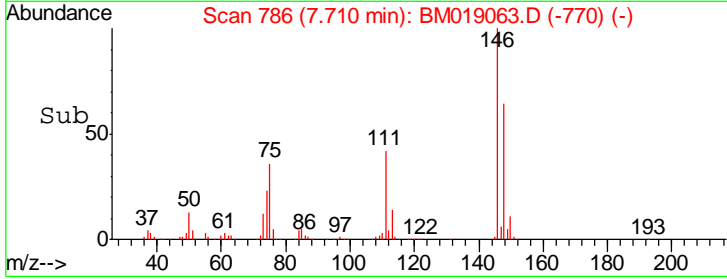
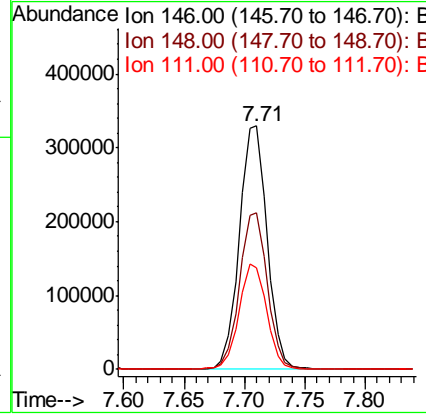
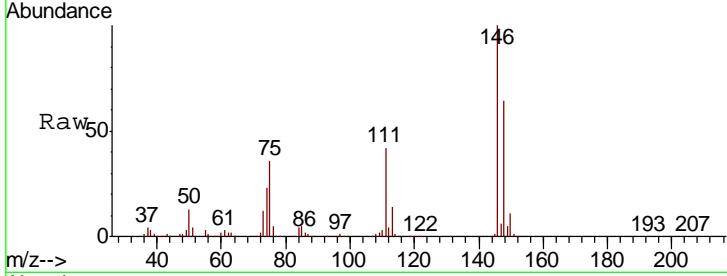




#13  
 1,4-Dichlorobenzene  
 Concen: 34.257 ng  
 RT: 7.71 min Scan# 786  
 Delta R.T. -0.01 min  
 Lab File: BM019063.D  
 Acq: 06 Mar 2019 09:23

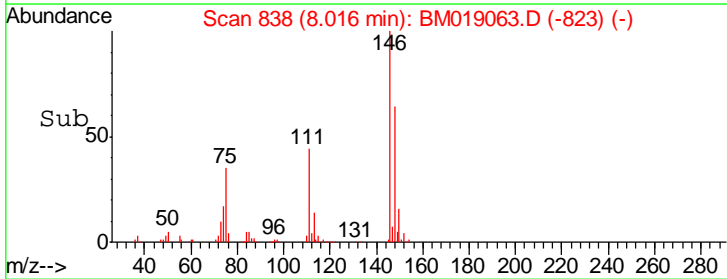
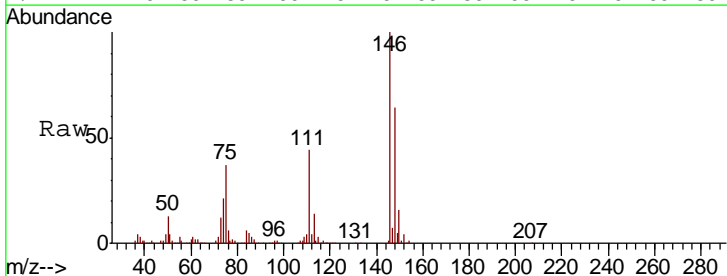
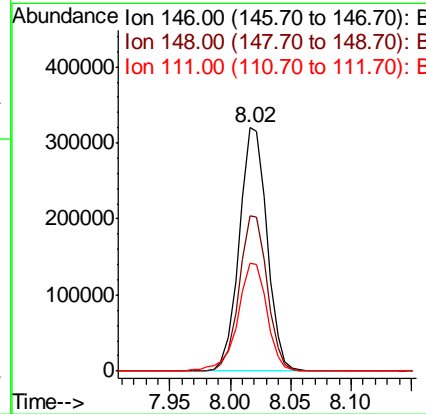
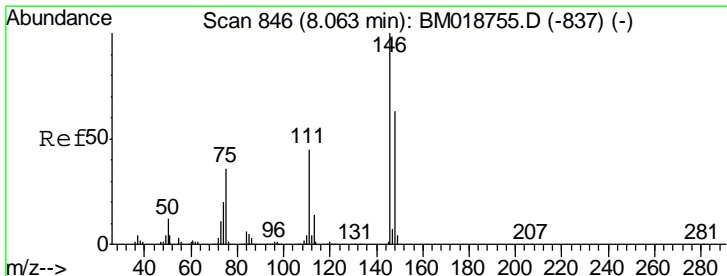
**Instrument :**  
 BNA\_M  
**ClientSampled :**  
 EXT-028-SW002-022719MSD

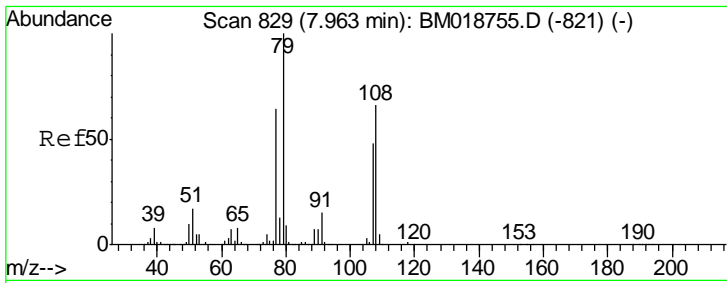
Tgt Ion	Resp	Lower	Upper
146	100		
148	64.4	51.4	77.2
111	41.6	34.6	52.0



#14  
 1,2-Dichlorobenzene  
 Concen: 34.534 ng  
 RT: 8.02 min Scan# 838  
 Delta R.T. -0.01 min  
 Lab File: BM019063.D  
 Acq: 06 Mar 2019 09:23

Tgt Ion	Resp	Lower	Upper
146	100		
148	64.0	50.7	76.1
111	44.2	35.9	53.9

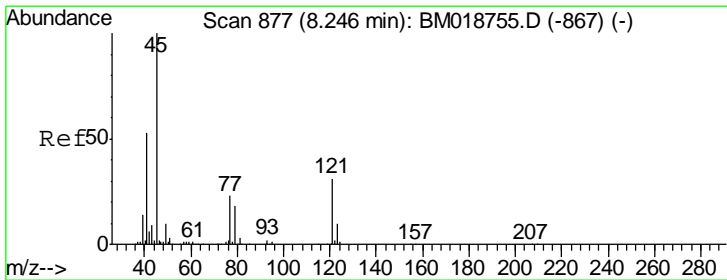
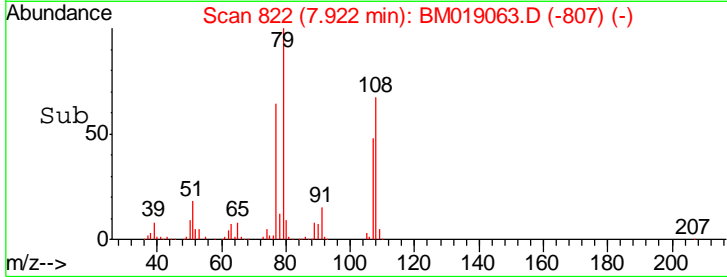
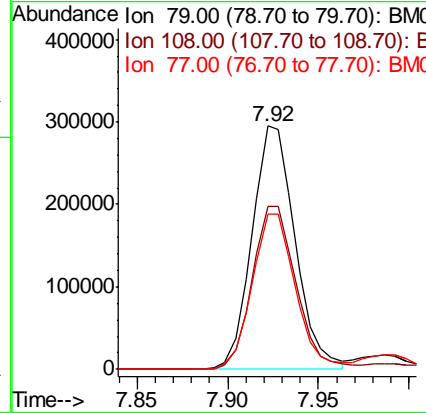
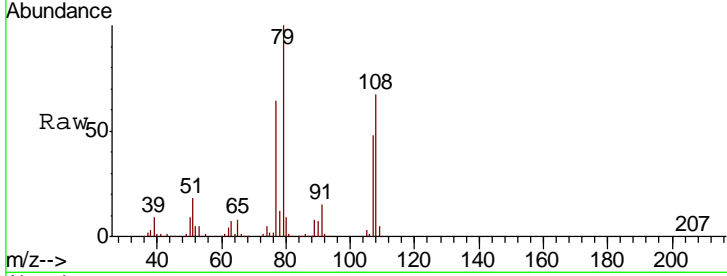




#15  
Benzyl Alcohol  
Concen: 35.440 ng  
RT: 7.92 min Scan# 822  
Delta R.T. -0.01 min  
Lab File: BM019063.D  
Acq: 06 Mar 2019 09:23

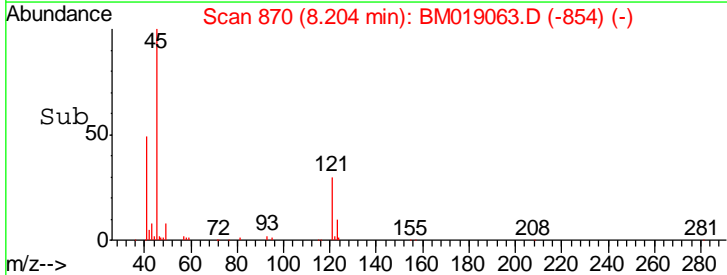
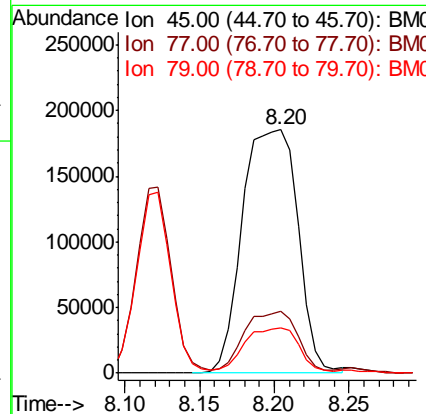
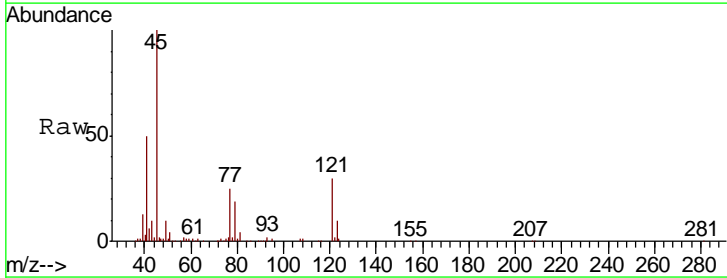
Instrument :  
BNA\_M  
ClientSampleId :  
EXT-028-SW002-022719MSD

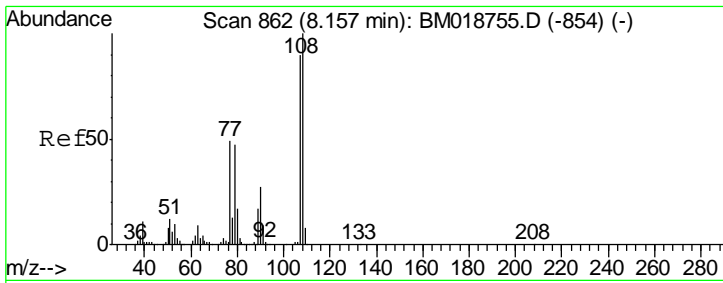
Tgt Ion	Resp	Lower	Upper
79	100		
108	67.1	52.7	79.1
77	64.0	51.0	76.4



#16  
2,2'-oxybis(1-Chloropropane)  
Concen: 35.536 ng  
RT: 8.20 min Scan# 870  
Delta R.T. -0.01 min  
Lab File: BM019063.D  
Acq: 06 Mar 2019 09:23

Tgt Ion	Resp	Lower	Upper
45	100		
77	25.2	5.0	45.0
79	18.6	0.0	39.3

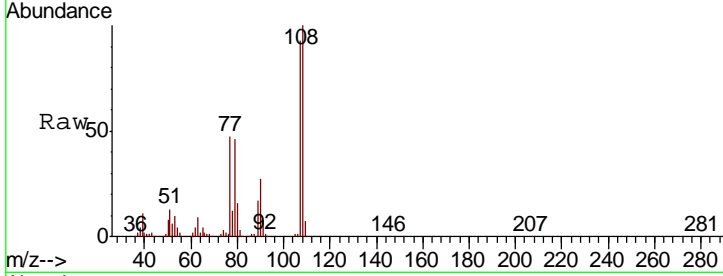




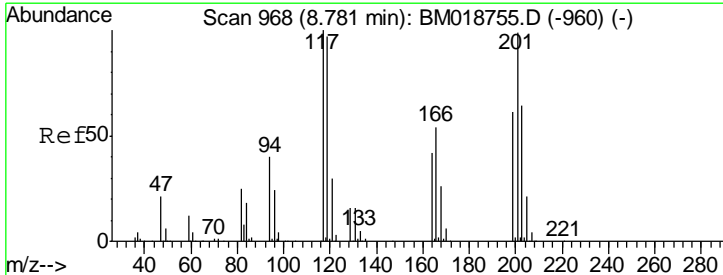
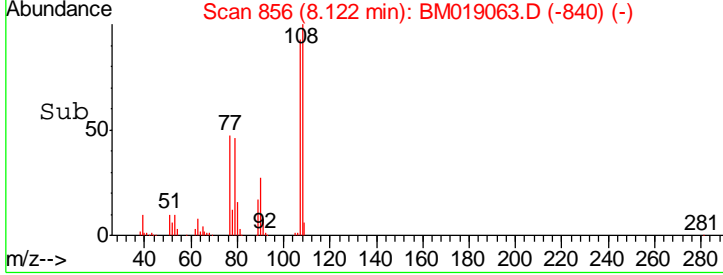
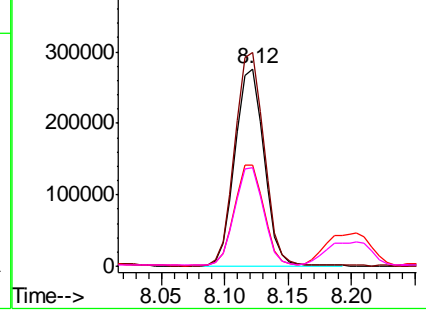
#17  
 2-Methylphenol  
 Concen: 37.657 ng  
 RT: 8.12 min Scan# 856  
 Delta R.T. -0.01 min  
 Lab File: BM019063.D  
 Acq: 06 Mar 2019 09:23

Instrument :  
 BNA\_M  
 ClientSampleId :  
 EXT-028-SW002-022719MSD

Tgt Ion	Resp	Lower	Upper
107	100		
108	108.1	88.8	133.2
77	51.3	44.0	66.0
79	49.7	42.4	63.6

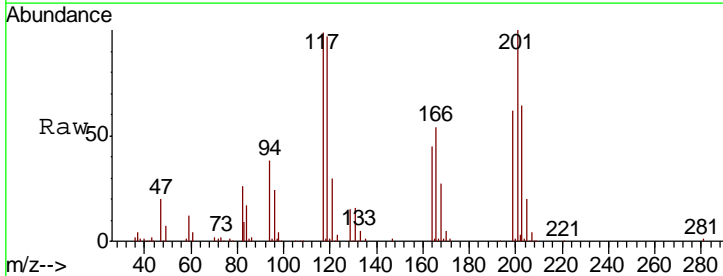


Abundance  
 Ion 107.00 (106.70 to 107.70): E  
 Ion 108.00 (107.70 to 108.70): E  
 Ion 77.00 (76.70 to 77.70): BM  
 Ion 79.00 (78.70 to 79.70): BM

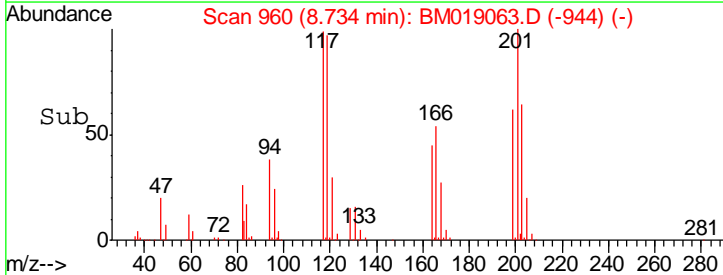
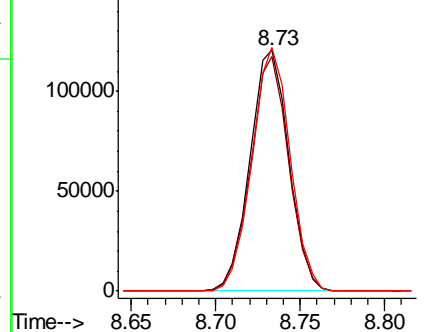


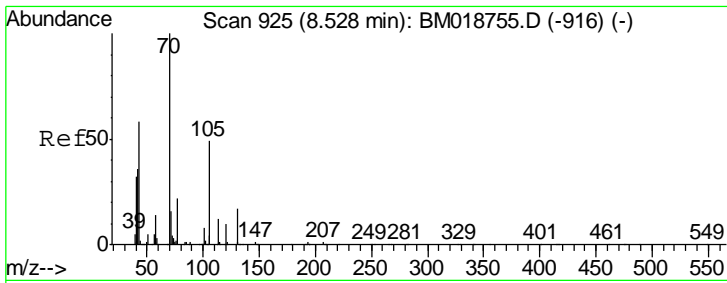
#18  
 Hexachloroethane  
 Concen: 34.124 ng  
 RT: 8.73 min Scan# 960  
 Delta R.T. -0.01 min  
 Lab File: BM019063.D  
 Acq: 06 Mar 2019 09:23

Tgt Ion	Resp	Lower	Upper
117	100		
119	97.8	77.9	116.9
201	101.3	79.2	118.8



Abundance  
 Ion 117.00 (116.70 to 117.70): E  
 Ion 119.00 (118.70 to 119.70): E  
 Ion 201.00 (200.70 to 201.70): E

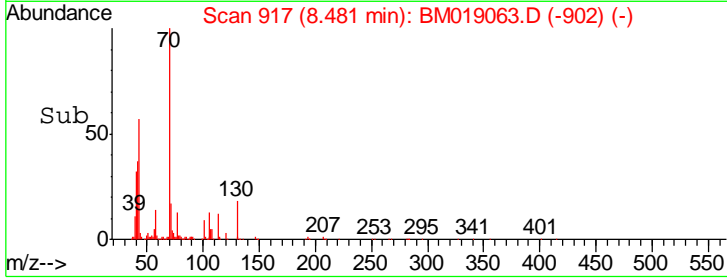
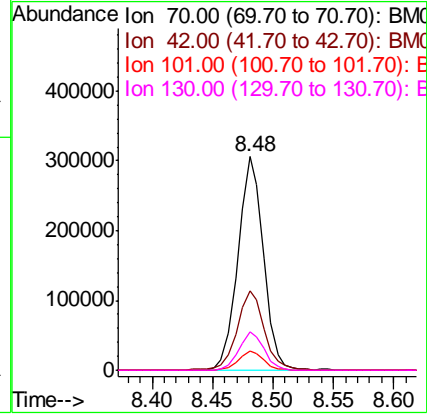
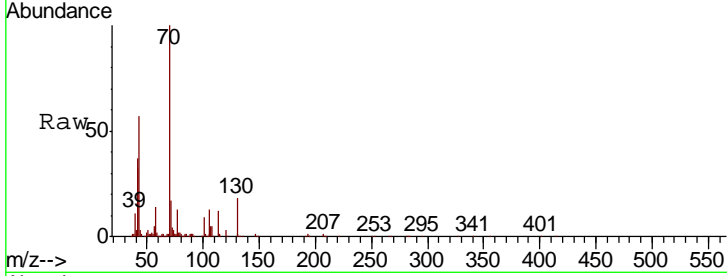




#19  
 n-Nitroso-di-n-propylamine  
 Concen: 33.531 ng  
 RT: 8.48 min Scan# 917  
 Delta R.T. -0.01 min  
 Lab File: BM019063.D  
 Acq: 06 Mar 2019 09:23

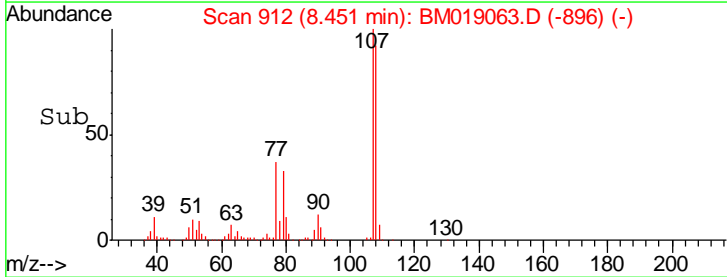
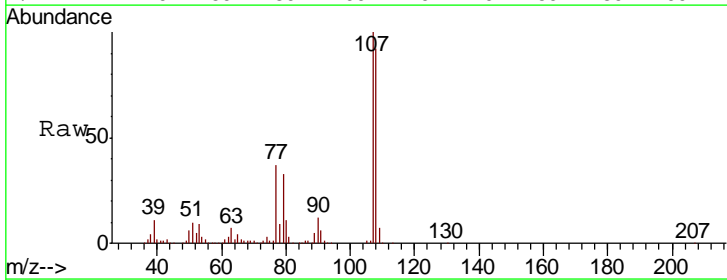
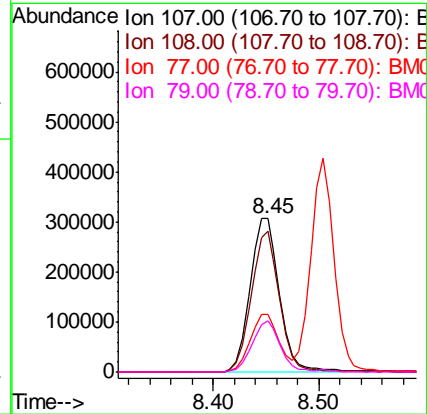
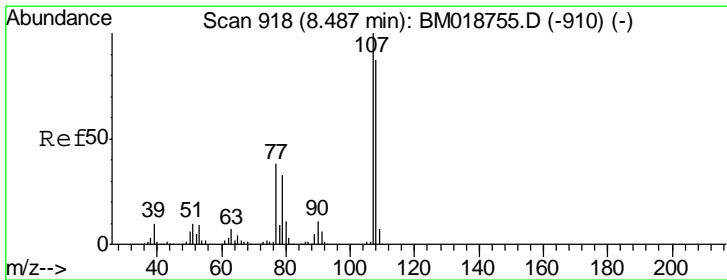
Instrument :  
 BNA\_M  
 ClientSampleId :  
 EXT-028-SW002-022719MSD

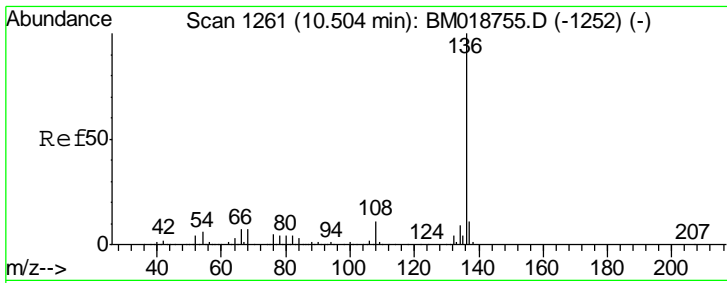
Tgt Ion	Resp	Lower	Upper
70	100		
42	37.4	29.4	44.0
101	9.0	6.7	10.1
130	17.8	14.0	21.0



#20  
 3+4-Methylphenols  
 Concen: 36.860 ng  
 RT: 8.45 min Scan# 912  
 Delta R.T. -0.01 min  
 Lab File: BM019063.D  
 Acq: 06 Mar 2019 09:23

Tgt Ion	Resp	Lower	Upper
107	100		
108	91.7	67.3	107.3
77	37.4	18.0	58.0
79	33.2	12.8	52.8



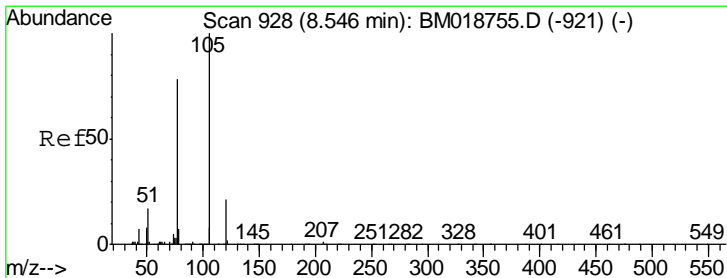
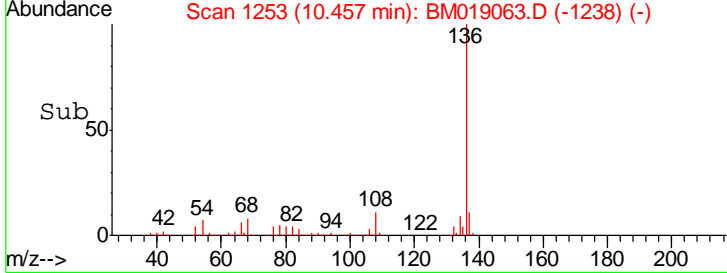
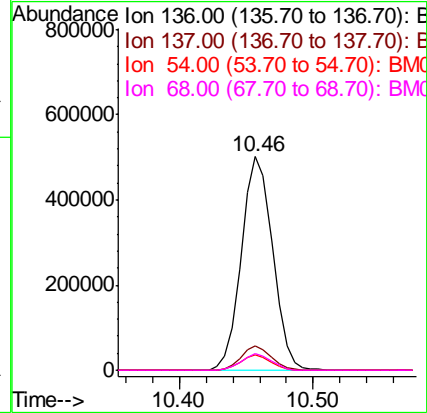
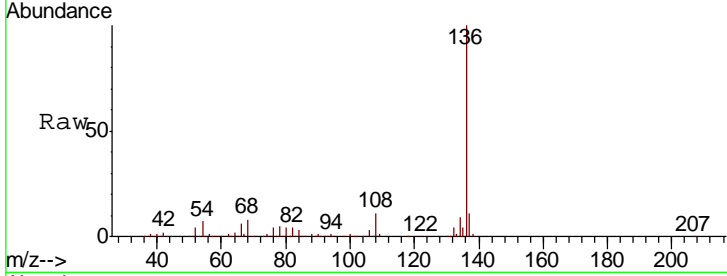


#21  
 Naphthalene-d8  
 Concen: 20.000 ng  
 RT: 10.46 min Scan# 1253  
 Delta R.T. -0.01 min  
 Lab File: BM019063.D  
 Acq: 06 Mar 2019 09:23

Instrument :  
 BNA\_M  
 ClientSampled :  
 EXT-028-SW002-022719MSD

Tgt Ion:136 Resp: 812678


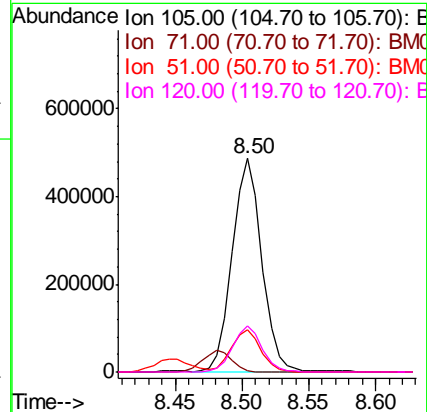
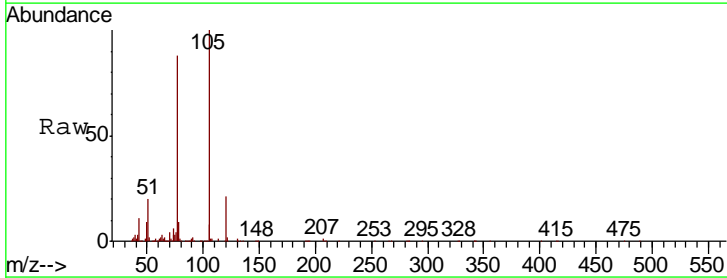
Ion	Ratio	Lower	Upper
136	100		
137	11.2	8.8	13.2
54	7.3	5.0	7.6
68	7.7	5.5	8.3

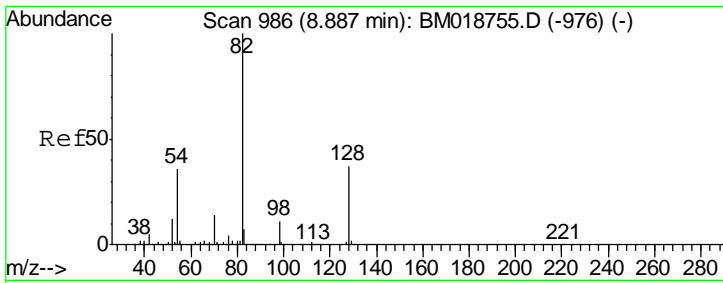


#22  
 Acetophenone  
 Concen: 33.656 ng  
 RT: 8.50 min Scan# 921  
 Delta R.T. -0.01 min  
 Lab File: BM019063.D  
 Acq: 06 Mar 2019 09:23

Tgt Ion:105 Resp: 751115

Ion	Ratio	Lower	Upper
105	100		
71	0.8	1.1	1.7#
51	19.9	15.5	23.3
120	21.4	17.0	25.4

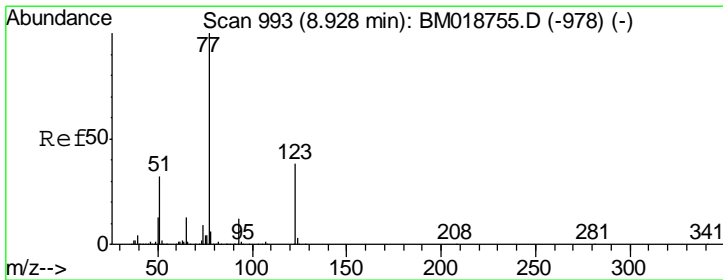
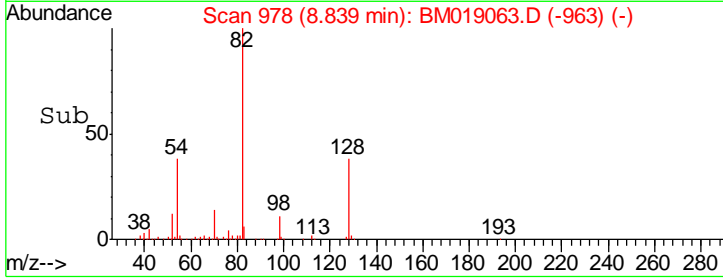
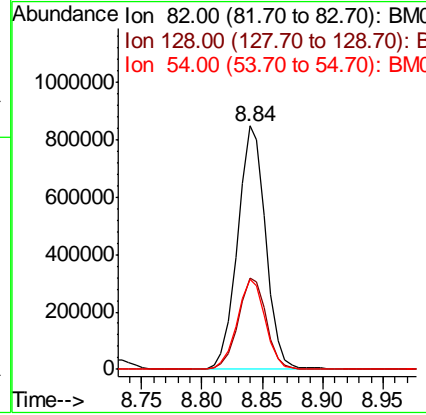
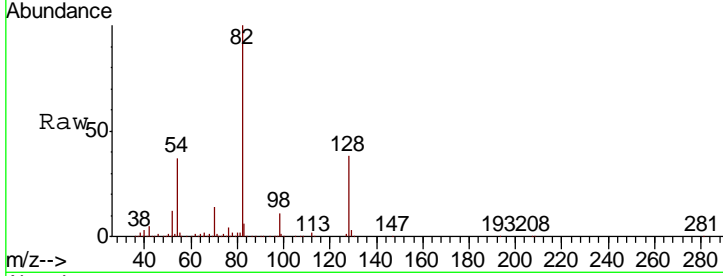




#23  
 Nitrobenzene-d5  
 Concen: 78.308 ng  
 RT: 8.84 min Scan# 978  
 Delta R.T. -0.01 min  
 Lab File: BM019063.D  
 Acq: 06 Mar 2019 09:23

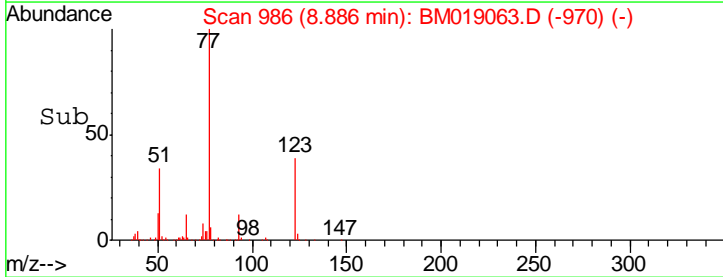
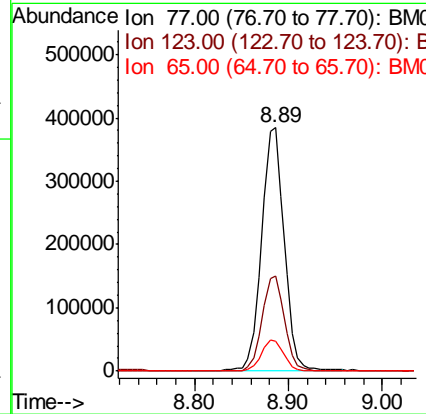
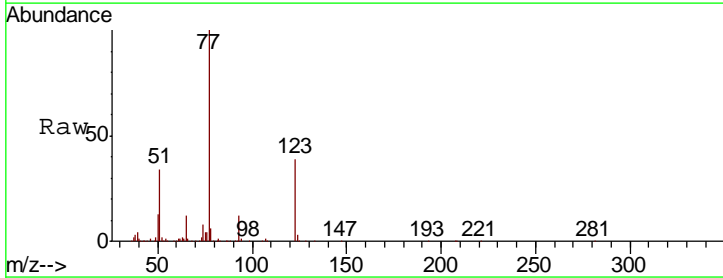
**Instrument :**  
 BNA\_M  
**ClientSampled :**  
 EXT-028-SW002-022719MSD

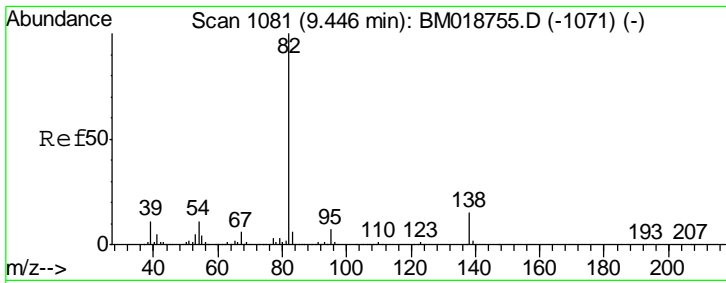
Tgt Ion	Resp	Lower	Upper
82	1376322		
128	37.6	29.9	44.9
54	37.2	29.1	43.7



#24  
 Nitrobenzene  
 Concen: 35.022 ng  
 RT: 8.89 min Scan# 986  
 Delta R.T. -0.01 min  
 Lab File: BM019063.D  
 Acq: 06 Mar 2019 09:23

Tgt Ion	Resp	Lower	Upper
77	638925		
123	39.3	30.7	46.1
65	12.3	10.5	15.7

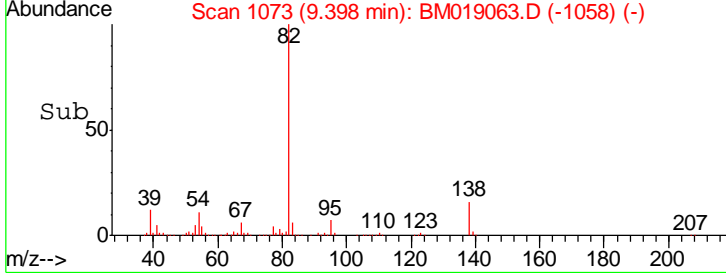
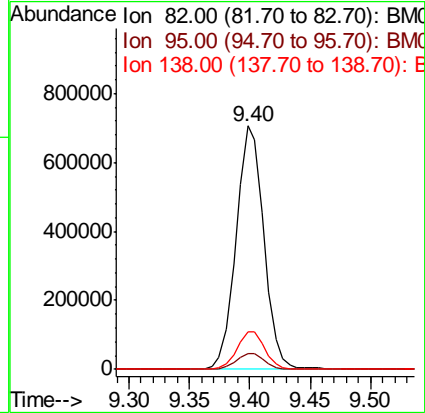
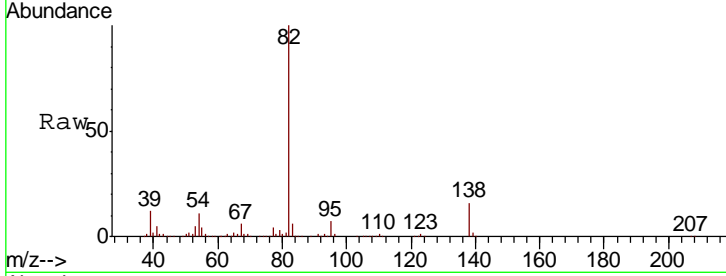




#25  
 Isophorone  
 Concen: 40.249 ng  
 RT: 9.40 min Scan# 1073  
 Delta R.T. -0.01 min  
 Lab File: BM019063.D  
 Acq: 06 Mar 2019 09:23

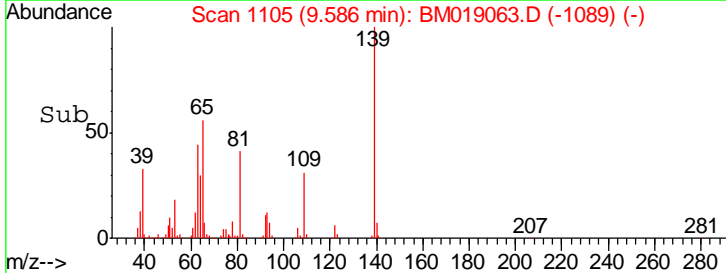
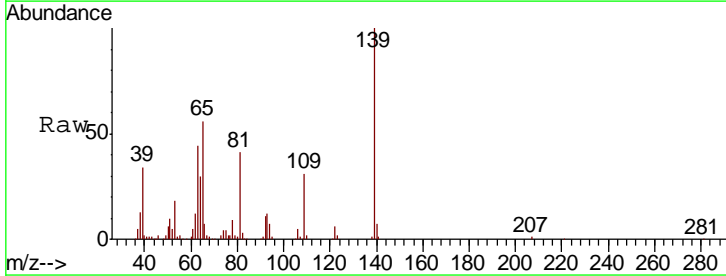
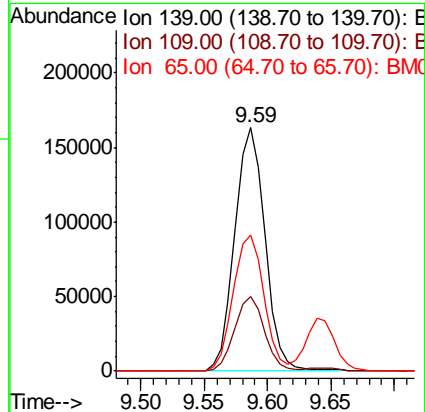
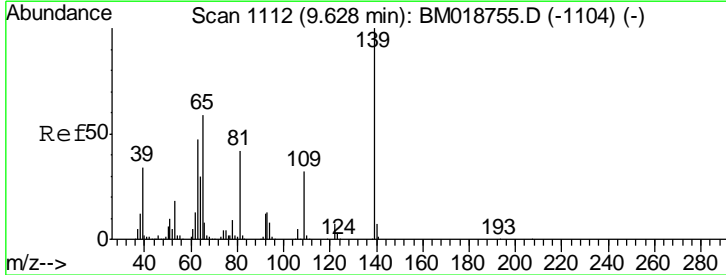
**Instrument :**  
 BNA\_M  
**ClientSampled :**  
 EXT-028-SW002-022719MSD

Tgt Ion	Resp	Lower	Upper
82	1128731		
95	6.7	5.7	8.5
138	15.6	12.3	18.5

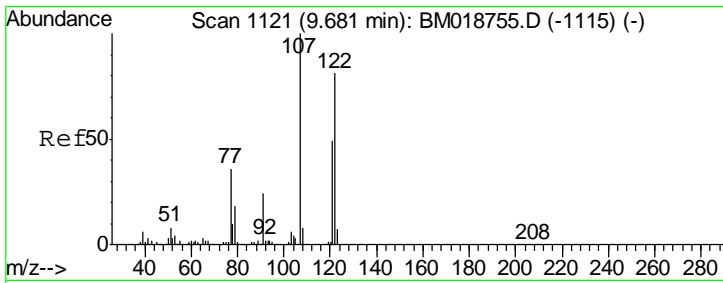


#26  
 2-Nitrophenol  
 Concen: 37.136 ng  
 RT: 9.59 min Scan# 1105  
 Delta R.T. -0.01 min  
 Lab File: BM019063.D  
 Acq: 06 Mar 2019 09:23

Tgt Ion	Resp	Lower	Upper
139	269804		
109	30.8	25.2	37.8
65	55.7	47.0	70.4



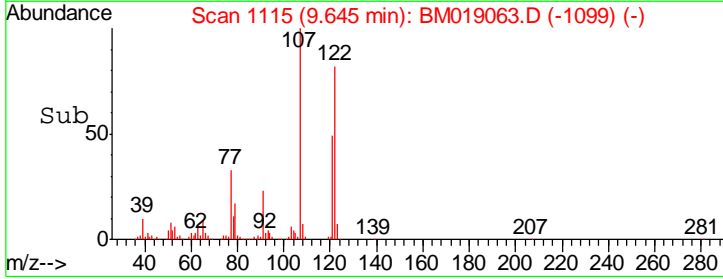
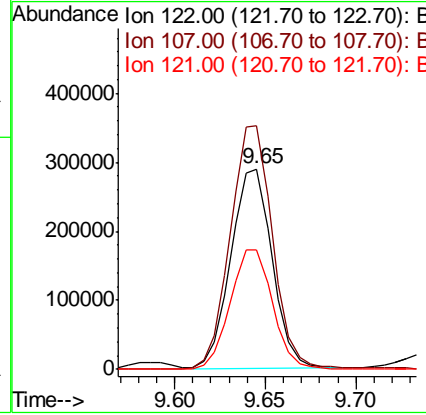
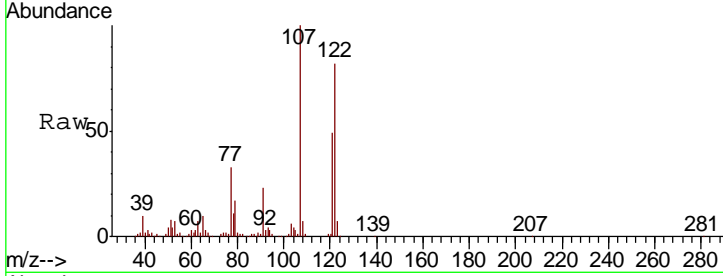




#27  
 2,4-Dimethylphenol  
 Concen: 43.238 ng  
 RT: 9.65 min Scan# 1115  
 Delta R.T. -0.01 min  
 Lab File: BM019063.D  
 Acq: 06 Mar 2019 09:23

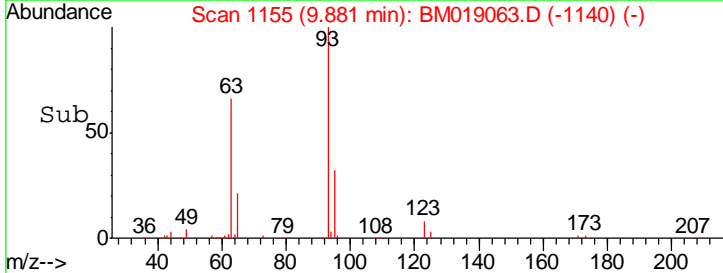
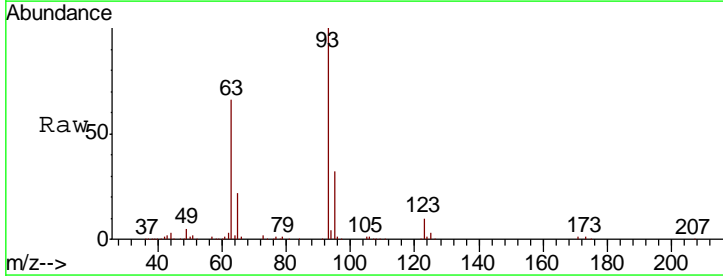
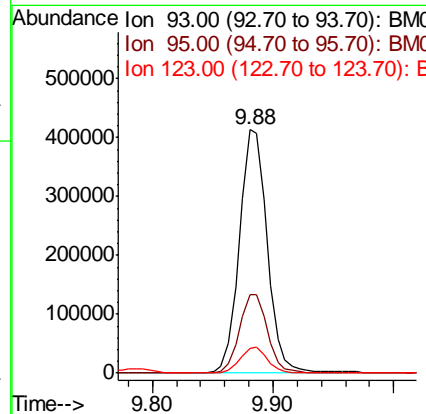
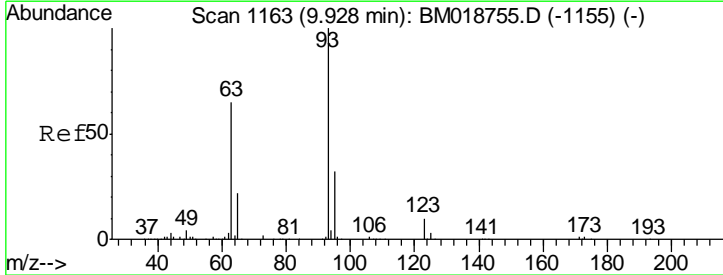
**Instrument :**  
 BNA\_M  
**ClientSampleId :**  
 EXT-028-SW002-022719MSD

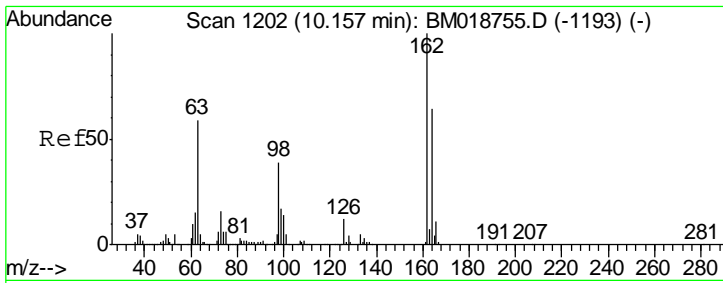
Tgt Ion	Resp	Lower	Upper
122	458813		
122	100		
107	121.3	97.6	146.4
121	59.5	47.9	71.9



#28  
 bis(2-Chloroethoxy)methane  
 Concen: 36.870 ng  
 RT: 9.88 min Scan# 1155  
 Delta R.T. -0.01 min  
 Lab File: BM019063.D  
 Acq: 06 Mar 2019 09:23

Tgt Ion	Resp	Lower	Upper
93	668636		
93	100		
95	32.3	25.6	38.4
123	9.9	8.2	12.4

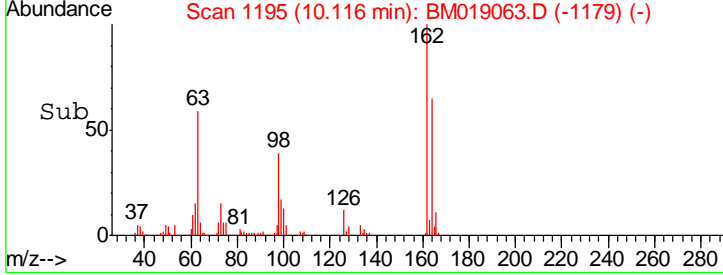
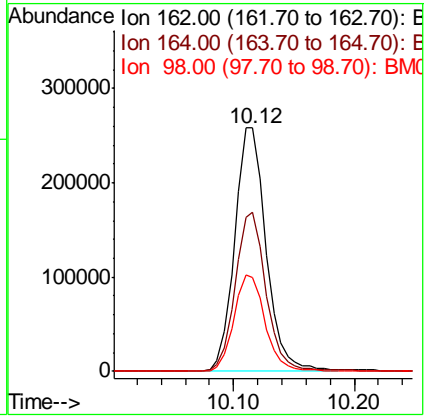
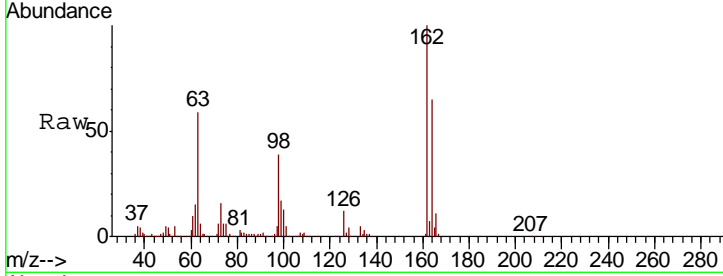




#29  
 2,4-Dichlorophenol  
 Concen: 38.528 ng  
 RT: 10.12 min Scan# 1195  
 Delta R.T. -0.01 min  
 Lab File: BM019063.D  
 Acq: 06 Mar 2019 09:23

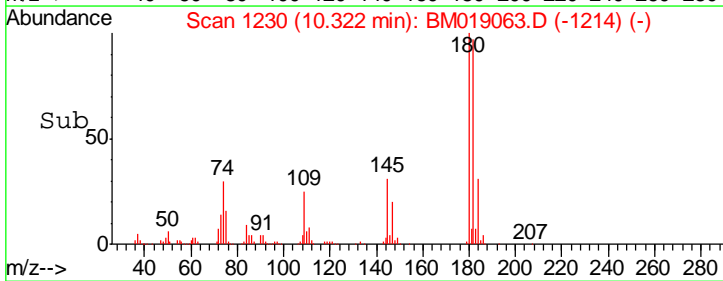
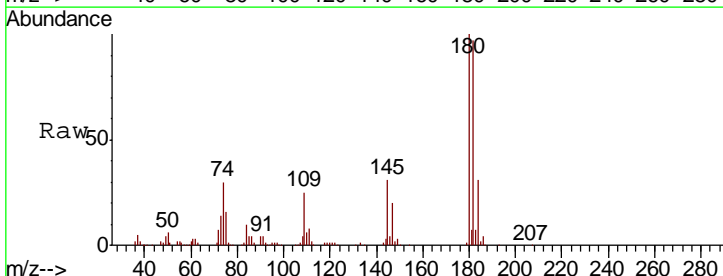
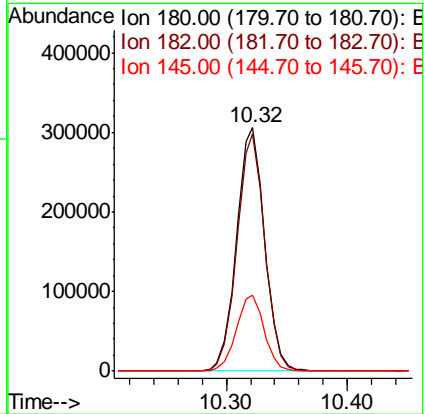
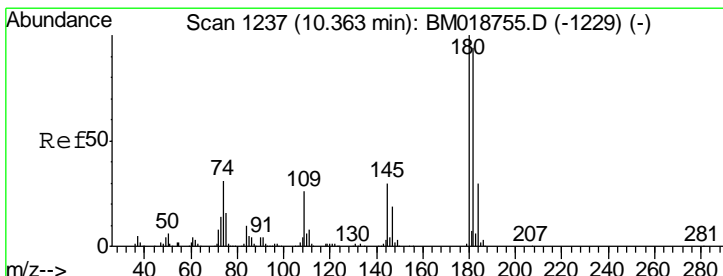
**Instrument :**  
 BNA\_M  
**ClientSampled :**  
 EXT-028-SW002-022719MSD

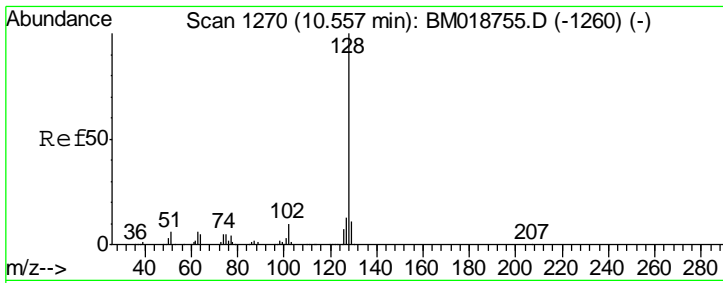
Tgt Ion	Resp	Lower	Upper
162	100		
164	65.3	44.1	84.1
98	38.8	19.4	59.4



#30  
 1,2,4-Trichlorobenzene  
 Concen: 35.150 ng  
 RT: 10.32 min Scan# 1230  
 Delta R.T. -0.01 min  
 Lab File: BM019063.D  
 Acq: 06 Mar 2019 09:23

Tgt Ion	Resp	Lower	Upper
180	100		
182	97.3	75.0	112.6
145	31.1	24.1	36.1

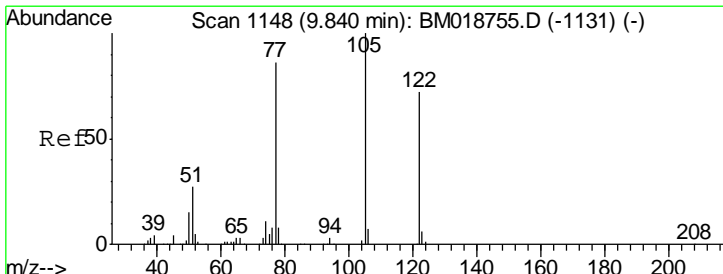
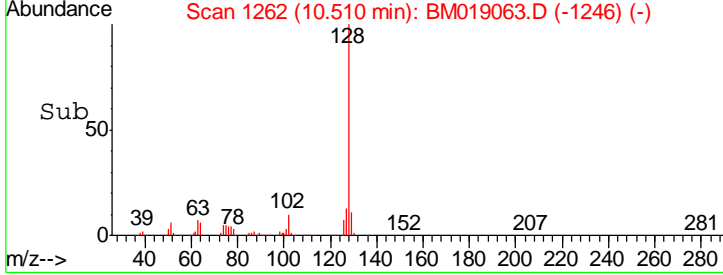
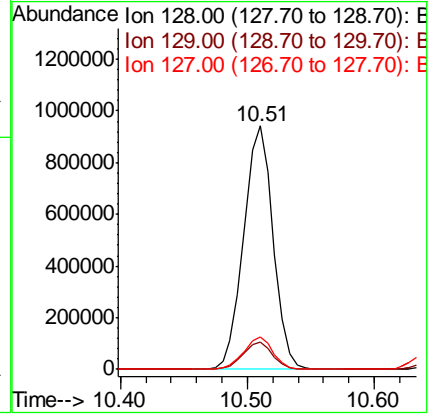
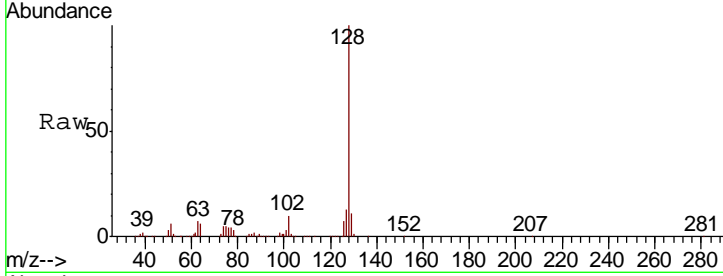




#31  
 Naphthalene  
 Concen: 38.245 ng  
 RT: 10.51 min Scan# 1262  
 Delta R.T. -0.01 min  
 Lab File: BM019063.D  
 Acq: 06 Mar 2019 09:23

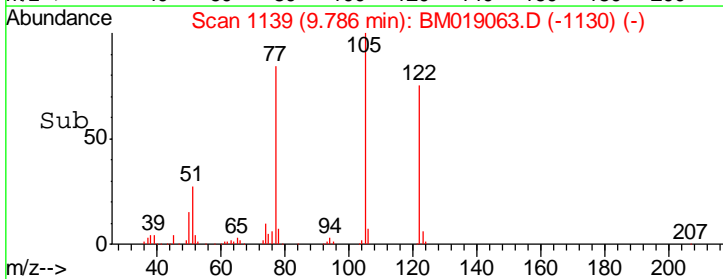
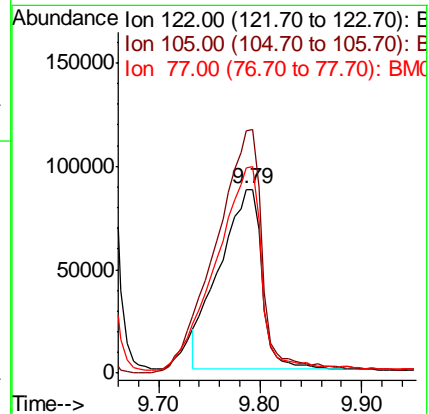
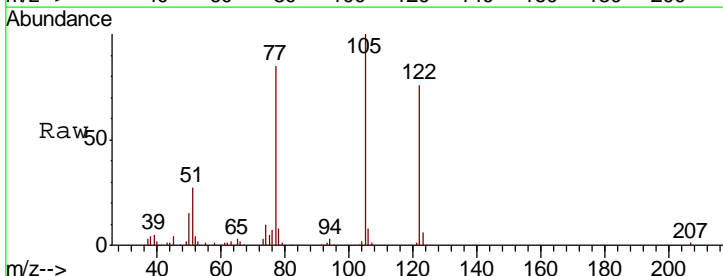
Instrument :  
 BNA\_M  
 ClientSampleId :  
 EXT-028-SW002-022719MSD

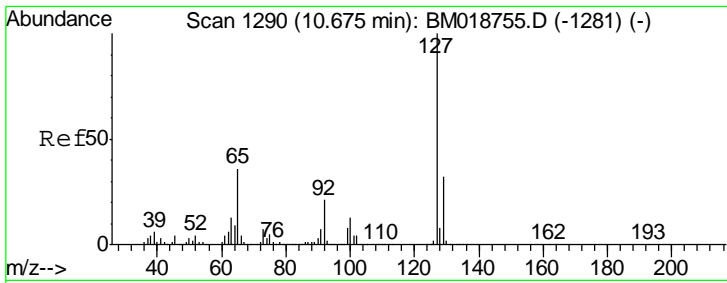
Tgt Ion	Resp	Lower	Upper
128	1515853		
129	11.0	9.0	13.4
127	13.1	10.7	16.1



#32  
 Benzoic acid  
 Concen: 27.273 ng  
 RT: 9.79 min Scan# 1139  
 Delta R.T. -0.05 min  
 Lab File: BM019063.D  
 Acq: 06 Mar 2019 09:23

Tgt Ion	Resp	Lower	Upper
122	252454		
105	131.8	117.5	157.5
77	112.0	98.5	138.5

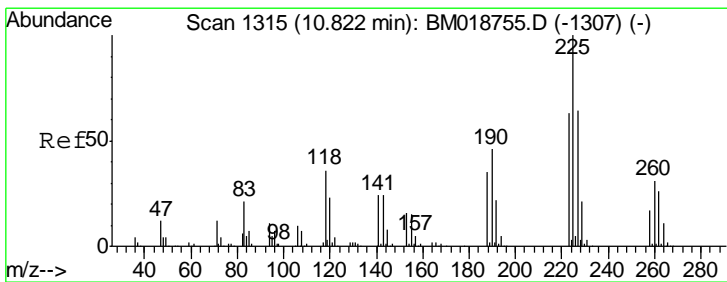
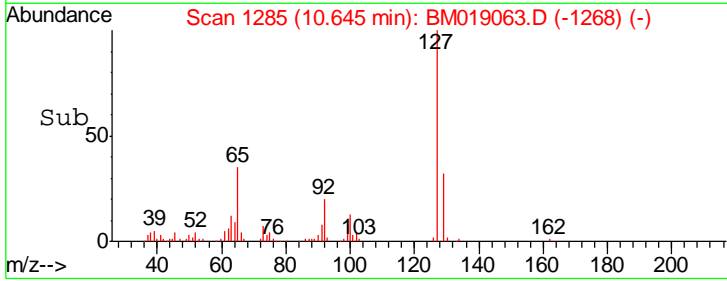
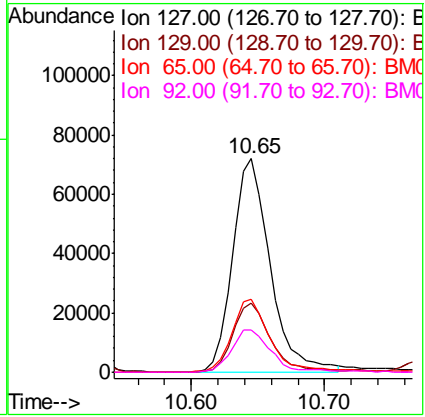
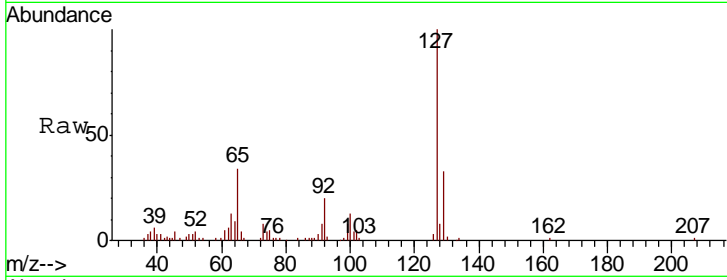




#33  
 4-Chloroaniline  
 Concen: 7.965 ng  
 RT: 10.65 min Scan# 1285  
 Delta R.T. -0.00 min  
 Lab File: BM019063.D  
 Acq: 06 Mar 2019 09:23

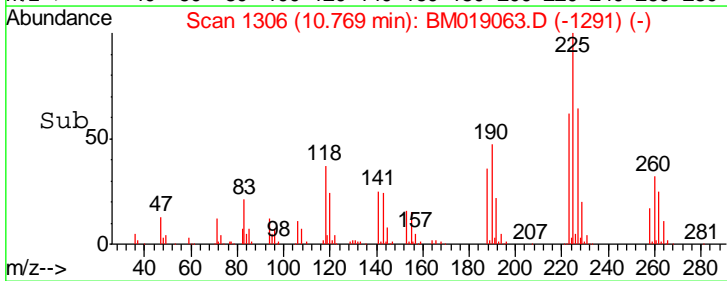
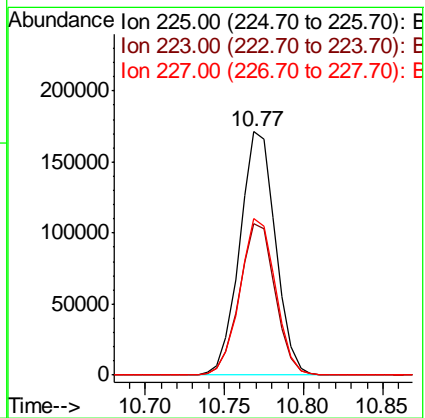
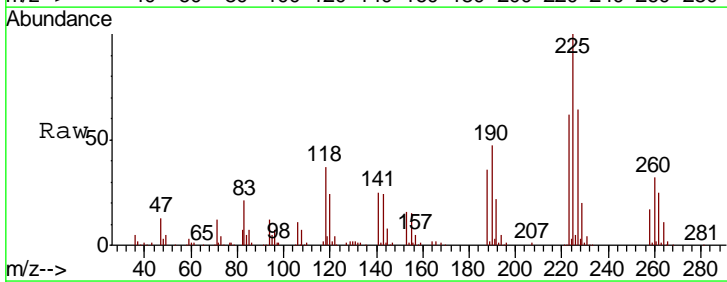
**Instrument :**  
 BNA\_M  
**ClientSampled :**  
 EXT-028-SW002-022719MSD

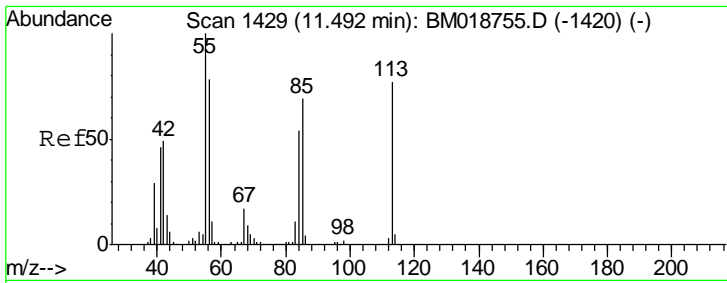
Tgt Ion	Resp	Lower	Upper
127	141114		
129	32.6	25.7	38.5
65	34.2	28.7	43.1
92	19.6	17.0	25.4



#34  
 Hexachlorobutadiene  
 Concen: 32.759 ng  
 RT: 10.77 min Scan# 1306  
 Delta R.T. -0.01 min  
 Lab File: BM019063.D  
 Acq: 06 Mar 2019 09:23

Tgt Ion	Resp	Lower	Upper
225	267562		
223	62.0	50.1	75.1
227	64.4	51.4	77.0

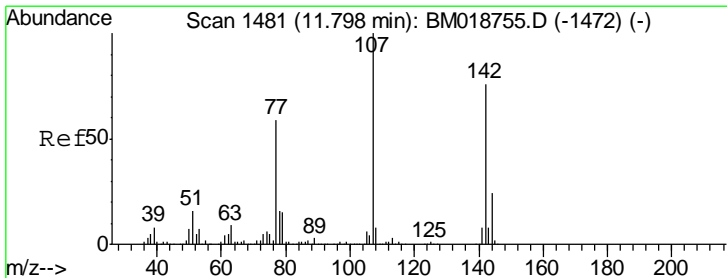
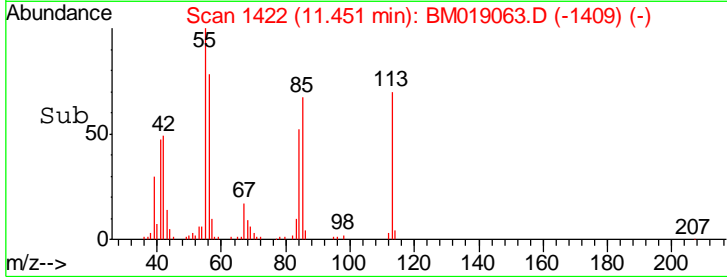
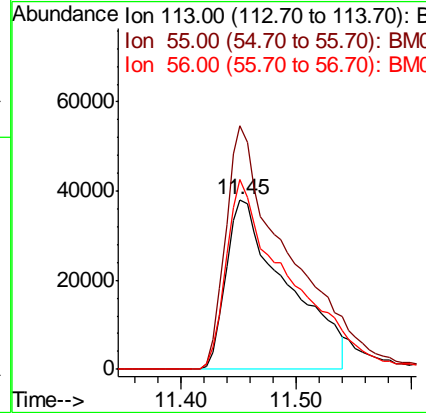
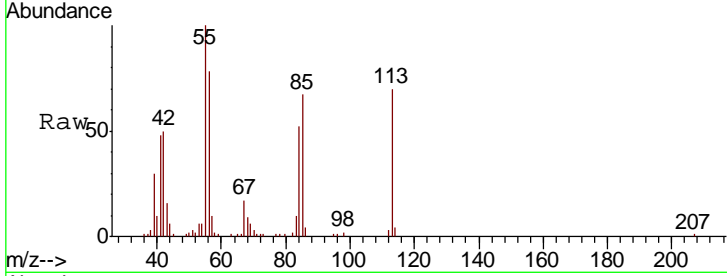




#35  
 Caprolactam  
 Concen: 27.919 ng  
 RT: 11.45 min Scan# 1422  
 Delta R.T. -0.02 min  
 Lab File: BM019063.D  
 Acq: 06 Mar 2019 09:23

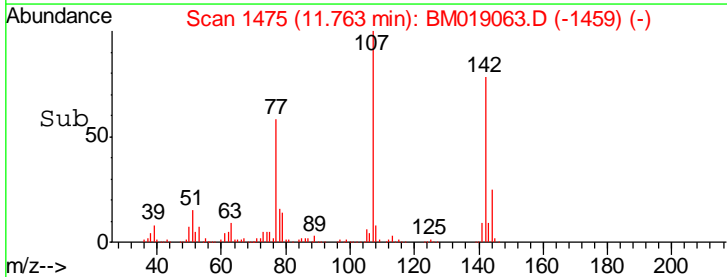
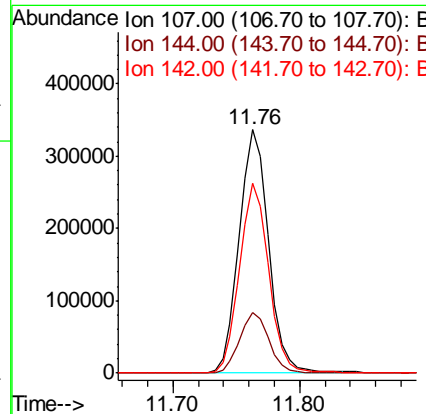
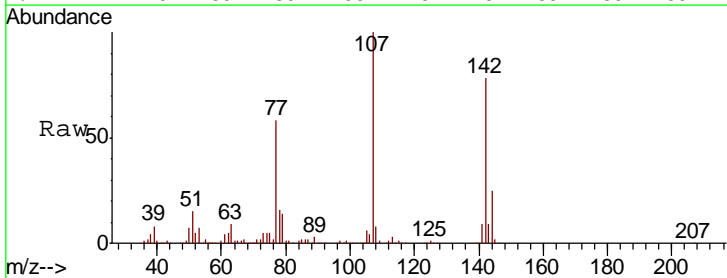
Instrument :  
 BNA\_M  
 ClientSampleId :  
 EXT-028-SW002-022719MSD

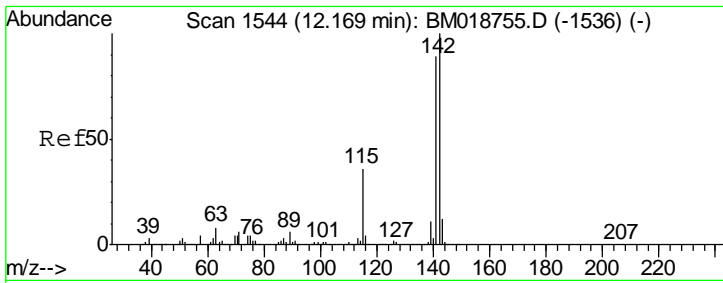
Tgt Ion	Resp	Lower	Upper
113	138830		
55	143.7	110.7	150.7
56	111.9	82.4	122.4



#36  
 4-Chloro-3-methylphenol  
 Concen: 36.881 ng  
 RT: 11.76 min Scan# 1475  
 Delta R.T. -0.01 min  
 Lab File: BM019063.D  
 Acq: 06 Mar 2019 09:23

Tgt Ion	Resp	Lower	Upper
107	541793		
144	25.0	19.3	28.9
142	77.8	60.5	90.7

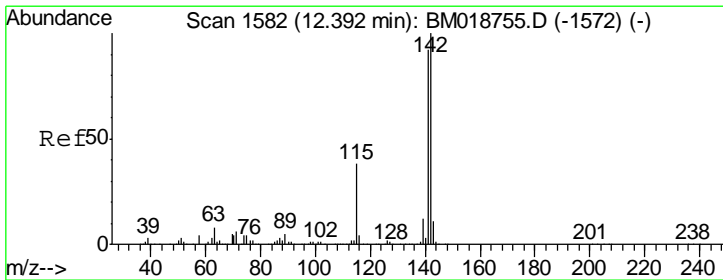
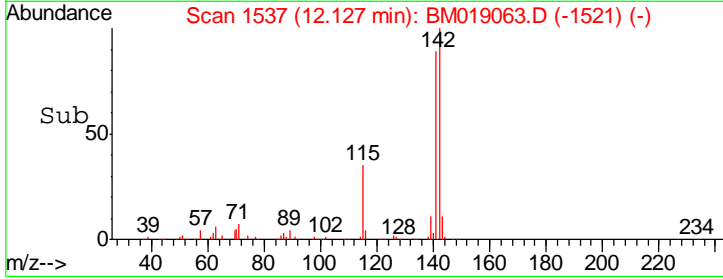
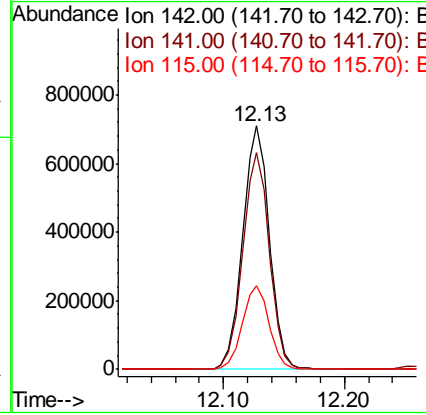
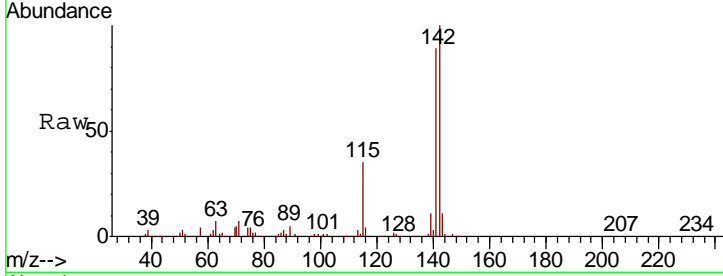




#37  
 2-Methylnaphthalene  
 Concen: 39.162 ng  
 RT: 12.13 min Scan# 1537  
 Delta R.T. -0.01 min  
 Lab File: BM019063.D  
 Acq: 06 Mar 2019 09:23

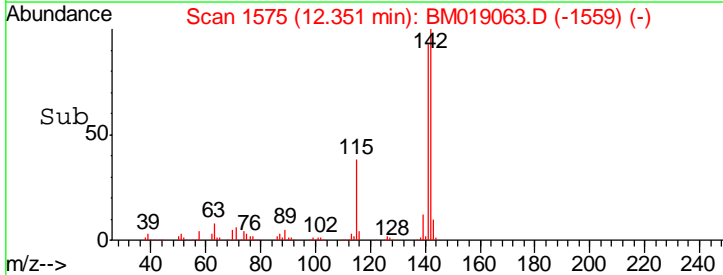
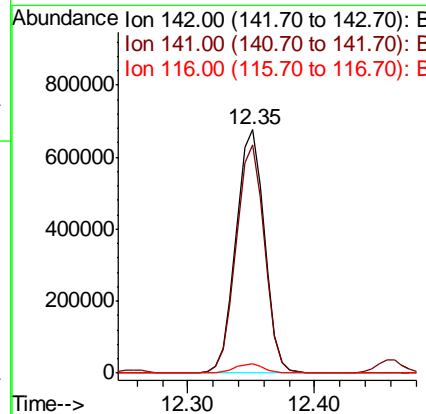
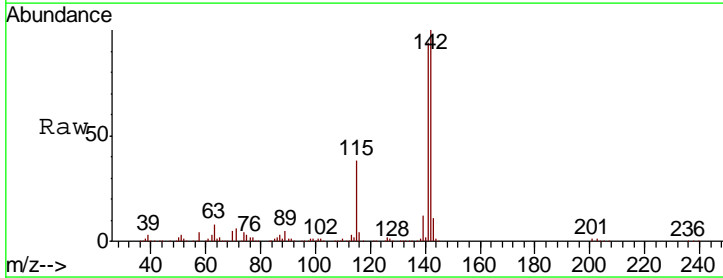
Instrument :  
 BNA\_M  
 ClientSampled :  
 EXT-028-SW002-022719MSD

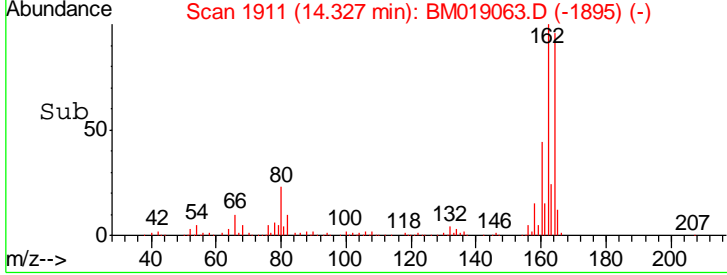
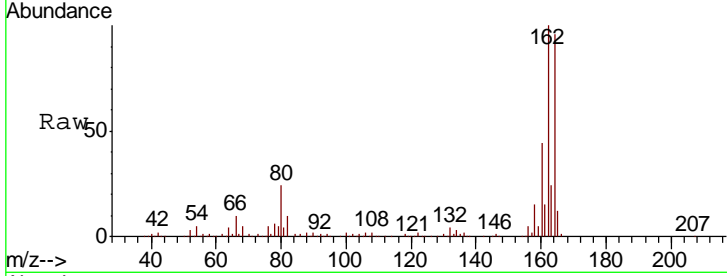
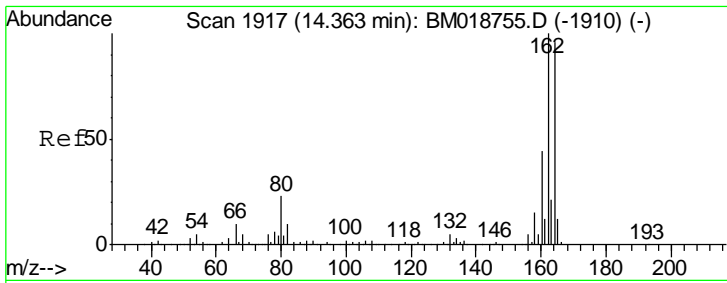
Tgt Ion	Resp	Lower	Upper
142	1092836		
141	89.2	71.2	106.8
115	34.6	29.1	43.7



#38  
 1-Methylnaphthalene  
 Concen: 38.246 ng  
 RT: 12.35 min Scan# 1575  
 Delta R.T. -0.01 min  
 Lab File: BM019063.D  
 Acq: 06 Mar 2019 09:23

Tgt Ion	Resp	Lower	Upper
142	1043666		
141	93.7	73.9	110.9
116	3.8	3.0	4.4

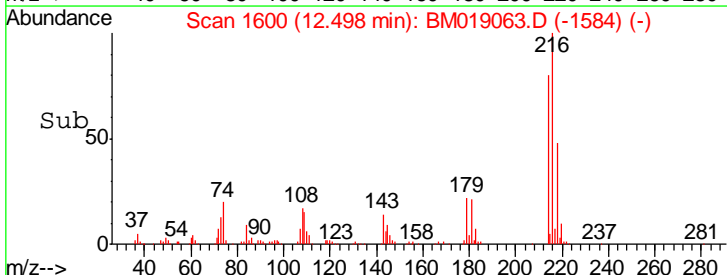
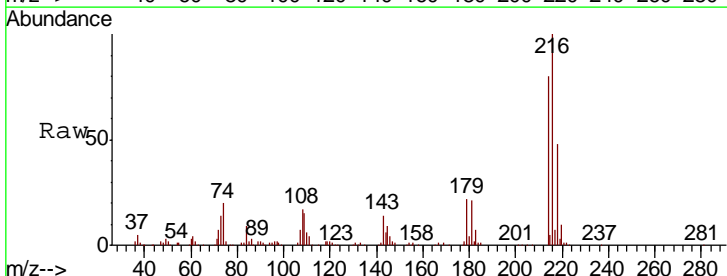
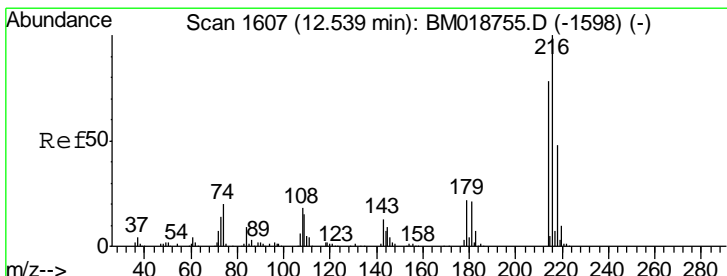
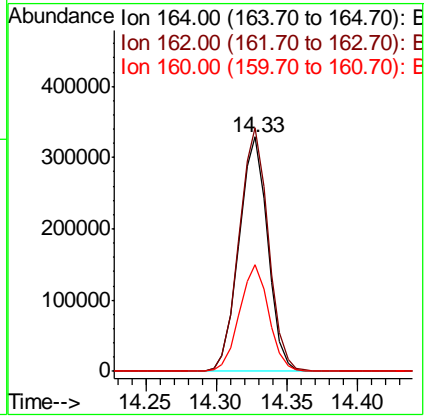




#39  
 Acenaphthene-d10  
 Concen: 20.000 ng  
 RT: 14.33 min Scan# 1911  
 Delta R.T. -0.01 min  
 Lab File: BM019063.D  
 Acq: 06 Mar 2019 09:23

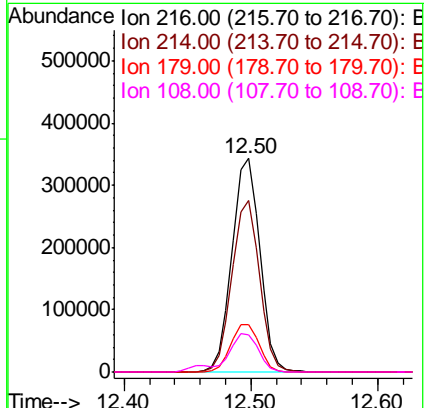
Instrument :  
 BNA\_M  
 ClientSampleId :  
 EXT-028-SW002-022719MSD

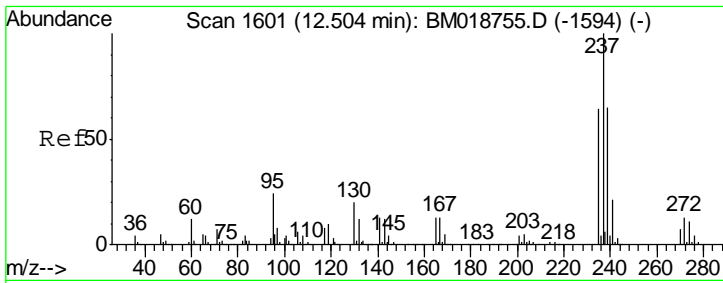
Tgt Ion	Resp	Lower	Upper
164	100		
162	103.9	83.4	125.0
160	45.6	36.6	55.0



#40  
 1,2,4,5-Tetrachlorobenzene  
 Concen: 34.868 ng  
 RT: 12.50 min Scan# 1600  
 Delta R.T. -0.01 min  
 Lab File: BM019063.D  
 Acq: 06 Mar 2019 09:23

Tgt Ion	Resp	Lower	Upper
216	100		
214	79.6	63.2	94.8
179	22.8	17.8	26.8
108	21.0	16.4	24.6

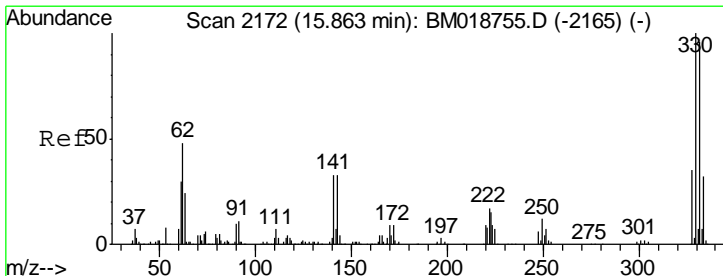
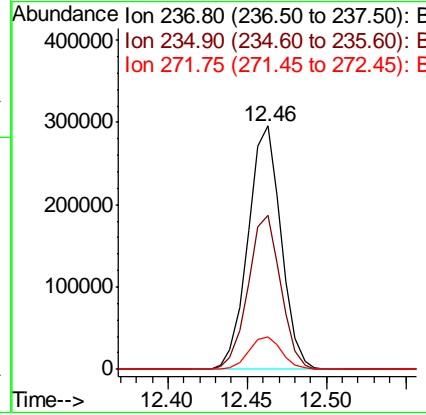
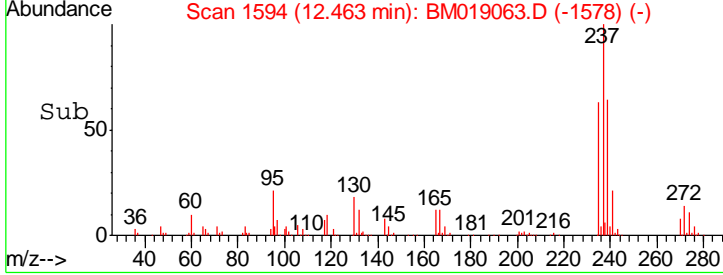
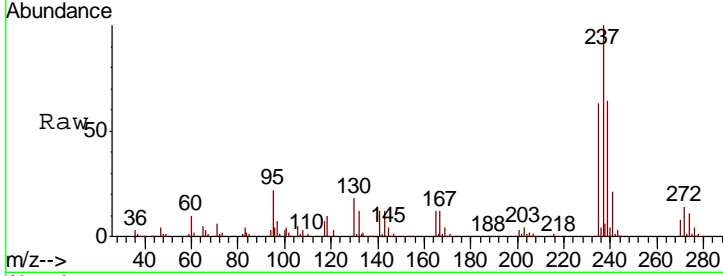




#41  
 Hexachlorocyclopentadiene  
 Concen: 55.872 ng  
 RT: 12.46 min Scan# 1594  
 Delta R.T. -0.01 min  
 Lab File: BM019063.D  
 Acq: 06 Mar 2019 09:23

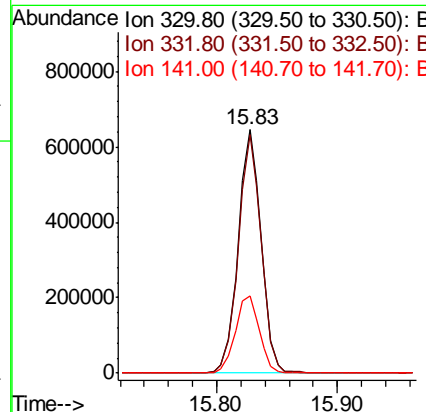
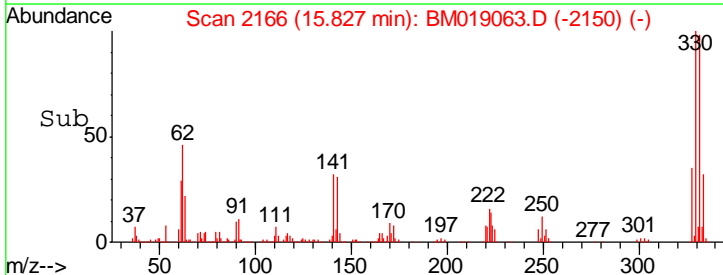
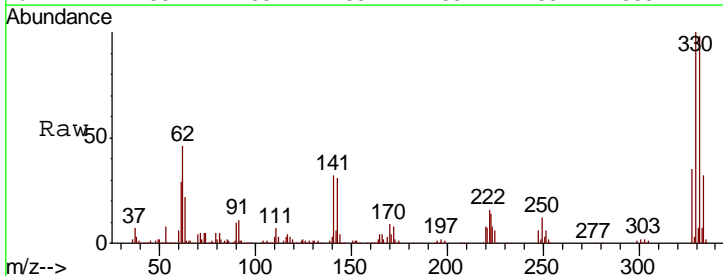
Instrument :  
 BNA\_M  
 ClientSampleId :  
 EXT-028-SW002-022719MSD

Tgt Ion	Resp	Lower	Upper
237	426903		
235	63.3	43.7	83.7
272	13.5	0.0	33.3

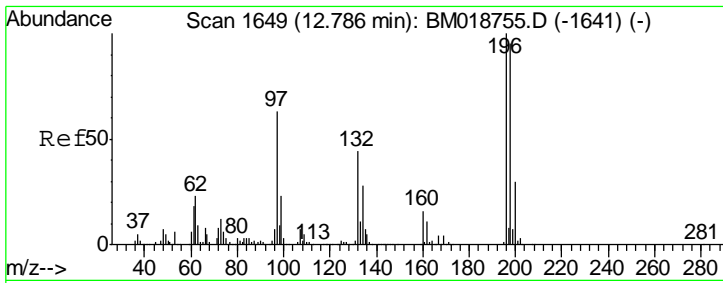


#42  
 2,4,6-Tribromophenol  
 Concen: 127.083 ng  
 RT: 15.83 min Scan# 2166  
 Delta R.T. -0.01 min  
 Lab File: BM019063.D  
 Acq: 06 Mar 2019 09:23

Tgt Ion	Resp	Lower	Upper
330	855805		
332	97.3	76.9	115.3
141	33.4	28.7	43.1





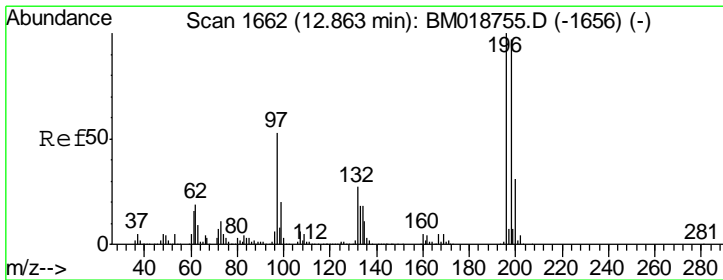
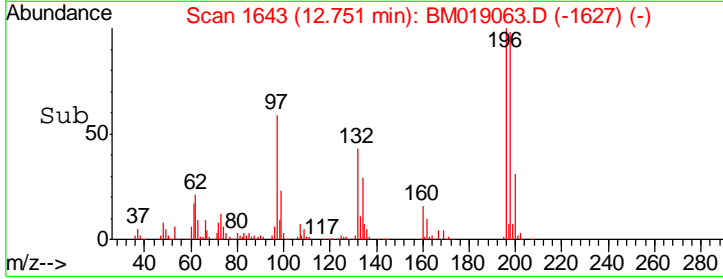
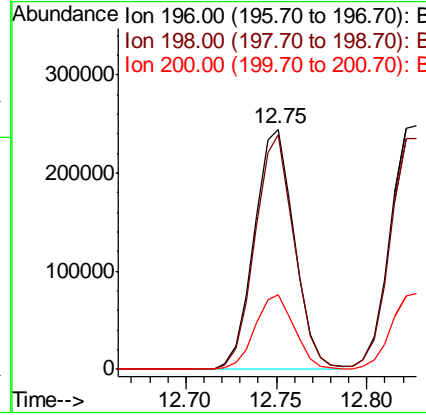
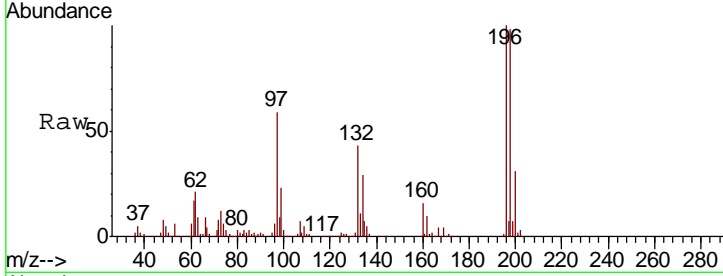


#43  
 2,4,6-Trichlorophenol  
 Concen: 38.017 ng  
 RT: 12.75 min Scan# 1643  
 Delta R.T. -0.01 min  
 Lab File: BM019063.D  
 Acq: 06 Mar 2019 09:23

Instrument :  
 BNA\_M  
 ClientSampleId :  
 EXT-028-SW002-022719MSD

Tgt Ion:196 Resp: 376109

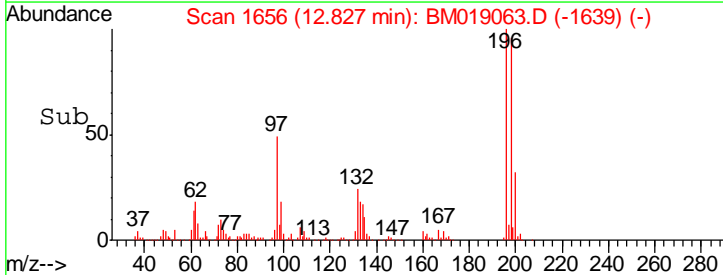
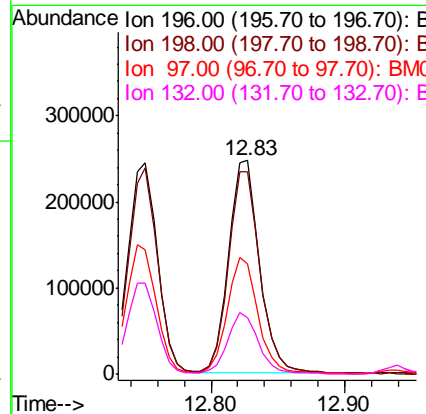
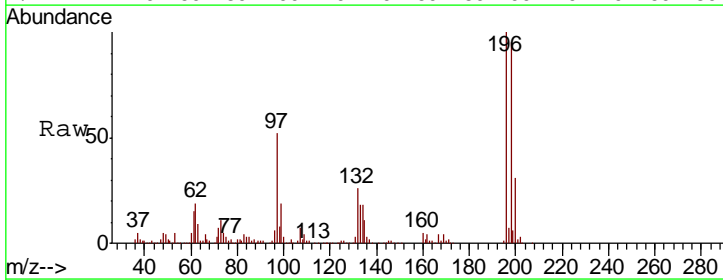
Ion	Ratio	Lower	Upper
196	100		
198	97.9	76.2	114.2
200	31.1	24.2	36.2

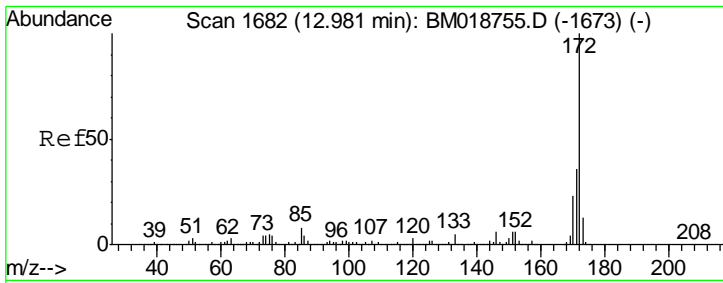


#44  
 2,4,5-Trichlorophenol  
 Concen: 38.737 ng  
 RT: 12.83 min Scan# 1656  
 Delta R.T. -0.00 min  
 Lab File: BM019063.D  
 Acq: 06 Mar 2019 09:23

Tgt Ion:196 Resp: 401686

Ion	Ratio	Lower	Upper
196	100		
198	94.9	77.6	116.4
97	51.8	42.8	64.2
132	26.4	21.8	32.8



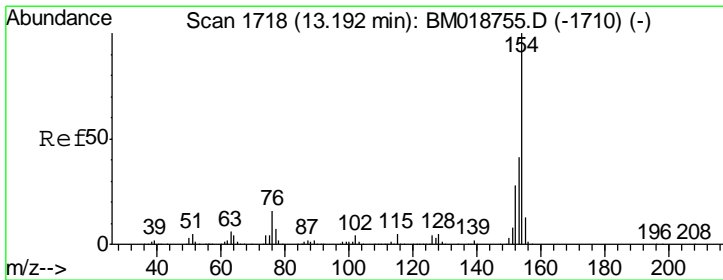
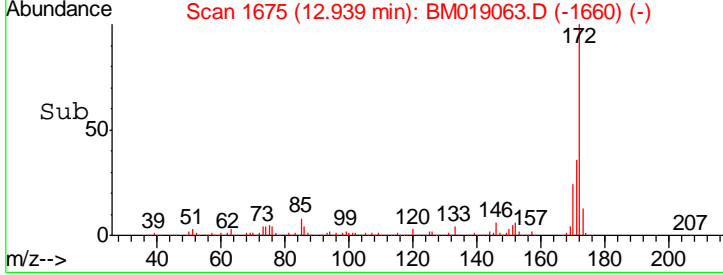
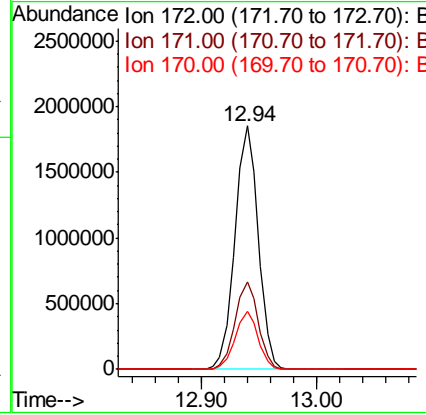
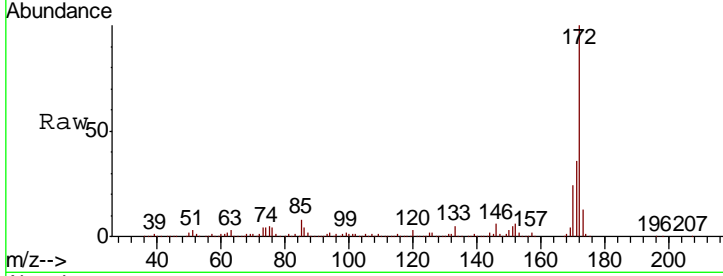


#45  
 2-Fluorobiphenyl  
 Concen: 73.632 ng  
 RT: 12.94 min Scan# 1675  
 Delta R.T. -0.01 min  
 Lab File: BM019063.D  
 Acq: 06 Mar 2019 09:23

Instrument :  
 BNA\_M  
 ClientSampleId :  
 EXT-028-SW002-022719MSD

Tgt Ion:172 Resp: 2591332

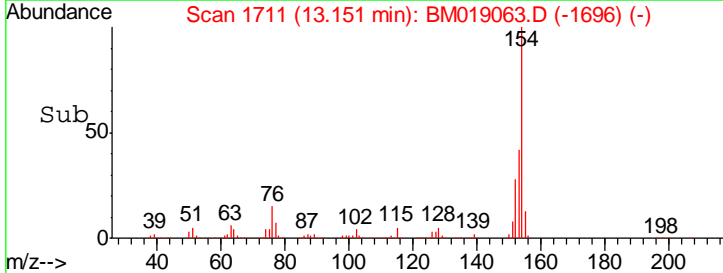
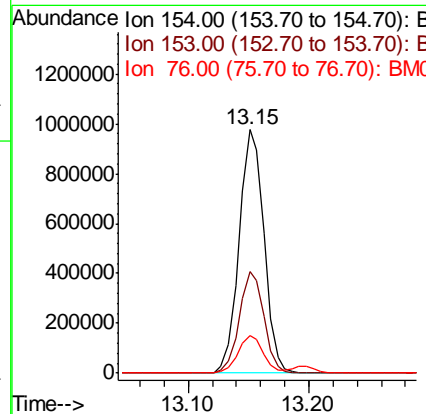
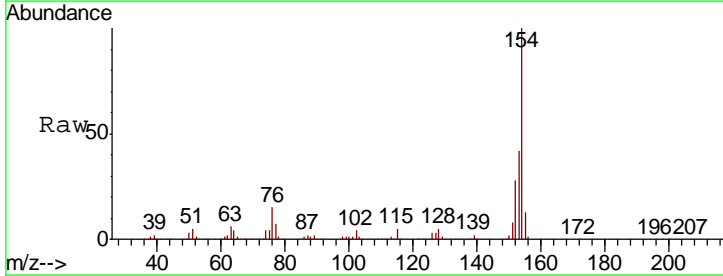
Ion	Ratio	Lower	Upper
172	100		
171	35.7	29.0	43.6
170	23.7	18.6	28.0

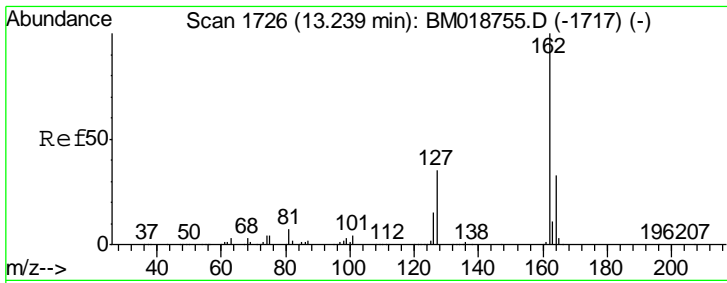


#46  
 1,1'-Biphenyl  
 Concen: 34.923 ng  
 RT: 13.15 min Scan# 1711  
 Delta R.T. -0.01 min  
 Lab File: BM019063.D  
 Acq: 06 Mar 2019 09:23

Tgt Ion:154 Resp: 1404383

Ion	Ratio	Lower	Upper
154	100		
153	41.9	21.1	61.1
76	15.3	0.0	35.7

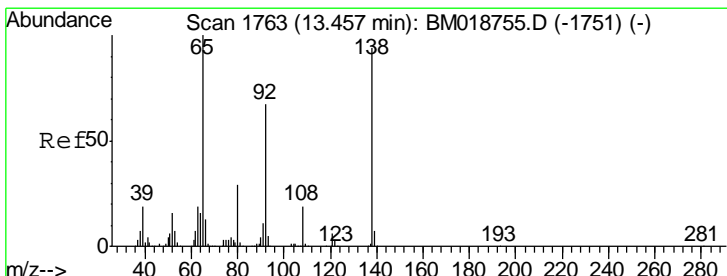
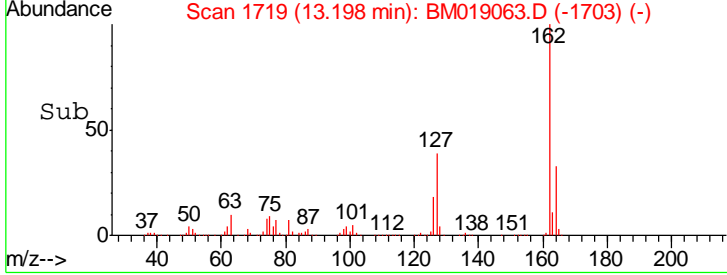
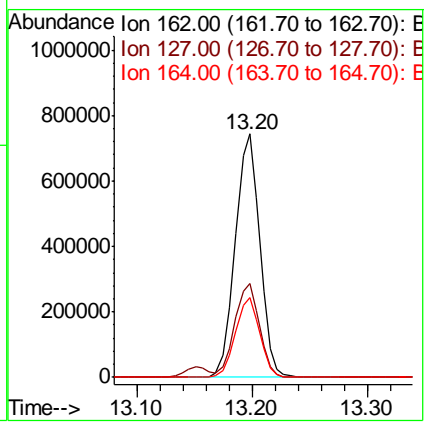
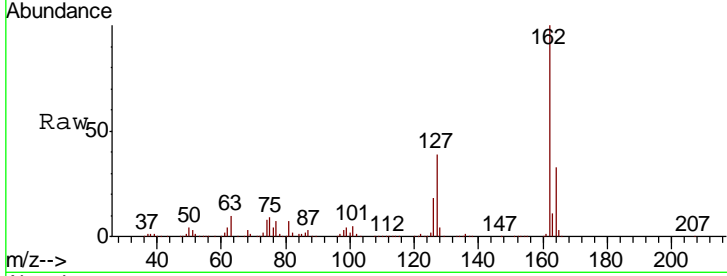




#47  
 2-Chloronaphthalene  
 Concen: 35.199 ng  
 RT: 13.20 min Scan# 1719  
 Delta R.T. -0.01 min  
 Lab File: BM019063.D  
 Acq: 06 Mar 2019 09:23

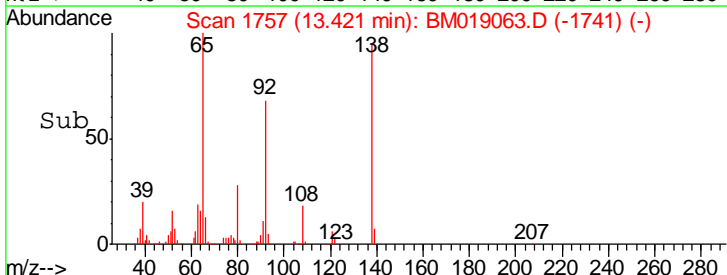
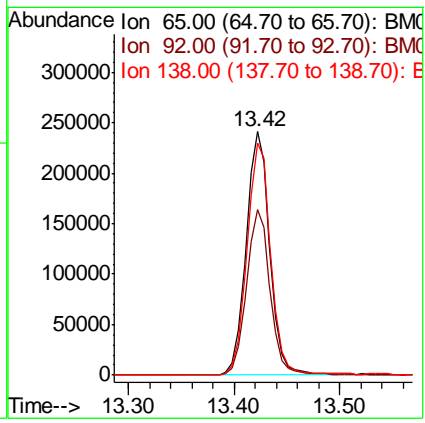
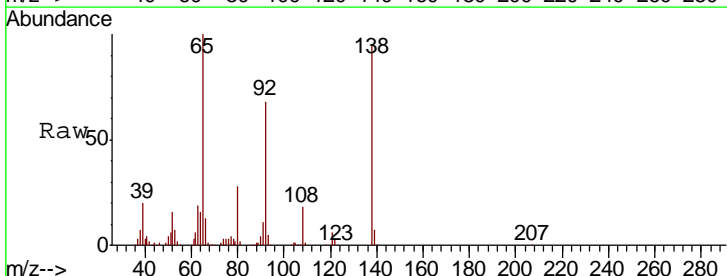
**Instrument :**  
 BNA\_M  
**ClientSampled :**  
 EXT-028-SW002-022719MSD

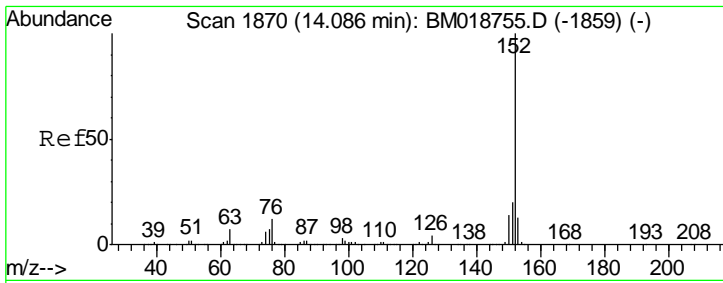
Tgt Ion	Resp	Lower	Upper
162	1093288		
127	38.7	31.1	46.7
164	32.7	26.4	39.6



#48  
 2-Nitroaniline  
 Concen: 36.276 ng  
 RT: 13.42 min Scan# 1757  
 Delta R.T. -0.01 min  
 Lab File: BM019063.D  
 Acq: 06 Mar 2019 09:23

Tgt Ion	Resp	Lower	Upper
65	374212		
92	68.0	54.0	81.0
138	95.4	74.9	112.3



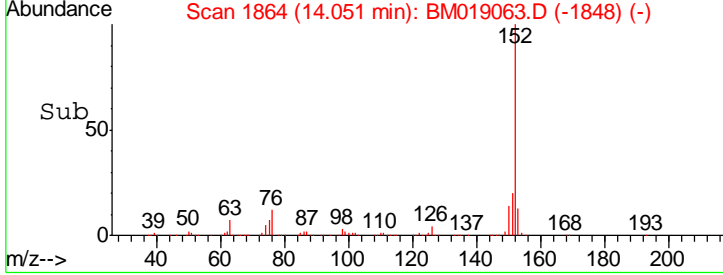
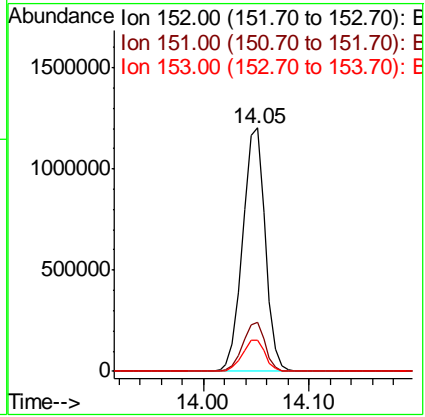
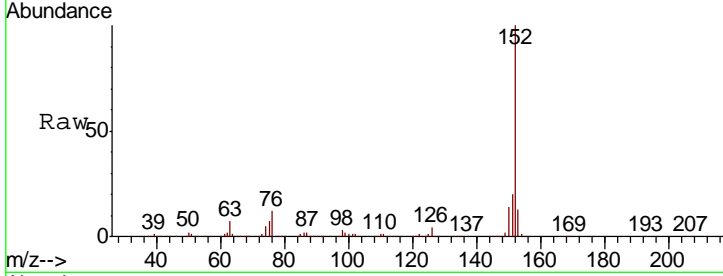


#49  
 Acenaphthylene  
 Concen: 38.415 ng  
 RT: 14.05 min Scan# 1864  
 Delta R.T. -0.01 min  
 Lab File: BM019063.D  
 Acq: 06 Mar 2019 09:23

Instrument :  
 BNA\_M  
 ClientSampled :  
 EXT-028-SW002-022719MSD

Tgt Ion:152 Resp: 1776665

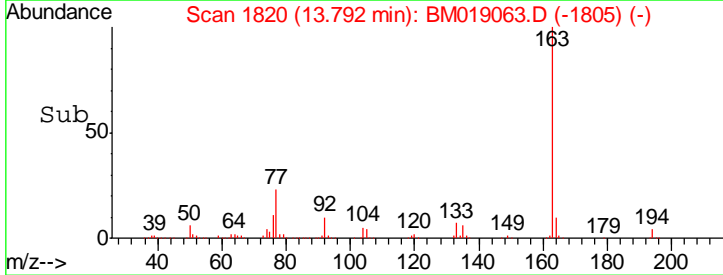
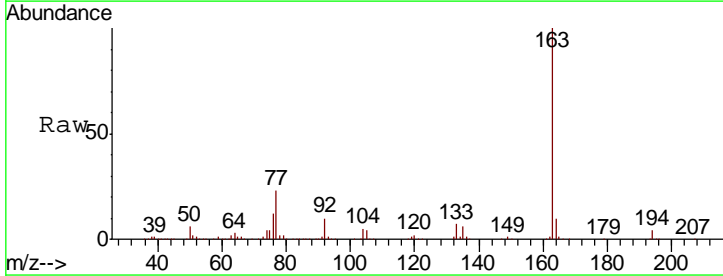
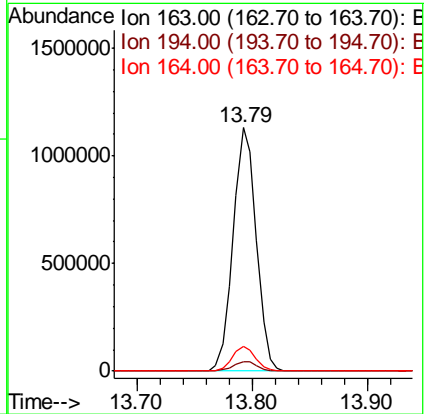
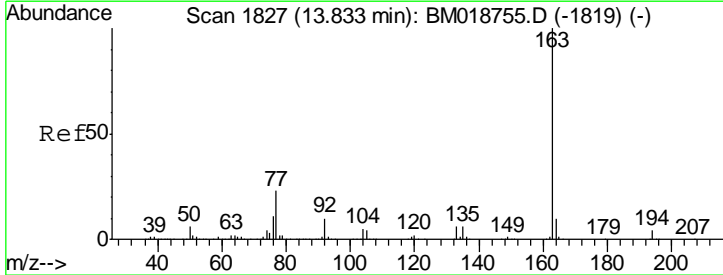
Ion	Ratio	Lower	Upper
152	100		
151	19.9	15.8	23.8
153	13.0	10.5	15.7

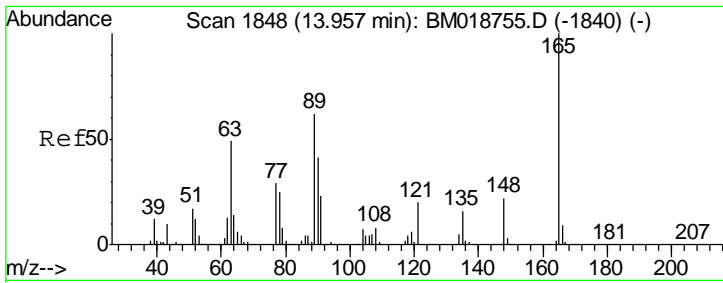


#50  
 Dimethylphthalate  
 Concen: 40.233 ng  
 RT: 13.79 min Scan# 1820  
 Delta R.T. -0.01 min  
 Lab File: BM019063.D  
 Acq: 06 Mar 2019 09:23

Tgt Ion:163 Resp: 1566429

Ion	Ratio	Lower	Upper
163	100		
194	4.0	3.2	4.8
164	10.2	7.8	11.8

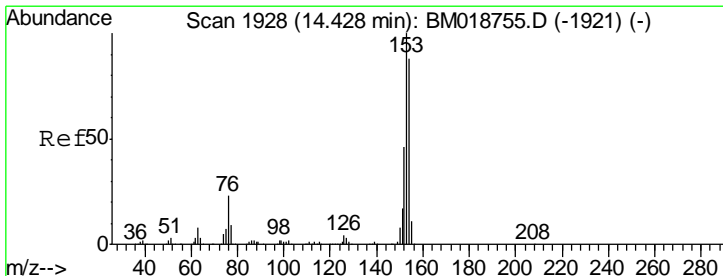
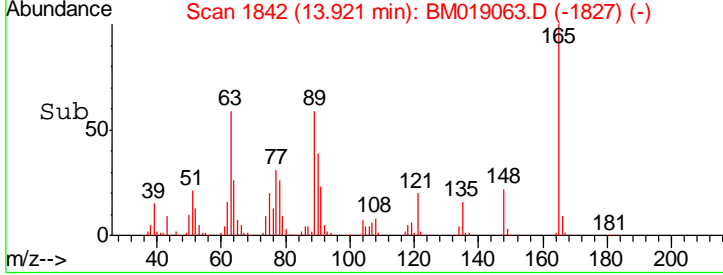
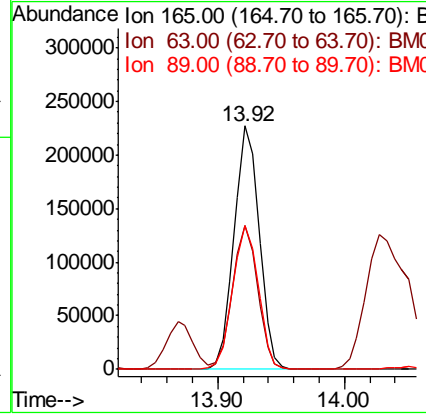
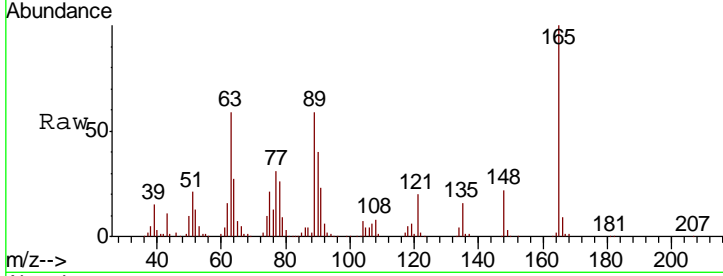




#51  
 2,6-Dinitrotoluene  
 Concen: 36.886 ng  
 RT: 13.92 min Scan# 1842  
 Delta R.T. -0.01 min  
 Lab File: BM019063.D  
 Acq: 06 Mar 2019 09:23

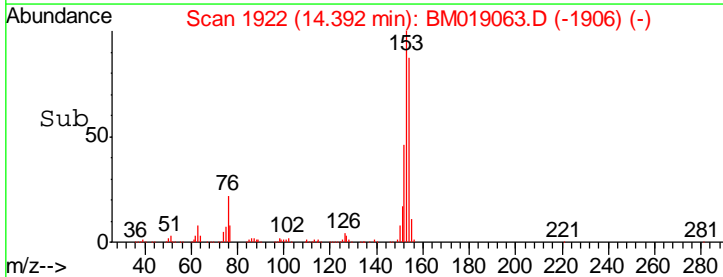
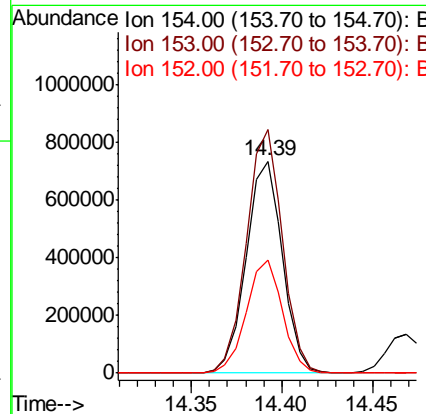
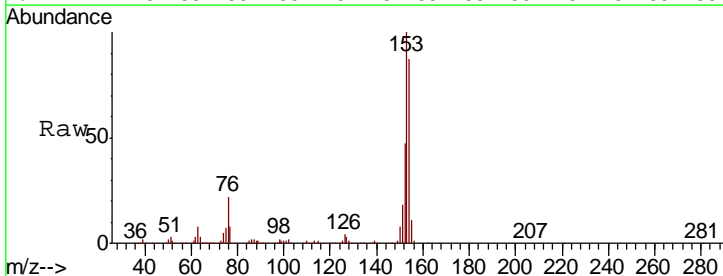
Instrument :  
 BNA\_M  
 ClientSampleId :  
 EXT-028-SW002-022719MSD

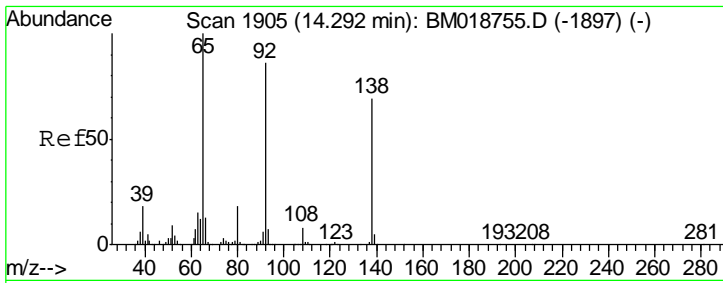
Tgt Ion	Resp	Lower	Upper
165	100		
63	59.2	48.9	73.3
89	58.9	49.4	74.0



#52  
 Acenaphthene  
 Concen: 35.940 ng  
 RT: 14.39 min Scan# 1922  
 Delta R.T. -0.01 min  
 Lab File: BM019063.D  
 Acq: 06 Mar 2019 09:23

Tgt Ion	Resp	Lower	Upper
154	100		
153	115.0	91.3	136.9
152	53.5	42.2	63.4

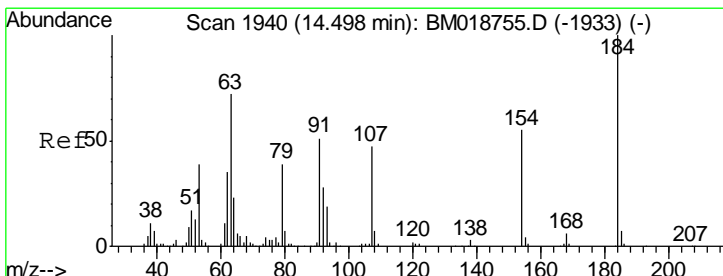
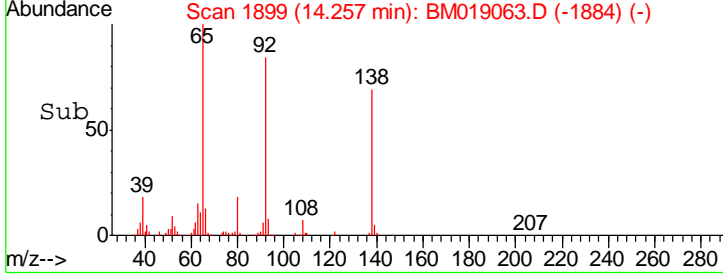
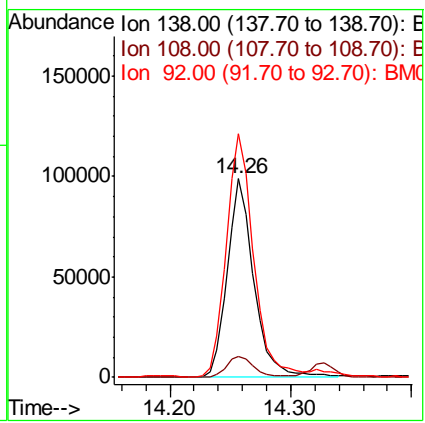
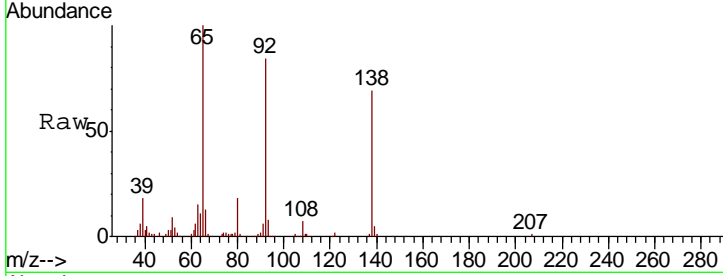




#53  
 3-Nitroaniline  
 Concen: 15.946 ng  
 RT: 14.26 min Scan# 1899  
 Delta R.T. -0.01 min  
 Lab File: BM019063.D  
 Acq: 06 Mar 2019 09:23

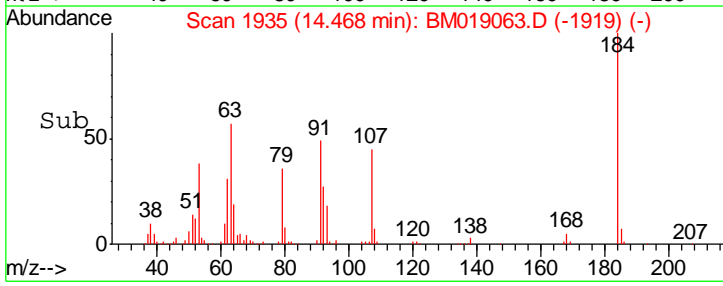
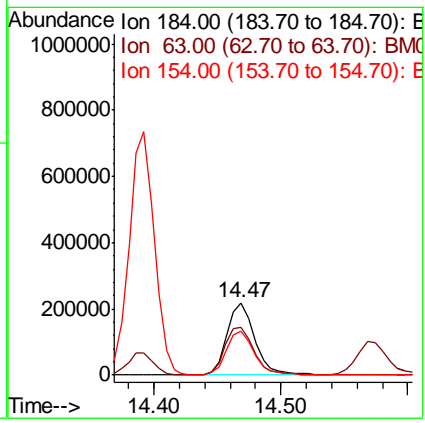
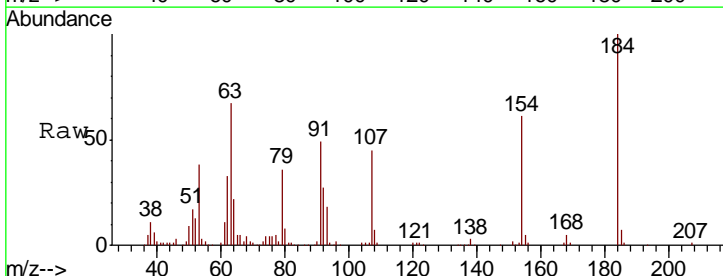
Instrument :  
 BNA\_M  
 ClientSampleId :  
 EXT-028-SW002-022719MSD

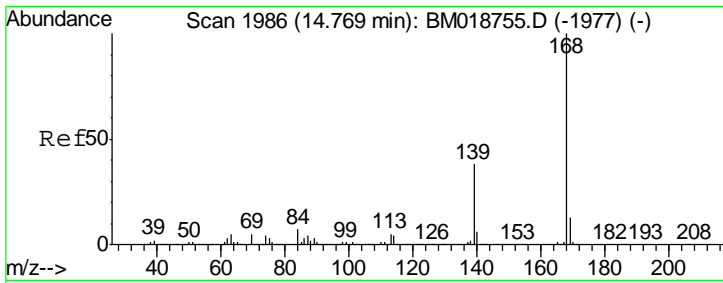
Tgt Ion	Resp	Lower	Upper
138	151963		
108	10.5	9.1	13.7
92	122.6	99.7	149.5



#54  
 2,4-Dinitrophenol  
 Concen: 63.413 ng  
 RT: 14.47 min Scan# 1935  
 Delta R.T. -0.01 min  
 Lab File: BM019063.D  
 Acq: 06 Mar 2019 09:23

Tgt Ion	Resp	Lower	Upper
184	332476		
63	66.7	58.0	87.0
154	61.0	50.3	75.5

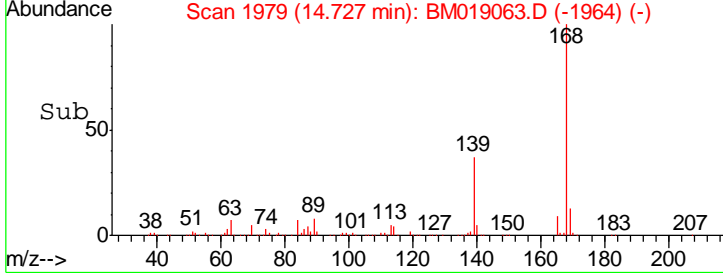
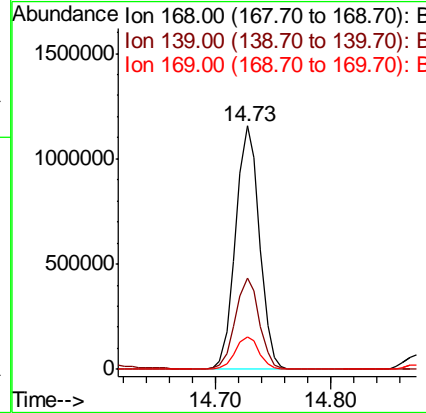
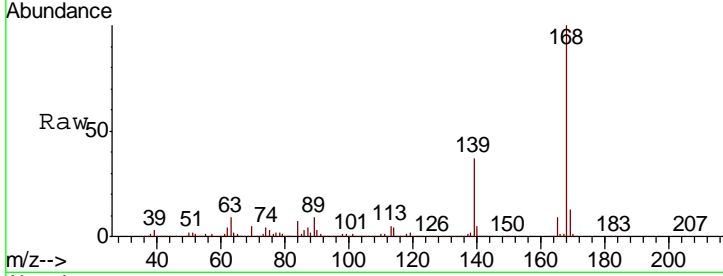




#55  
 Dibenzofuran  
 Concen: 35.535 ng  
 RT: 14.73 min Scan# 1979  
 Delta R.T. -0.01 min  
 Lab File: BM019063.D  
 Acq: 06 Mar 2019 09:23

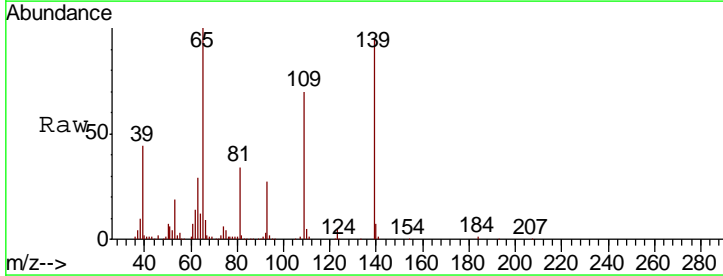
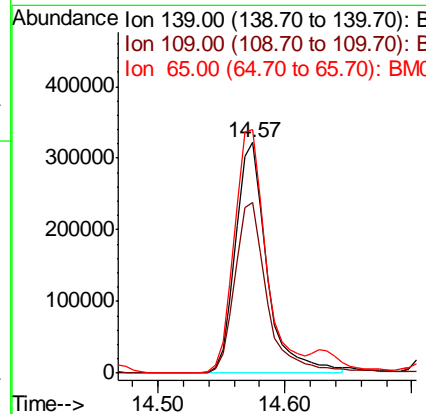
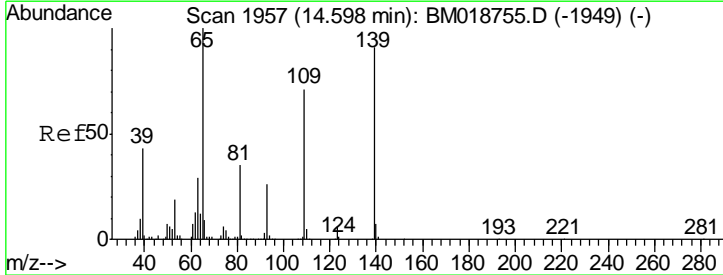
Instrument :  
 BNA\_M  
 ClientSampleId :  
 EXT-028-SW002-022719MSD

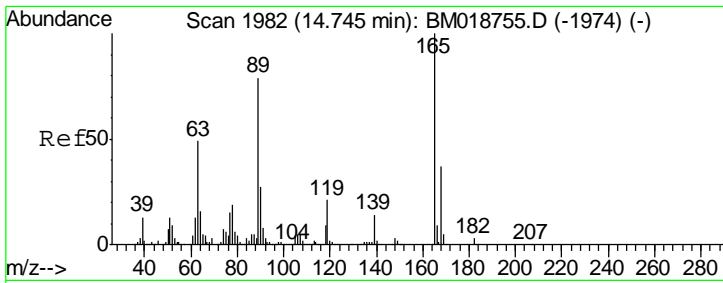
Tgt Ion	Resp	Lower	Upper
168	1656377		
139	100	30.7	46.1
169	13.3	10.3	15.5



#56  
 4-Nitrophenol  
 Concen: 72.531 ng  
 RT: 14.57 min Scan# 1953  
 Delta R.T. -0.00 min  
 Lab File: BM019063.D  
 Acq: 06 Mar 2019 09:23

Tgt Ion	Resp	Lower	Upper
139	551762		
109	100	58.4	98.4
65	105.6	89.8	129.8

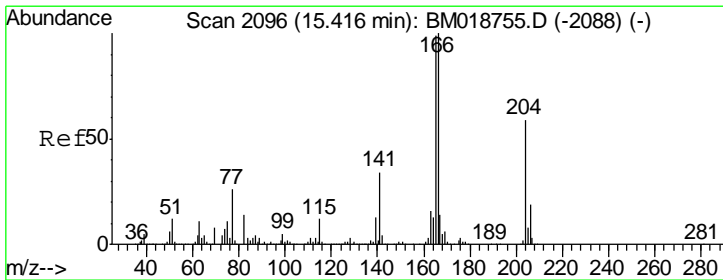
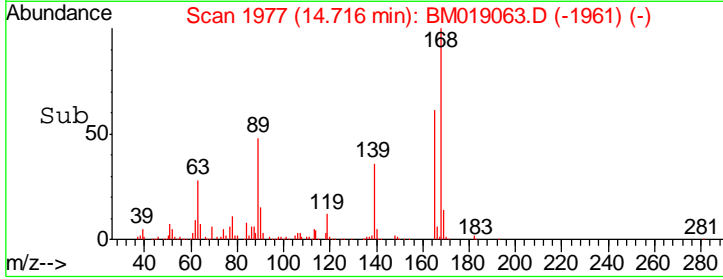
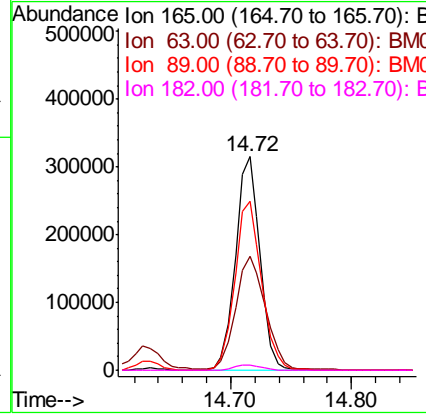
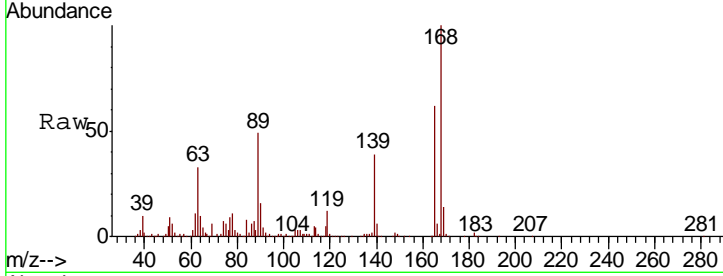




#57  
 2,4-Dinitrotoluene  
 Concen: 38.151 ng  
 RT: 14.72 min Scan# 1977  
 Delta R.T. -0.01 min  
 Lab File: BM019063.D  
 Acq: 06 Mar 2019 09:23

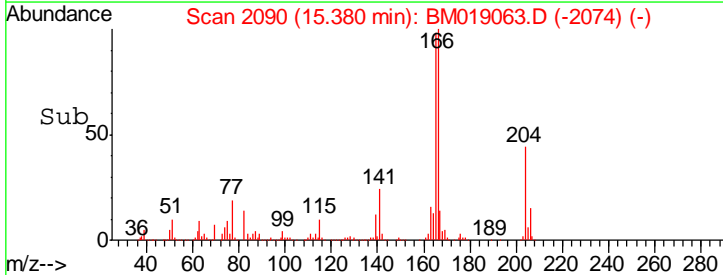
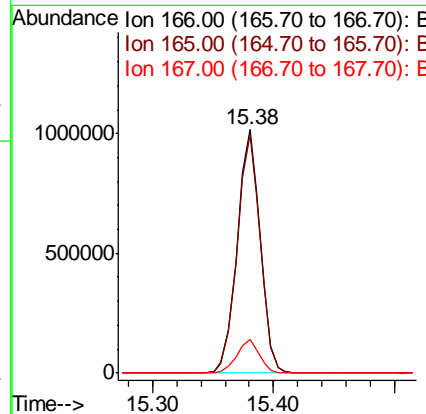
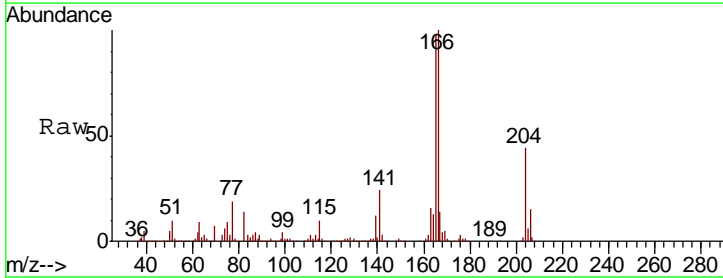
**Instrument :**  
 BNA\_M  
**ClientSampleId :**  
 EXT-028-SW002-022719MSD

Tgt Ion	Resp	Lower	Upper
165	443330		
63	53.1	39.6	59.4
89	79.4	63.5	95.3
182	2.6	2.2	3.4

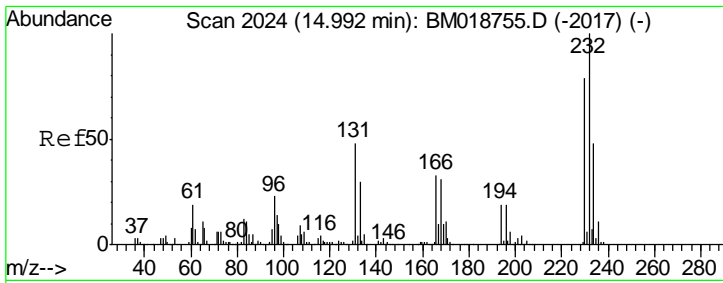


#58  
 Fluorene  
 Concen: 37.834 ng  
 RT: 15.38 min Scan# 2090  
 Delta R.T. -0.01 min  
 Lab File: BM019063.D  
 Acq: 06 Mar 2019 09:23

Tgt Ion	Resp	Lower	Upper
166	1349174		
165	97.9	79.1	118.7
167	13.6	11.0	16.4



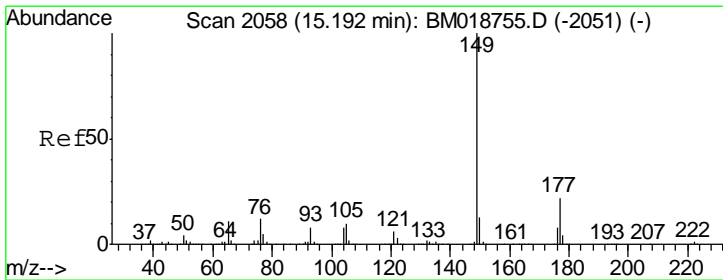
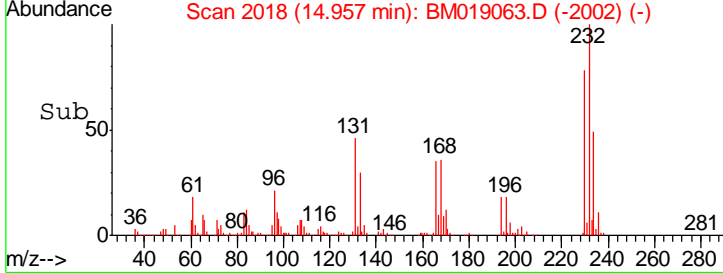
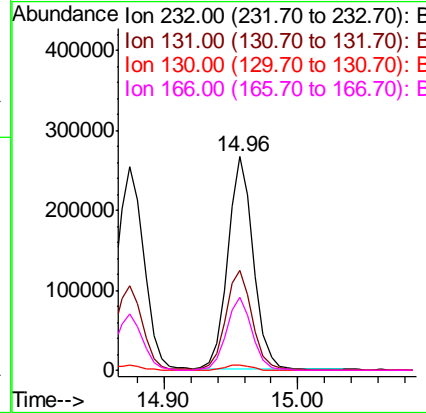
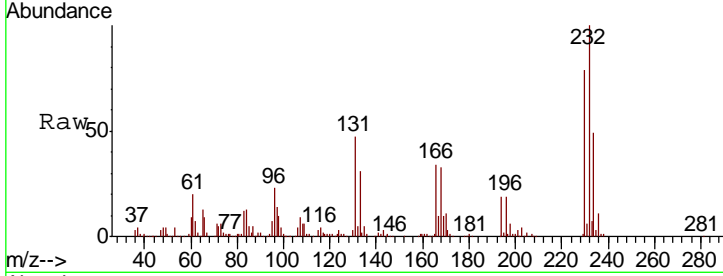




#59  
 2,3,4,6-Tetrachlorophenol  
 Concen: 39.072 ng  
 RT: 14.96 min Scan# 2018  
 Delta R.T. -0.01 min  
 Lab File: BM019063.D  
 Acq: 06 Mar 2019 09:23

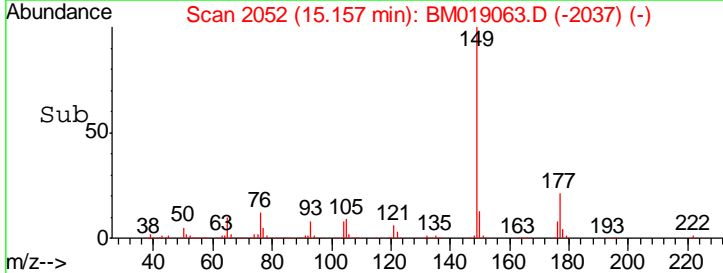
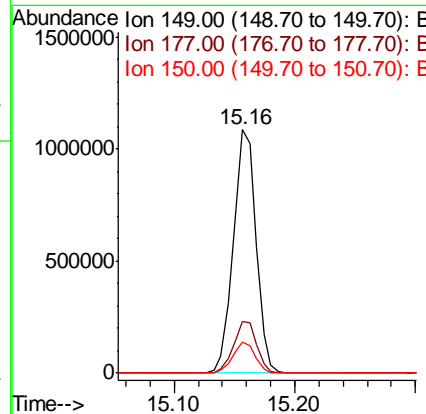
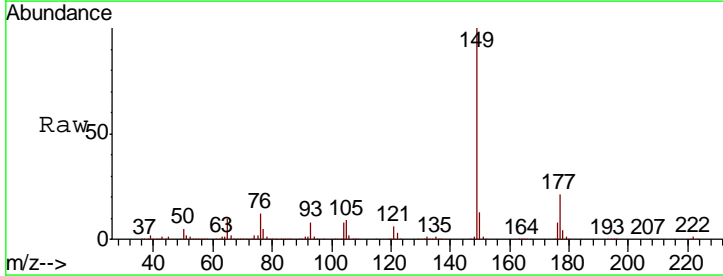
Instrument :  
 BNA\_M  
 ClientSampleId :  
 EXT-028-SW002-022719MSD

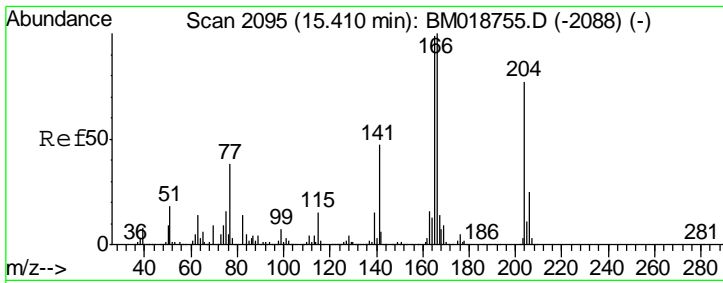
Tgt Ion	Resp	Lower	Upper
232	358123		
131	48.5	38.6	57.8
130	2.7	2.0	3.0
166	34.1	26.9	40.3



#60  
 Diethylphthalate  
 Concen: 35.466 ng  
 RT: 15.16 min Scan# 2052  
 Delta R.T. -0.01 min  
 Lab File: BM019063.D  
 Acq: 06 Mar 2019 09:23

Tgt Ion	Resp	Lower	Upper
149	1424397		
177	21.5	17.2	25.8
150	12.7	10.2	15.2

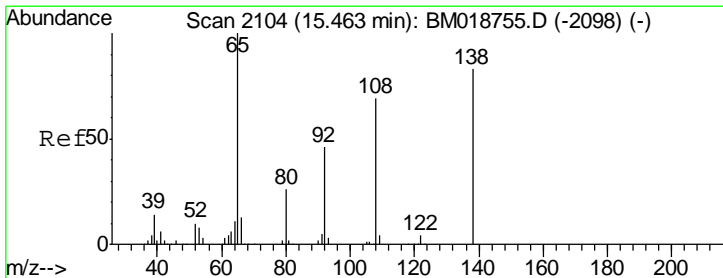
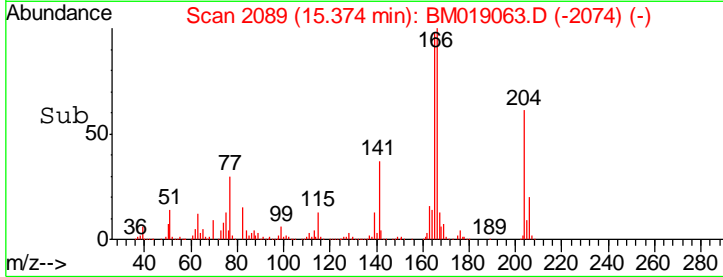
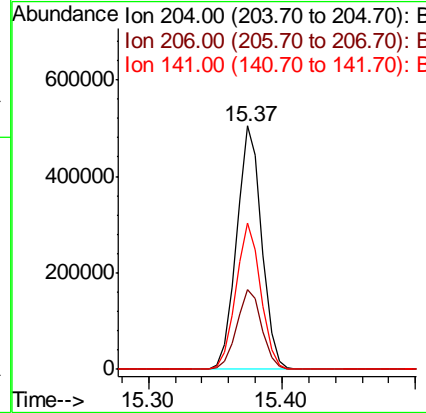
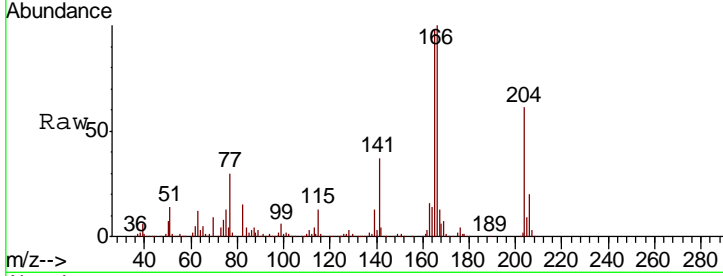




#61  
 4-Chlorophenyl-phenylether  
 Concen: 33.057 ng  
 RT: 15.37 min Scan# 2089  
 Delta R.T. -0.01 min  
 Lab File: BM019063.D  
 Acq: 06 Mar 2019 09:23

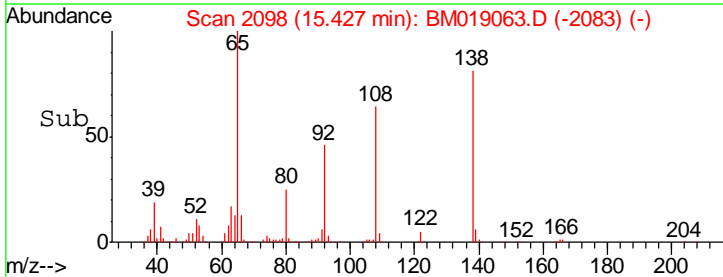
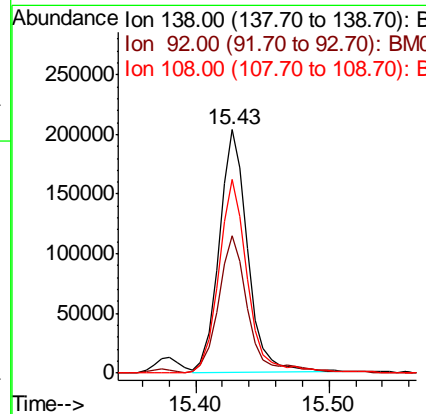
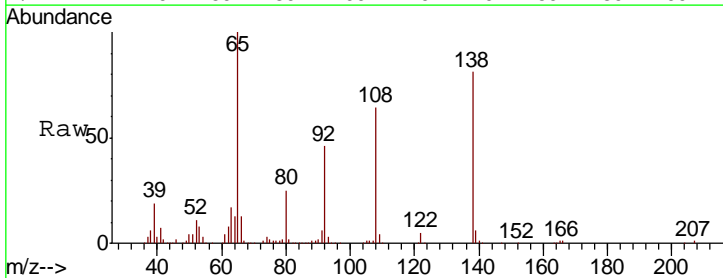
Instrument :  
 BNA\_M  
 ClientSampleID :  
 EXT-028-SW002-022719MSD

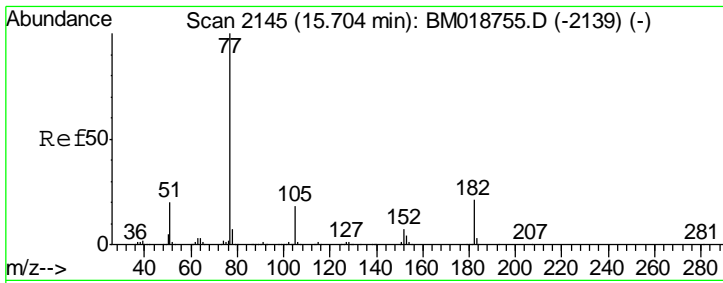
Tgt Ion	Resp	Lower	Upper
204	660939		
206	32.8	26.2	39.2
141	60.4	49.2	73.8



#62  
 4-Nitroaniline  
 Concen: 32.532 ng  
 RT: 15.43 min Scan# 2098  
 Delta R.T. -0.01 min  
 Lab File: BM019063.D  
 Acq: 06 Mar 2019 09:23

Tgt Ion	Resp	Lower	Upper
138	303925		
92	56.5	35.5	75.5
108	79.6	62.4	102.4



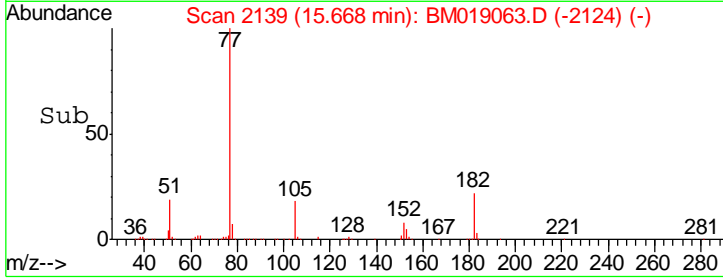
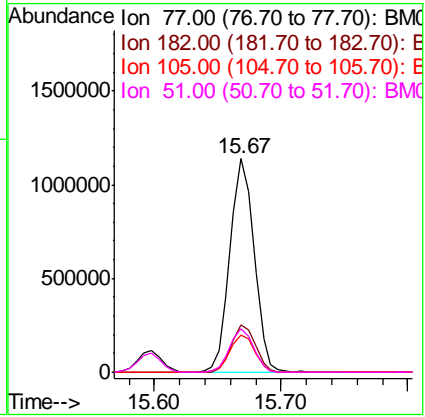
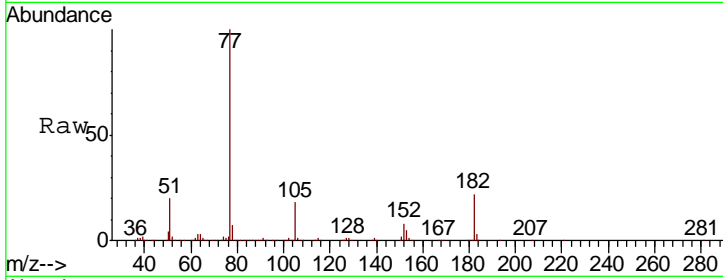


#63  
 Azobenzene  
 Concen: 34.834 ng  
 RT: 15.67 min Scan# 2139  
 Delta R.T. -0.01 min  
 Lab File: BM019063.D  
 Acq: 06 Mar 2019 09:23

Instrument :  
 BNA\_M  
 ClientSampled :  
 EXT-028-SW002-022719MSD

Tgt Ion: 77 Resp: 1500028

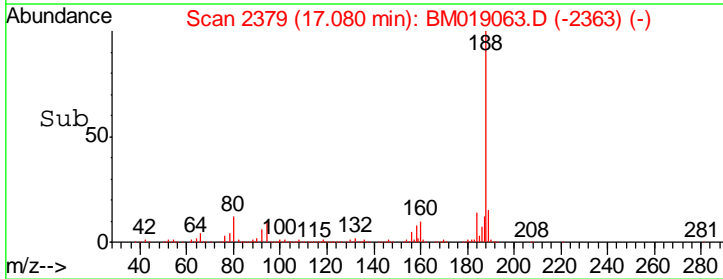
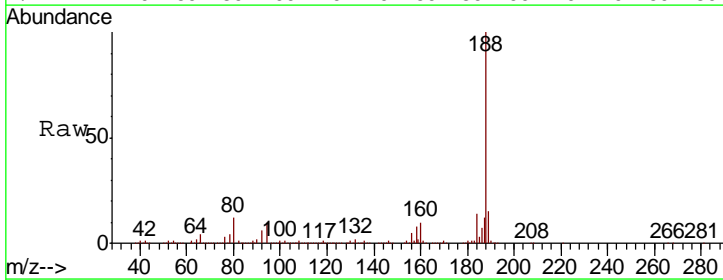
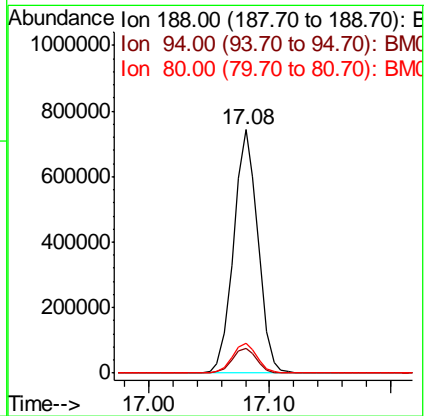
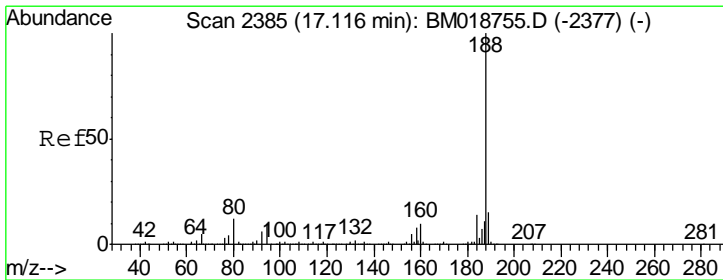
Ion	Ratio	Lower	Upper
77	100		
182	21.9	1.0	41.0
105	17.7	0.0	37.7
51	20.2	0.3	40.3

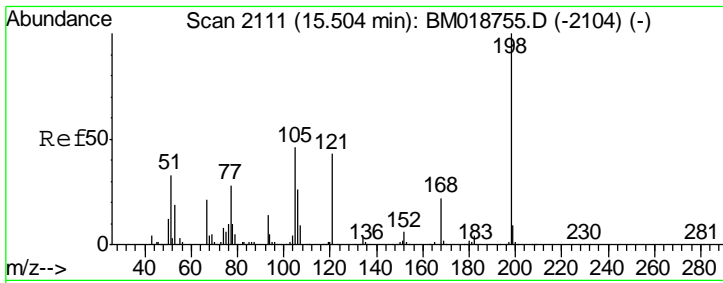


#64  
 Phenanthrene-d10  
 Concen: 20.000 ng  
 RT: 17.08 min Scan# 2379  
 Delta R.T. -0.01 min  
 Lab File: BM019063.D  
 Acq: 06 Mar 2019 09:23

Tgt Ion: 188 Resp: 1043202

Ion	Ratio	Lower	Upper
188	100		
94	10.2	8.2	12.2
80	12.3	9.7	14.5

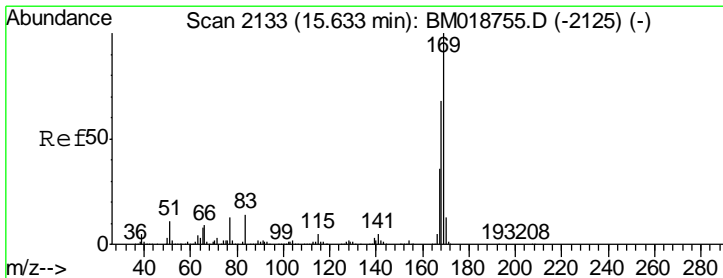
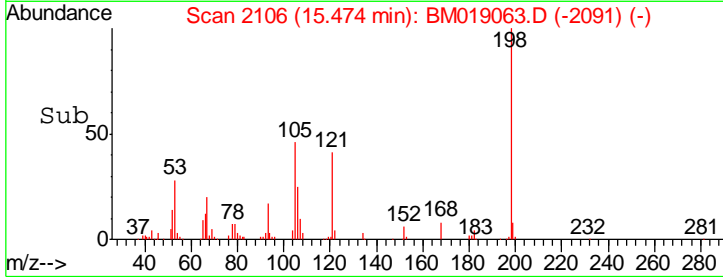
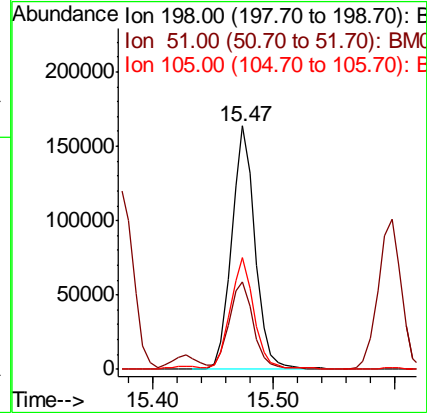
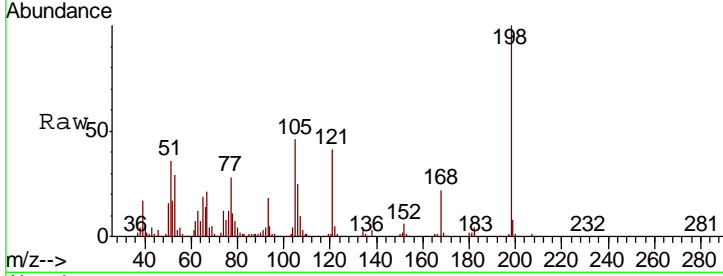




#65  
 4,6-Dinitro-2-methylphenol  
 Concen: 30.058 ng  
 RT: 15.47 min Scan# 2106  
 Delta R.T. -0.01 min  
 Lab File: BM019063.D  
 Acq: 06 Mar 2019 09:23

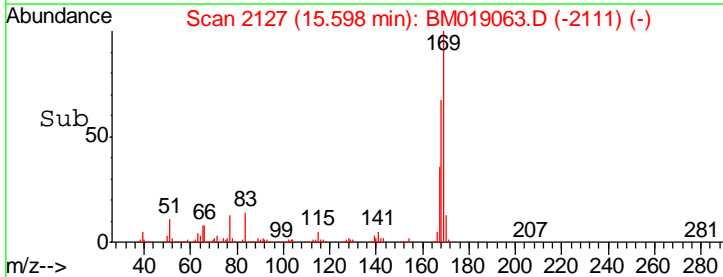
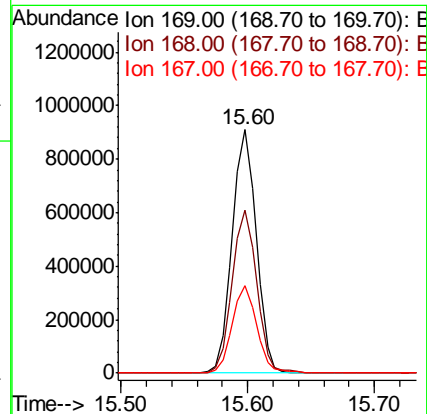
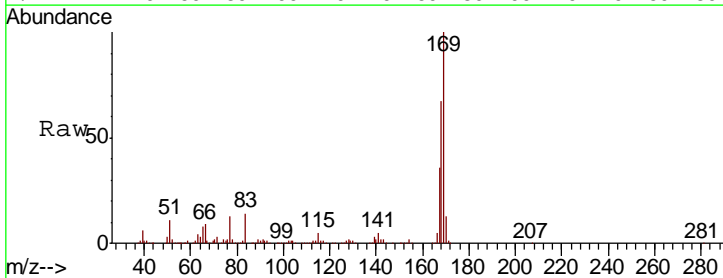
Instrument :  
 BNA\_M  
 ClientSampleId :  
 EXT-028-SW002-022719MSD

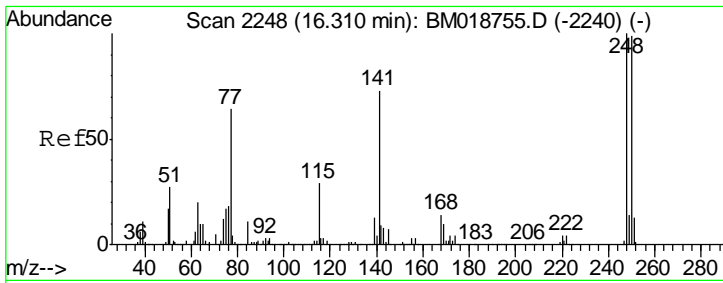
Tgt Ion	Resp	Lower	Upper
198	100		
51	36.0	18.4	58.4
105	45.9	27.2	67.2



#66  
 n-Nitrosodiphenylamine  
 Concen: 36.327 ng  
 RT: 15.60 min Scan# 2127  
 Delta R.T. -0.01 min  
 Lab File: BM019063.D  
 Acq: 06 Mar 2019 09:23

Tgt Ion	Resp	Lower	Upper
169	100		
168	67.1	54.4	81.6
167	35.9	29.0	43.6

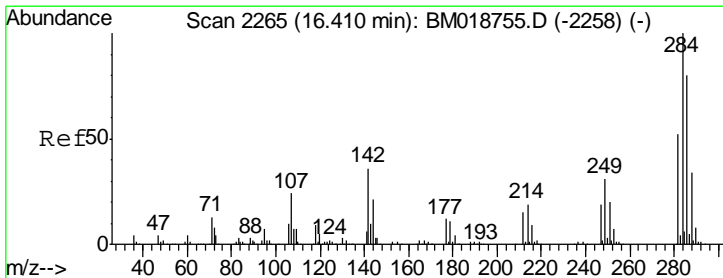
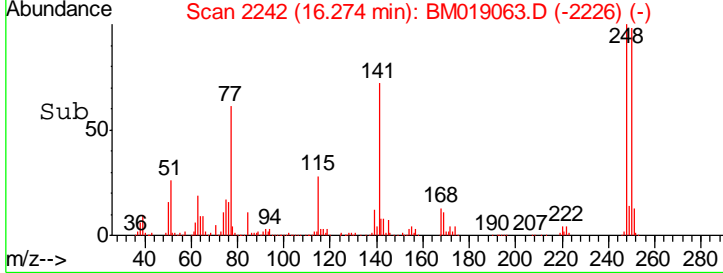
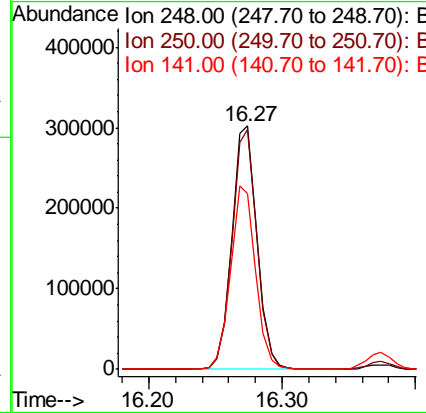
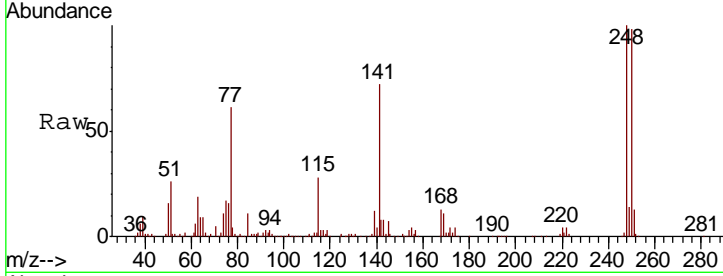




#67  
 4-Bromophenyl-phenylether  
 Concen: 34.246 ng  
 RT: 16.27 min Scan# 2242  
 Delta R.T. -0.01 min  
 Lab File: BM019063.D  
 Acq: 06 Mar 2019 09:23

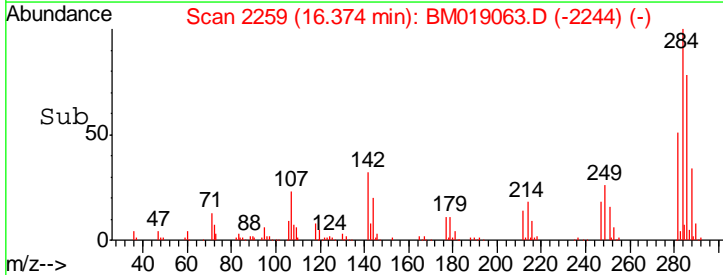
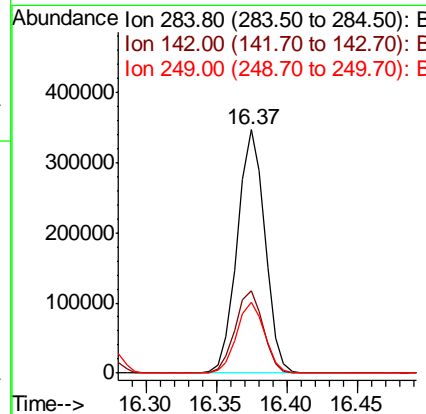
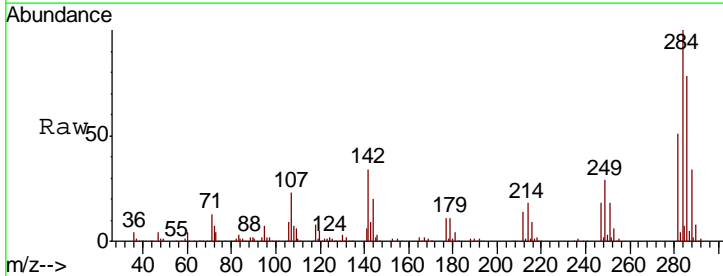
**Instrument :**  
 BNA\_M  
**ClientSampled :**  
 EXT-028-SW002-022719MSD

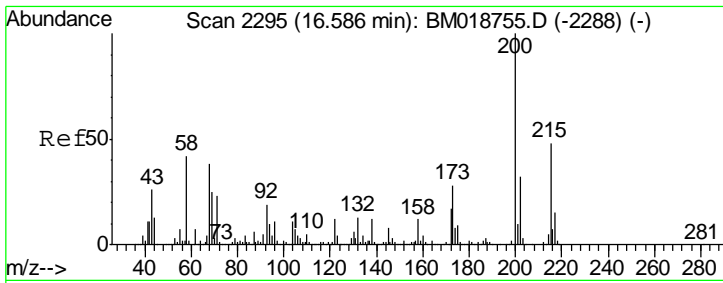
Tgt Ion	Resp	Lower	Upper
248	399891		
250	98.3	79.0	118.6
141	72.4	58.6	88.0



#68  
 Hexachlorobenzene  
 Concen: 34.873 ng  
 RT: 16.37 min Scan# 2259  
 Delta R.T. -0.01 min  
 Lab File: BM019063.D  
 Acq: 06 Mar 2019 09:23

Tgt Ion	Resp	Lower	Upper
284	473319		
142	33.7	28.9	43.3
249	28.9	24.8	37.2

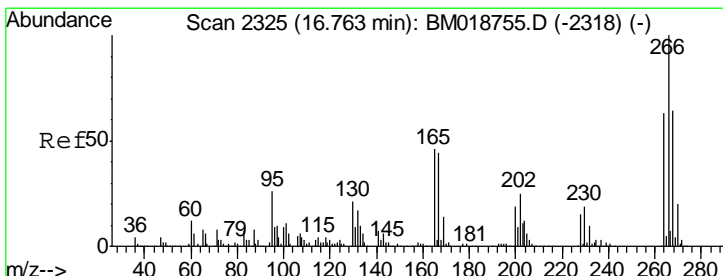
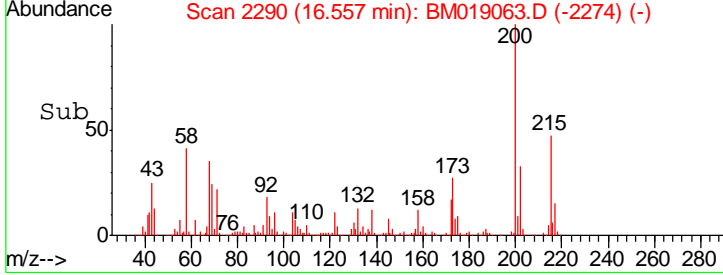
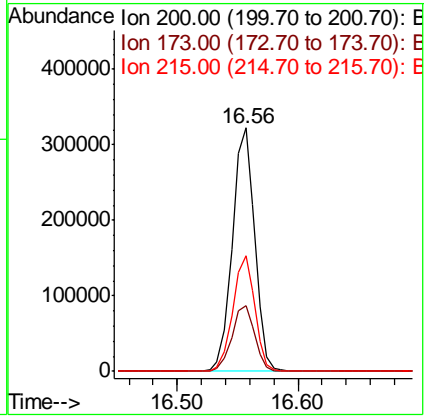
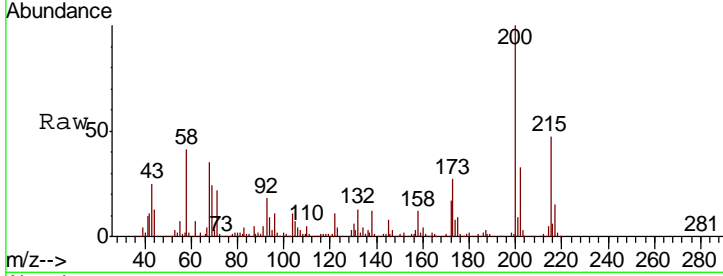




#69  
 Atrazine  
 Concen: 39.275 ng  
 RT: 16.56 min Scan# 2290  
 Delta R.T. -0.01 min  
 Lab File: BM019063.D  
 Acq: 06 Mar 2019 09:23

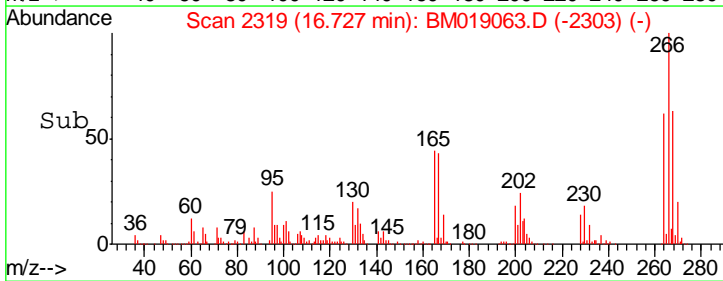
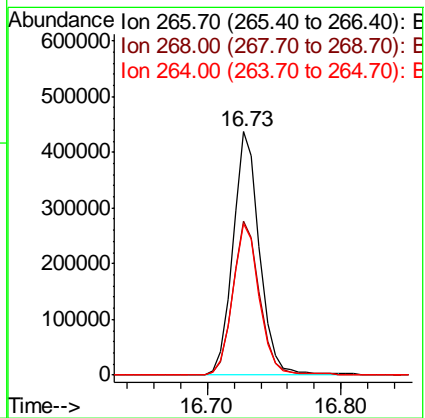
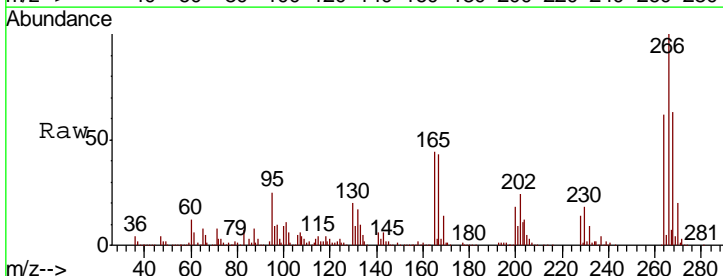
Instrument :  
 BNA\_M  
 ClientSampled :  
 EXT-028-SW002-022719MSD

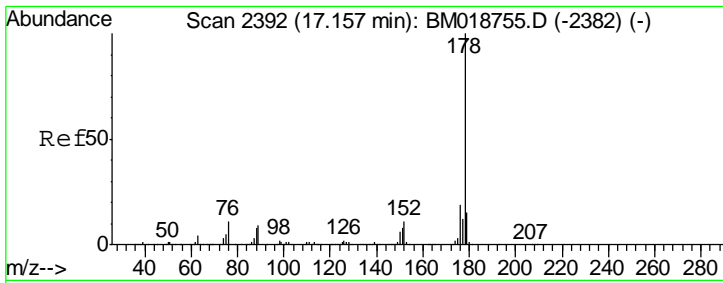
Tgt Ion	Resp	Lower	Upper
200	417314		
173	26.8	7.6	47.6
215	47.4	27.6	67.6



#70  
 Pentachlorophenol  
 Concen: 69.410 ng  
 RT: 16.73 min Scan# 2319  
 Delta R.T. -0.01 min  
 Lab File: BM019063.D  
 Acq: 06 Mar 2019 09:23

Tgt Ion	Resp	Lower	Upper
266	606580		
268	63.1	51.3	76.9
264	62.4	50.6	75.8



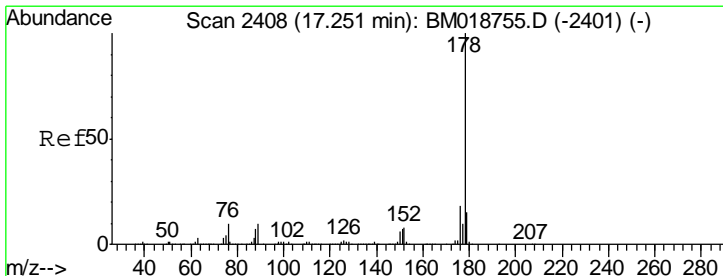
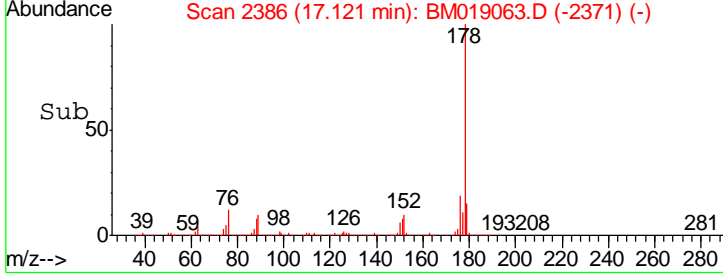
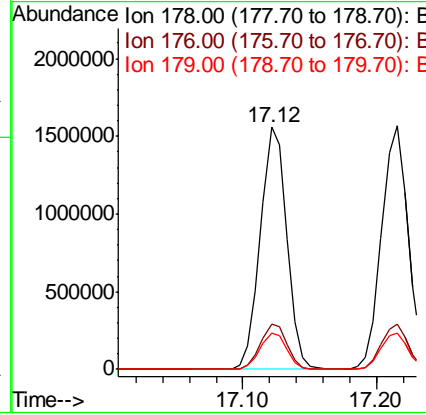
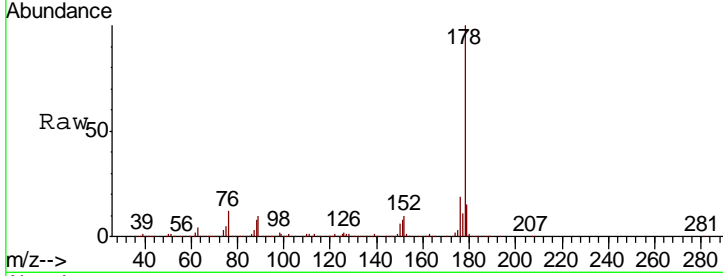


#71  
 Phenanthrene  
 Concen: 37.970 ng  
 RT: 17.12 min Scan# 2386  
 Delta R.T. -0.01 min  
 Lab File: BM019063.D  
 Acq: 06 Mar 2019 09:23

Instrument :  
 BNA\_M  
 ClientSampled :  
 EXT-028-SW002-022719MSD

Tgt Ion:178 Resp: 2128719

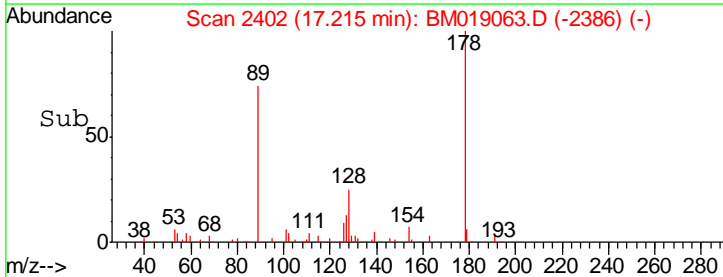
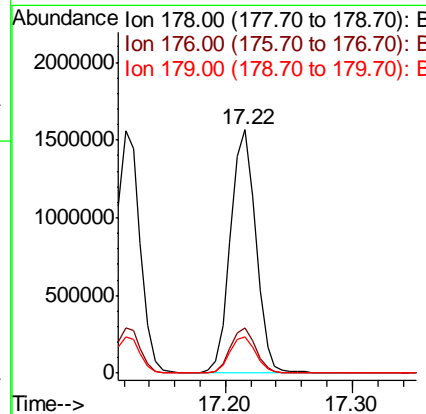
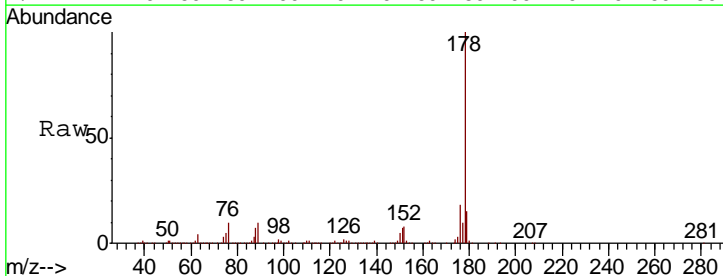
Ion	Ratio	Lower	Upper
178	100		
176	18.5	15.4	23.0
179	15.2	12.3	18.5

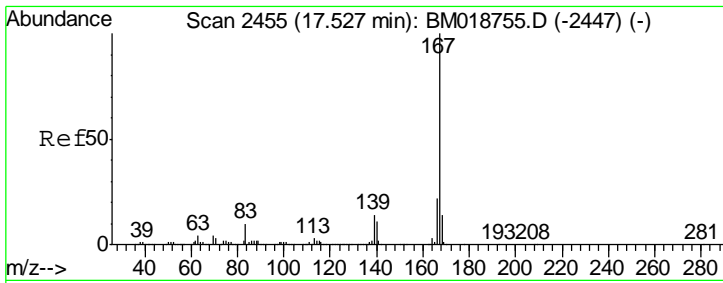


#72  
 Anthracene  
 Concen: 39.469 ng  
 RT: 17.22 min Scan# 2402  
 Delta R.T. -0.01 min  
 Lab File: BM019063.D  
 Acq: 06 Mar 2019 09:23

Tgt Ion:178 Resp: 2153724

Ion	Ratio	Lower	Upper
178	100		
176	18.4	14.8	22.2
179	15.1	12.1	18.1



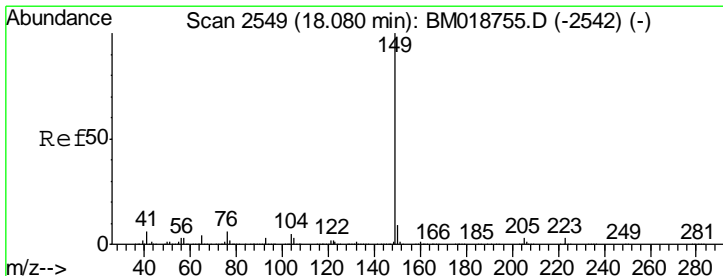
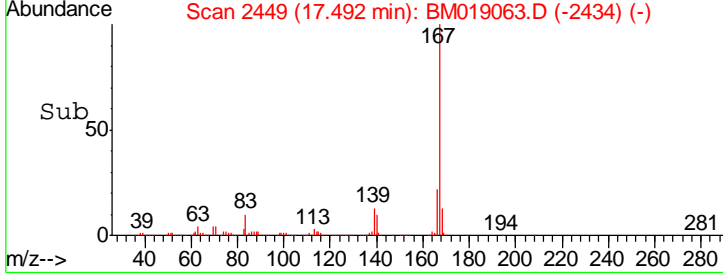
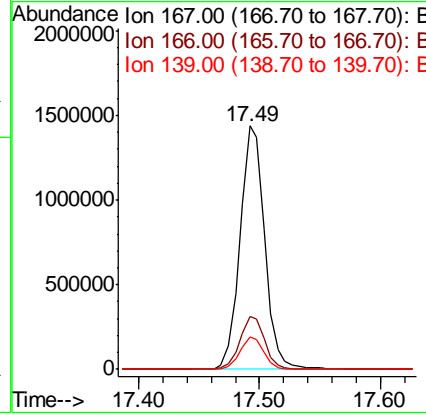
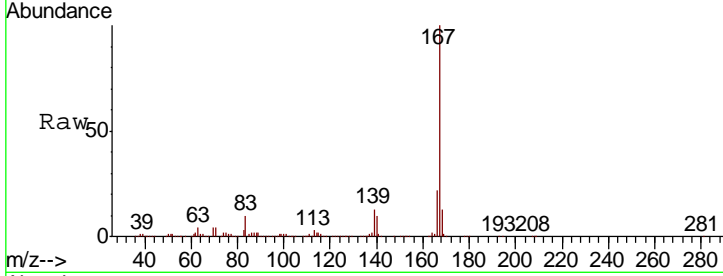


#73  
 Carbazole  
 Concen: 35.885 ng  
 RT: 17.49 min Scan# 2449  
 Delta R.T. -0.01 min  
 Lab File: BM019063.D  
 Acq: 06 Mar 2019 09:23

**Instrument :**  
 BNA\_M  
**ClientSampled :**  
 EXT-028-SW002-022719MSD

Tgt Ion: 167 Resp: 2045839

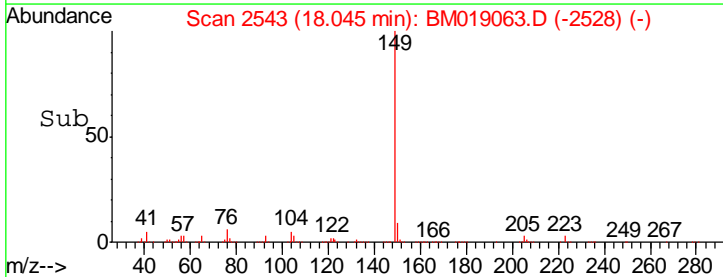
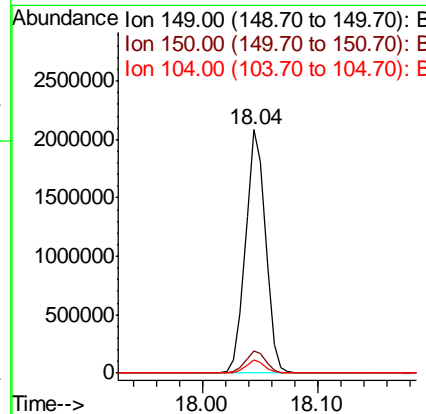
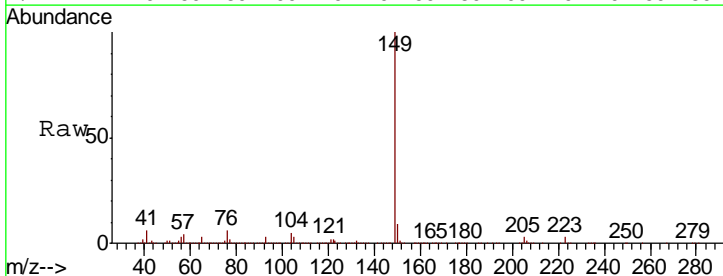
Ion	Ratio	Lower	Upper
167	100		
166	21.9	17.7	26.5
139	13.1	10.9	16.3



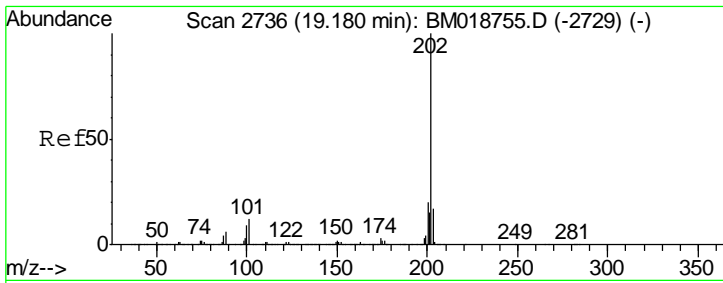
#74  
 Di-n-butylphthalate  
 Concen: 38.141 ng  
 RT: 18.04 min Scan# 2543  
 Delta R.T. -0.01 min  
 Lab File: BM019063.D  
 Acq: 06 Mar 2019 09:23

Tgt Ion: 149 Resp: 2500743

Ion	Ratio	Lower	Upper
149	100		
150	9.3	7.4	11.0
104	5.3	4.3	6.5



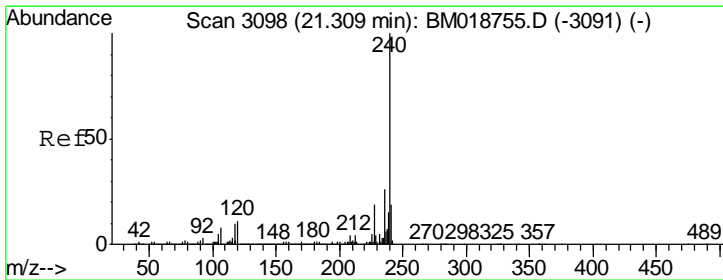
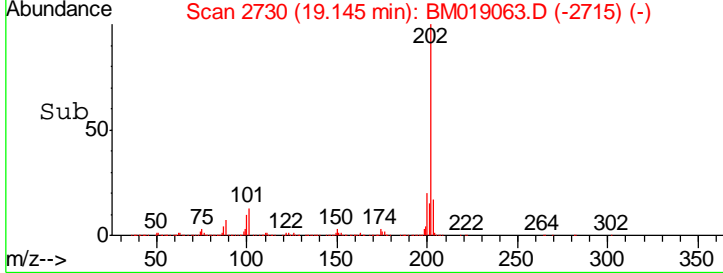
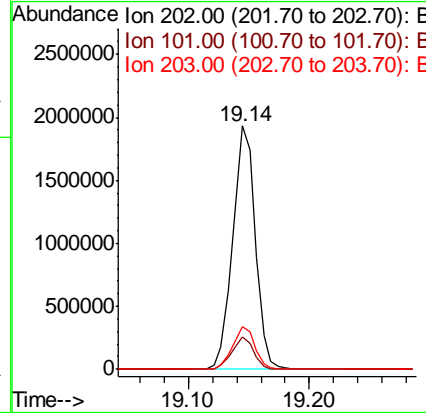
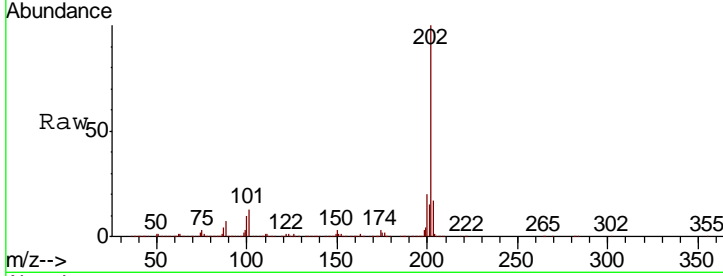




#75  
 Fluoranthene  
 Concen: 38.807 ng  
 RT: 19.14 min Scan# 2730  
 Delta R.T. -0.01 min  
 Lab File: BM019063.D  
 Acq: 06 Mar 2019 09:23

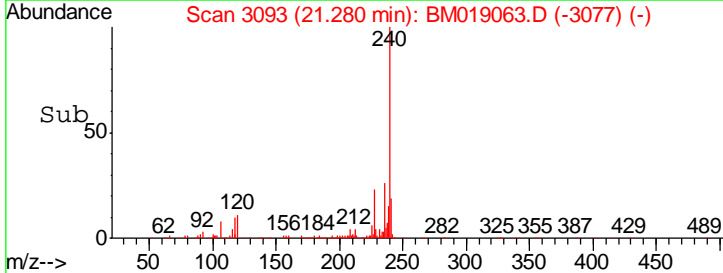
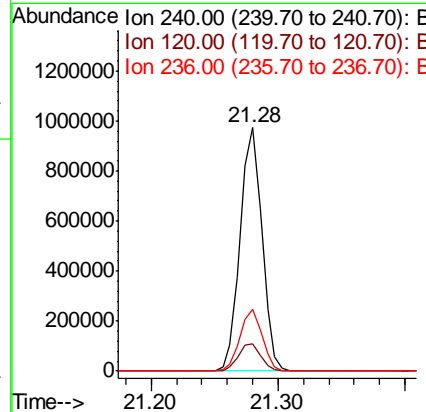
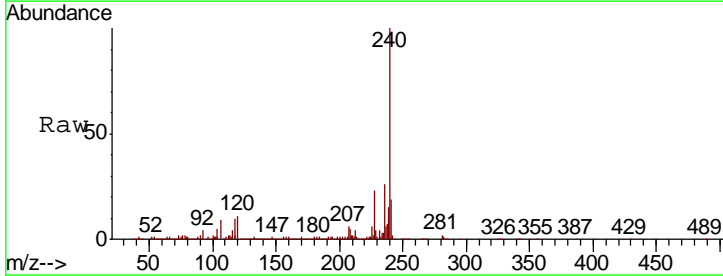
Instrument :  
 BNA\_M  
 ClientSampled :  
 EXT-028-SW002-022719MSD

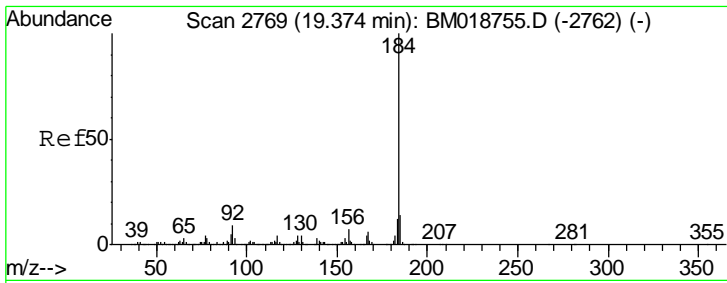
Tgt Ion	Resp	Lower	Upper
202	2513134		
101	13.1	0.0	31.5
203	17.4	0.0	37.3



#76  
 Chrysene-d12  
 Concen: 20.000 ng  
 RT: 21.28 min Scan# 3093  
 Delta R.T. -0.01 min  
 Lab File: BM019063.D  
 Acq: 06 Mar 2019 09:23

Tgt Ion	Resp	Lower	Upper
240	1158621		
120	11.2	8.9	13.3
236	25.6	20.9	31.3

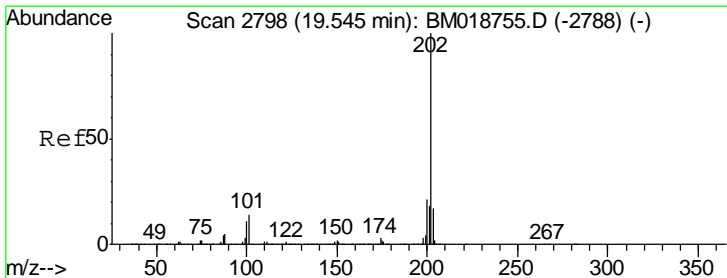
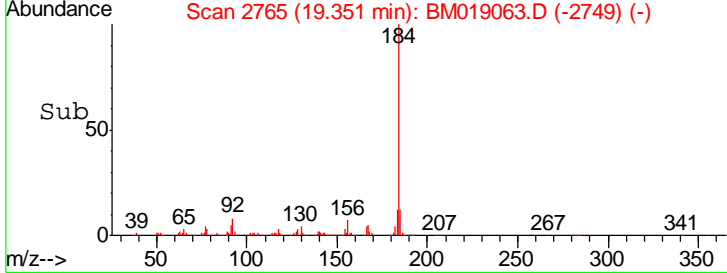
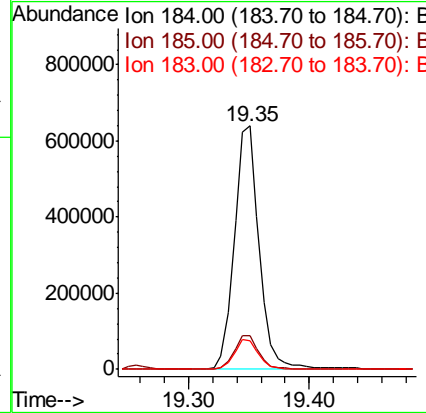
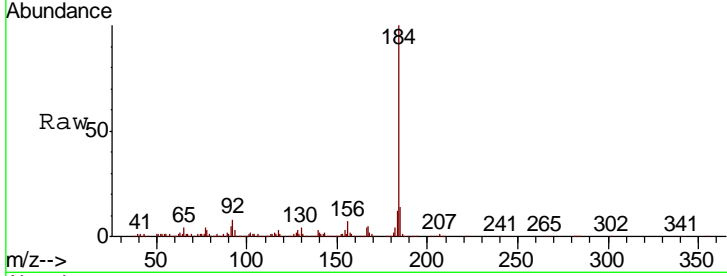




#77  
Benzidine  
Concen: 35.005 ng  
RT: 19.35 min Scan# 2765  
Delta R.T. -0.01 min  
Lab File: BM019063.D  
Acq: 06 Mar 2019 09:23

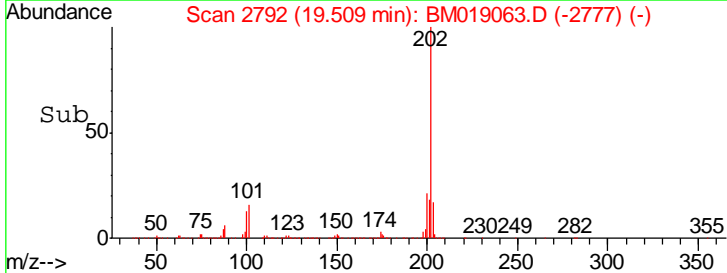
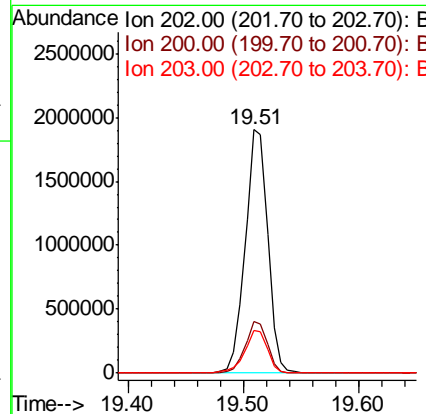
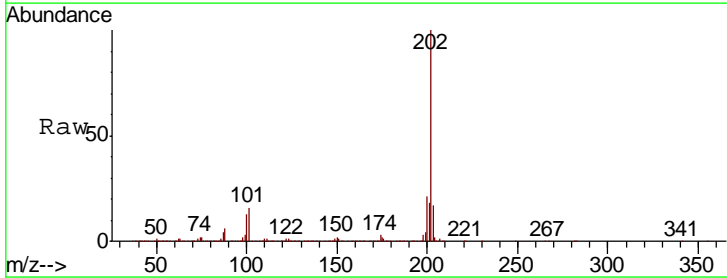
Instrument :  
BNA\_M  
ClientSampleId :  
EXT-028-SW002-022719MSD

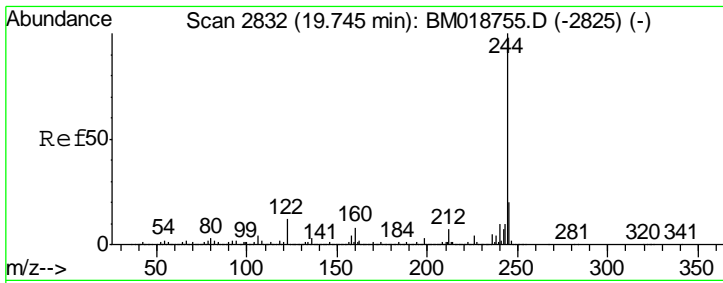
Tgt Ion	Resp	Lower	Upper
184	913420		
185	13.7	11.2	16.8
183	11.7	9.7	14.5



#78  
Pyrene  
Concen: 38.290 ng  
RT: 19.51 min Scan# 2792  
Delta R.T. -0.01 min  
Lab File: BM019063.D  
Acq: 06 Mar 2019 09:23

Tgt Ion	Resp	Lower	Upper
202	2576588		
200	21.2	16.9	25.3
203	17.4	13.8	20.8



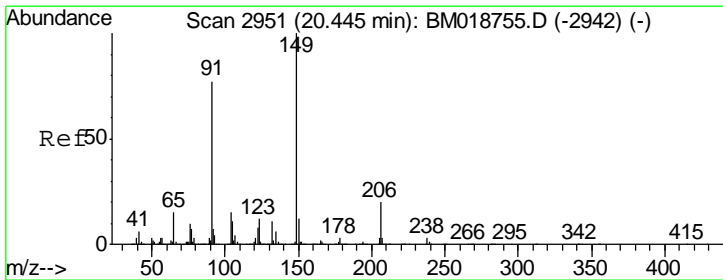
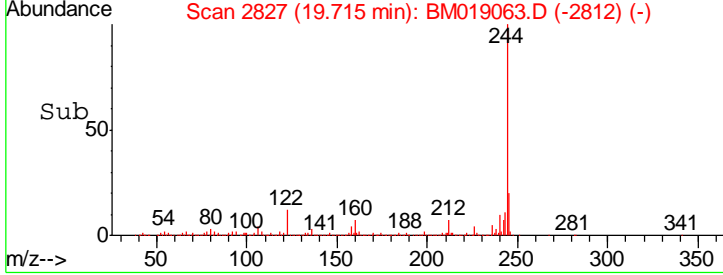
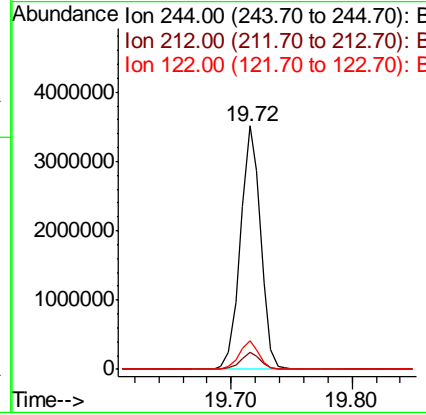
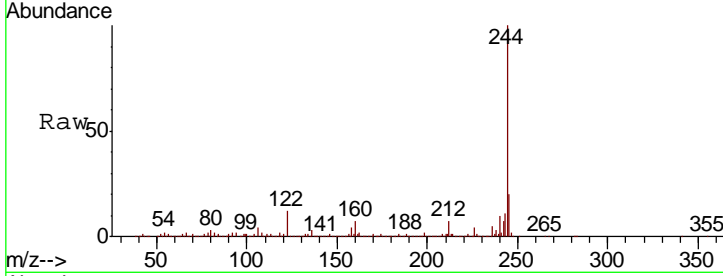


#79  
 Terphenyl-d14  
 Concen: 72.969 ng  
 RT: 19.72 min Scan# 2827  
 Delta R.T. -0.01 min  
 Lab File: BM019063.D  
 Acq: 06 Mar 2019 09:23

**Instrument :**  
 BNA\_M  
**ClientSampled :**  
 EXT-028-SW002-022719MSD

Tgt Ion: 244 Resp: 4098276

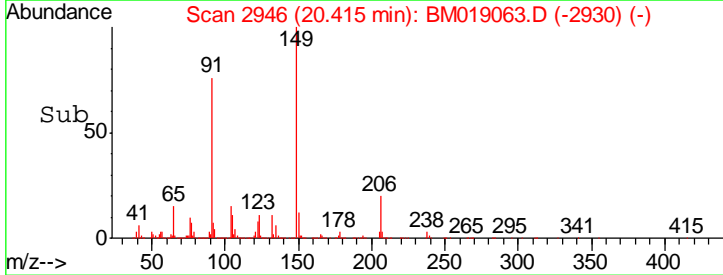
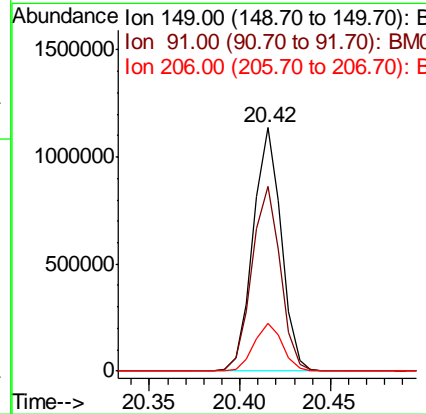
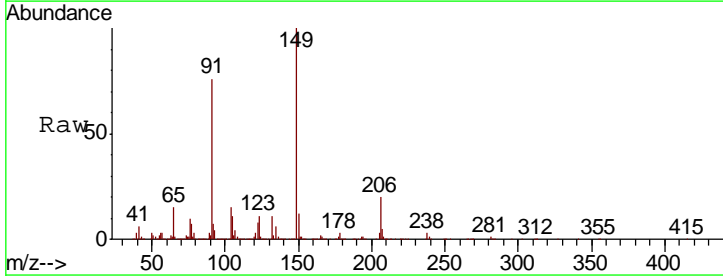
Ion	Ratio	Lower	Upper
244	100		
212	6.8	5.6	8.4
122	11.7	9.3	13.9

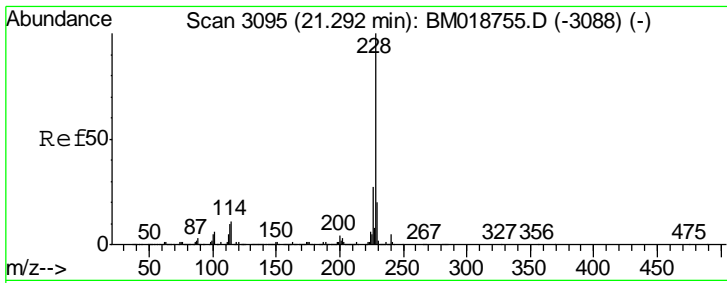


#80  
 Butylbenzylphthalate  
 Concen: 39.972 ng  
 RT: 20.42 min Scan# 2946  
 Delta R.T. -0.01 min  
 Lab File: BM019063.D  
 Acq: 06 Mar 2019 09:23

Tgt Ion: 149 Resp: 1225847

Ion	Ratio	Lower	Upper
149	100		
91	75.9	61.4	92.0
206	19.5	15.8	23.8

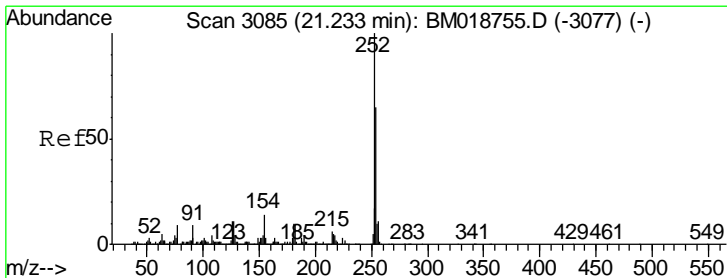
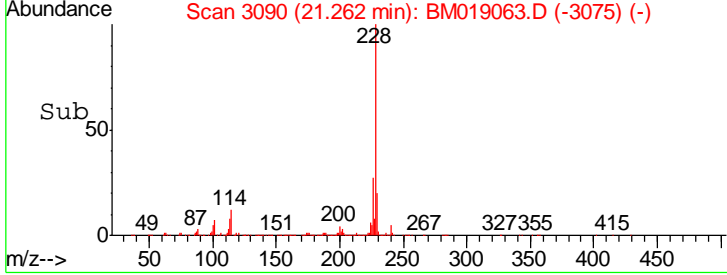
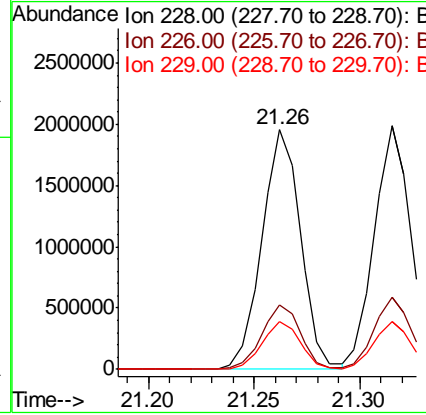
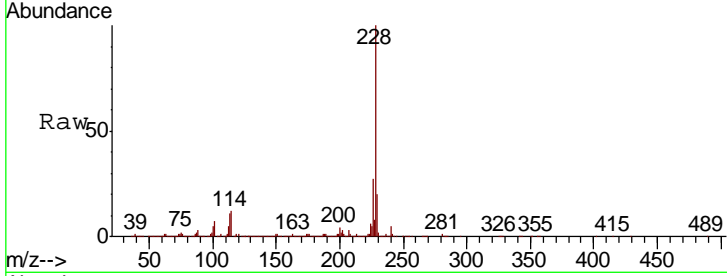




#81  
 Benzo(a)anthracene  
 Concen: 36.804 ng  
 RT: 21.26 min Scan# 3090  
 Delta R.T. -0.01 min  
 Lab File: BM019063.D  
 Acq: 06 Mar 2019 09:23

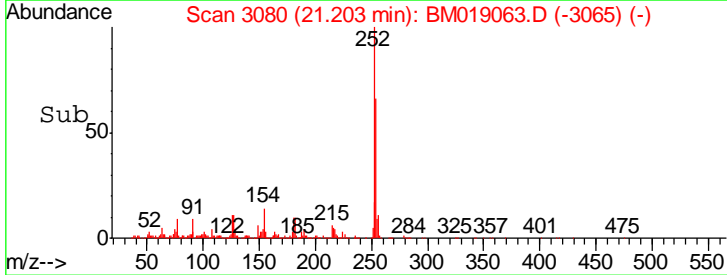
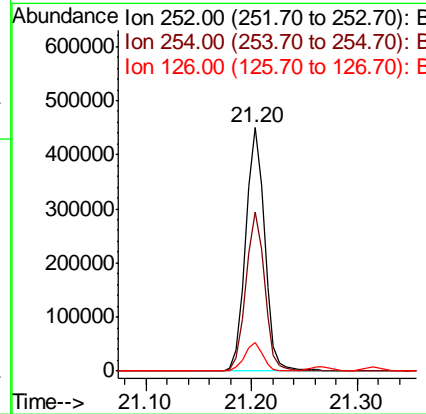
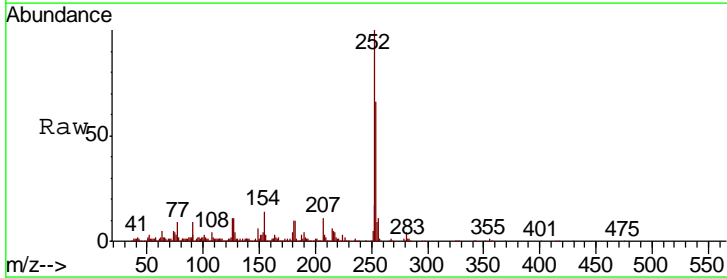
Instrument :  
 BNA\_M  
 ClientSampled :  
 EXT-028-SW002-022719MSD

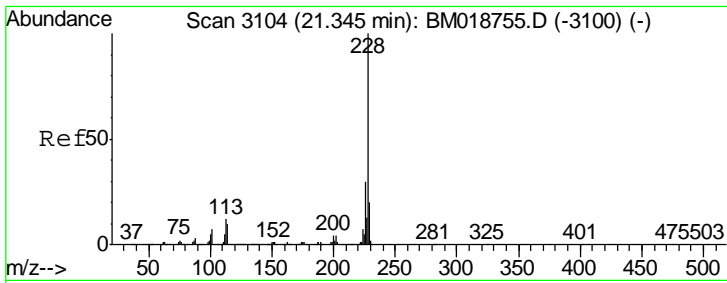
Tgt Ion	Resp	Lower	Upper
228	2485679		
226	26.7	21.9	32.9
229	19.8	15.9	23.9



#82  
 3,3'-Dichlorobenzidine  
 Concen: 20.792 ng  
 RT: 21.20 min Scan# 3080  
 Delta R.T. -0.01 min  
 Lab File: BM019063.D  
 Acq: 06 Mar 2019 09:23

Tgt Ion	Resp	Lower	Upper
252	554975		
254	65.5	51.8	77.8
126	11.5	9.1	13.7

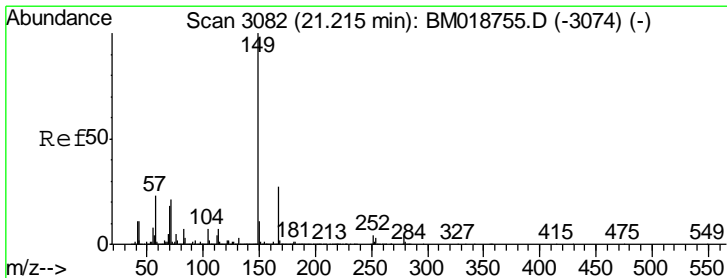
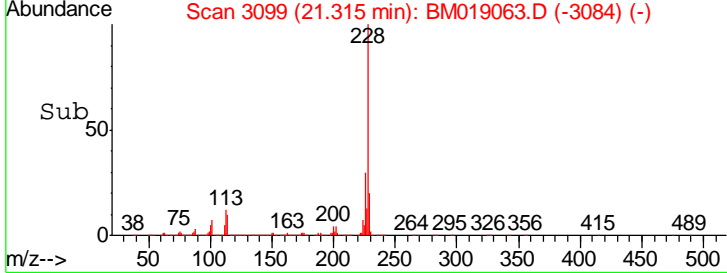
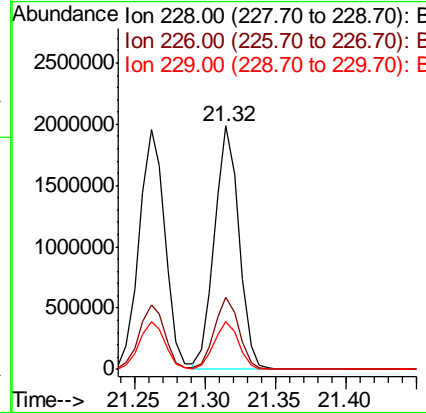
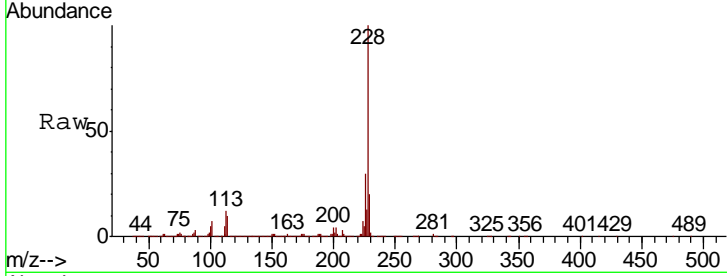




#83  
 Chrysene  
 Concen: 36.922 ng  
 RT: 21.32 min Scan# 3099  
 Delta R.T. -0.01 min  
 Lab File: BM019063.D  
 Acq: 06 Mar 2019 09:23

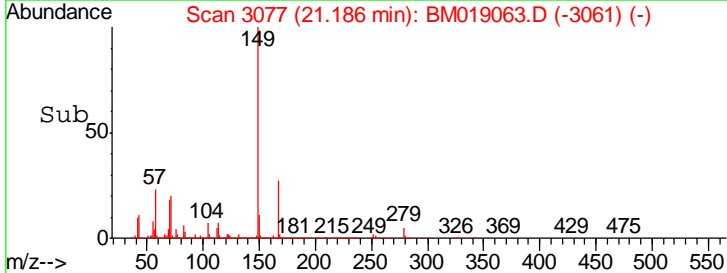
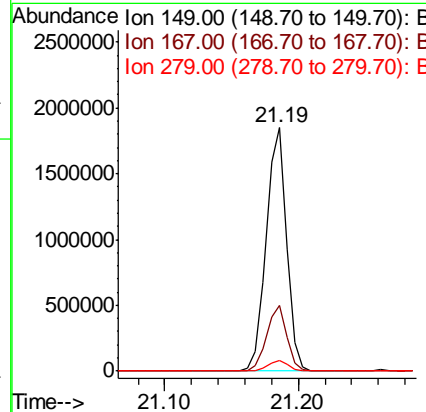
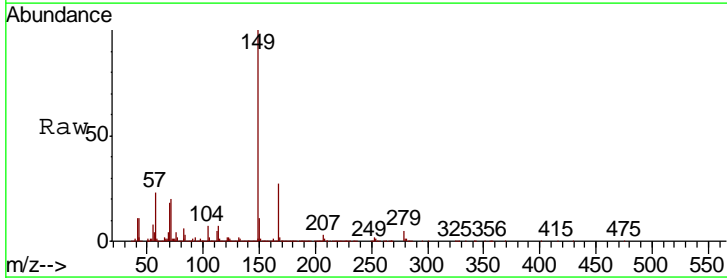
Instrument : BNA\_M  
 ClientSampled : EXT-028-SW002-022719MSD

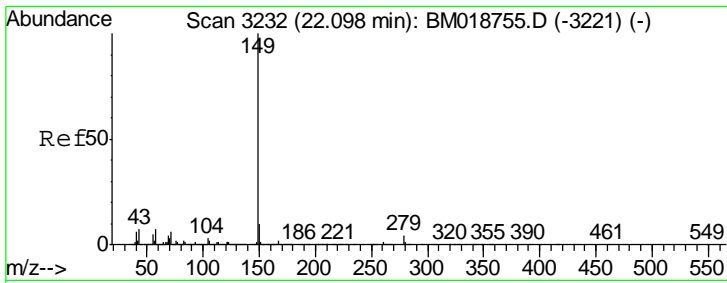
Tgt Ion	Resp	Lower	Upper
228	2390099		
226	29.6	24.1	36.1
229	19.8	16.0	24.0



#84  
 Bis(2-ethylhexyl)phthalate  
 Concen: 43.034 ng  
 RT: 21.19 min Scan# 3077  
 Delta R.T. -0.01 min  
 Lab File: BM019063.D  
 Acq: 06 Mar 2019 09:23

Tgt Ion	Resp	Lower	Upper
149	1931601		
167	26.9	21.8	32.6
279	4.6	3.6	5.4

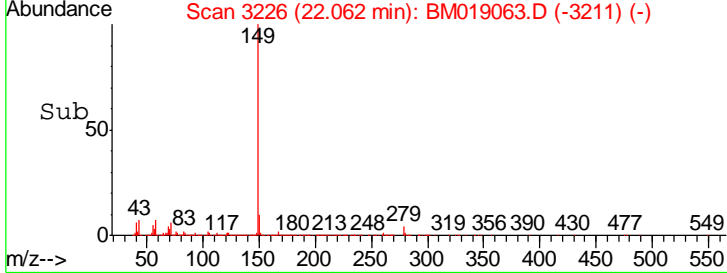
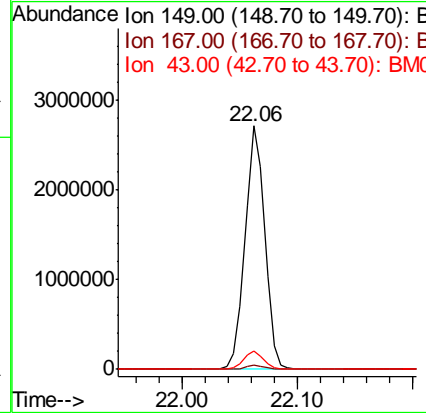
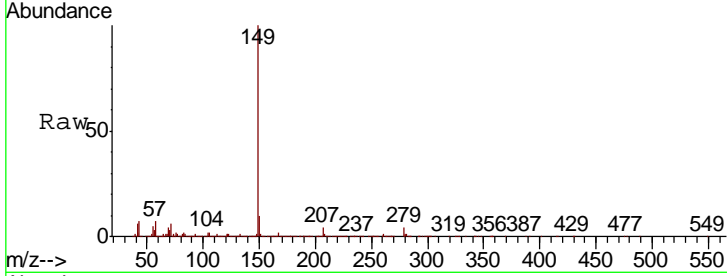




#85  
 Di-n-octyl phthalate  
 Concen: 42.452 ng  
 RT: 22.06 min Scan# 3226  
 Delta R.T. -0.01 min  
 Lab File: BM019063.D  
 Acq: 06 Mar 2019 09:23

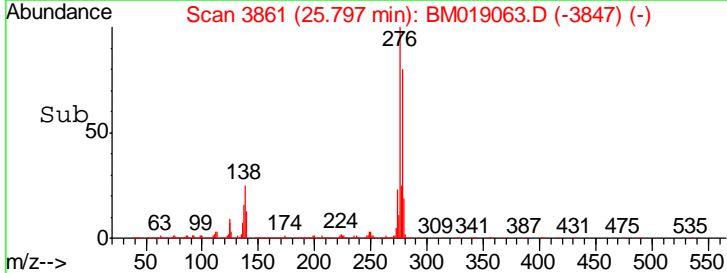
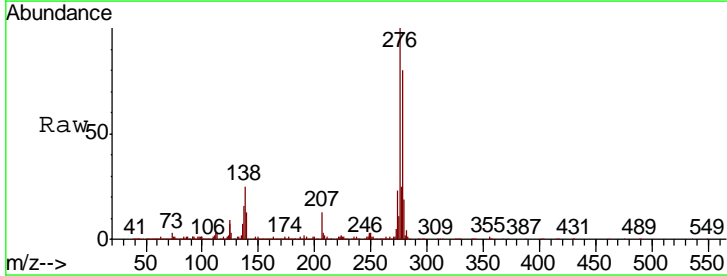
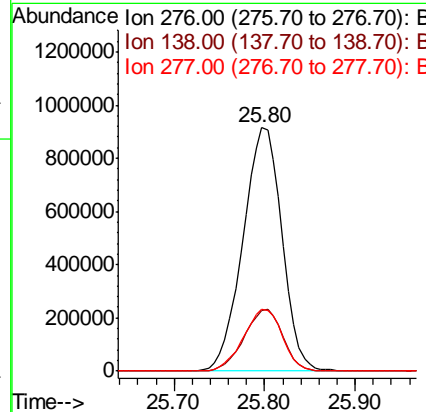
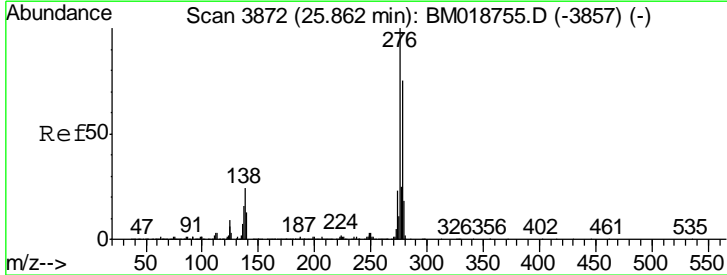
**Instrument :**  
 BNA\_M  
**ClientSampled :**  
 EXT-028-SW002-022719MSD

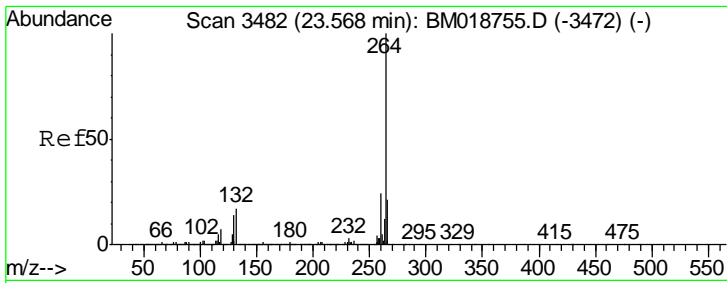
Tgt Ion	Resp	Lower	Upper
149	100		
167	1.6	1.3	1.9
43	7.4	6.0	9.0



#86  
 Indeno(1,2,3-cd)pyrene  
 Concen: 36.535 ng  
 RT: 25.80 min Scan# 3861  
 Delta R.T. -0.02 min  
 Lab File: BM019063.D  
 Acq: 06 Mar 2019 09:23

Tgt Ion	Resp	Lower	Upper
276	100		
138	25.0	20.2	30.4
277	25.3	20.3	30.5

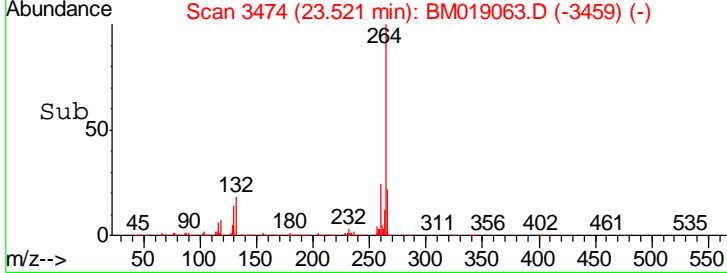
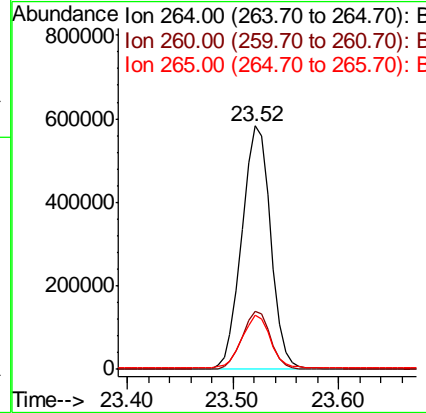
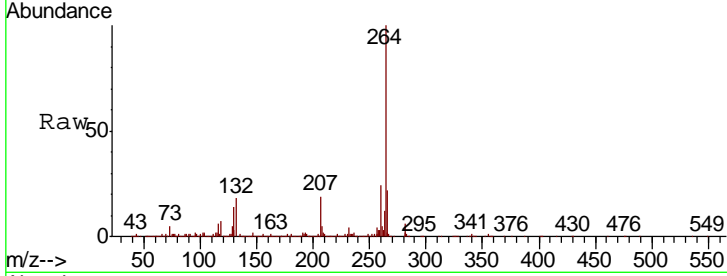




#87  
 Perylene-d12  
 Concen: 20.000 ng  
 RT: 23.52 min Scan# 3474  
 Delta R.T. -0.01 min  
 Lab File: BM019063.D  
 Acq: 06 Mar 2019 09:23

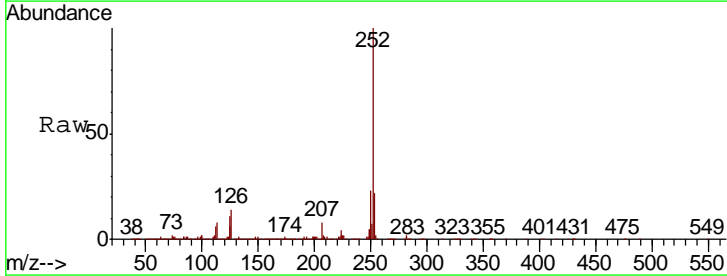
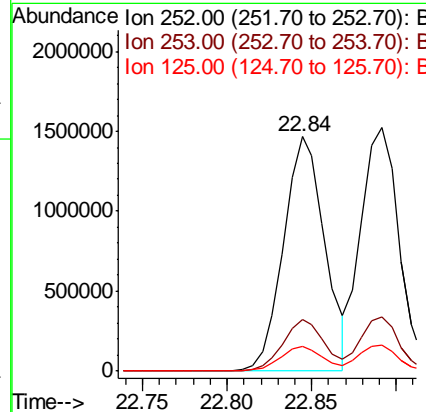
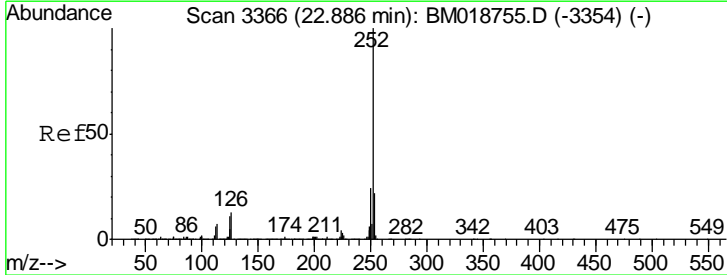
**Instrument :**  
 BNA\_M  
**ClientSampled :**  
 EXT-028-SW002-022719MSD

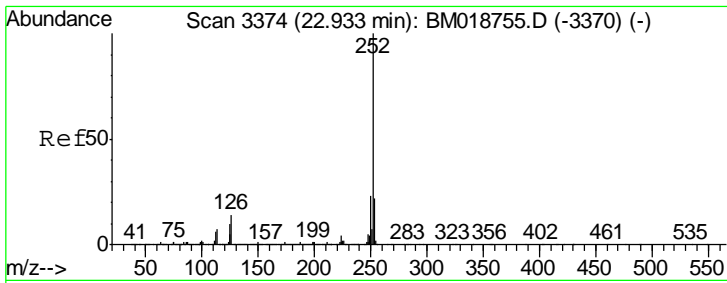
Tgt Ion	Resp	Lower	Upper
264	1107535		
260	23.8	18.9	28.3
265	22.3	17.3	25.9



#88  
 Benzo(b)fluoranthene  
 Concen: 39.235 ng  
 RT: 22.84 min Scan# 3359  
 Delta R.T. -0.01 min  
 Lab File: BM019063.D  
 Acq: 06 Mar 2019 09:23

Tgt Ion	Resp	Lower	Upper
252	2486150		
253	22.1	17.8	26.6
125	10.6	8.6	12.8

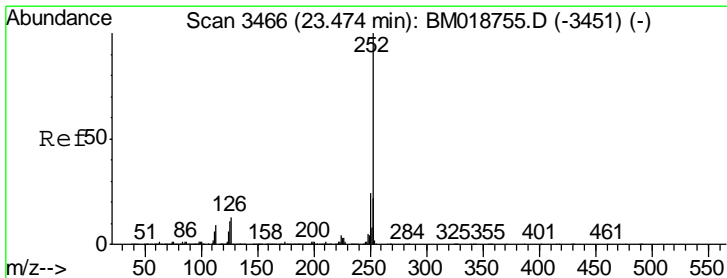
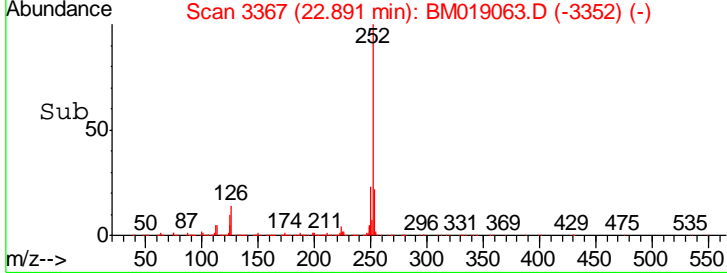
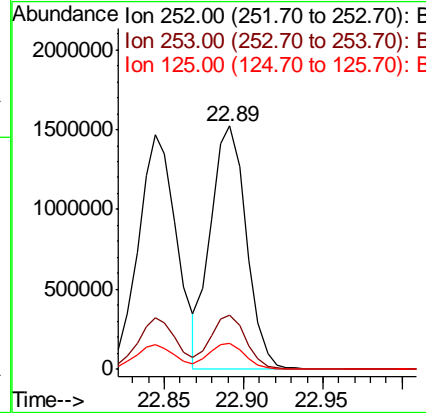
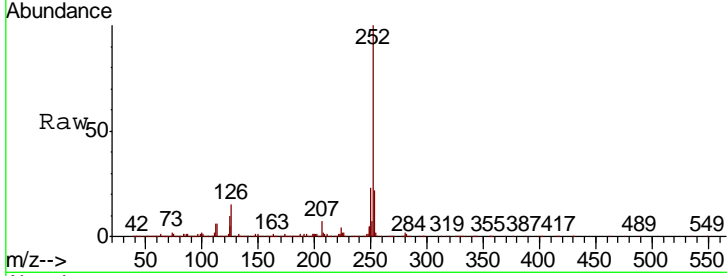




#89  
 Benzo(k)fluoranthene  
 Concen: 37.812 ng  
 RT: 22.89 min Scan# 3367  
 Delta R.T. -0.01 min  
 Lab File: BM019063.D  
 Acq: 06 Mar 2019 09:23

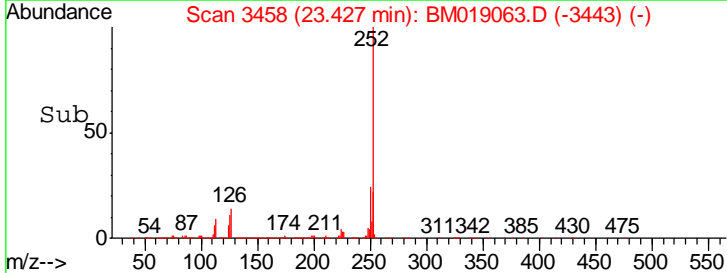
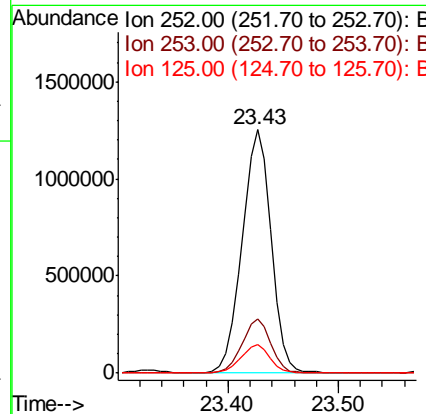
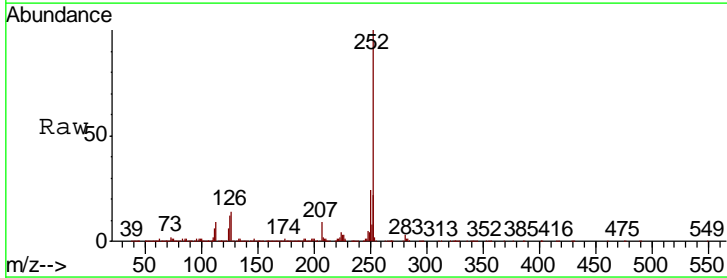
Instrument :  
 BNA\_M  
 ClientSampleId :  
 EXT-028-SW002-022719MSD

Tgt Ion	Resp	Lower	Upper
252	2385361		
253	22.1	17.7	26.5
125	10.4	8.2	12.4

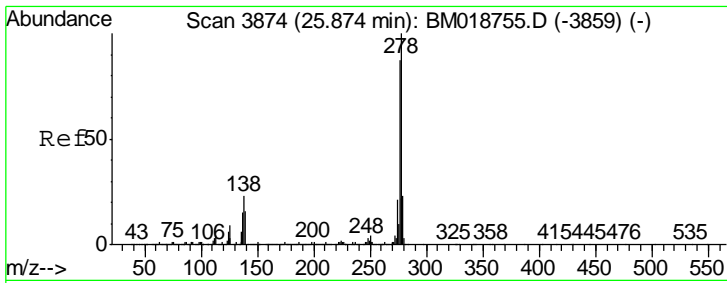


#90  
 Benzo(a)pyrene  
 Concen: 38.470 ng  
 RT: 23.43 min Scan# 3458  
 Delta R.T. -0.01 min  
 Lab File: BM019063.D  
 Acq: 06 Mar 2019 09:23

Tgt Ion	Resp	Lower	Upper
252	2309310		
253	22.2	17.4	26.0
125	11.6	8.6	13.0



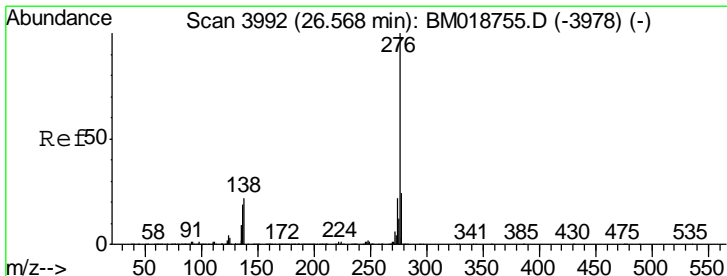
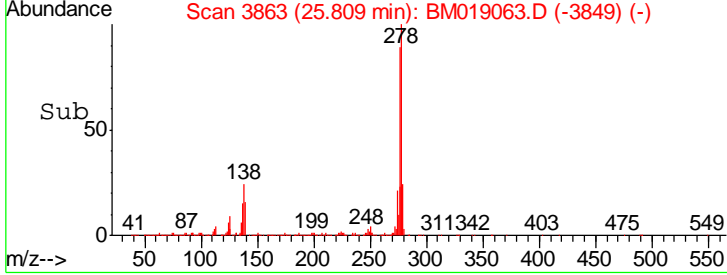
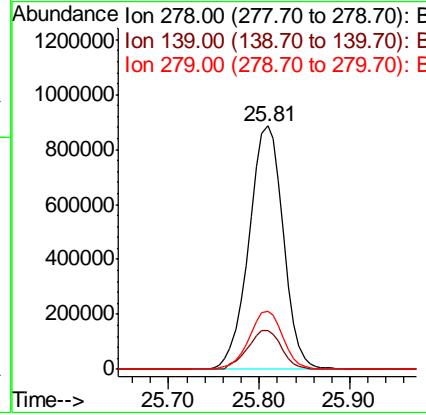
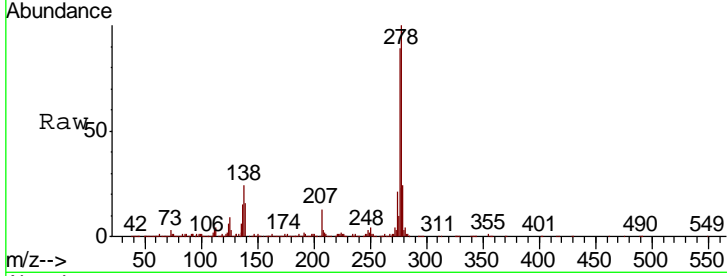




#91  
 Dibenzo(a,h)anthracene  
 Concen: 39.198 ng  
 RT: 25.81 min Scan# 3863  
 Delta R.T. -0.02 min  
 Lab File: BM019063.D  
 Acq: 06 Mar 2019 09:23

Instrument :  
 BNA\_M  
 ClientSampleId :  
 EXT-028-SW002-022719MSD

Tgt Ion	Resp	Lower	Upper
278	2331207		
139	16.2	12.6	18.8
279	23.6	18.6	28.0



#92  
 Benzo(g,h,i)perylene  
 Concen: 39.721 ng  
 RT: 26.50 min Scan# 3980  
 Delta R.T. -0.02 min  
 Lab File: BM019063.D  
 Acq: 06 Mar 2019 09:23

Tgt Ion	Resp	Lower	Upper
276	2199259		
277	23.6	19.2	28.8
138	21.4	17.3	25.9

