LSC Area Percent Report

Data Path : Z:\SVOASRV\HPCHEM1\BNA M\DATA\BM030519\
Data File : BM019043.D
Acq On : 05 Mar 2019 19:04
Operator : JU/SJ
Sample : K1705-05
Misc :
ALS Vial : 8 Sample Multiplier: 1

Instrument :
BNA_M
ClientSampleId :
EXT-028-SW006-022719

Integration Parameters: rteint.p
Integrator: RTE
Smoothing : ON Filtering: 5
Sampling : 1 Min Area: 3 % of largest Peak
Start Thrs: 0.2 Max Peaks: 100
Stop Thrs : 0 Peak Location: TOP

If leading or trailing edge < 100 prefer < Baseline drop else tangent >
Peak separation: 5

Method : Z:\SVOASRV\HPCHEM1\BNA_M\METHODS\8270-BM021119.M
Title : ASP BNA STANDARDS FOR 5 POINT CALIBRATION

Signal : TIC

peak #	R.T. min	first scan	max scan	last scan	PK TY	peak height	corr. area	corr. % max.	% of total
1	5.275	365	372	384	rBV	4220894	6144066	71.90%	9.241%
2	6.857	633	641	654	rBV	3978131	6865694	80.34%	10.327%
3	7.210	694	701	719	rBV	4395081	6863978	80.32%	10.324%
4	7.675	774	780	788	rBV	881238	1383997	16.20%	2.082%
5	7.992	826	834	846	rBV	3141595	4952377	57.95%	7.449%
6	8.845	971	979	995	rBV	2285992	3886560	45.48%	5.846%
7	10.463	1245	1254	1267	rBV	965350	1718714	20.11%	2.585%
8	12.939	1668	1675	1693	rBV	4986675	7431773	86.97%	11.178%
9	13.792	1815	1820	1833	rBV	227324	363463	4.25%	0.547%
10	14.327	1901	1911	1927	rVB2	1357686	2052348	24.02%	3.087%
11	15.827	2159	2166	2185	rBV	3927142	5741680	67.19%	8.636%
12	17.080	2373	2379	2384	rBV	1516068	2182833	25.54%	3.283%
13	17.121	2384	2386	2393	rVB	114686	162308	1.90%	0.244%
14	17.968	2525	2530	2535	rBV2	284899	430735	5.04%	0.648%
15	19.150	2725	2731	2737	rVB	161980	241559	2.83%	0.363%
16	19.256	2745	2749	2754	rBV2	100675	143138	1.68%	0.215%
17	19.515	2789	2793	2802	rVB	138624	204359	2.39%	0.307%
18	19.715	2821	2827	2840	rBV	6854784	8545335	100.00%	12.853%
19	20.980	3037	3042	3052	rBV	422778	636335	7.45%	0.957%
20	21.186	3073	3077	3084	rBV	849848	910710	10.66%	1.370%
21	21.280	3087	3093	3097	rBV	1874139	2483457	29.06%	3.735%
22	21.850	3187	3190	3191	rBV	86556	86026	1.01%	0.129%
23	22.309	3265	3268	3275	rVB	154875	189492	2.22%	0.285%
24	22.815	3350	3354	3358	rBV	174715	259203	3.03%	0.390%
25	23.380	3446	3450	3454	rVB	154778	220807	2.58%	0.332%
26	23.527	3468	3475	3488	rVB2	1226182	2384234	27.90%	3.586%

Sum of corrected areas: 66485181

LSC Report - Integrated Chromatogram

Data Path : Z:\SVOASRV\HPCHEM1\BNA M\DATA\BM030519\
Data File : BM019043.D
Acq On : 05 Mar 2019 19:04
Operator : JU/SJ
Sample : K1705-05
Misc :
ALS Vial : 8 Sample Multiplier: 1

Instrument :
BNA_M
ClientSampleId :
EXT-028-SW006-022719

Quant Method : Z:\SVOASRV\HPCHEM1\BNA_M\METHODS\8270-BM021119.M
Quant Title : ASP BNA STANDARDS FOR 5 POINT CALIBRATION

TIC Library : C:\DATABASE\NIST02.L
TIC Integration Parameters: LSCINT.P

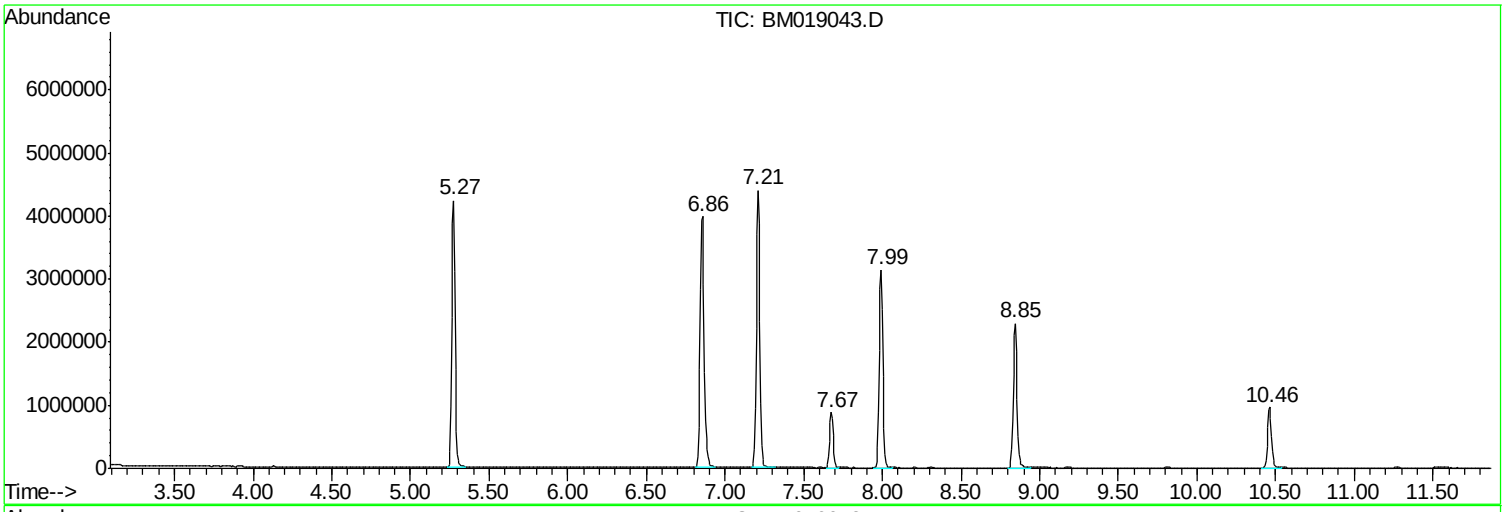

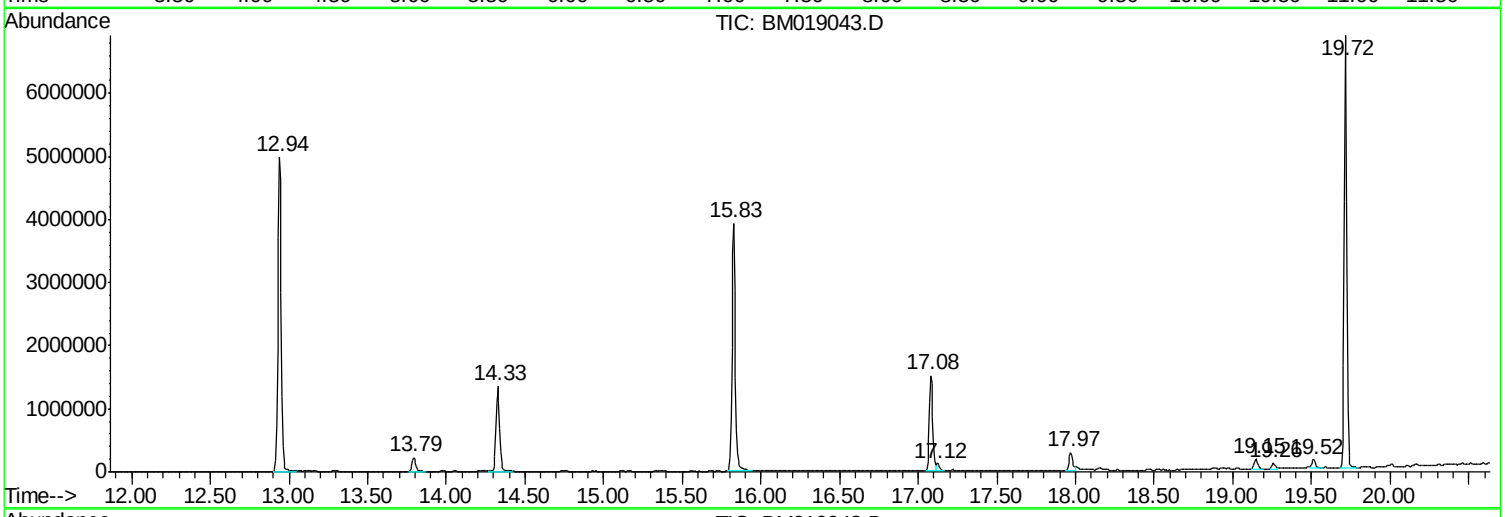

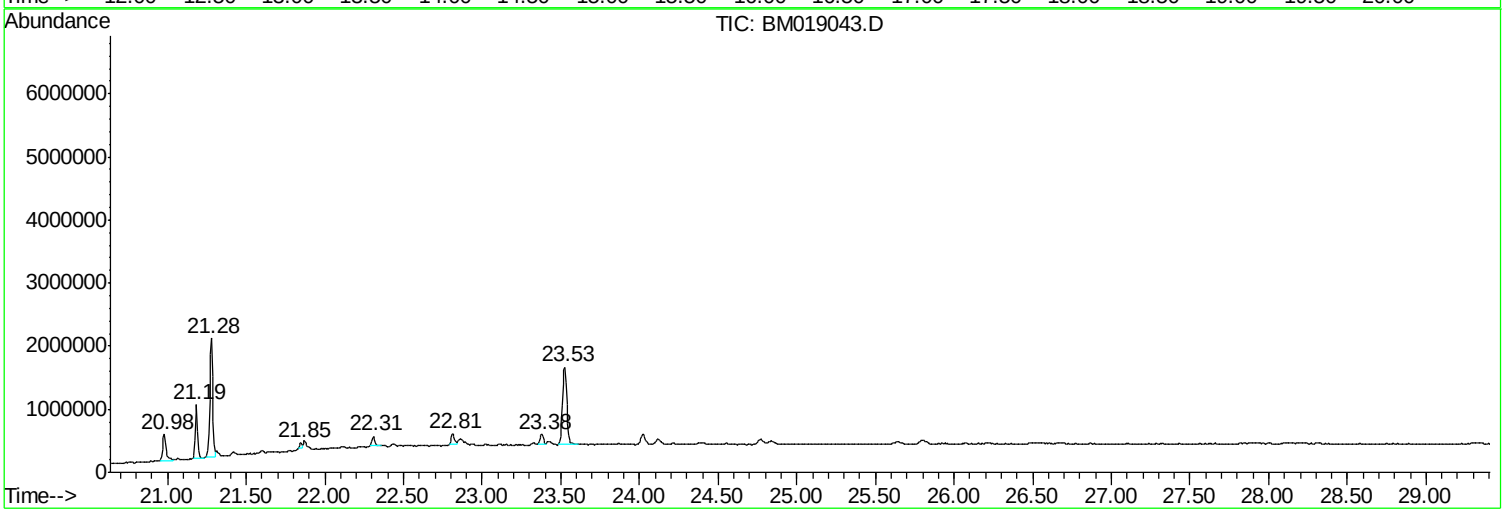

Library Search Compound Report

Data Path : Z:\SVOASRV\HPCHEM1\BNA M\DATA\BM030519\
Data File : BM019043.D
Acq On : 05 Mar 2019 19:04
Operator : JU/SJ
Sample : K1705-05
Misc :
ALS Vial : 8 Sample Multiplier: 1

Instrument :
BNA_M
ClientSampleId :
EXT-028-SW006-022719

Quant Method : Z:\SVOASRV\HPCHEM1\BNA_M\METHODS\8270-BM021119.M
Quant Title : ASP BNA STANDARDS FOR 5 POINT CALIBRATION

TIC Library : C:\DATABASE\NIST02.L
TIC Integration Parameters: LSCINT.P

****

Peak Number 1 unknown7.21 Concentration Rank 1

R.T.	EstConc	Area	Relative to ISTD	R.T.
7.21	99.19 ng	6863980	1,4-Dichlorobenzene-d4	7.67

Hit# of 5	Tentative ID	MW	MolForm	CAS#	Qual
1	3-Chloro-6-fluoro-pyrazine	132	C4H2ClFN2	1000146-10-7	27
2	Tranylcypromine-propionyl	189	C12H15NO	1000123-86-3	12
3	5-Fluoro-2-chloropyrimidine	132	C4H2ClFN2	062802-42-0	12
4	2-Cyclohexen-1-one	96	C6H8O	000930-68-7	11
5	4-Methylpyrrolo[1,2-a]pyrazine	132	C8H8N2	064608-60-2	9

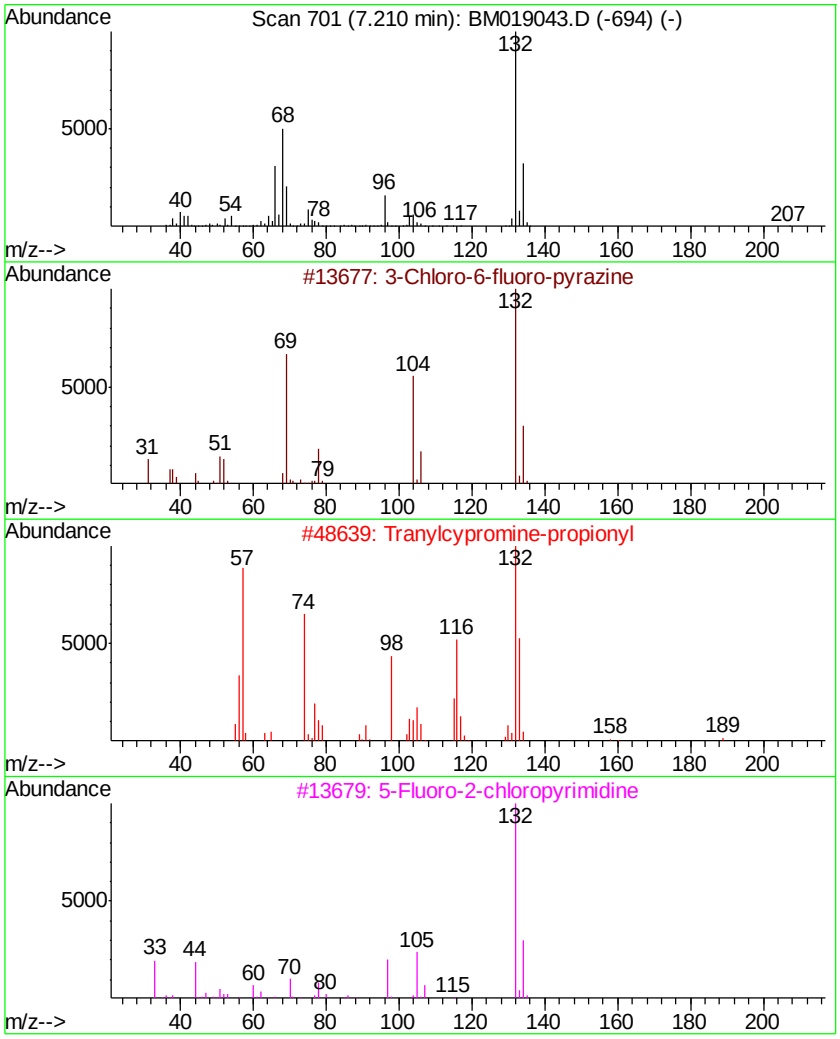

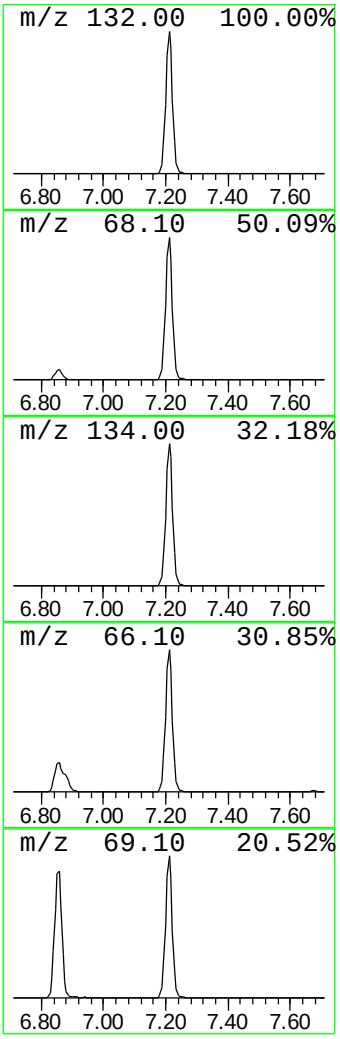

Library Search Compound Report

Data Path : Z:\SVOASRV\HPCHEM1\BNA M\DATA\BM030519\
Data File : BM019043.D
Acq On : 05 Mar 2019 19:04
Operator : JU/SJ
Sample : K1705-05
Misc :
ALS Vial : 8 Sample Multiplier: 1

Instrument :
BNA_M
ClientSampleId :
EXT-028-SW006-022719

Quant Method : Z:\SVOASRV\HPCHEM1\BNA_M\METHODS\8270-BM021119.M
Quant Title : ASP BNA STANDARDS FOR 5 POINT CALIBRATION

TIC Library : C:\DATABASE\NIST02.L
TIC Integration Parameters: LSCINT.P

****

Peak Number 3 n-Hexadecanoic acid Concentration Rank 4

R.T.	EstConc	Area	Relative to ISTD	R.T.
17.97	3.95 ng	430735	Phenanthrene-d10	17.08

Hit# of 5	Tentative ID	MW	MolForm	CAS#	Qual
1	n-Hexadecanoic acid	256	C16H32O2	000057-10-3	98
2	Tridecanoic acid	214	C13H26O2	000638-53-9	93
3	Pentadecanoic acid	242	C15H30O2	001002-84-2	74
4	Pentadecane	212	C15H32	000629-62-9	11
5	Octadecane, 2-methyl-	268	C19H40	001560-88-9	11

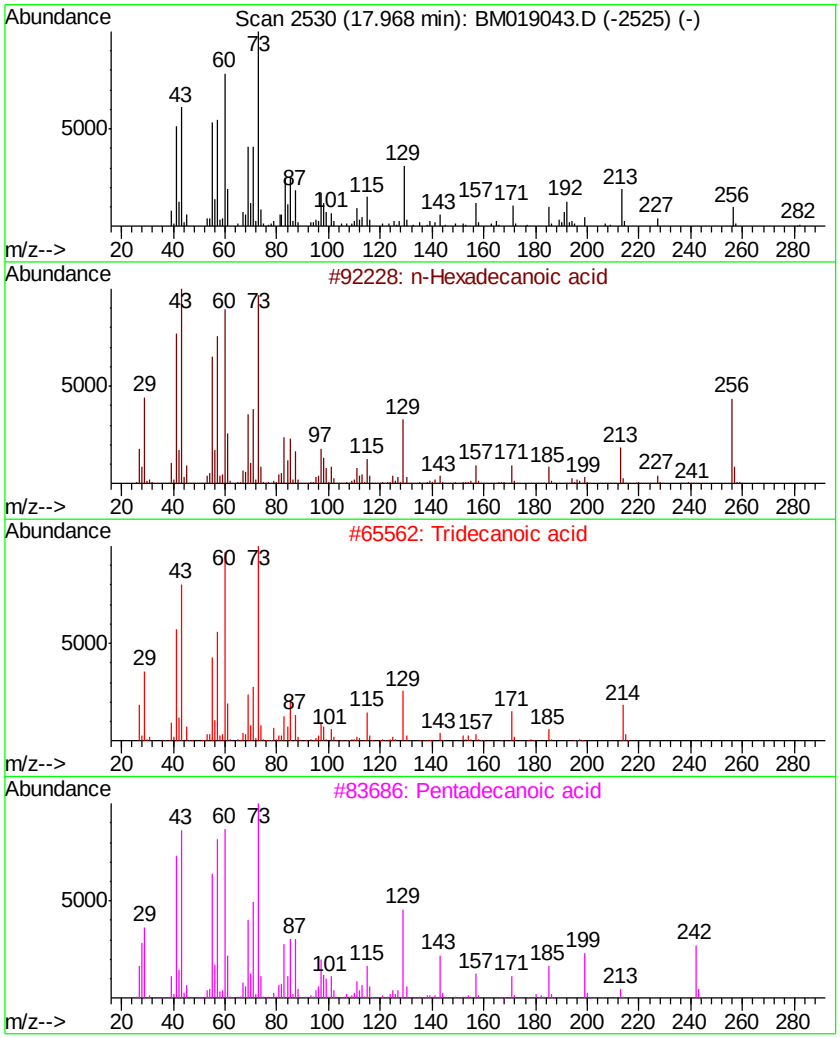

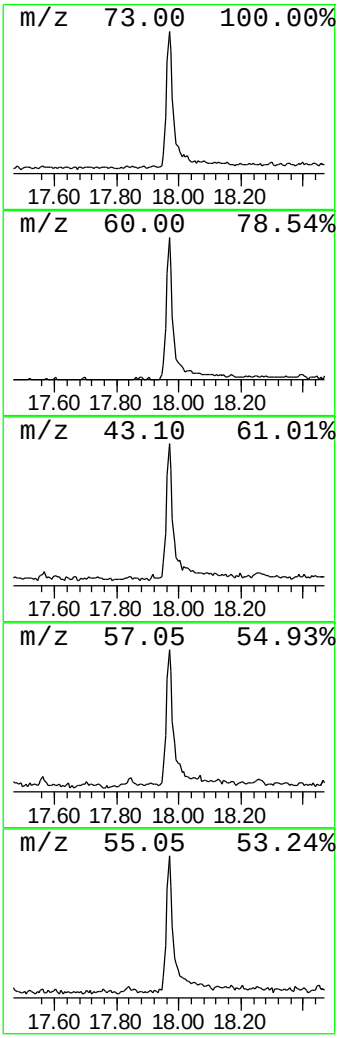

Library Search Compound Report

Data Path : Z:\SVOASRV\HPCHEM1\BNA M\DATA\BM030519\
Data File : BM019043.D
Acq On : 05 Mar 2019 19:04
Operator : JU/SJ
Sample : K1705-05
Misc :
ALS Vial : 8 Sample Multiplier: 1

Instrument :
BNA_M
ClientSampleId :
EXT-028-SW006-022719

Quant Method : Z:\SVOASRV\HPCHEM1\BNA_M\METHODS\8270-BM021119.M
Quant Title : ASP BNA STANDARDS FOR 5 POINT CALIBRATION

TIC Library : C:\DATABASE\NIST02.L
TIC Integration Parameters: LSCINT.P

****

Peak Number 5 Trichloroacetic acid, penta... Concentration Rank 3

R.T.	EstConc	Area	Relative to ISTD	R.T.
20.98	5.12 ng	636335	Chrysene-d12	21.28

Hit# of 5	Tentative ID	MW	MolForm	CAS#	Qual
1	Trichloroacetic acid, pentadecyl...	372	C17H31Cl3O2	074339-53-0	91
2	Heptafluorobutyric acid, n-penta...	424	C19H31F7O2	1000216-79-3	91
3	Trichloroacetic acid, hexadecyl ...	386	C18H33Cl3O2	074339-54-1	91
4	3-Eicosene, (E)-	280	C20H40	074685-33-9	90
5	Heptafluorobutyric acid, n-octad...	466	C22H37F7O2	000400-57-7	90

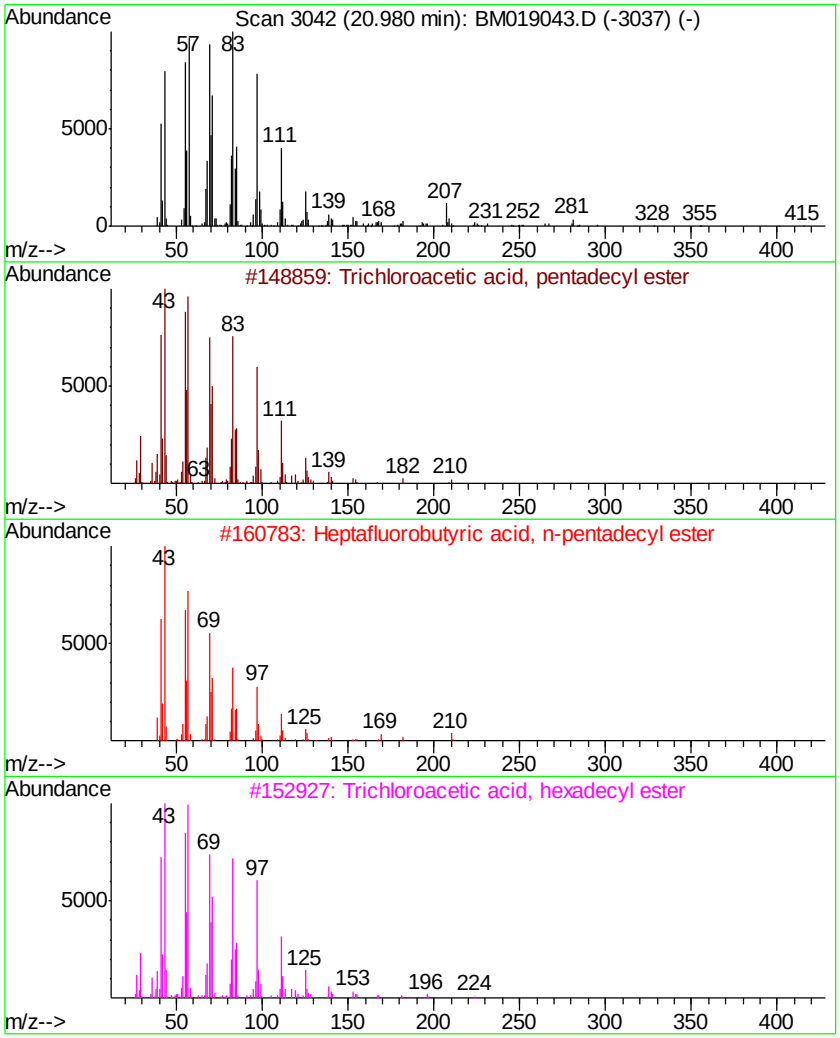

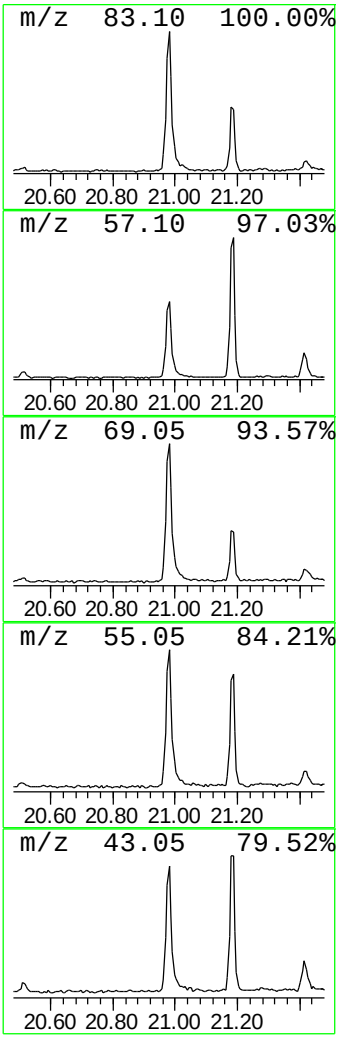

Library Search Compound Report

Data Path : Z:\SVOASRV\HPCHEM1\BNA M\DATA\BM030519\
Data File : BM019043.D
Acq On : 05 Mar 2019 19:04
Operator : JU/SJ
Sample : K1705-05
Misc :
ALS Vial : 8 Sample Multiplier: 1

Instrument :
BNA_M
ClientSampleId :
EXT-028-SW006-022719

Quant Method : Z:\SVOASRV\HPCHEM1\BNA_M\METHODS\8270-BM021119.M
Quant Title : ASP BNA STANDARDS FOR 5 POINT CALIBRATION

TIC Library : C:\DATABASE\NIST02.L
TIC Integration Parameters: LSCINT.P

****

Peak Number 6 Heneicosane Concentration Rank 6

R.T.	EstConc	Area	Relative to ISTD	R.T.
22.81	2.17 ng	259203	Perylene-d12	23.53

Hit# of 5	Tentative ID	MW	MolForm	CAS#	Qual
1	Heneicosane	296	C21H44	000629-94-7	91
2	Heptadecane, 9-octyl-	352	C25H52	007225-64-1	91
3	Heptadecane, 8-methyl-	254	C18H38	013287-23-5	90
4	Nonacosane	408	C29H60	000630-03-5	90
5	Docosane	310	C22H46	000629-97-0	87

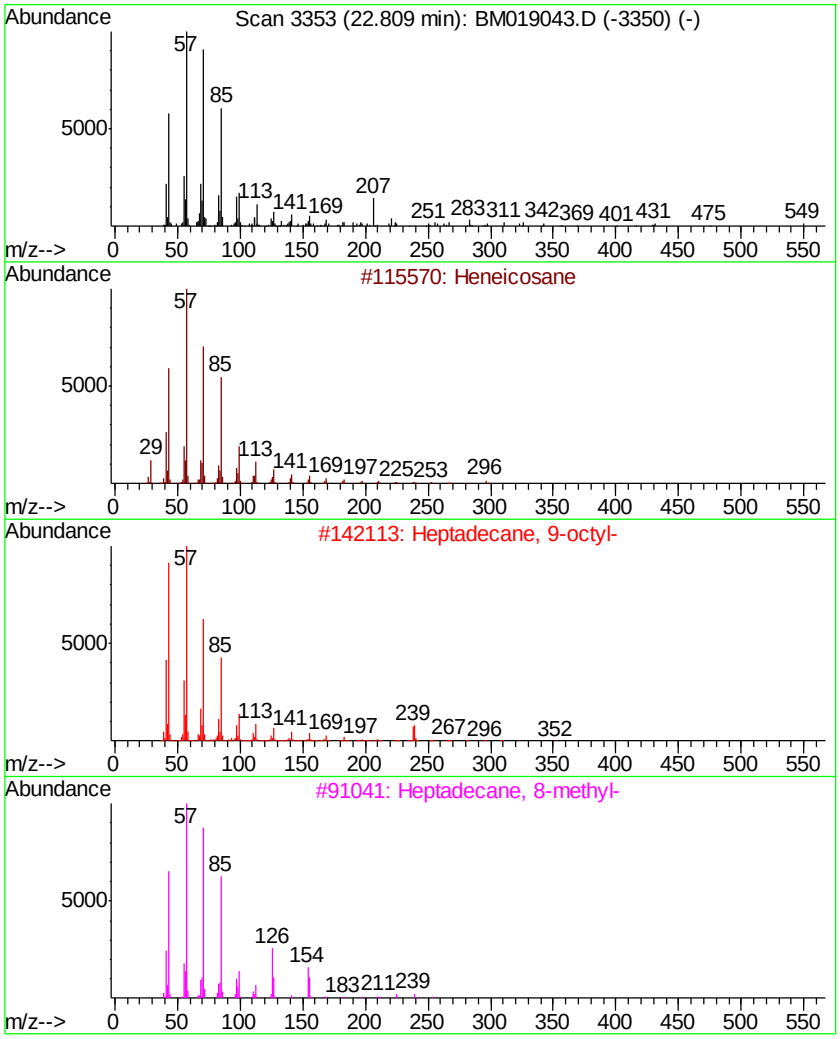

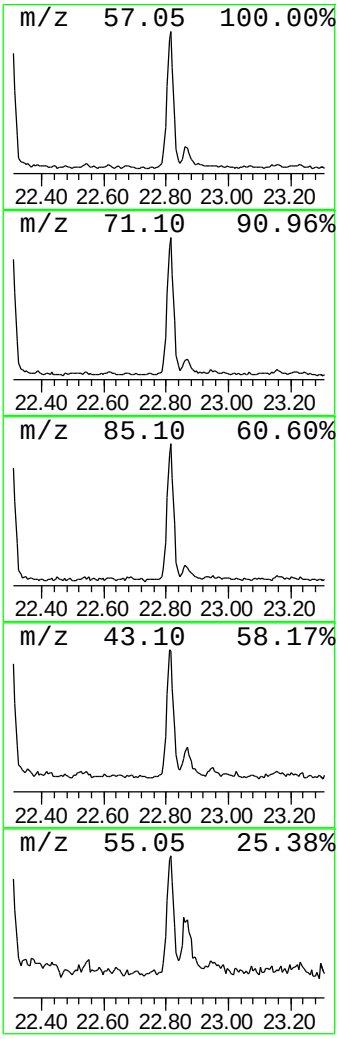

Tentatively Identified Compound (LSC) summary

Data Path : Z:\SVOASRV\HPCHEM1\BNA_M\DATA\BM030519\
Data File : BM019043.D
Acq On : 05 Mar 2019 19:04
Operator : JU/SJ
Sample : K1705-05
Misc :
ALS Vial : 8 Sample Multiplier: 1

Instrument :
BNA_M
ClientSampleId :
EXT-028-SW006-022719

Quant Method : Z:\SVOASRV\HPCHEM1\BNA_M\METHODS\8270-BM021119.M
Quant Title : ASP BNA STANDARDS FOR 5 POINT CALIBRATION

TIC Library : C:\DATABASE\NIST02.L
TIC Integration Parameters: LSCINT.P

TIC Top Hit name	RT	EstConc	Units	Response	Internal Standard #	RT	Resp	Conc
unknown7.21	7.21	99.2	ng	6863980	1	7.67	1384000	20.0
n-Hexadecanoic acid	17.97	4.0	ng	430735	4	17.08	2182830	20.0
Trichloroacetic a...	20.98	5.1	ng	636335	5	21.28	2483460	20.0
Heneicosane	22.81	2.2	ng	259203	6	23.53	2384230	20.0