LSC Area Percent Report

Data Path : Z:\SVOASRV\HPCHEM1\BNA M\DATA\BM032319\
Data File : BM019351.D
Acq On : 23 Mar 2019 14:34
Operator : JU/SJ
Sample : K2027-06
Misc :
ALS Vial : 9 Sample Multiplier: 1

Instrument :
BNA_M
ClientSampleId :
C09C8

Integration Parameters: LSCINT.P
Integrator: RTE
Smoothing : OFF Filtering: 5
Sampling : 1 Min Area: 0.1 % of largest Peak
Start Thrs: 0.2 Max Peaks: 100
Stop Thrs : 0 Peak Location: TOP

If leading or trailing edge < 100 prefer < Baseline drop else tangent >
Peak separation: 5

Method : Z:\SVOASRV\HPCHEM1\BNA_M\METHODS\SOM-EPA-BM032219MA.M
Title : SVOA CALIBRATION

Signal : TIC

peak #	R.T. min	first scan	max scan	last scan	PK TY	peak height	corr. area	corr. % max.	% of total
1	4.969	328	337	360	rBV2	41200539	71058923	35.28%	11.719%
2	6.798	642	648	660	rVB	145653	248381	0.12%	0.041%
3	6.969	669	677	689	rBV	470467	789008	0.39%	0.130%
4	7.151	701	708	721	rVB	549964	937880	0.47%	0.155%
5	7.504	760	768	781	rBV	11064523	17465029	8.67%	2.880%
6	7.675	781	797	802	rBV2	46816054	102169229	50.73%	16.850%
7	8.022	838	856	860	rBV5	50772927	201409867	100.00%	33.217%
8	8.328	902	908	921	rBV	360982	669431	0.33%	0.110%
9	8.787	975	986	996	rBV	542517	982075	0.49%	0.162%
10	9.104	1034	1040	1047	rBV2	131475	216176	0.11%	0.036%
11	9.498	1100	1107	1112	rBV	482693	785416	0.39%	0.130%
12	10.028	1189	1197	1214	rBV	681952	1243193	0.62%	0.205%
13	10.298	1229	1243	1248	rBV2	47848138	129087377	64.09%	21.290%
14	10.410	1256	1262	1267	rBV	722144	1088115	0.54%	0.179%
15	10.781	1316	1325	1346	rBV	11207686	18985576	9.43%	3.131%
16	11.692	1470	1480	1493	rBV2	80631	222397	0.11%	0.037%
17	12.404	1594	1601	1603	rBV	1320251	2031242	1.01%	0.335%
18	12.439	1603	1607	1619	rVB	1751299	2751865	1.37%	0.454%
19	13.063	1704	1713	1729	rBV	18532045	28760503	14.28%	4.743%
20	13.692	1813	1820	1837	rBV	1112621	1687957	0.84%	0.278%
21	13.963	1860	1866	1878	rBV	1428000	2091199	1.04%	0.345%
22	14.269	1910	1918	1928	rBV2	888840	1349948	0.67%	0.223%
23	14.586	1966	1972	1982	rVB	743283	1106816	0.55%	0.183%
24	15.268	2082	2088	2102	rBV	1765720	2602019	1.29%	0.429%
25	15.410	2107	2112	2124	rBV	405359	673362	0.33%	0.111%
26	17.027	2381	2387	2397	rBV	1102118	1533621	0.76%	0.253%
27	17.127	2397	2404	2422	rBV	1868291	2784400	1.38%	0.459%
28	19.433	2790	2796	2807	rBV	2467749	3301440	1.64%	0.544%
29	21.233	3096	3102	3115	rBV	1367195	1976675	0.98%	0.326%
30	23.309	3448	3455	3466	rBV2	2256186	4060785	2.02%	0.670%
31	23.450	3472	3479	3490	rBV2	1049270	2067230	1.03%	0.341%
32	23.933	3558	3561	3570	rVB	114563	202983	0.10%	0.033%

LSC Area Percent Report

Data Path : Z:\SVOASRV\HPCHEM1\BNA M\DATA\BM032319\
Data File : BM019351.D
Acq On : 23 Mar 2019 14:34
Operator : JU/SJ
Sample : K2027-06
Misc :
ALS Vial : 9 Sample Multiplier: 1

Instrument :
BNA_M
ClientSampleId :
C09C8

Integration Parameters: LSCINT.P
Integrator: RTE
Smoothing : OFF Filtering: 5
Sampling : 1 Min Area: 0.1 % of largest Peak
Start Thrs: 0.2 Max Peaks: 100
Stop Thrs : 0 Peak Location: TOP

If leading or trailing edge < 100 prefer < Baseline drop else tangent >
Peak separation: 5

Method : Z:\SVOASRV\HPCHEM1\BNA_M\METHODS\SOM-EPA-BM032219MA.M
Title : SVOA CALIBRATION

Sum of corrected areas: 606340118

LSC Report - Integrated Chromatogram

Data Path : Z:\SVOASRV\HPCHEM1\BNA M\DATA\BM032319\
Data File : BM019351.D
Acq On : 23 Mar 2019 14:34
Operator : JU/SJ
Sample : K2027-06
Misc :
ALS Vial : 9 Sample Multiplier: 1

Instrument :
BNA_M
ClientSampleId :
C09C8

Quant Method : Z:\SVOASRV\HPCHEM1\BNA_M\METHODS\SOM-EPA-BM032219MA.M
Quant Title : SVOA CALIBRATION

TIC Library : C:\DATABASE\NIST02.L
TIC Integration Parameters: LSCINT.P

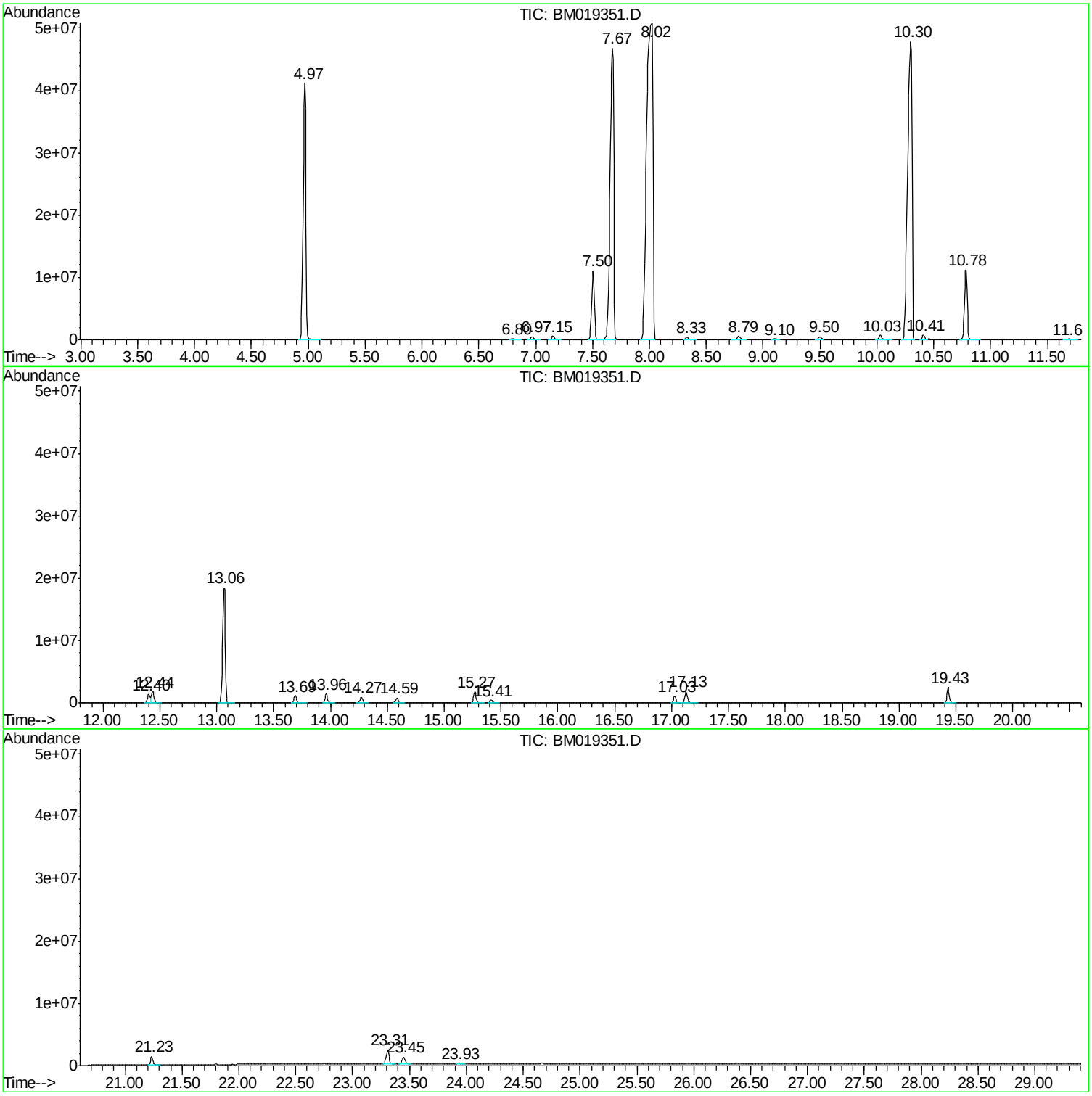

Library Search Compound Report

Data Path : Z:\SVOASRV\HPCHEM1\BNA M\DATA\BM032319\
Data File : BM019351.D
Acq On : 23 Mar 2019 14:34
Operator : JU/SJ
Sample : K2027-06
Misc :
ALS Vial : 9 Sample Multiplier: 1

Instrument :
BNA_M
ClientSampleId :
C09C8

Quant Method : Z:\SVOASRV\HPCHEM1\BNA_M\METHODS\SOM-EPA-BM032219MA.M
Quant Title : SVOA CALIBRATION

TIC Library : C:\DATABASE\NIST02.L
TIC Integration Parameters: LSCINT.P

****

Peak Number 1 Benzene, chloro- Concentration Rank 5

R.T.	EstConc	Area	Relative to ISTD	R.T.
4.97	13.91 ng/ul	71058900	1,4-Dichlorobenzene-d4	7.62

Hit# of 5	Tentative ID	MW	MolForm	CAS#	Qual
1	Benzene, chloro-	112	C6H5Cl	000108-90-7	90
2	Benzene, chloro-	112	C6H5Cl	000108-90-7	90
3	Benzene, chloro-	112	C6H5Cl	000108-90-7	87
4	Benzene, chloro-	112	C6H5Cl	000108-90-7	86
5	Phenol, 3-fluoro-	112	C6H5FO	000372-20-3	14

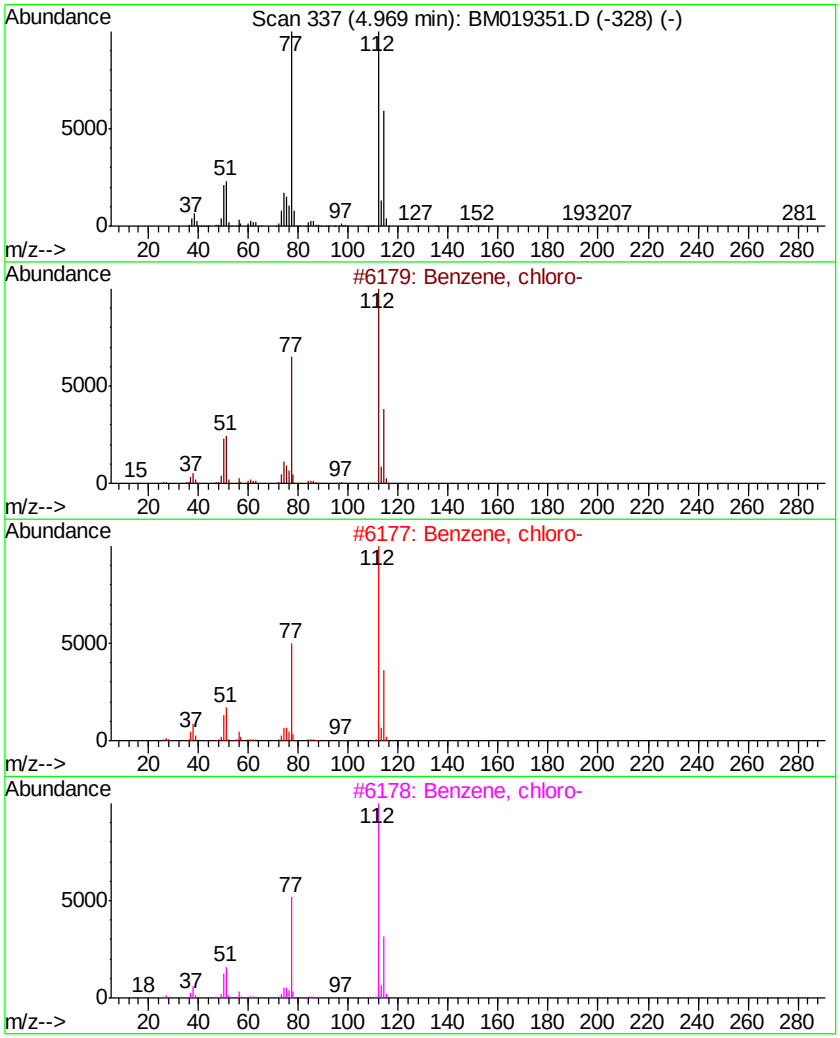

Library Search Compound Report

Data Path : Z:\SVOASRV\HPCHEM1\BNA M\DATA\BM032319\
Data File : BM019351.D
Acq On : 23 Mar 2019 14:34
Operator : JU/SJ
Sample : K2027-06
Misc :
ALS Vial : 9 Sample Multiplier: 1

Instrument :
BNA_M
ClientSampleId :
C09C8

Quant Method : Z:\SVOASRV\HPCHEM1\BNA_M\METHODS\SOM-EPA-BM032219MA.M
Quant Title : SVOA CALIBRATION

TIC Library : C:\DATABASE\NIST02.L
TIC Integration Parameters: LSCINT.P

****
Peak Number 2 Benzene, 1,4-dichloro- Concentration Rank 8

R.T.	EstConc	Area	Relative to ISTD	R.T.
7.50	3.42 ng/ul	17465000	1,4-Dichlorobenzene-d4	7.62

Hit# of 5	Tentative ID	MW	MolForm	CAS#	Qual
1	Benzene, 1,4-dichloro-	146	C6H4Cl2	000106-46-7	96
2	Benzene, 1,4-dichloro-	146	C6H4Cl2	000106-46-7	96
3	Benzene, 1,3-dichloro-	146	C6H4Cl2	000541-73-1	95
4	Benzene, 1,2-dichloro-	146	C6H4Cl2	000095-50-1	95
5	Benzene, 1,3-dichloro-	146	C6H4Cl2	000541-73-1	95

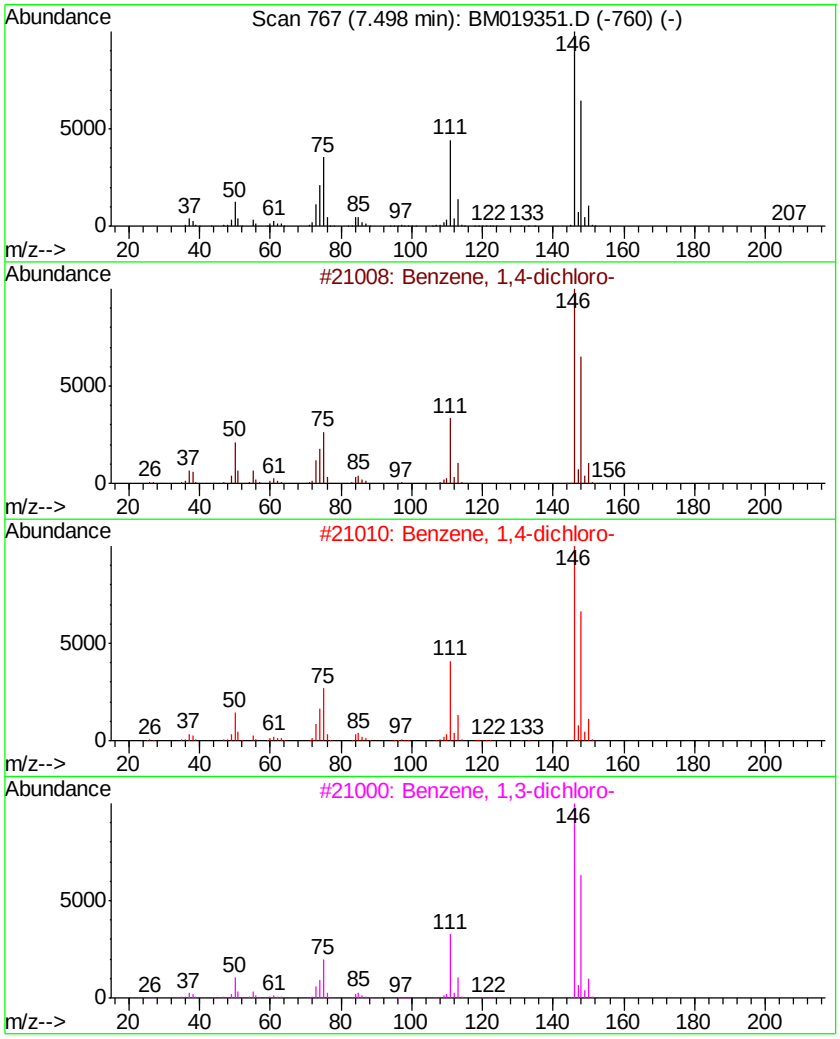

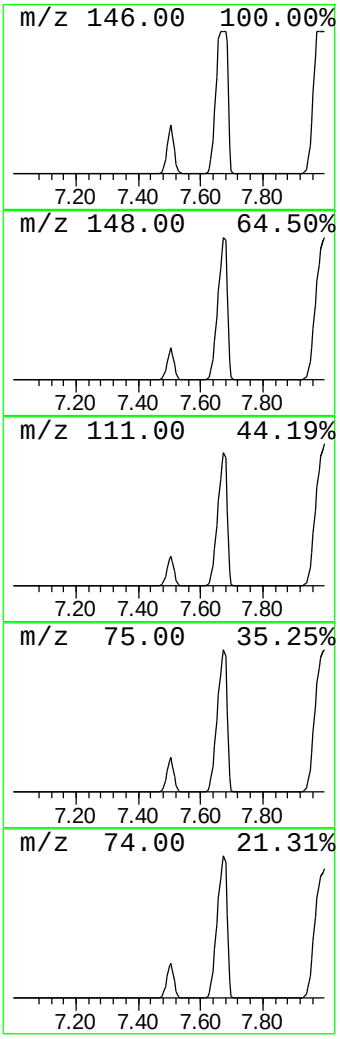

Library Search Compound Report

Data Path : Z:\SVOASRV\HPCHEM1\BNA M\DATA\BM032319\
Data File : BM019351.D
Acq On : 23 Mar 2019 14:34
Operator : JU/SJ
Sample : K2027-06
Misc :
ALS Vial : 9 Sample Multiplier: 1

Instrument :
BNA_M
ClientSampleId :
C09C8

Quant Method : Z:\SVOASRV\HPCHEM1\BNA_M\METHODS\SOM-EPA-BM032219MA.M
Quant Title : SVOA CALIBRATION

TIC Library : C:\DATABASE\NIST02.L
TIC Integration Parameters: LSCINT.P

****
Peak Number 3 Benzene, 1,3-dichloro- Concentration Rank 4

R.T.	EstConc	Area	Relative to ISTD	R.T.
7.67	20.00 ng/ul	102169000	1,4-Dichlorobenzene-d4	7.62

Hit# of 5	Tentative ID	MW	MolForm	CAS#	Qual
1	Benzene, 1,4-dichloro-	146	C6H4Cl2	000106-46-7	94
2	Benzene, 1,3-dichloro-	146	C6H4Cl2	000541-73-1	90
3	Benzene, 1,2-dichloro-	146	C6H4Cl2	000095-50-1	90
4	Benzene, 1,4-dichloro-	146	C6H4Cl2	000106-46-7	87
5	Benzene, 1,3-dichloro-	146	C6H4Cl2	000541-73-1	87

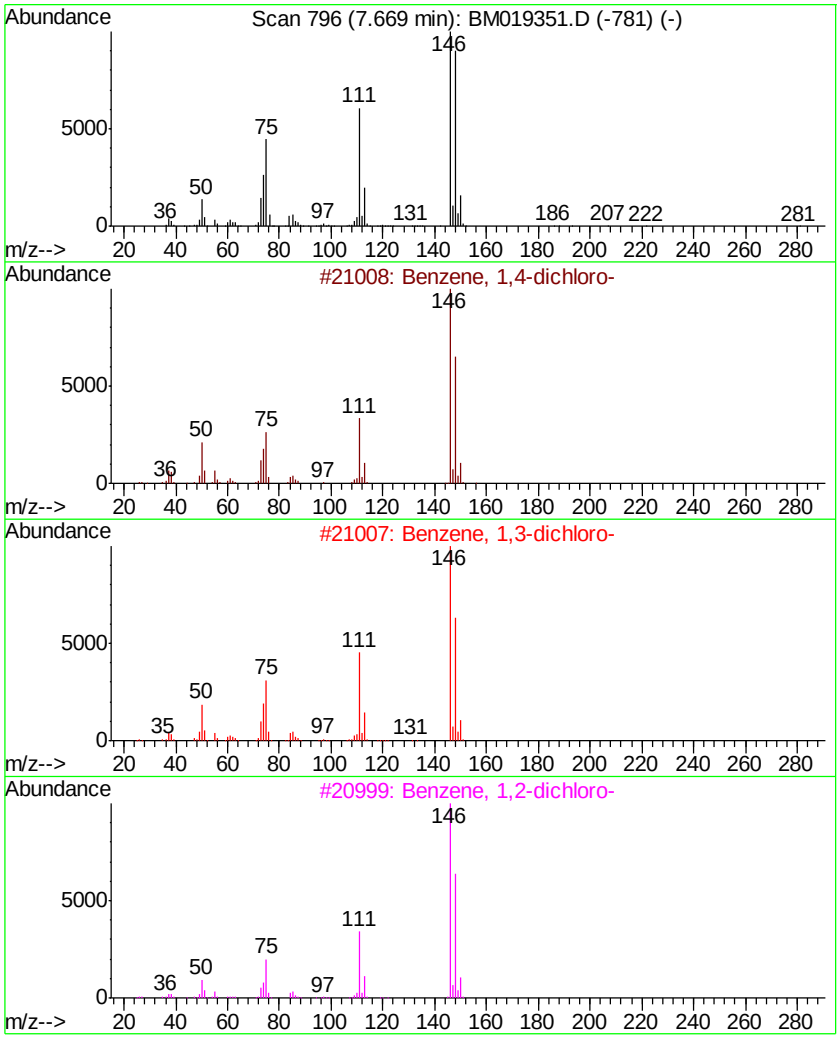

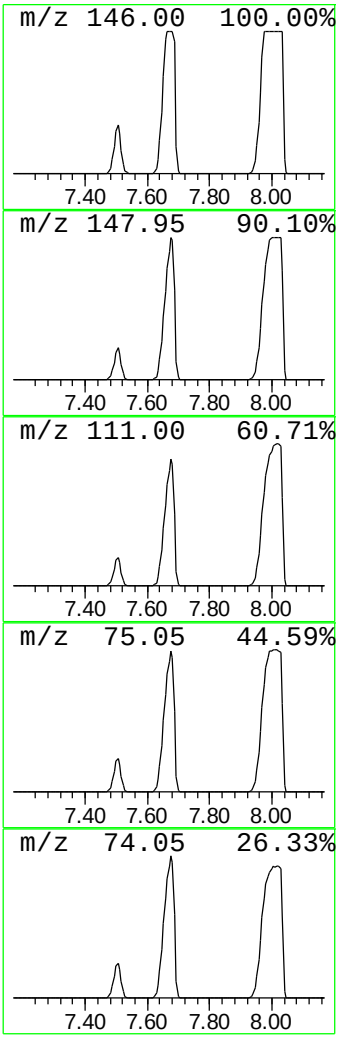

Library Search Compound Report

Data Path : Z:\SVOASRV\HPCHEM1\BNA M\DATA\BM032319\
Data File : BM019351.D
Acq On : 23 Mar 2019 14:34
Operator : JU/SJ
Sample : K2027-06
Misc :
ALS Vial : 9 Sample Multiplier: 1

Instrument :
BNA_M
ClientSampleId :
C09C8

Quant Method : Z:\SVOASRV\HPCHEM1\BNA_M\METHODS\SOM-EPA-BM032219MA.M
Quant Title : SVOA CALIBRATION

TIC Library : C:\DATABASE\NIST02.L
TIC Integration Parameters: LSCINT.P

****
Peak Number 4 Benzene, 1,2-dichloro- Concentration Rank 3

R.T.	EstConc	Area	Relative to ISTD	R.T.
8.02	39.43 ng/ul	201410000	1,4-Dichlorobenzene-d4	7.62

Hit# of 5	Tentative ID	MW	MolForm	CAS#	Qual
1	Benzene, 1,4-dichloro-	146	C6H4Cl2	000106-46-7	93
2	Benzene, 1,4-dichloro-	146	C6H4Cl2	000106-46-7	91
3	Benzene, 1,2-dichloro-	146	C6H4Cl2	000095-50-1	81
4	Benzene, 1,4-dichloro-	146	C6H4Cl2	000106-46-7	81
5	Benzene, 1,2-dichloro-	146	C6H4Cl2	000095-50-1	81

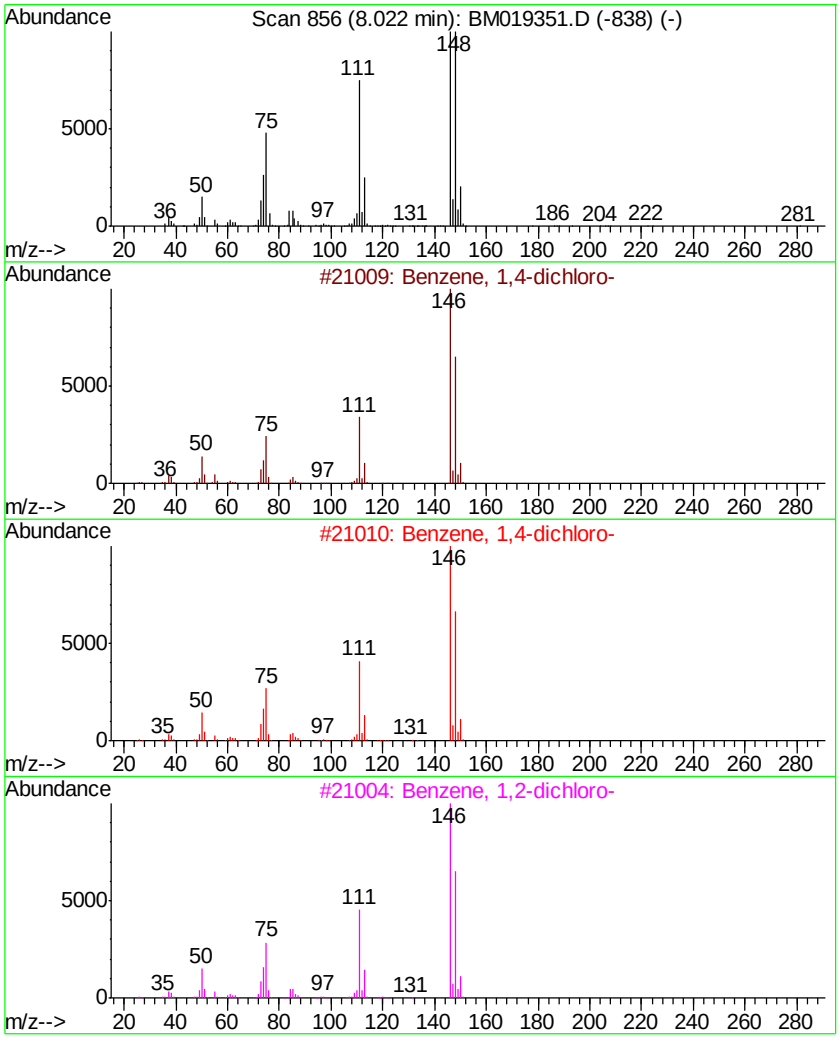

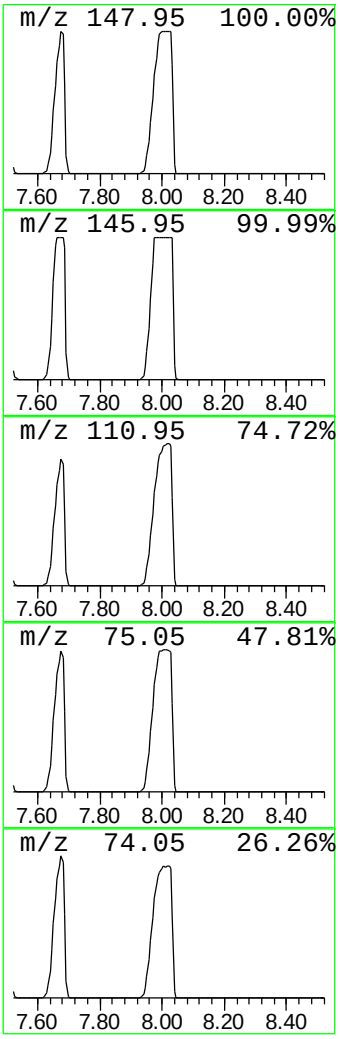

Library Search Compound Report

Data Path : Z:\SVOASRV\HPCHEM1\BNA M\DATA\BM032319\
Data File : BM019351.D
Acq On : 23 Mar 2019 14:34
Operator : JU/SJ
Sample : K2027-06
Misc :
ALS Vial : 9 Sample Multiplier: 1

Instrument :
BNA_M
ClientSampleId :
C09C8

Quant Method : Z:\SVOASRV\HPCHEM1\BNA_M\METHODS\SOM-EPA-BM032219MA.M
Quant Title : SVOA CALIBRATION

TIC Library : C:\DATABASE\NIST02.L
TIC Integration Parameters: LSCINT.P

****
Peak Number 5 Benzene, 1-bromo-2-chloro- Concentration Rank 7

R.T.	EstConc	Area	Relative to ISTD	R.T.
9.10	3.97 ng/ul	216176	Naphthalene-d8	10.41

Hit# of 5	Tentative ID	MW	MolForm	CAS#	Qual
1	Benzene, 1-bromo-2-chloro-	190	C6H4BrCl	000694-80-4	98
2	Benzene, 1-bromo-4-chloro-	190	C6H4BrCl	000106-39-8	98
3	Benzene, 1-bromo-3-chloro-	190	C6H4BrCl	000108-37-2	98
4	Benzene, 1-bromo-2-chloro-	190	C6H4BrCl	000694-80-4	97
5	Benzene, 1-bromo-3-chloro-	190	C6H4BrCl	000108-37-2	96

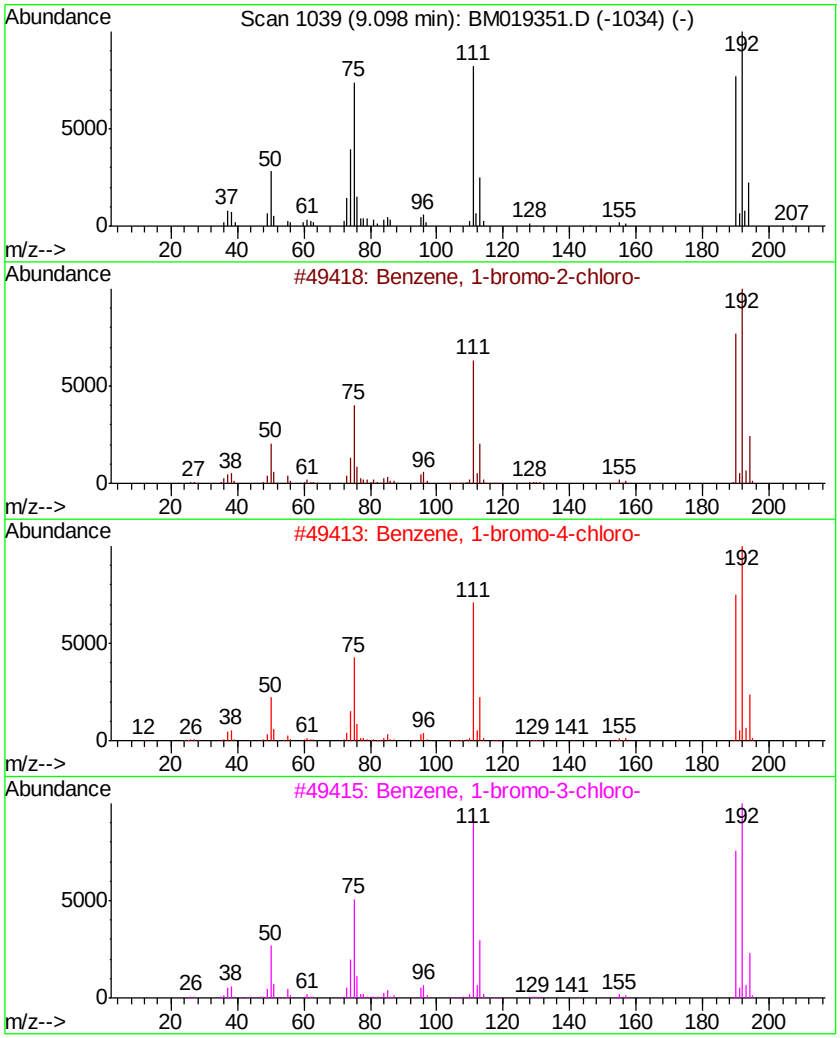

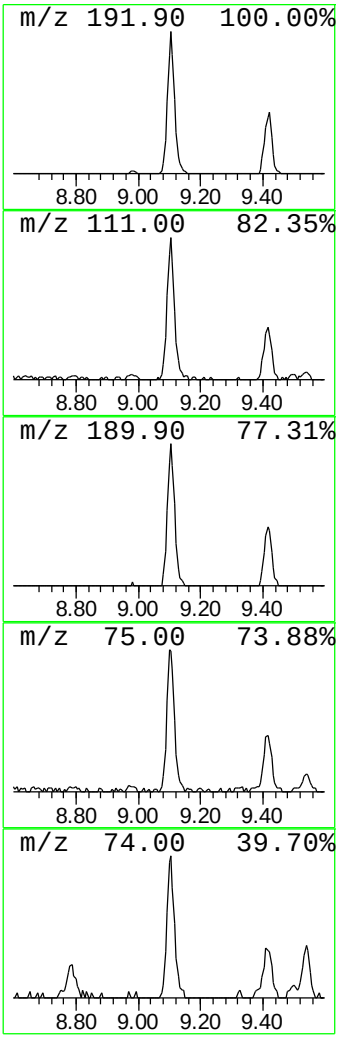

Library Search Compound Report

Data Path : Z:\SVOASRV\HPCHEM1\BNA M\DATA\BM032319\
Data File : BM019351.D
Acq On : 23 Mar 2019 14:34
Operator : JU/SJ
Sample : K2027-06
Misc :
ALS Vial : 9 Sample Multiplier: 1

Instrument :
BNA_M
ClientSampleId :
C09C8

Quant Method : Z:\SVOASRV\HPCHEM1\BNA_M\METHODS\SOM-EPA-BM032219MA.M
Quant Title : SVOA CALIBRATION

TIC Library : C:\DATABASE\NIST02.L
TIC Integration Parameters: LSCINT.P

****

Peak Number 6 Benzene, 1,2,3-trichloro- Concentration Rank 1

R.T.	EstConc	Area	Relative to ISTD	R.T.
10.30	2372.68 ng/ul	129087000	Naphthalene-d8	10.41

Hit# of 5	Tentative ID	MW	MolForm	CAS#	Qual
1	Benzene, 1,2,3-trichloro-	180	C6H3Cl3	000087-61-6	98
2	Benzene, 1,2,4-trichloro-	180	C6H3Cl3	000120-82-1	96
3	Benzene, 1,3,5-trichloro-	180	C6H3Cl3	000108-70-3	95
4	Benzene, 1,2,4-trichloro-	180	C6H3Cl3	000120-82-1	95
5	Benzene, 1,2,3-trichloro-	180	C6H3Cl3	000087-61-6	95

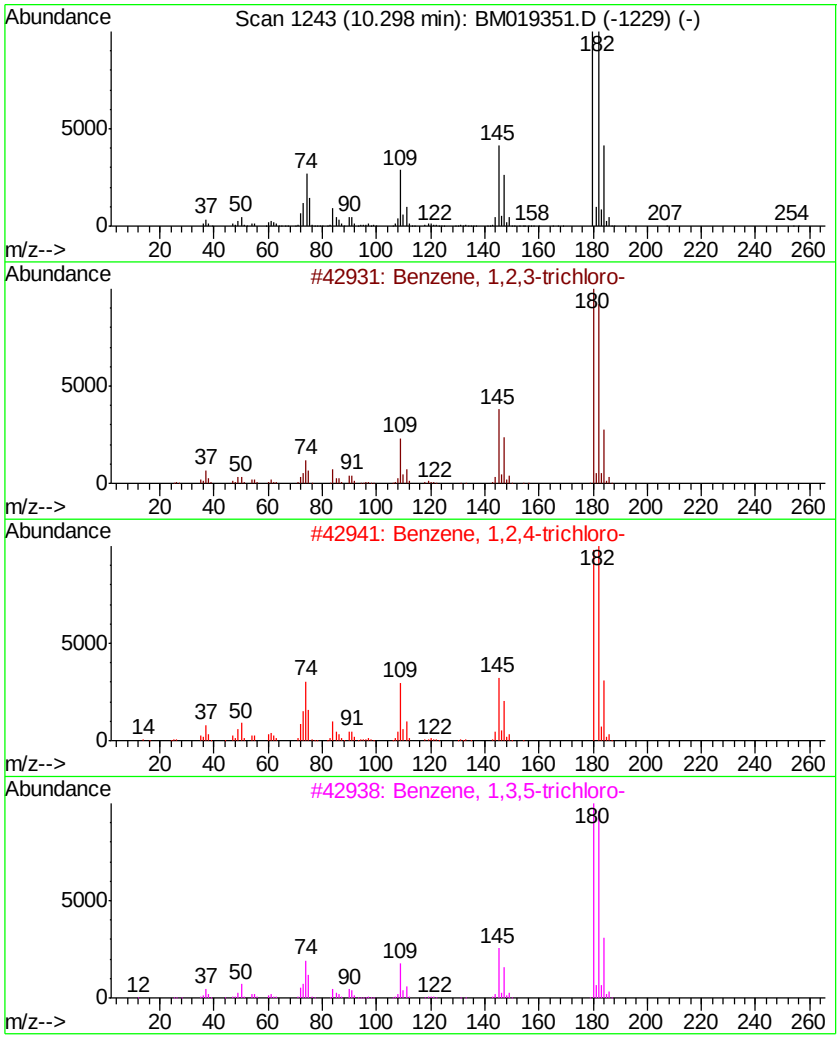

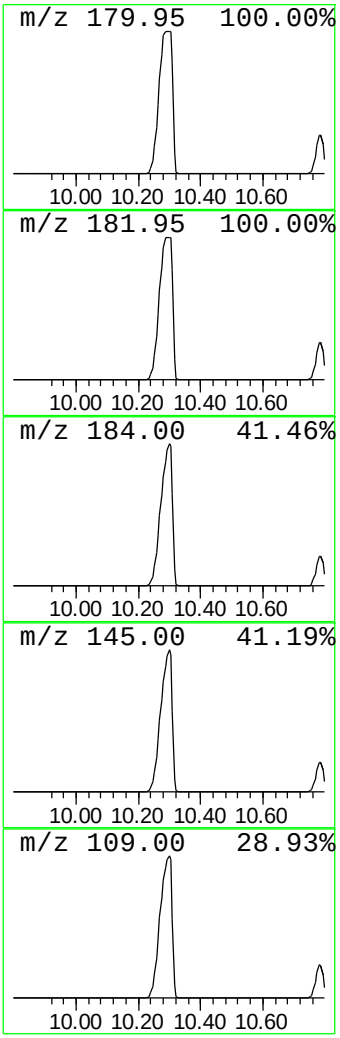

Library Search Compound Report

Data Path : Z:\SVOASRV\HPCHEM1\BNA M\DATA\BM032319\
Data File : BM019351.D
Acq On : 23 Mar 2019 14:34
Operator : JU/SJ
Sample : K2027-06
Misc :
ALS Vial : 9 Sample Multiplier: 1

Instrument :
BNA_M
ClientSampleId :
C09C8

Quant Method : Z:\SVOASRV\HPCHEM1\BNA_M\METHODS\SOM-EPA-BM032219MA.M
Quant Title : SVOA CALIBRATION

TIC Library : C:\DATABASE\NIST02.L
TIC Integration Parameters: LSCINT.P

****

Peak Number 7 Benzene, 1,3,5-trichloro- Concentration Rank 2

R.T.	EstConc	Area	Relative to ISTD	R.T.
10.78	348.96 ng/ul	18985600	Naphthalene-d8	10.41

Hit# of 5	Tentative ID	MW	MolForm	CAS#	Qual
1	Benzene, 1,2,3-trichloro-	180	C6H3Cl3	000087-61-6	98
2	Benzene, 1,3,5-trichloro-	180	C6H3Cl3	000108-70-3	98
3	Benzene, 1,3,5-trichloro-	180	C6H3Cl3	000108-70-3	98
4	Benzene, 1,2,3-trichloro-	180	C6H3Cl3	000087-61-6	98
5	Benzene, 1,2,3-trichloro-	180	C6H3Cl3	000087-61-6	97

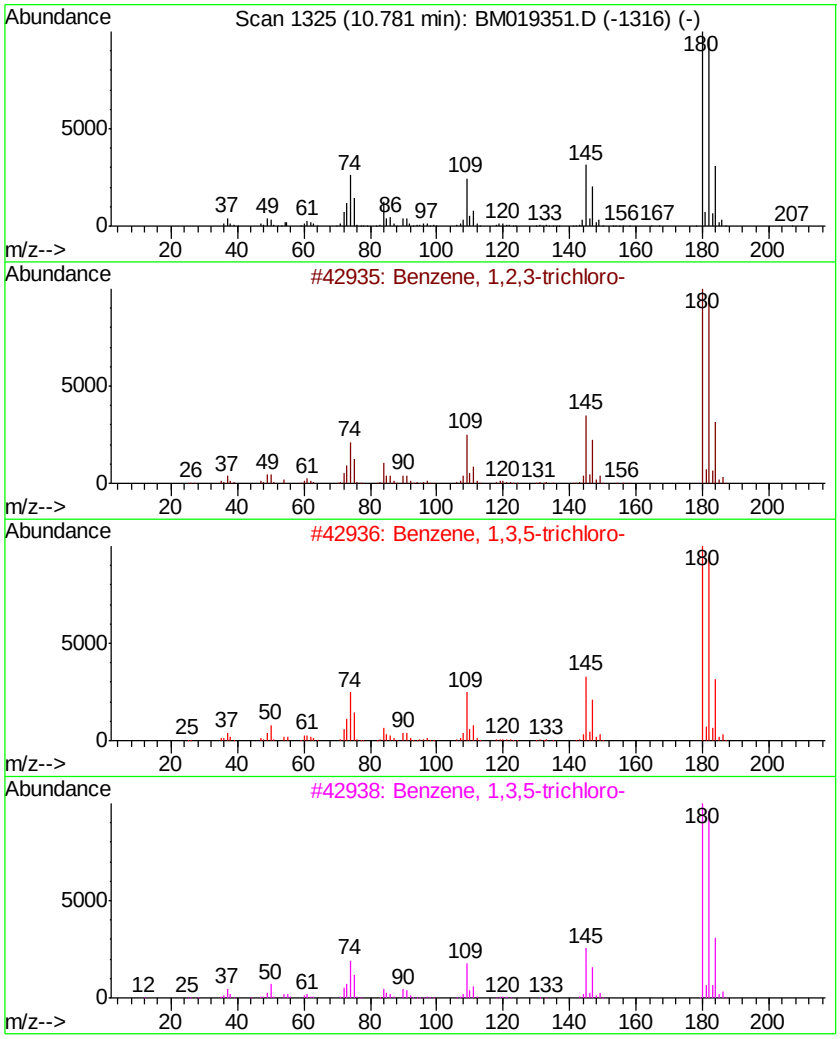

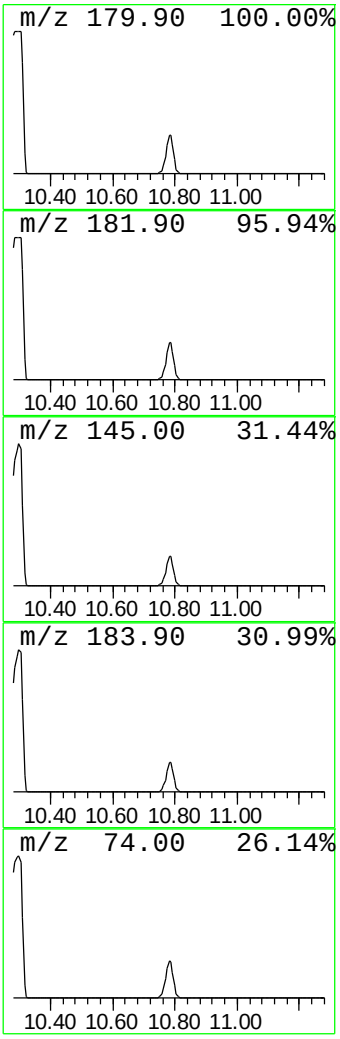

Library Search Compound Report

Data Path : Z:\SVOASRV\HPCHEM1\BNA M\DATA\BM032319\
Data File : BM019351.D
Acq On : 23 Mar 2019 14:34
Operator : JU/SJ
Sample : K2027-06
Misc :
ALS Vial : 9 Sample Multiplier: 1

Instrument :
BNA_M
ClientSampleId :
C09C8

Quant Method : Z:\SVOASRV\HPCHEM1\BNA_M\METHODS\SOM-EPA-BM032219MA.M
Quant Title : SVOA CALIBRATION

TIC Library : C:\DATABASE\NIST02.L
TIC Integration Parameters: LSCINT.P

****

Peak Number 8 Benzene, 4-bromo-1,2-dichloro- Concentration Rank 6

R.T.	EstConc	Area	Relative to ISTD	R.T.
11.69	4.09 ng/ul	222397	Naphthalene-d8	10.41

Hit# of 5	Tentative ID	MW	MolForm	CAS#	Qual
1	Benzene, 4-bromo-1,2-dichloro-	224	C6H3BrCl2	018282-59-2	99
2	Benzene, 2-bromo-1,4-dichloro-	224	C6H3BrCl2	001435-50-3	99
3	Benzene, 1-bromo-2,6-dichloro-	224	C6H3BrCl2	019393-92-1	98
4	1-Bromo-2,4-dichlorobenzene	224	C6H3BrCl2	001193-72-2	98
5	Benzene, 1-bromo-3,5-dichloro-	224	C6H3BrCl2	019752-55-7	95

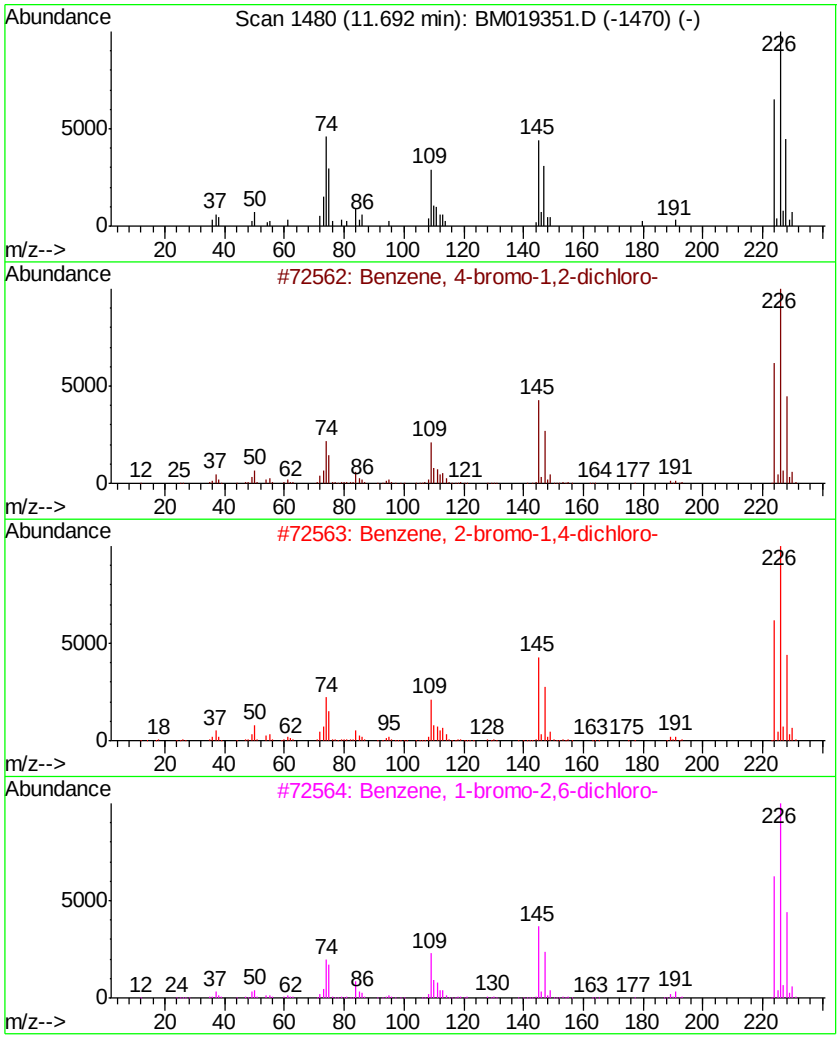

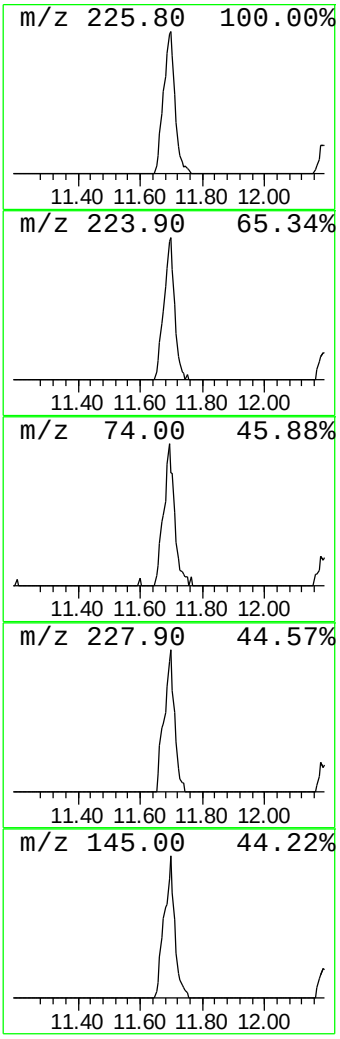

Tentatively Identified Compound (LSC) summary

Data Path : Z:\SVOASRV\HPCHEM1\BNA_M\DATA\BM032319\
Data File : BM019351.D
Acq On : 23 Mar 2019 14:34
Operator : JU/SJ
Sample : K2027-06
Misc :
ALS Vial : 9 Sample Multiplier: 1

Instrument :
BNA_M
ClientSampleId :
C09C8

Quant Method : Z:\SVOASRV\HPCHEM1\BNA_M\METHODS\SOM-EPA-BM032219MA.M
Quant Title : SVOA CALIBRATION

TIC Library : C:\DATABASE\NIST02.L
TIC Integration Parameters: LSCINT.P

TIC Top Hit name	RT	EstConc	Units	Response	Internal Standard #	RT	Resp	Conc
Benzene, chloro-	4.97	13.9	ng/ul	71058900	1	7.62	102169000	20.0
Benzene, 1,4-dich...	7.50	3.4	ng/ul	17465000	1	7.62	102169000	20.0
Benzene, 1,3-dich...	7.67	20.0	ng/ul	102169000	1	7.62	102169000	20.0
Benzene, 1,2-dich...	8.02	39.4	ng/ul	201410000	1	7.62	102169000	20.0
Benzene, 1-bromo-...	9.10	4.0	ng/ul	216176	2	10.41	1088120	20.0
Benzene, 1,2,3-tr...	10.30	2372.7	ng/ul	129087000	2	10.41	1088120	20.0
Benzene, 1,3,5-tr...	10.78	349.0	ng/ul	18985600	2	10.41	1088120	20.0
Benzene, 4-bromo-...	11.69	4.1	ng/ul	222397	2	10.41	1088120	20.0