LSC Area Percent Report

Data Path : Z:\svoasrv\HPCHEM1\BNA_M\Data\BM041125\
Data File : BM049902.D
Acq On : 11 Apr 2025 15:36
Operator : RC/JU
Sample : Q1771-09
Misc :
ALS Vial : 11 Sample Multiplier: 1

Instrument :
BNA_M
ClientSampleId :
TP-3A

Integration Parameters: rteint.p
Integrator: RTE
Smoothing : ON Filtering: 5
Sampling : 1 Min Area: 3 % of largest Peak
Start Thrs: 0.2 Max Peaks: 100
Stop Thrs : 0 Peak Location: TOP

If leading or trailing edge < 100 prefer < Baseline drop else tangent >
Peak separation: 5

Method : Z:\svoasrv\HPCHEM1\BNA_M\Methods\8270-BM040825.M
Title : ASP BNA STANDARDS FOR 5 POINT CALIBRATION

Signal : TIC: BM049902.D\data.ms

peak #	R.T. min	first scan	max scan	last scan	PK TY	peak height	corr. area	corr. % max.	% of total
1	4.893	319	324	336	rBV	744383	1020278	8.43%	1.413%
2	5.364	397	404	417	rBV	4370803	6319211	52.19%	8.751%
3	5.969	500	507	514	rVB	107638	162577	1.34%	0.225%
4	6.952	667	674	692	rBV	3890654	6213784	51.32%	8.605%
5	7.775	805	814	823	rBV	1132885	1721345	14.22%	2.384%
6	8.928	1001	1010	1021	rBV	2307367	3749699	30.97%	5.192%
7	10.569	1281	1289	1295	rBV	1260655	2073772	17.13%	2.872%
8	13.040	1701	1709	1723	rBV	5912878	8977372	74.15%	12.432%
9	14.416	1934	1943	1950	rBV	1865537	2714709	22.42%	3.759%
10	14.481	1950	1954	1961	rVB	76849	124714	1.03%	0.173%
11	15.463	2116	2121	2128	rVB	100463	149878	1.24%	0.208%
12	15.775	2167	2174	2181	rBV	804356	1116880	9.22%	1.547%
13	15.904	2189	2196	2212	rBV	5176057	7184532	59.34%	9.949%
14	17.157	2403	2409	2413	rBV2	2077952	2968947	24.52%	4.111%
15	17.198	2413	2416	2424	rVV	935047	1330078	10.99%	1.842%
16	17.292	2427	2432	2438	rVB	192505	302134	2.50%	0.418%
17	17.563	2474	2478	2488	rBV	66985	131706	1.09%	0.182%
18	17.845	2521	2526	2530	rBV3	71002	136014	1.12%	0.188%
19	18.033	2552	2558	2561	rBV	142690	249419	2.06%	0.345%
20	18.080	2561	2566	2576	rVB3	287879	682216	5.63%	0.945%
21	18.233	2586	2592	2595	rBV3	159791	280888	2.32%	0.389%
22	18.869	2696	2700	2704	rBV2	84249	131671	1.09%	0.182%
23	19.216	2754	2759	2765	rBV	1402782	1779573	14.70%	2.464%
24	19.580	2812	2821	2829	rBV	1044145	1806133	14.92%	2.501%
25	19.786	2851	2856	2865	rVB	10306074	12107426	100.00%	16.766%
26	20.074	2902	2905	2909	rVB	172557	206515	1.71%	0.286%
27	20.174	2918	2922	2926	rBV	209810	361119	2.98%	0.500%
28	20.480	2970	2974	2981	rVB2	328242	434957	3.59%	0.602%
29	21.398	3122	3130	3134	rBV2	2379533	4125175	34.07%	5.712%
30	21.439	3134	3137	3143	rVB	465296	655191	5.41%	0.907%
31	24.392	3632	3639	3648	rBV	1260270	2996623	24.75%	4.150%

Sum of corrected areas: 72214536

Data Path : Z:\svoasrv\HPCHEM1\BNA_M\Data\BM041125\
Data File : BM049902.D
Acq On : 11 Apr 2025 15:36
Operator : RC/JU
Sample : Q1771-09
Misc :
ALS Vial : 11 Sample Multiplier: 1

Instrument :
BNA_M
ClientSampleId :
TP-3A

Quant Method : Z:\svoasrv\HPCHEM1\BNA_M\Methods\8270-BM040825.M
Quant Title : ASP BNA STANDARDS FOR 5 POINT CALIBRATION

TIC Library : C:\Database\NIST20.L
TIC Integration Parameters: LSCINT.P

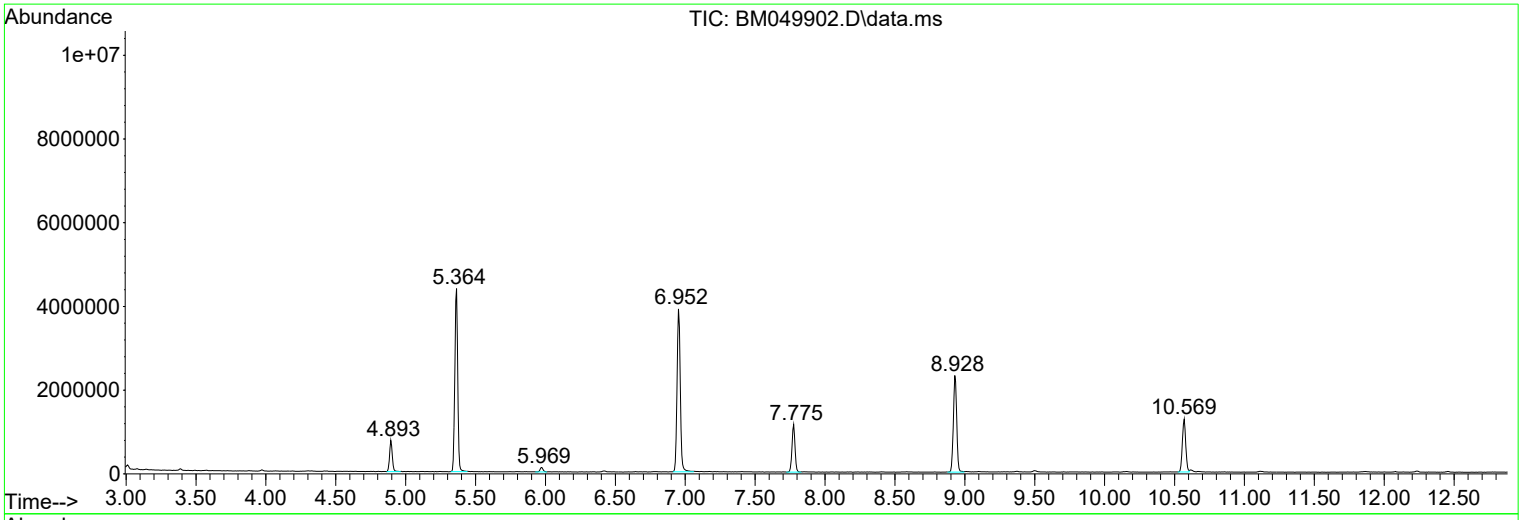

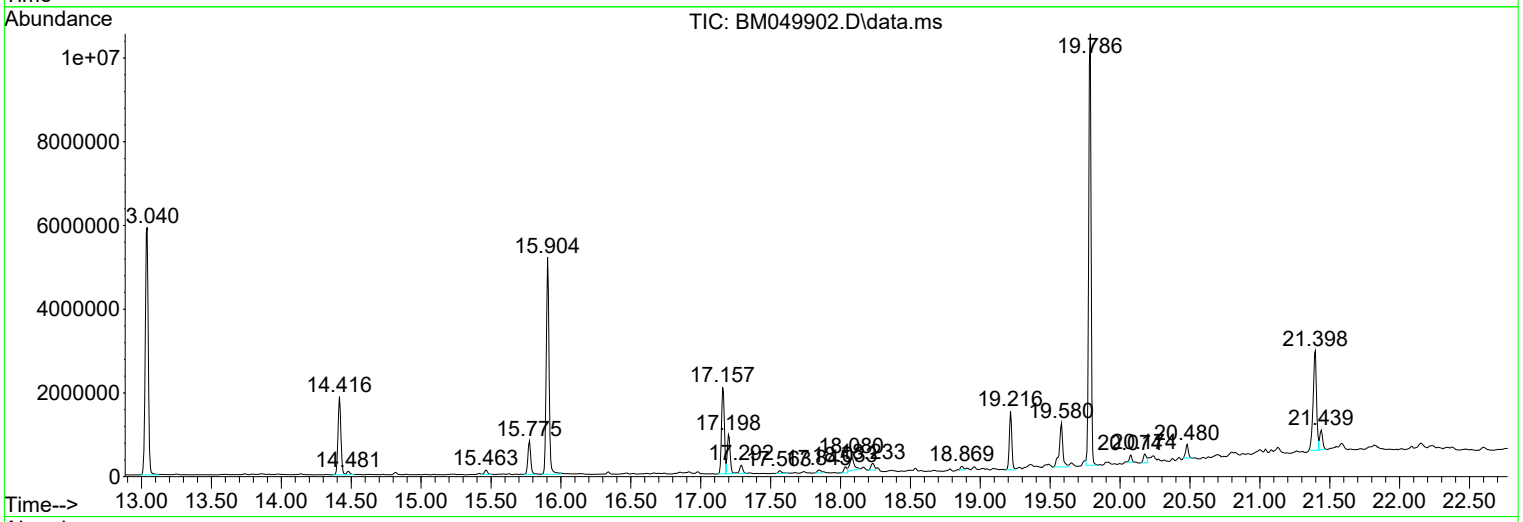

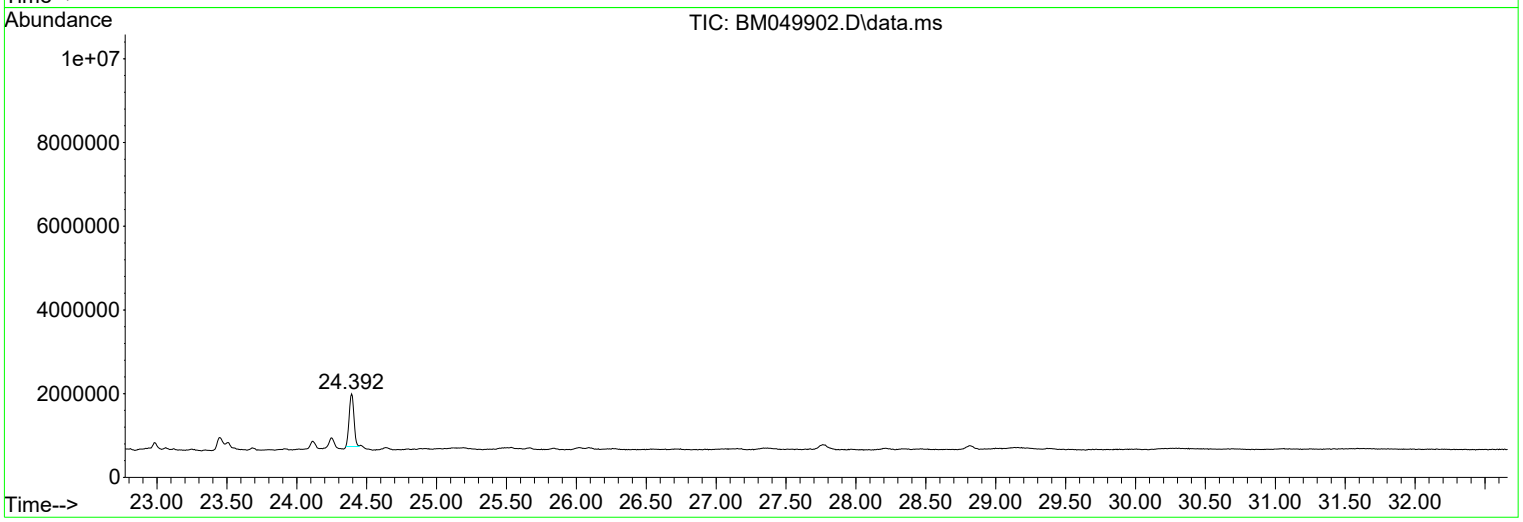

Data Path : Z:\svoasrv\HPCHEM1\BNA_M\Data\BM041125\
Data File : BM049902.D
Acq On : 11 Apr 2025 15:36
Operator : RC/JU
Sample : Q1771-09
Misc :
ALS Vial : 11 Sample Multiplier: 1

Instrument :
BNA_M
ClientSampleId :
TP-3A

Quant Method : Z:\svoasrv\HPCHEM1\BNA_M\Methods\8270-BM040825.M
Quant Title : ASP BNA STANDARDS FOR 5 POINT CALIBRATION

TIC Library : C:\Database\NIST20.L
TIC Integration Parameters: LSCINT.P

****
Peak Number 1 2-Pentanone, 4-hydroxy-4-me... Concentration Rank 1

R.T.	EstConc	Area	Relative to ISTD	R.T.
4.893	11.85 ng	1020280	1,4-Dichlorobenzene-d4	7.775

Hit# of 5	Tentative ID	MW	MolForm	CAS#	Qual
1	2-Pentanone, 4-hydroxy-4-methyl-	116	C6H12O2	000123-42-2	64
2	1,3-Dioxolane-2-methanol, 2,4-di...	132	C6H12O3	053951-43-2	25
3	Acetic acid, cyano-, 1,1-dimethy...	141	C7H11NO2	001116-98-9	23
4	1-Propen-2-ol, acetate	100	C5H8O2	000108-22-5	10
5	2,3-Butanedione, monooxime	101	C4H7NO2	000057-71-6	9

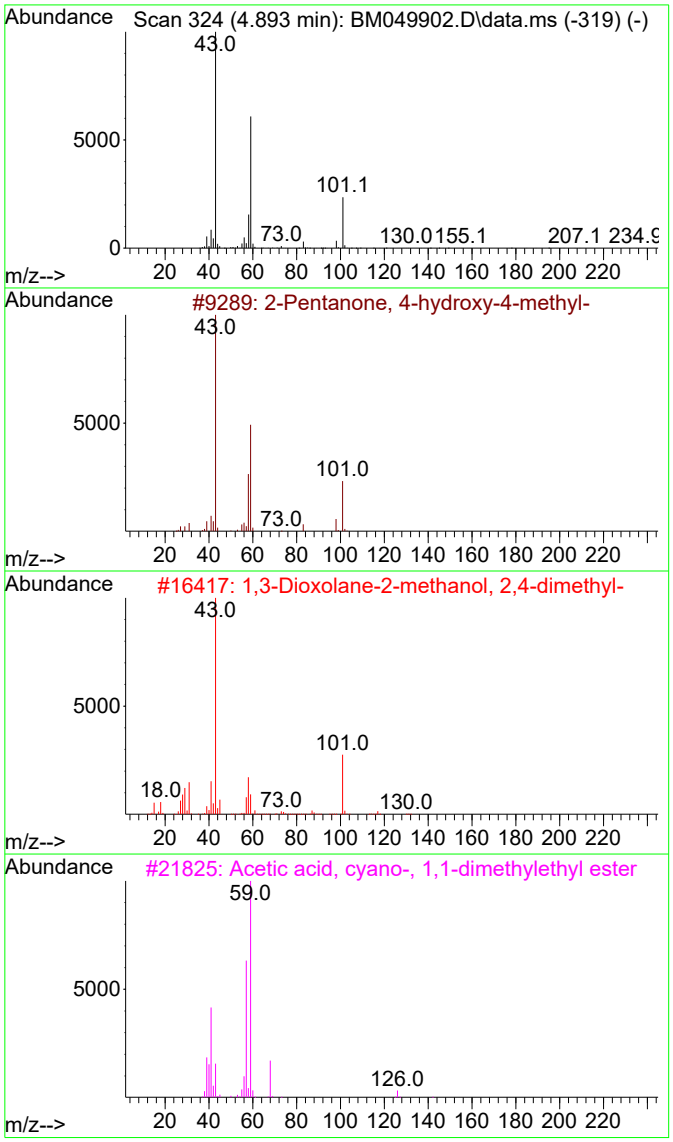

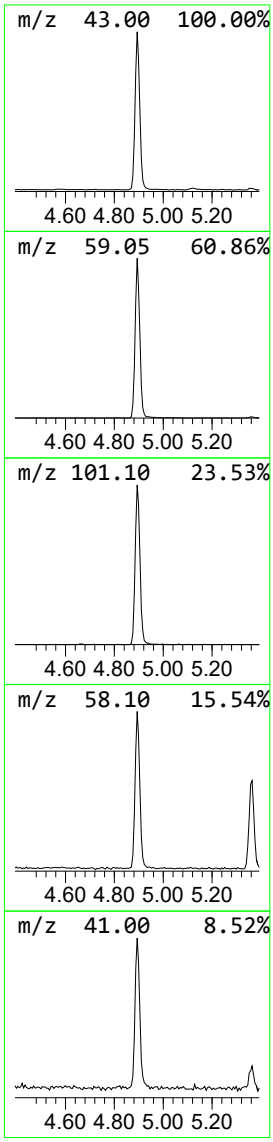

Data Path : Z:\svoasrv\HPCHEM1\BNA_M\Data\BM041125\
Data File : BM049902.D
Acq On : 11 Apr 2025 15:36
Operator : RC/JU
Sample : Q1771-09
Misc :
ALS Vial : 11 Sample Multiplier: 1

Instrument :
BNA_M
ClientSampleId :
TP-3A

Quant Method : Z:\svoasrv\HPCHEM1\BNA_M\Methods\8270-BM040825.M
Quant Title : ASP BNA STANDARDS FOR 5 POINT CALIBRATION

TIC Library : C:\Database\NIST20.L
TIC Integration Parameters: LSCINT.P

****

Peak Number 2 Benzophenone Concentration Rank 2

R.T.	EstConc	Area	Relative to ISTD	R.T.
15.775	8.23 ng	1116880	Acenaphthene-d10	14.416

Hit# of 5	Tentative ID	MW	MolForm	CAS#	Qual
1	Benzophenone	182	C13H10O	000119-61-9	96
2	Benzenecarbothioic acid, S-methy...	152	C8H8OS	005925-68-8	46
3	1-Propanone, 3-chloro-1-phenyl-	168	C9H9ClO	000936-59-4	43
4	N-Methylbenzamide, N-trifluoroac...	231	C10H8F3NO2	1000446-91-5	43
5	Benzoyl isothiocyanate	163	C8H5NOS	000532-55-8	43

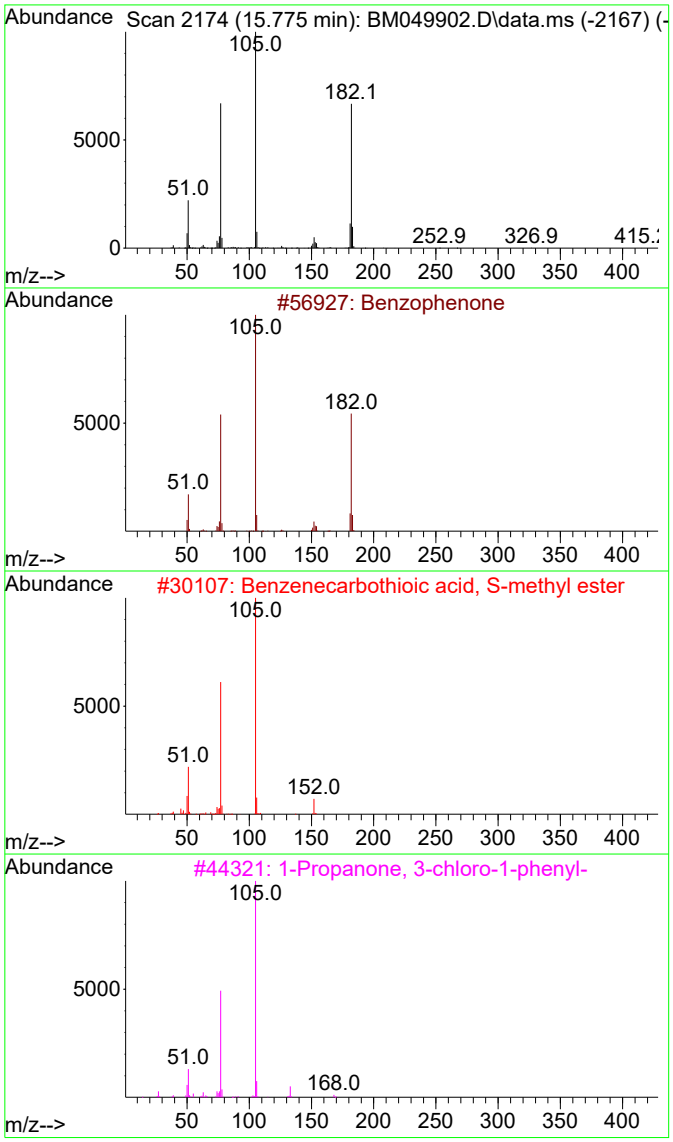

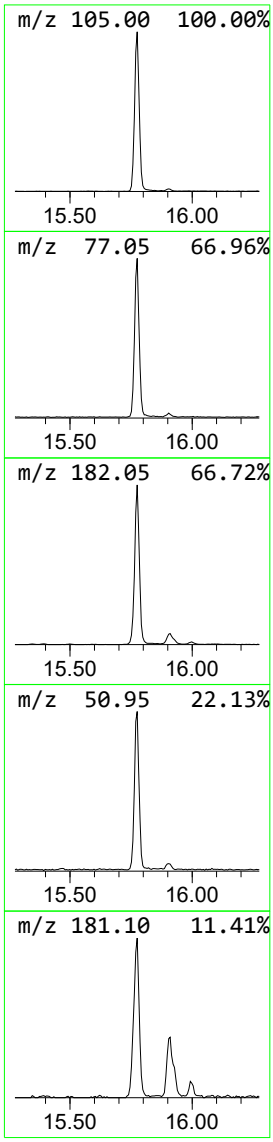

Data Path : Z:\svoasrv\HPCHEM1\BNA_M\Data\BM041125\
Data File : BM049902.D
Acq On : 11 Apr 2025 15:36
Operator : RC/JU
Sample : Q1771-09
Misc :
ALS Vial : 11 Sample Multiplier: 1

Instrument :
BNA_M
ClientSampleId :
TP-3A

Quant Method : Z:\svoasrv\HPCHEM1\BNA_M\Methods\8270-BM040825.M
Quant Title : ASP BNA STANDARDS FOR 5 POINT CALIBRATION

TIC Library : C:\Database\NIST20.L
TIC Integration Parameters: LSCINT.P

****

Peak Number 4 1H-Indene, 2-phenyl- Concentration Rank 3

R.T.	EstConc	Area	Relative to ISTD	R.T.
18.080	4.60 ng	682216	Phenanthrene-d10	17.157

Hit# of 5	Tentative ID	MW	MolForm	CAS#	Qual
1	1H-Indene, 2-phenyl-	192	C15H12	004505-48-0	91
2	Phenanthrene, 2-methyl-	192	C15H12	002531-84-2	87
3	Phenanthrene, 1-methyl-	192	C15H12	000832-69-9	83
4	Anthracene, 1-methyl-	192	C15H12	000610-48-0	83
5	Anthracene, 2-methyl-	192	C15H12	000613-12-7	83

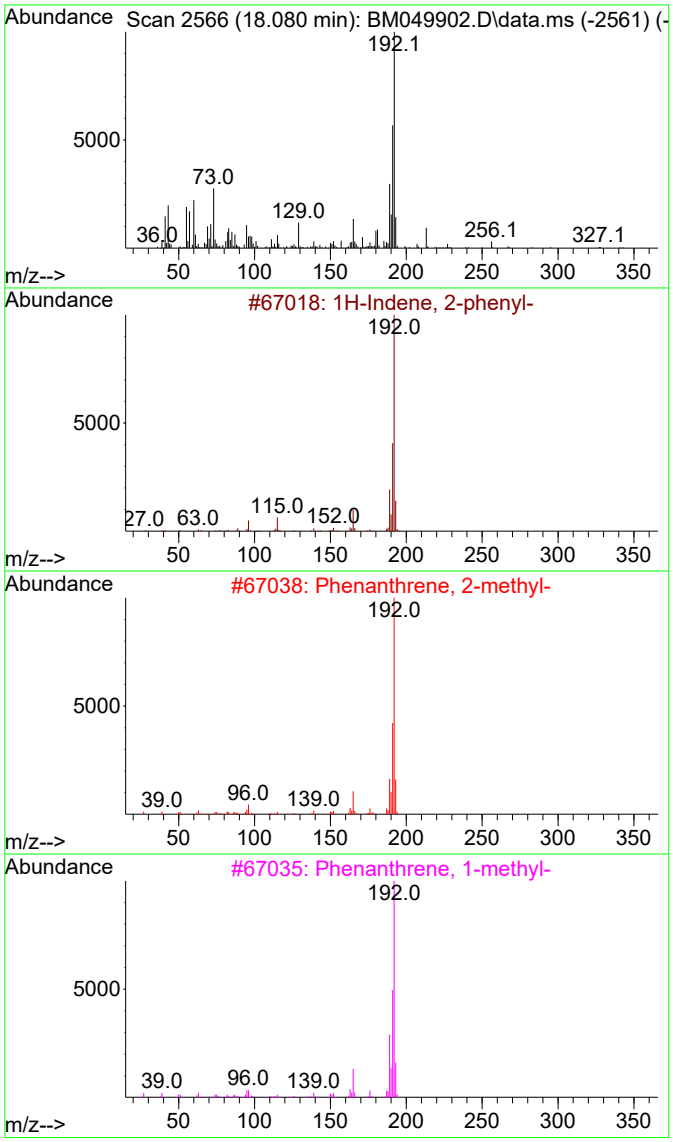

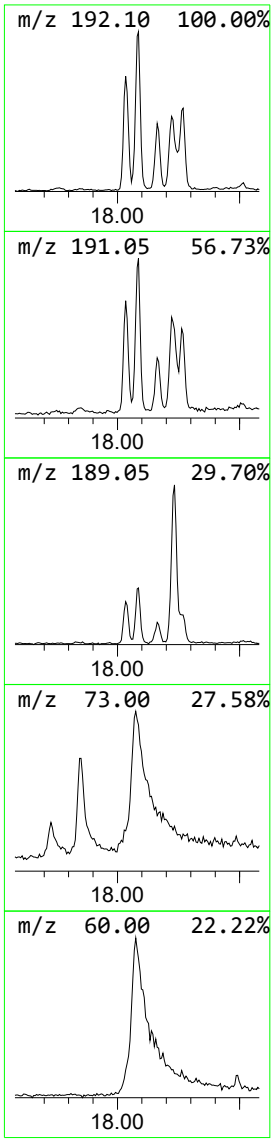

Data Path : Z:\svoasrv\HPCHEM1\BNA_M\Data\BM041125\
Data File : BM049902.D
Acq On : 11 Apr 2025 15:36
Operator : RC/JU
Sample : Q1771-09
Misc :
ALS Vial : 11 Sample Multiplier: 1

Instrument :
BNA_M
ClientSampleId :
TP-3A

Quant Method : Z:\svoasrv\HPCHEM1\BNA_M\Methods\8270-BM040825.M
Quant Title : ASP BNA STANDARDS FOR 5 POINT CALIBRATION

TIC Library : C:\Database\NIST20.L
TIC Integration Parameters: LSCINT.P

****
Peak Number 5 9-Octadecenamide, (Z)- Concentration Rank 4

R.T.	EstConc	Area	Relative to ISTD	R.T.
20.480	2.11 ng	434957	Chrysene-d12	21.398

Hit# of 5	Tentative ID	MW	MolForm	CAS#	Qual
1	9-Octadecenamide, (Z)-	281	C18H35NO	000301-02-0	98
2	9-Octadecenamide	281	C18H35NO	003322-62-1	70
3	7-Nonenamide	155	C9H17NO	090949-53-4	47
4	Palmitoleamide	253	C16H31NO	106010-22-4	46
5	3-Pentadecanone	226	C15H30O	018787-66-1	38

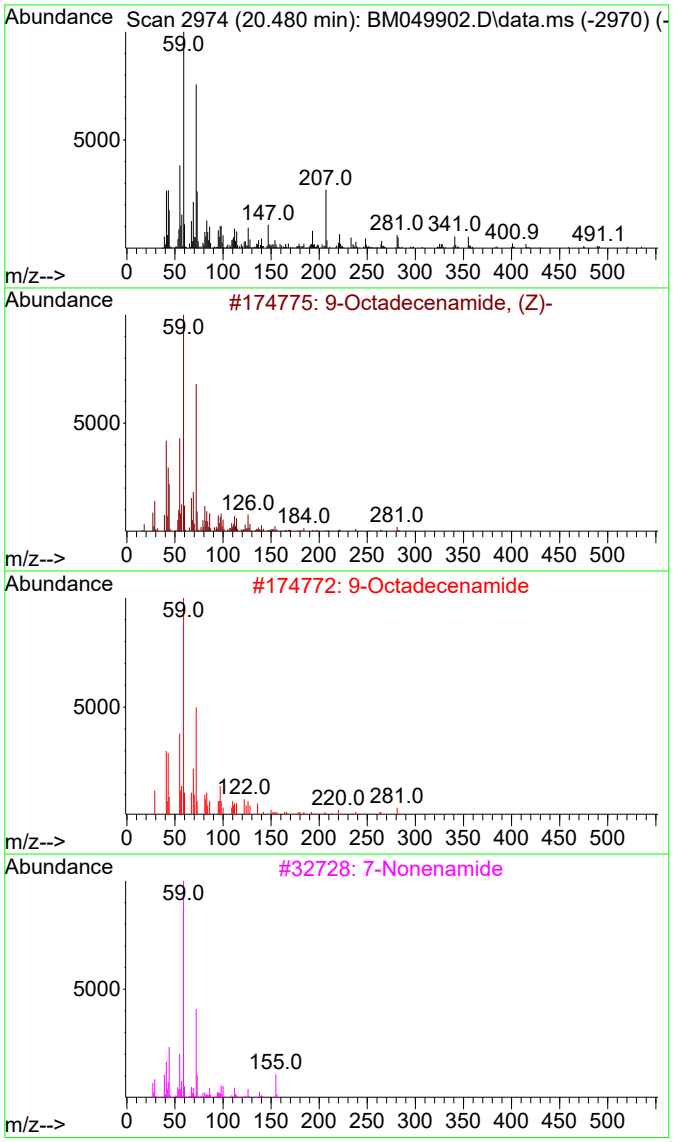

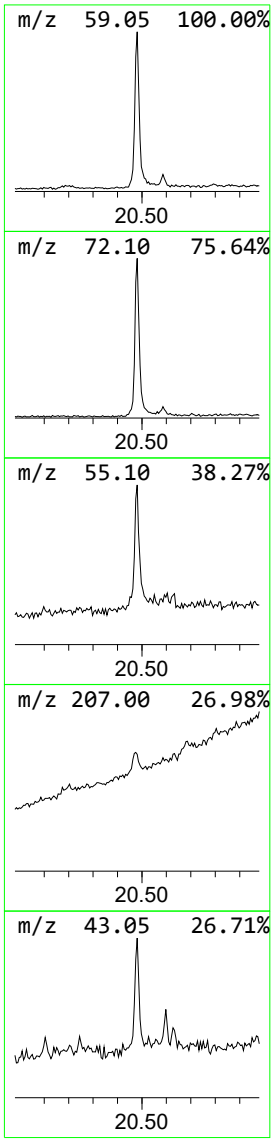

Tentatively Identified Compound (LSC) summary

Data Path : Z:\svoasrv\HPCHEM1\BNA_M\Data\BM041125\
Data File : BM049902.D
Acq On : 11 Apr 2025 15:36
Operator : RC/JU
Sample : Q1771-09
Misc :
ALS Vial : 11 Sample Multiplier: 1

Instrument :
BNA_M
ClientSampleId :
TP-3A

Quant Method : Z:\svoasrv\HPCHEM1\BNA_M\Methods\8270-BM040825.M
Quant Title : ASP BNA STANDARDS FOR 5 POINT CALIBRATION

TIC Library : C:\Database\NIST20.L
TIC Integration Parameters: LSCINT.P

TIC Top Hit name	RT	EstConc	Units	Response	Internal Standard #	RT	Resp	Conc
2-Pentanone, 4-...	4.893	11.9	ng	1020280	1	7.775	1721350	20.0
Benzophenone	15.775	8.2	ng	1116880	3	14.416	2714710	20.0
1H-Indene, 2-ph...	18.080	4.6	ng	682216	4	17.157	2968950	20.0
9-Octadecenamid...	20.480	2.1	ng	434957	5	21.398	4125180	20.0