

Data Path : Z:\SVOASRV\HPCHEM1\BNA_M\DATA\BM051119\
 Data File : BM020278.D
 Acq On : 11 May 2019 18:32
 Operator : JU/SJ
 Sample : K2763-01
 Misc :
 ALS Vial : 12 Sample Multiplier: 1

Instrument :
 BNA_M
 ClientSampleId :
 P021-SS004-1218-01

Quant Time: May 12 03:12:07 2019
 Quant Method : Z:\SVOASRV\HPCHEM1\BNA_M\METHODS\8270-BM043019.M
 Quant Title : ASP BNA STANDARDS FOR 5 POINT CALIBRATION
 QLast Update : Wed May 01 03:58:37 2019
 Response via : Initial Calibration

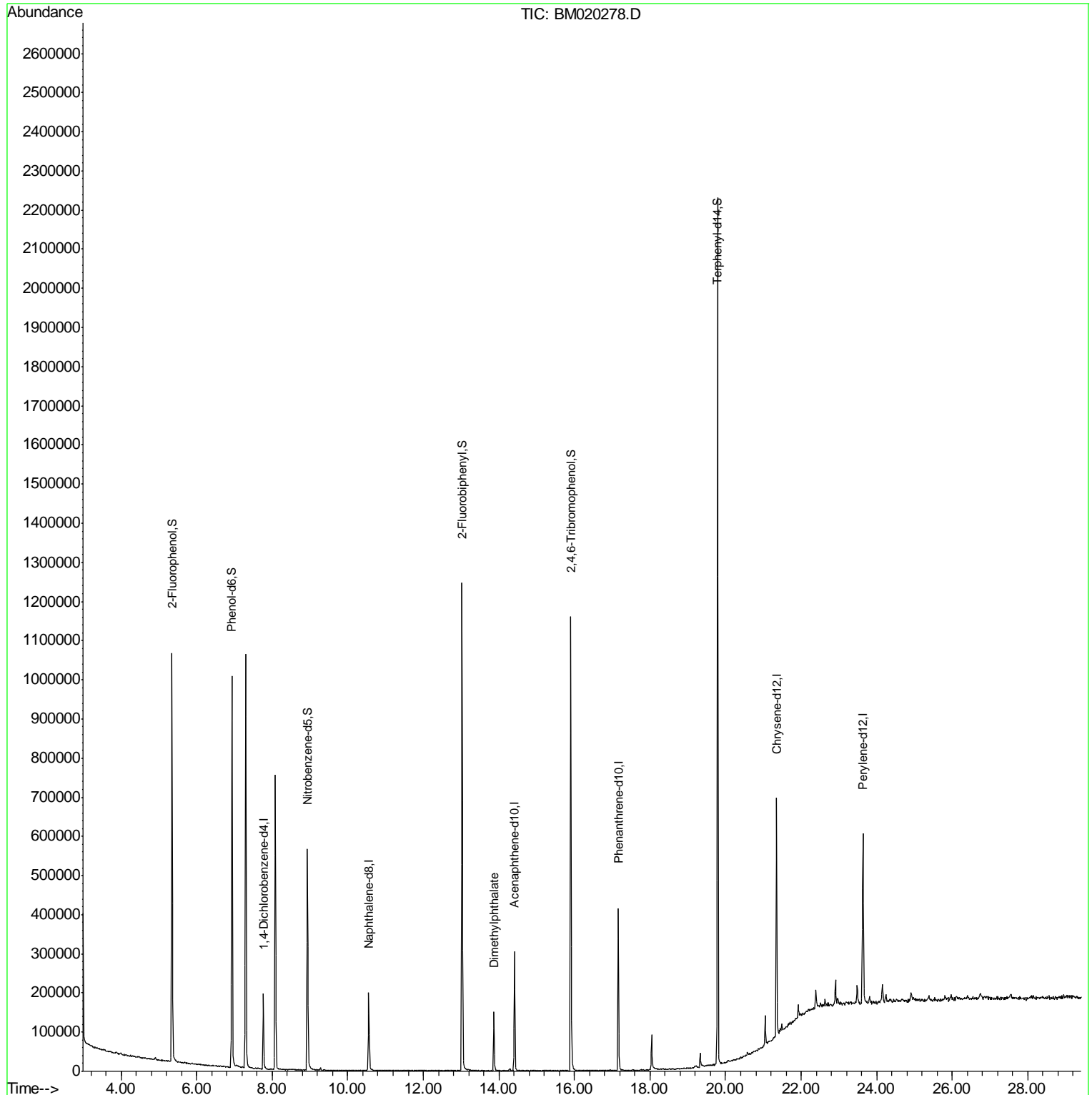
Internal Standards	R.T.	QIon	Response	Conc	Units	Dev(Min)
1) 1,4-Dichlorobenzene-d4	7.77	152	50229	20.00	ng	-0.02
21) Naphthalene-d8	10.56	136	171669	20.00	ng	-0.03
39) Acenaphthene-d10	14.41	164	102161	20.00	ng	-0.02
64) Phenanthrene-d10	17.16	188	252622	20.00	ng	-0.02
76) Chrysene-d12	21.35	240	274052	20.00	ng	-0.02
87) Perylene-d12	23.64	264	325464	20.00	ng	-0.02
System Monitoring Compounds						
5) 2-Fluorophenol	5.35	112	416648	135.59	ng	-0.02
7) Phenol-d6	6.93	99	549977	131.01	ng	-0.02
23) Nitrobenzene-d5	8.93	82	376814	86.66	ng	-0.02
42) 2,4,6-Tribromophenol	15.90	330	223015	140.64	ng	-0.02
45) 2-Fluorobiphenyl	13.03	172	646550	77.87	ng	-0.03
79) Terphenyl-d14	19.79	244	1067424	67.94	ng	-0.02
Target Compounds						
50) Dimethylphthalate	13.87	163	98684	11.365	ng	Qvalue 99

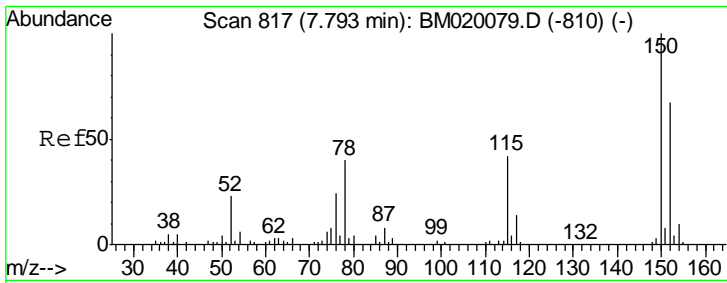
(#) = qualifier out of range (m) = manual integration (+) = signals summed

Data Path : Z:\SVOASRV\HPCHEM1\BNA_M\DATA\BM051119\
Data File : BM020278.D
Acq On : 11 May 2019 18:32
Operator : JU/SJ
Sample : K2763-01
Misc :
ALS Vial : 12 Sample Multiplier: 1

Instrument :
BNA_M
ClientSampleId :
P021-SS004-1218-01

Quant Time: May 12 03:12:07 2019
Quant Method : Z:\SVOASRV\HPCHEM1\BNA_M\METHODS\8270-BM043019.M
Quant Title : ASP BNA STANDARDS FOR 5 POINT CALIBRATION
QLast Update : Wed May 01 03:58:37 2019
Response via : Initial Calibration

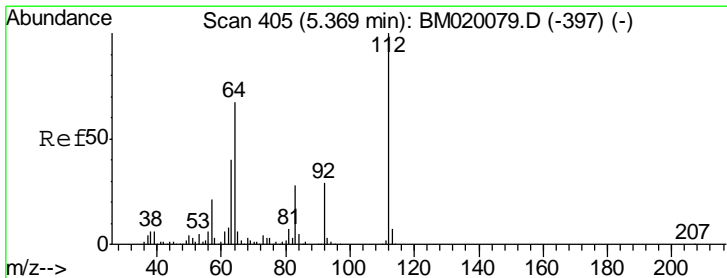
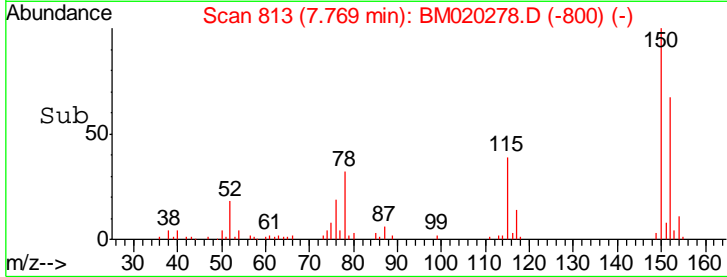
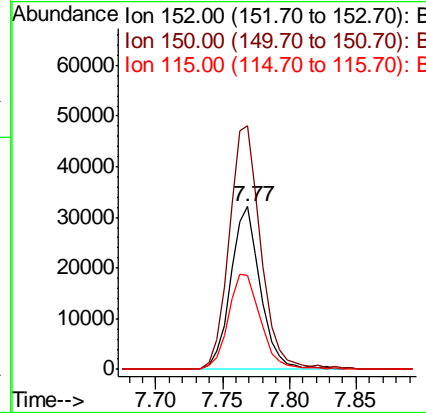
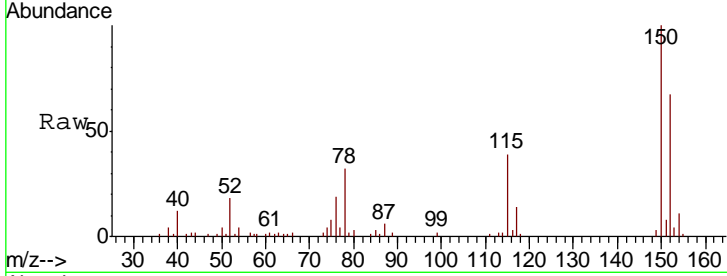




#1
 1,4-Dichlorobenzene-d4
 Concen: 20.000 ng
 RT: 7.77 min Scan# 813
 Delta R.T. -0.02 min
 Lab File: BM020278.D
 Acq: 11 May 2019 18:32

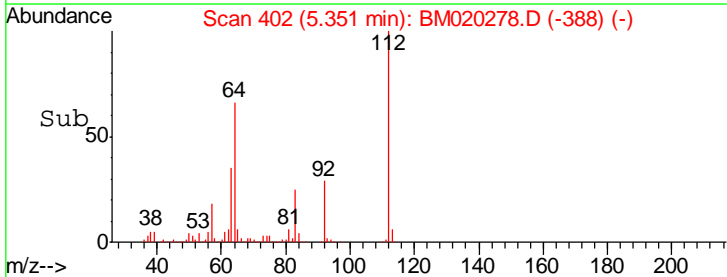
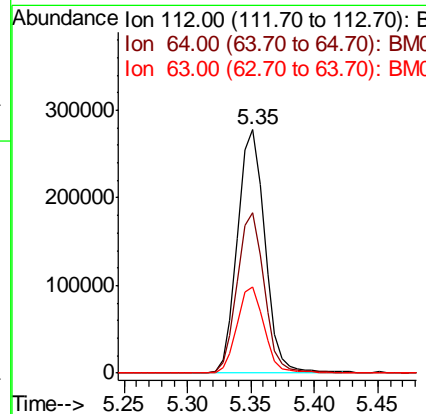
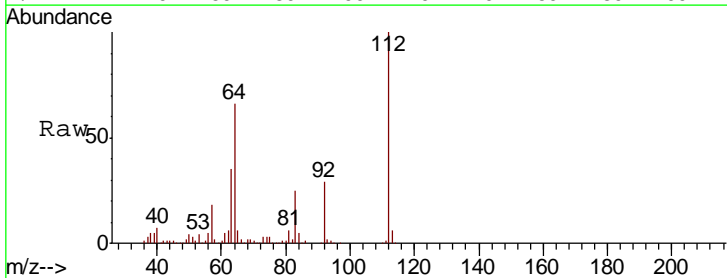
Instrument :
 BNA_M
 ClientSampleId :
 P021-SS004-1218-01

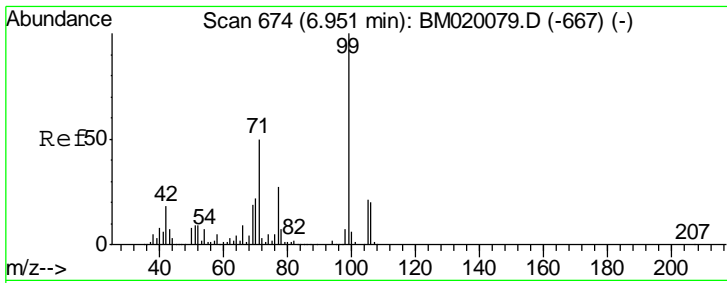
Tgt Ion	Resp	Lower	Upper
152	50229		
150	149.7	119.8	179.8
115	58.0	50.8	76.2



#5
 2-Fluorophenol
 Concen: 135.589 ng
 RT: 5.35 min Scan# 402
 Delta R.T. -0.02 min
 Lab File: BM020278.D
 Acq: 11 May 2019 18:32

Tgt Ion	Resp	Lower	Upper
112	416648		
64	66.1	53.8	80.6
63	35.3	32.3	48.5

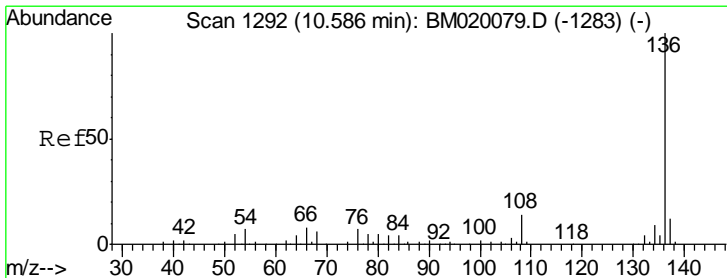
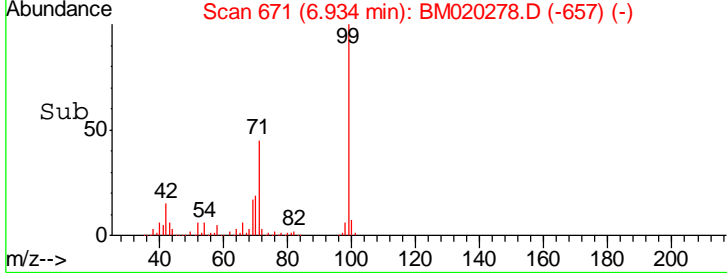
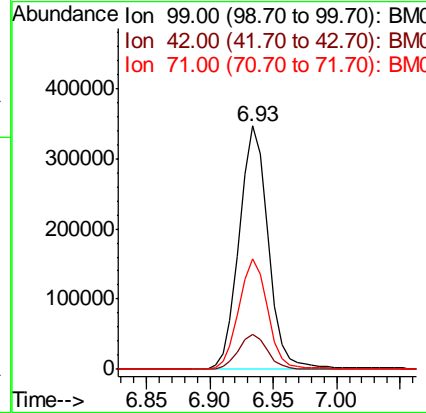
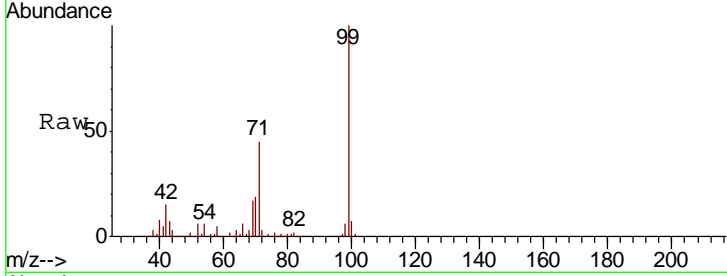




#7
 Phenol-d6
 Concen: 131.010 ng
 RT: 6.93 min Scan# 671
 Delta R.T. -0.02 min
 Lab File: BM020278.D
 Acq: 11 May 2019 18:32

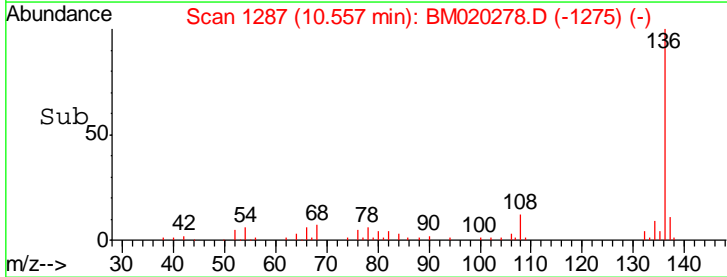
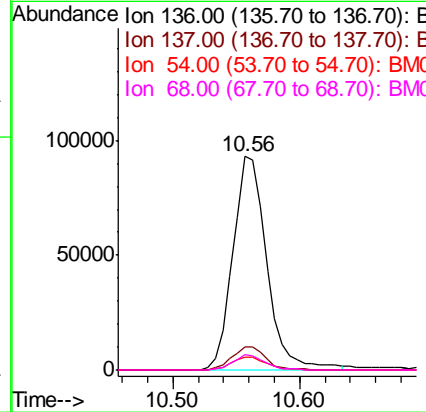
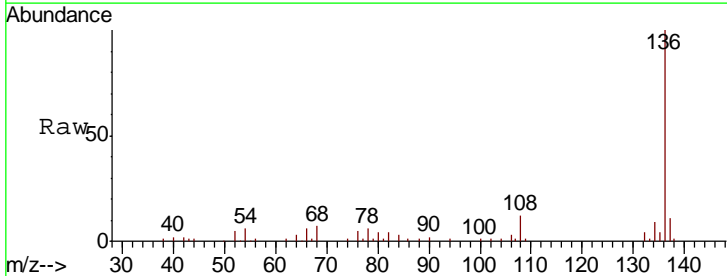
Instrument :
 BNA_M
 ClientSampled :
 P021-SS004-1218-01

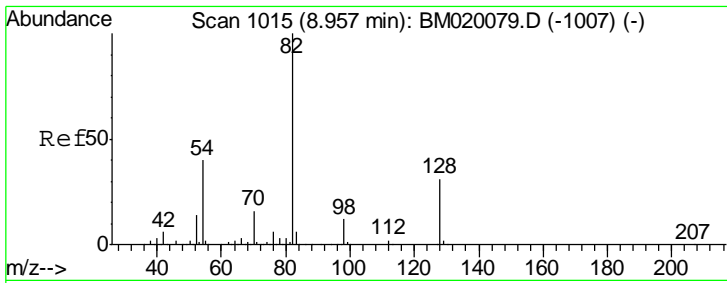
Tgt Ion	Resp	Lower	Upper
99	549977		
42	14.6	14.2	21.2
71	45.3	40.3	60.5



#21
 Naphthalene-d8
 Concen: 20.000 ng
 RT: 10.56 min Scan# 1287
 Delta R.T. -0.03 min
 Lab File: BM020278.D
 Acq: 11 May 2019 18:32

Tgt Ion	Resp	Lower	Upper
136	171669		
137	10.9	9.6	14.4
54	6.2	5.5	8.3
68	7.1	4.6	6.8#

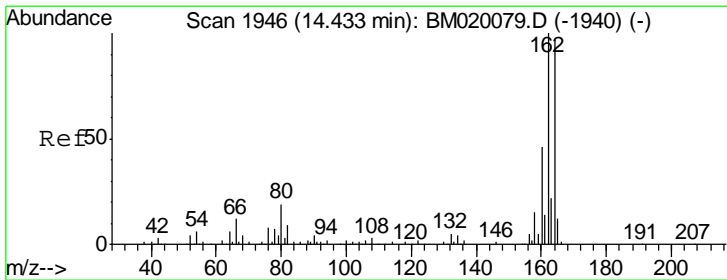
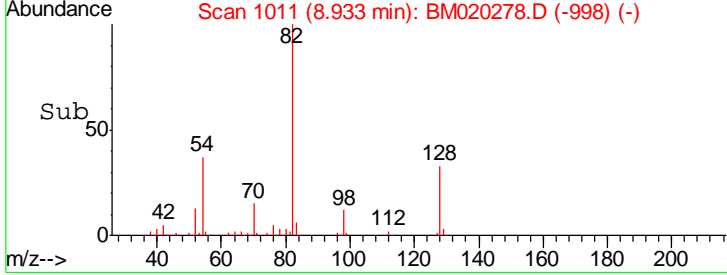
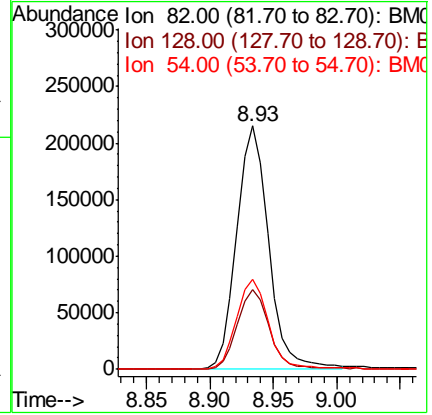
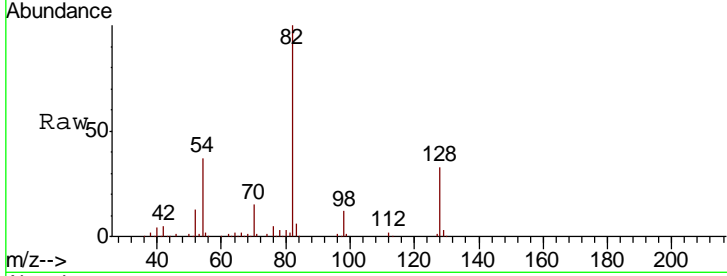




#23
 Nitrobenzene-d5
 Concen: 86.659 ng
 RT: 8.93 min Scan# 1011
 Delta R.T. -0.02 min
 Lab File: BM020278.D
 Acq: 11 May 2019 18:32

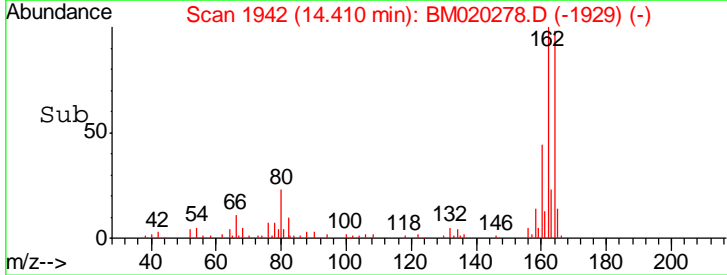
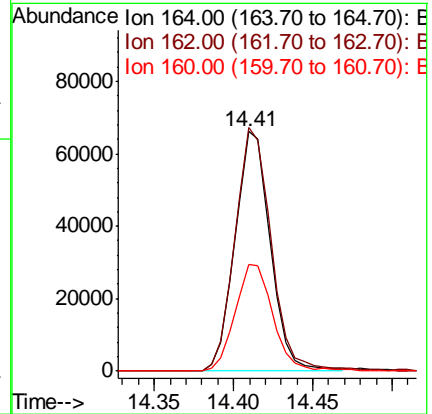
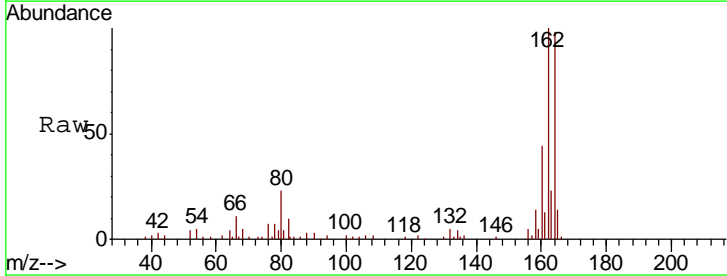
Instrument :
 BNA_M
 ClientSampleId :
 P021-SS004-1218-01

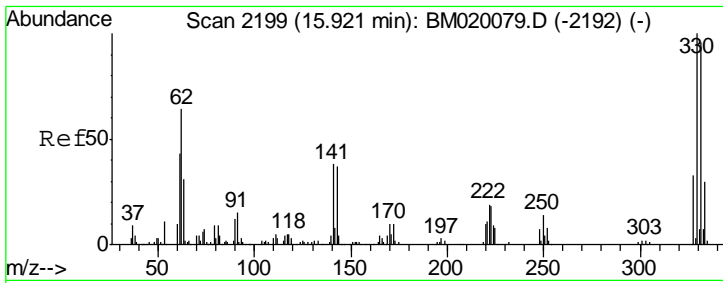
Tgt Ion	Resp	Lower	Upper
82	376814		
128	33.0	25.2	37.8
54	36.9	31.9	47.9



#39
 Acenaphthene-d10
 Concen: 20.000 ng
 RT: 14.41 min Scan# 1942
 Delta R.T. -0.02 min
 Lab File: BM020278.D
 Acq: 11 May 2019 18:32

Tgt Ion	Resp	Lower	Upper
164	102161		
162	101.8	82.2	123.2
160	44.8	37.6	56.4

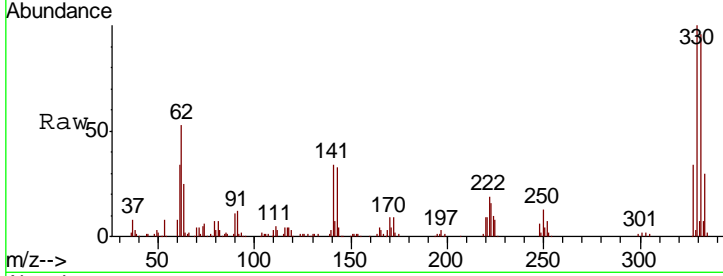




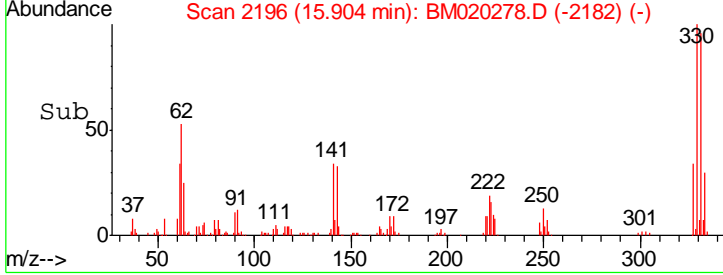
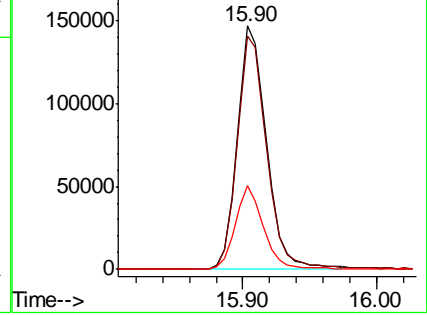
#42
 2,4,6-Tribromophenol
 Concen: 140.639 ng
 RT: 15.90 min Scan# 2196
 Delta R.T. -0.02 min
 Lab File: BM020278.D
 Acq: 11 May 2019 18:32

Instrument :
 BNA_M
 ClientSampleId :
 P021-SS004-1218-01

Tgt Ion	Resp	Lower	Upper
330	100		
332	96.7	76.8	115.2
141	33.2	29.2	43.8

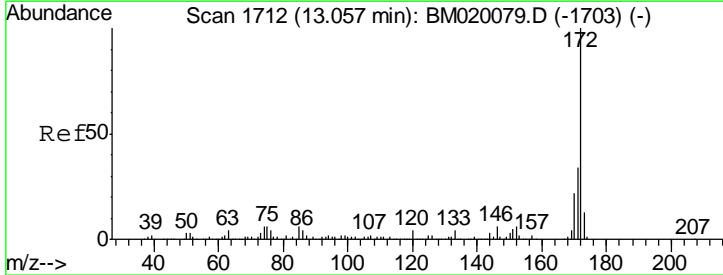


Abundance Ion 329.80 (329.50 to 330.50): E
 Ion 331.80 (331.50 to 332.50): E
 Ion 141.00 (140.70 to 141.70): E

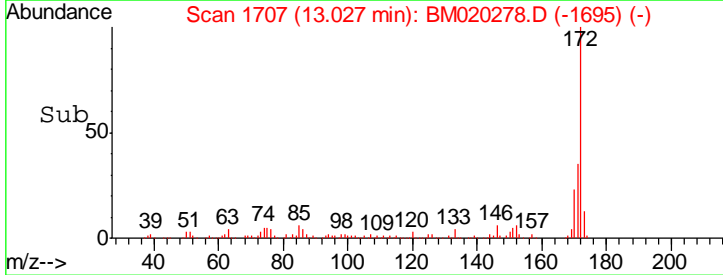

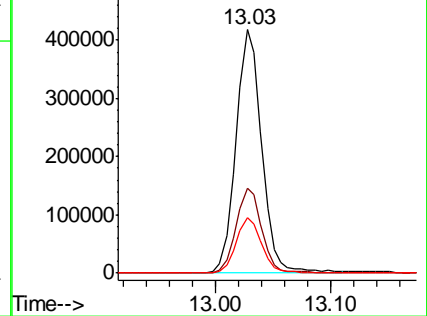


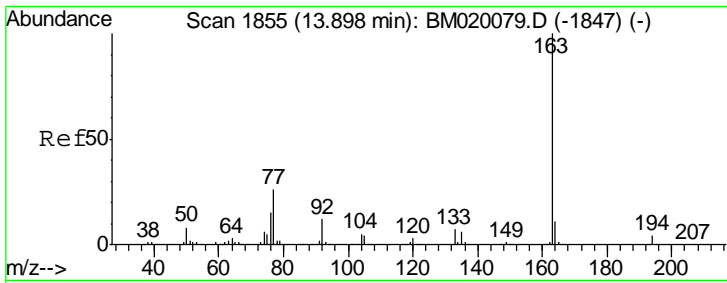
#45
 2-Fluorobiphenyl
 Concen: 77.867 ng
 RT: 13.03 min Scan# 1707
 Delta R.T. -0.03 min
 Lab File: BM020278.D
 Acq: 11 May 2019 18:32

Tgt Ion	Resp	Lower	Upper
172	100		
171	34.9	27.3	40.9
170	22.6	17.9	26.9



Abundance Ion 172.00 (171.70 to 172.70): E
 Ion 171.00 (170.70 to 171.70): E
 Ion 170.00 (169.70 to 170.70): E

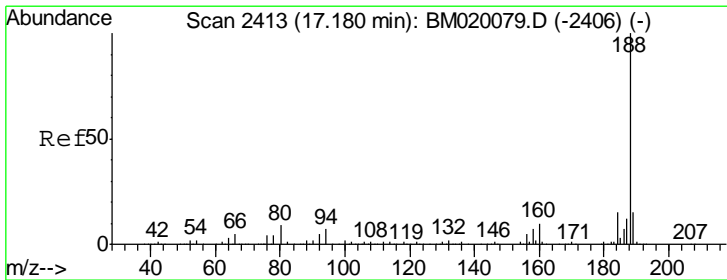
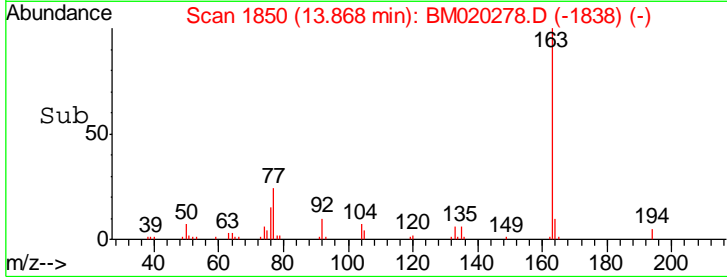
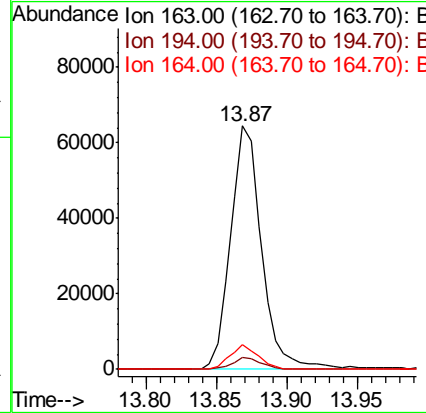
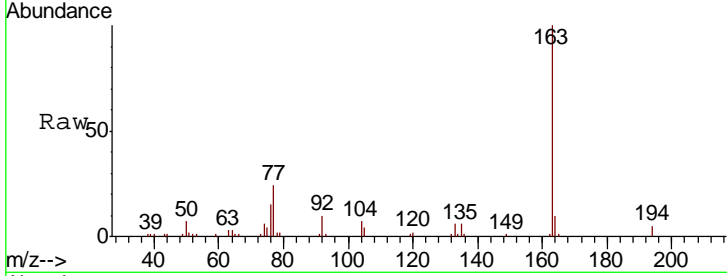




#50
 Dimethylphthalate
 Concen: 11.365 ng
 RT: 13.87 min Scan# 1850
 Delta R.T. -0.03 min
 Lab File: BM020278.D
 Acq: 11 May 2019 18:32

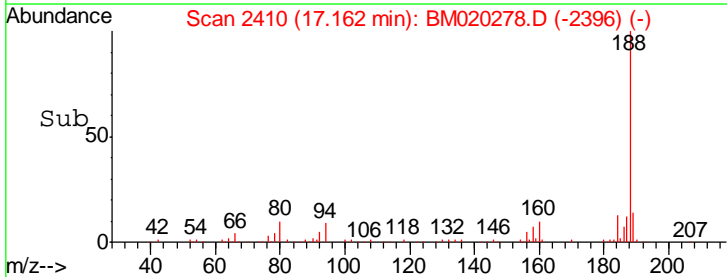
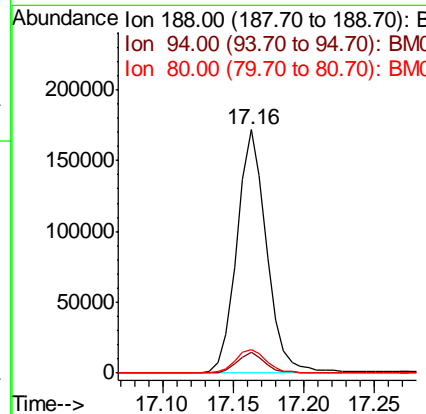
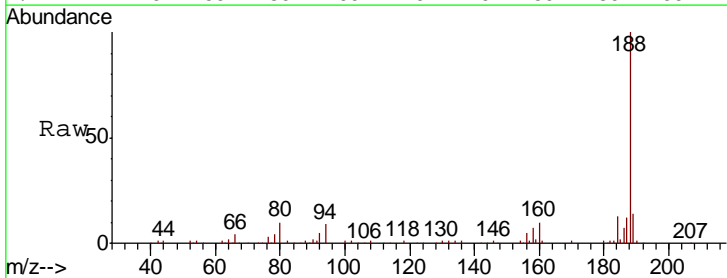
Instrument :
 BNA_M
 ClientSampleId :
 P021-SS004-1218-01

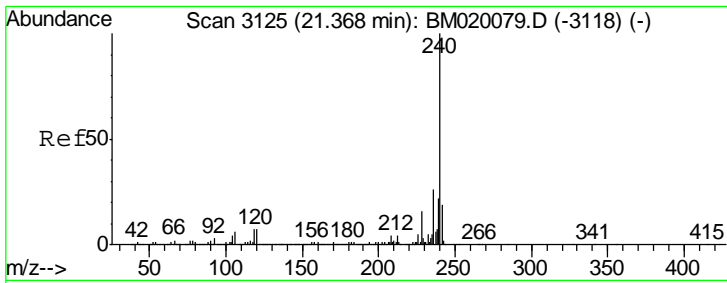
Tgt Ion	Resp	Lower	Upper
163	100		
194	4.7	3.6	5.4
164	10.1	8.4	12.6



#64
 Phenanthrene-d10
 Concen: 20.000 ng
 RT: 17.16 min Scan# 2410
 Delta R.T. -0.02 min
 Lab File: BM020278.D
 Acq: 11 May 2019 18:32

Tgt Ion	Resp	Lower	Upper
188	100		
94	8.5	5.8	8.6
80	9.6	7.4	11.2

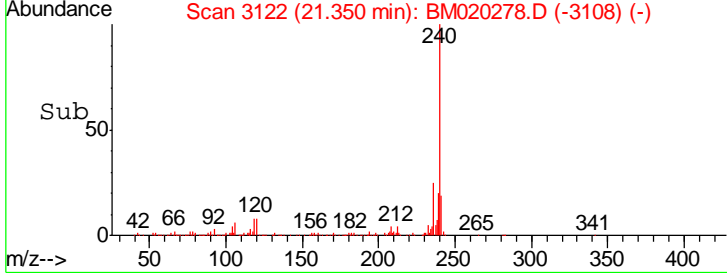
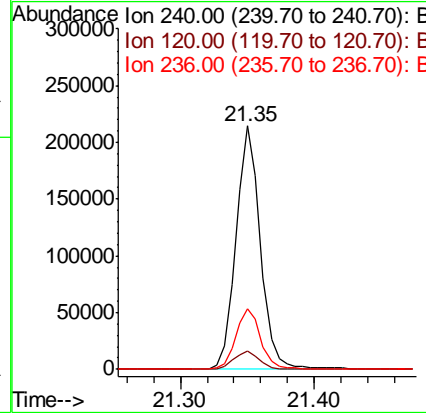
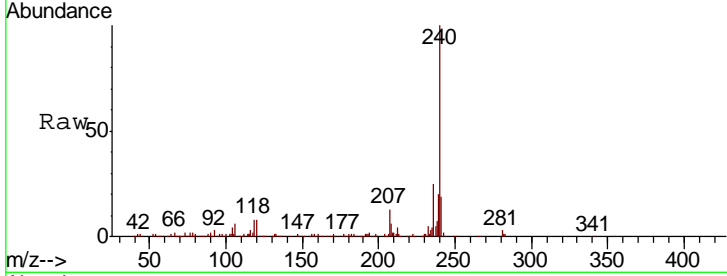




#76
 Chrysene-d12
 Concen: 20.000 ng
 RT: 21.35 min Scan# 3122
 Delta R.T. -0.02 min
 Lab File: BM020278.D
 Acq: 11 May 2019 18:32

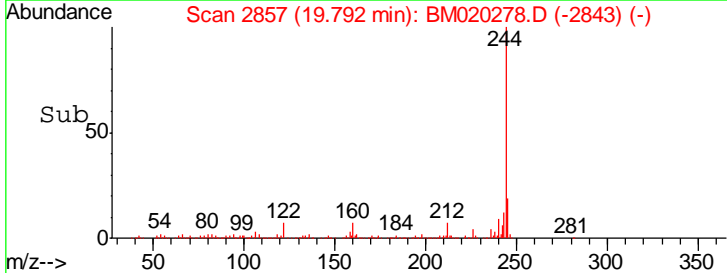
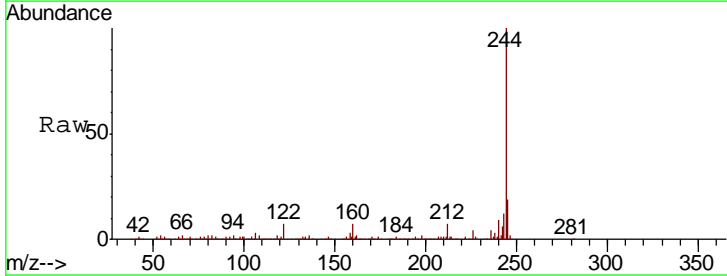
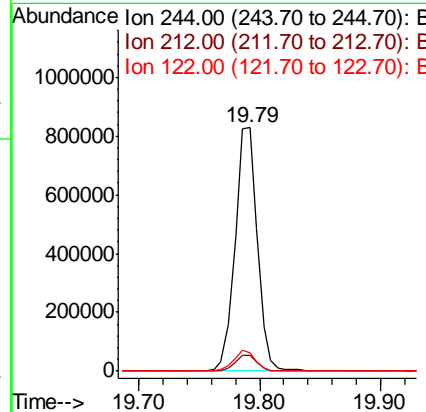
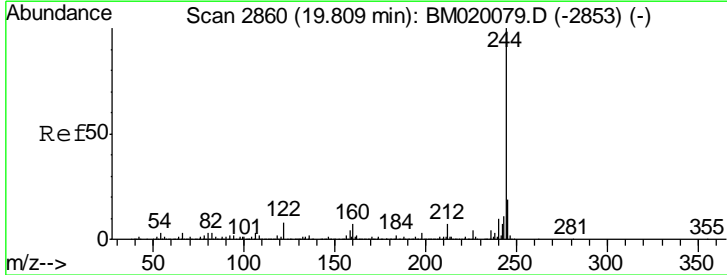
Instrument :
 BNA_M
 ClientSampleId :
 P021-SS004-1218-01

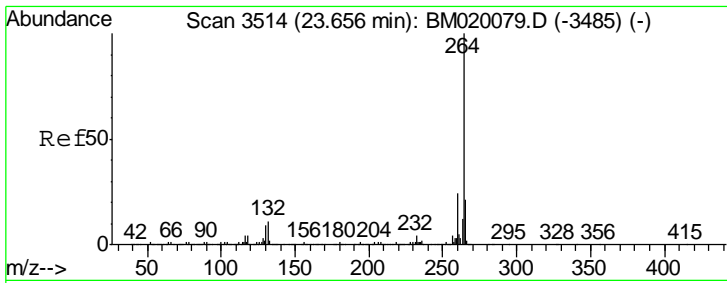
Tgt Ion	Resp	Lower	Upper
240	100		
120	7.7	5.6	8.4
236	25.1	20.9	31.3



#79
 Terphenyl-d14
 Concen: 67.937 ng
 RT: 19.79 min Scan# 2857
 Delta R.T. -0.02 min
 Lab File: BM020278.D
 Acq: 11 May 2019 18:32

Tgt Ion	Resp	Lower	Upper
244	100		
212	6.6	5.7	8.5
122	7.3	6.2	9.2





#87
 Perylene-d12
 Concen: 20.000 ng
 RT: 23.64 min Scan# 3511
 Delta R.T. -0.02 min
 Lab File: BM020278.D
 Acq: 11 May 2019 18:32

Instrument :
 BNA_M
 ClientSampleId :
 P021-SS004-1218-01

Tgt Ion	Resp	Lower	Upper
264	100		
260	23.8	19.2	28.8
265	22.0	16.9	25.3

