

Data Path : Z:\svoasrv\HPCHEM1\BNA_M\Data\BM071723\
 Data File : BM040950.D
 Acq On : 18 Jul 2023 11:52
 Operator : MA/JU
 Sample : 03458-14
 Misc :
 ALS Vial : 37 Sample Multiplier: 1

Instrument :
 BNA_M
 ClientSampleId :

Quant Time: Jul 18 22:26:29 2023
 Quant Method : Z:\svoasrv\HPCHEM1\BNA_M\Methods\SFAM-EPA-SIM-BM062223.M
 Quant Title : ASP BNA STANDARDS FOR 5 POINT CALIBRATION
 QLast Update : Tue Jul 18 22:24:09 2023
 Response via : Initial Calibration

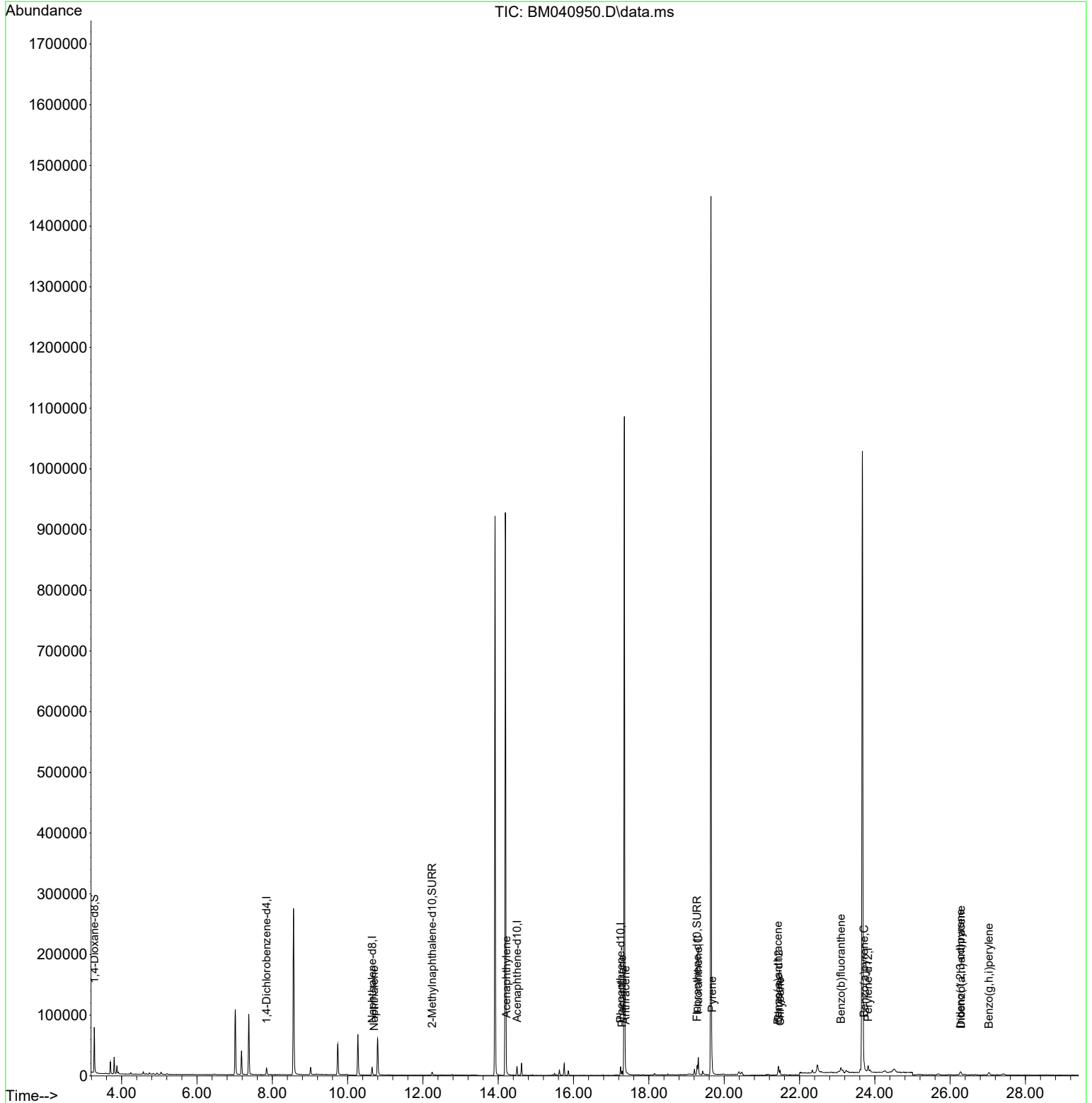
Compound	R.T.	QIon	Response	Conc	Units	Dev(Min)
Internal Standards						
1) 1,4-Dichlorobenzene-d4	7.849	152	5345	0.400	ng/ul	0.00
4) Naphthalene-d8	10.653	136	16843	0.400	ng/ul	0.00
9) Acenaphthene-d10	14.499	164	7562	0.400	ng/ul	0.00
13) Phenanthrene-d10	17.248	188	16103	0.400	ng/ul	0.00
17) Chrysene-d12	21.445	240	10980	0.400	ng/ul	0.00
23) Perylene-d12	23.822	264	15170	0.400	ng/ul #	0.00
System Monitoring Compounds						
3) 1,4-Dioxane-d8	3.275	96	41260	4.914	ng/ul	0.00
6) 2-Methylnaphthalene-d10	12.242	152	6963	0.295	ng/ul	0.00
18) Fluoranthene-d10	19.283	212	15398	0.437	ng/ul	0.00
Target Compounds						
						Qvalue
5) Naphthalene	10.702	128	1155	0.025	ng/ul#	77
10) Acenaphthylene	14.217	152	1757	0.052	ng/ul#	82
15) Phenanthrene	17.291	178	6469	0.129	ng/ul	97
16) Anthracene	17.384	178	1746	0.042	ng/ul#	81
19) Fluoranthene	19.315	202	23808	0.510	ng/ul	98
20) Pyrene	19.678	202	20131	0.403	ng/ul#	93
21) Benzo(a)anthracene	21.428	228	7927	0.213	ng/ul	94
22) Chrysene	21.483	228	8134	0.192	ng/ul#	93
24) Benzo(b)fluoranthene	23.100	252	13366	0.228	ng/ul	77
26) Benzo(a)pyrene	23.713	252	9551	0.181	ng/ul#	80
27) Indeno(1,2,3-cd)pyrene	26.273	276	9119	0.124	ng/ul#	86
28) Dibenzo(a,h)anthracene	26.290	278	2872	0.050	ng/ul#	45
29) Benzo(g,h,i)perylene	27.028	276	9028	0.140	ng/ul	94

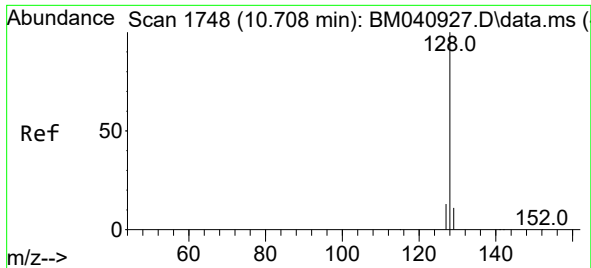
(#) = qualifier out of range (m) = manual integration (+) = signals summed

Data Path : Z:\svoasrv\HPCHEM1\BNA_M\Data\BM071723\
 Data File : BM040950.D
 Acq On : 18 Jul 2023 11:52
 Operator : MA/JU
 Sample : 03458-14
 Misc :
 ALS Vial : 37 Sample Multiplier: 1

Instrument :
 BNA_M
 ClientSampleId :

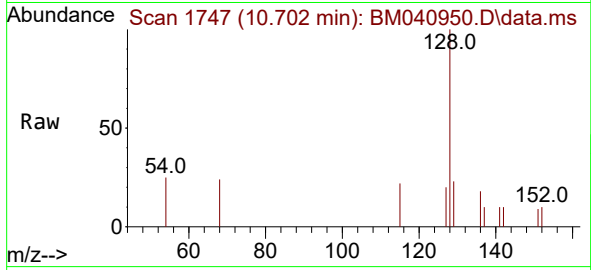
Quant Time: Jul 18 22:26:29 2023
 Quant Method : Z:\svoasrv\HPCHEM1\BNA_M\Methods\SFAM-EPA-SIM-BM062223.M
 Quant Title : ASP BNA STANDARDS FOR 5 POINT CALIBRATION
 QLast Update : Tue Jul 18 22:24:09 2023
 Response via : Initial Calibration



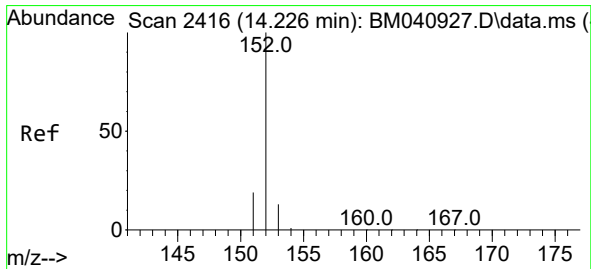
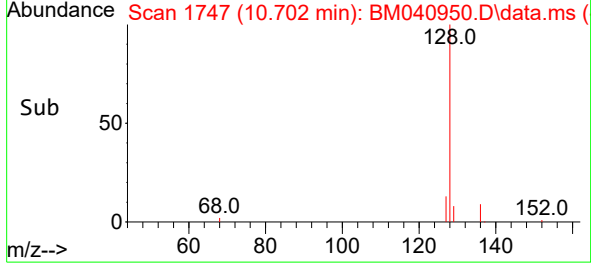
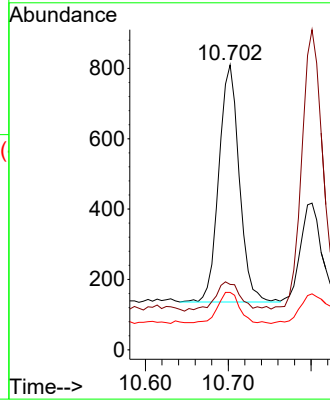


#5
 Naphthalene
 Concen: 0.025 ng/uI
 RT: 10.702 min Scan# 11
 Delta R.T. -0.000 min
 Lab File: BM040950.D
 Acq: 18 Jul 2023 11:52

Instrument :
 BNA_M
 ClientSampleId :

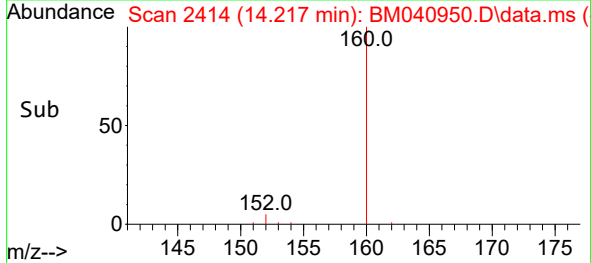
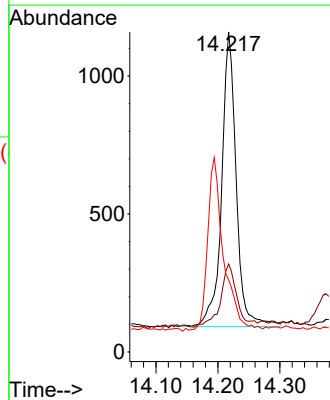
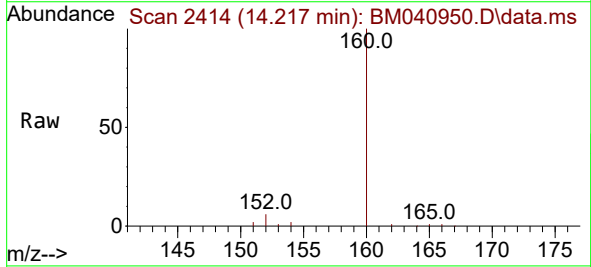


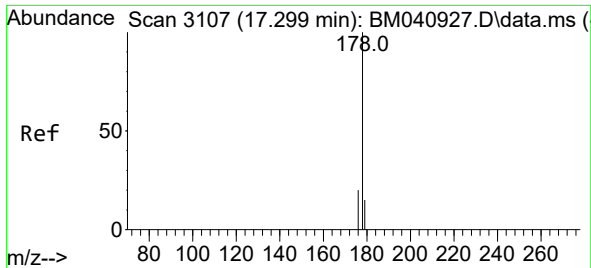
Tgt Ion:128 Resp: 1155
 Ion Ratio Lower Upper
 128 100
 129 23.0 9.2 13.8#
 127 20.1 10.6 15.8#



#10
 Acenaphthylene
 Concen: 0.052 ng/uI
 RT: 14.217 min Scan# 2414
 Delta R.T. -0.005 min
 Lab File: BM040950.D
 Acq: 18 Jul 2023 11:52

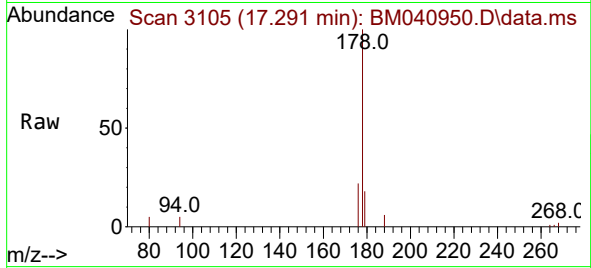
Tgt Ion:152 Resp: 1757
 Ion Ratio Lower Upper
 152 100
 151 27.5 16.2 24.2#
 153 22.5 10.9 16.3#



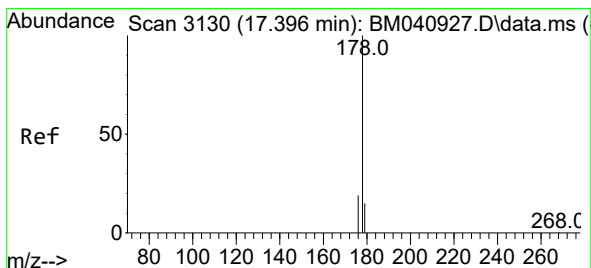
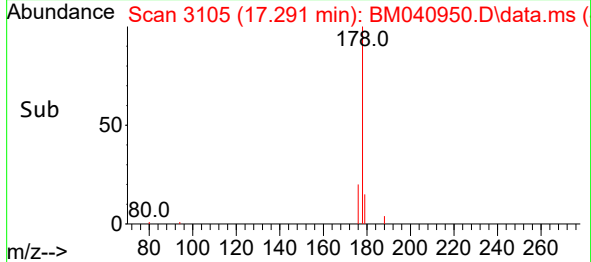
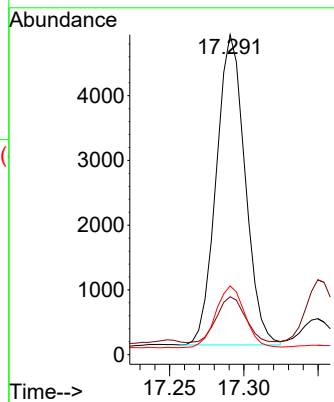


#15
 Phenanthrene
 Concen: 0.129 ng/u1
 RT: 17.291 min Scan# 3105
 Delta R.T. -0.004 min
 Lab File: BM040950.D
 Acq: 18 Jul 2023 11:52

Instrument :
 BNA_M
 ClientSampleId :

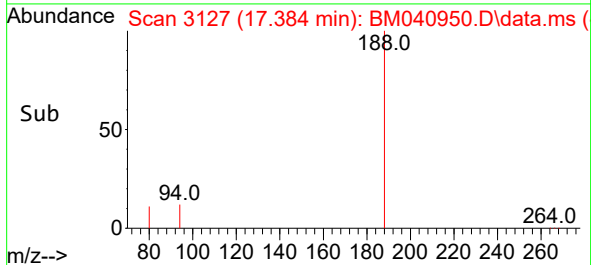
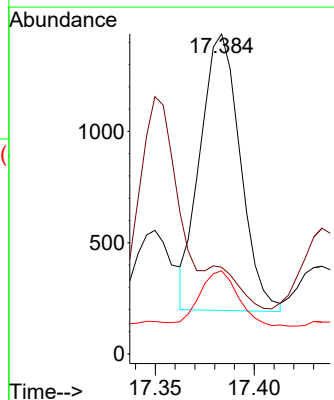
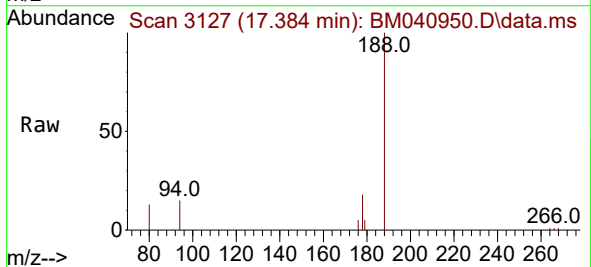


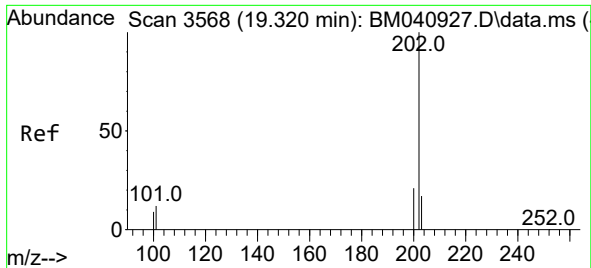
Tgt Ion:178 Resp: 6469
 Ion Ratio Lower Upper
 178 100
 179 18.1 12.8 19.2
 176 21.5 16.4 24.6



#16
 Anthracene
 Concen: 0.042 ng/u1
 RT: 17.384 min Scan# 3127
 Delta R.T. -0.004 min
 Lab File: BM040950.D
 Acq: 18 Jul 2023 11:52

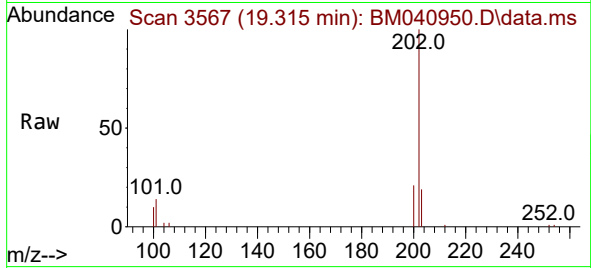
Tgt Ion:178 Resp: 1746
 Ion Ratio Lower Upper
 178 100
 179 27.1 12.9 19.3#
 176 26.0 15.8 23.6#



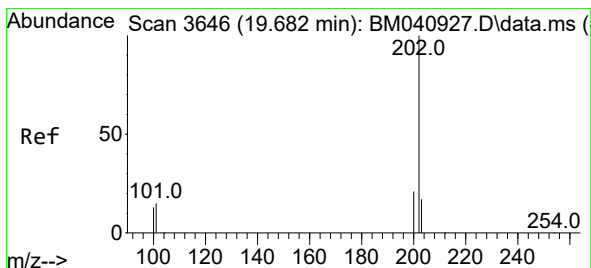
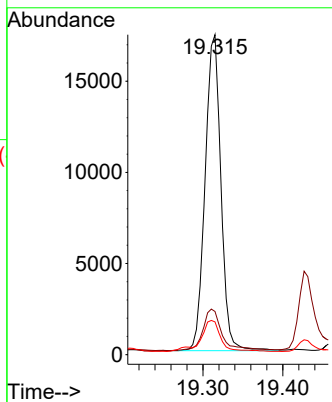
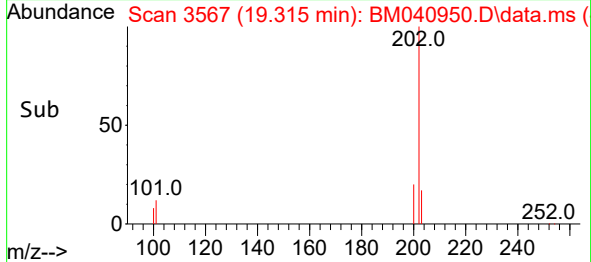


#19
 Fluoranthene
 Concen: 0.510 ng/u1
 RT: 19.315 min Scan# 3567
 Delta R.T. -0.000 min
 Lab File: BM040950.D
 Acq: 18 Jul 2023 11:52

Instrument :
 BNA_M
 ClientSampleId :

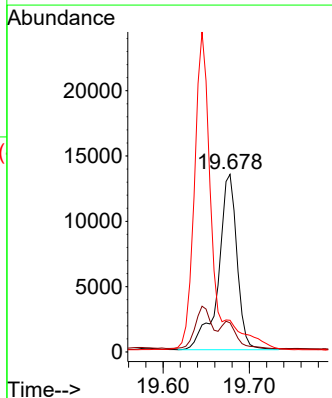
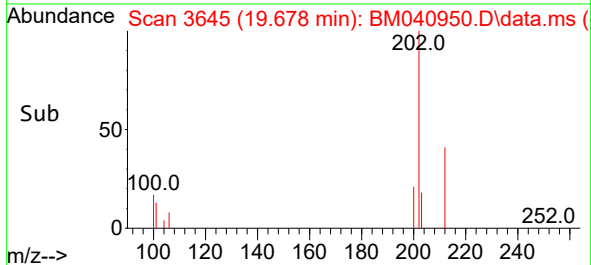
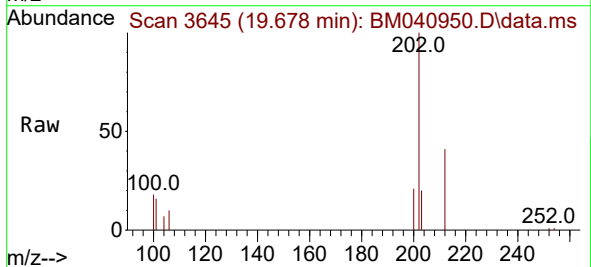


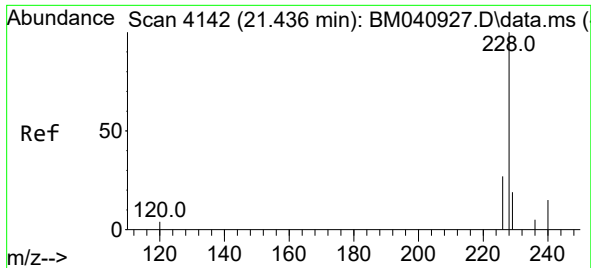
Tgt Ion:202 Resp: 23808
 Ion Ratio Lower Upper
 202 100
 101 13.5 11.4 17.0
 100 10.2 8.7 13.1



#20
 Pyrene
 Concen: 0.403 ng/u1
 RT: 19.678 min Scan# 3645
 Delta R.T. -0.000 min
 Lab File: BM040950.D
 Acq: 18 Jul 2023 11:52

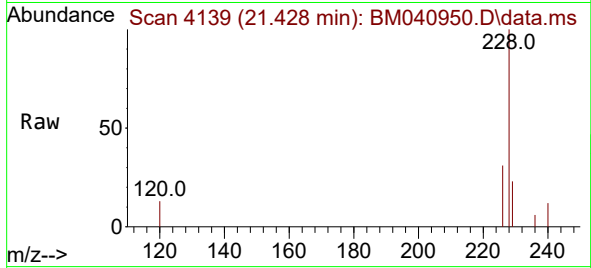
Tgt Ion:202 Resp: 20131
 Ion Ratio Lower Upper
 202 100
 101 16.4 12.6 18.8
 100 17.8 9.8 14.6#



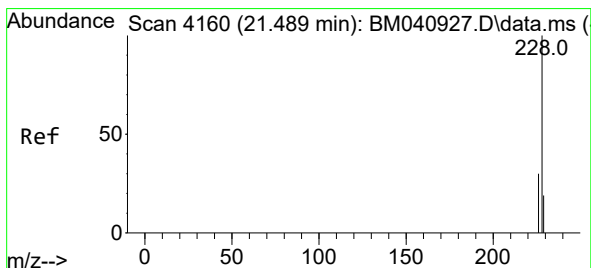
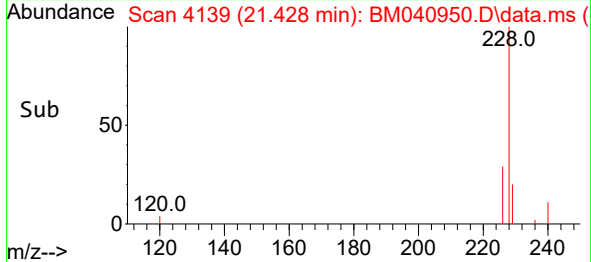
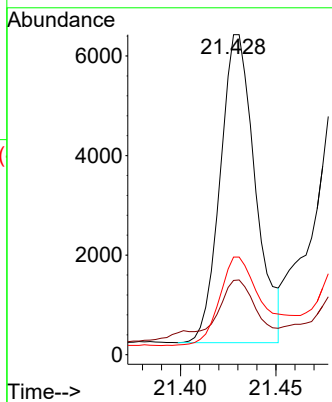


#21
 Benzo(a)anthracene
 Concen: 0.213 ng/u1
 RT: 21.428 min Scan# 4119
 Delta R.T. -0.000 min
 Lab File: BM040950.D
 Acq: 18 Jul 2023 11:52

Instrument :
 BNA_M
 ClientSampleId :

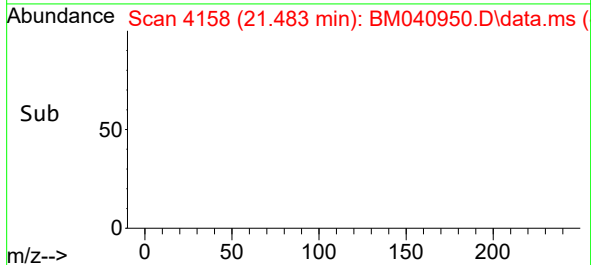
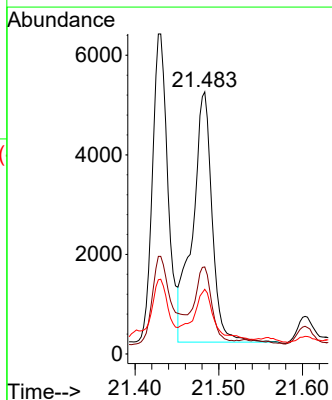
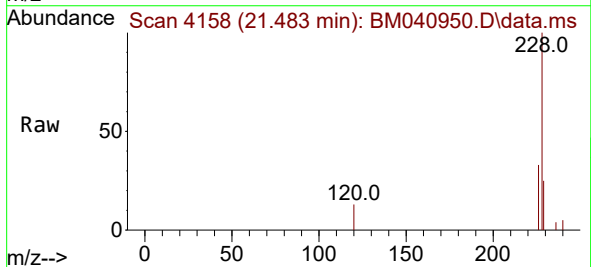


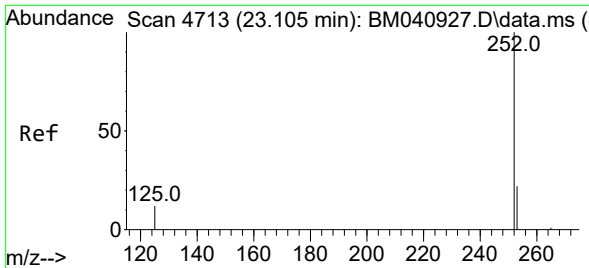
Tgt Ion:228 Resp: 7927
 Ion Ratio Lower Upper
 228 100
 229 23.2 16.0 24.0
 226 30.5 22.3 33.5



#22
 Chrysene
 Concen: 0.192 ng/u1
 RT: 21.483 min Scan# 4158
 Delta R.T. 0.003 min
 Lab File: BM040950.D
 Acq: 18 Jul 2023 11:52

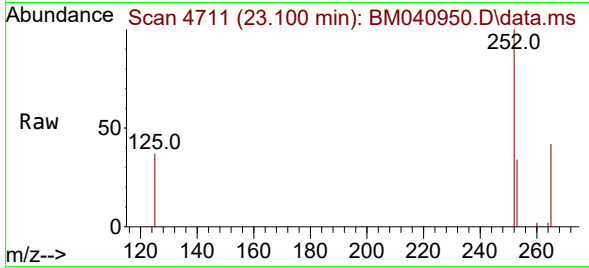
Tgt Ion:228 Resp: 8134
 Ion Ratio Lower Upper
 228 100
 226 33.2 24.9 37.3
 229 24.7 15.8 23.6#



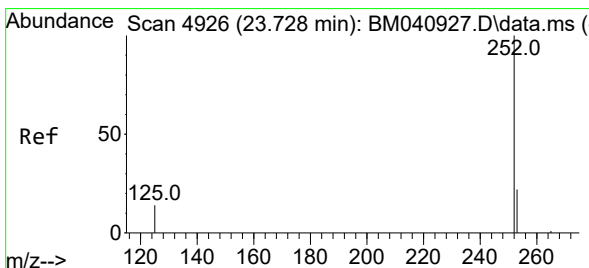
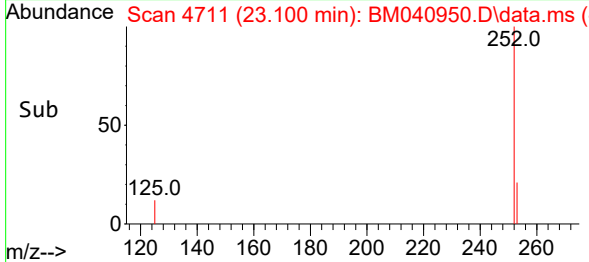
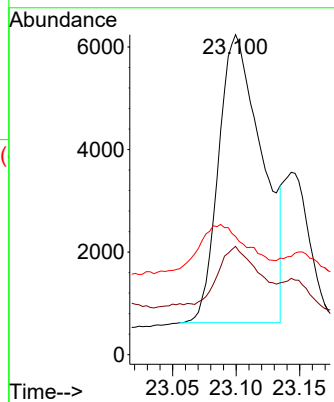


#24
 Benzo(b)fluoranthene
 Concen: 0.228 ng/ul
 RT: 23.100 min Scan# 41
 Delta R.T. 0.003 min
 Lab File: BM040950.D
 Acq: 18 Jul 2023 11:52

Instrument :
 BNA_M
 ClientSampleId :

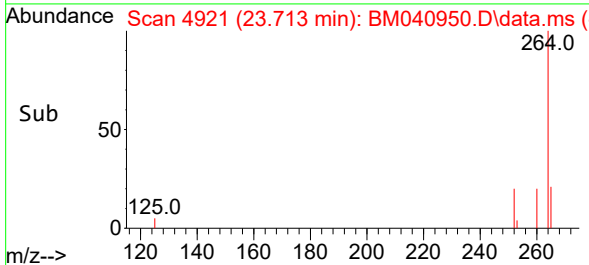
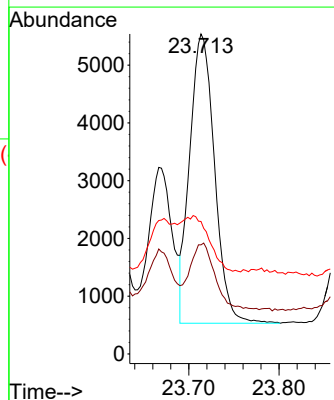
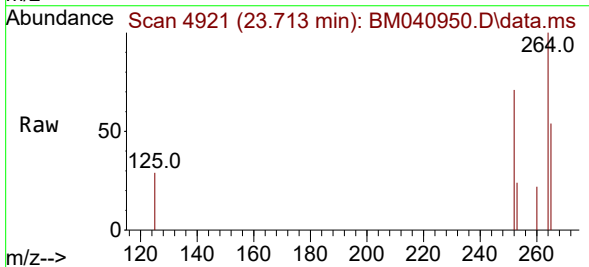


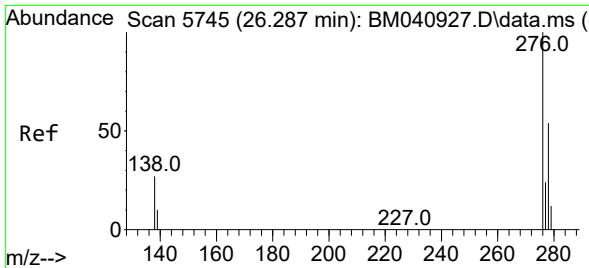
Tgt Ion:252 Resp: 13366
 Ion Ratio Lower Upper
 252 100
 253 33.8 0.0 52.8
 125 36.9 0.0 43.0



#26
 Benzo(a)pyrene
 Concen: 0.181 ng/ul
 RT: 23.713 min Scan# 4921
 Delta R.T. -0.000 min
 Lab File: BM040950.D
 Acq: 18 Jul 2023 11:52

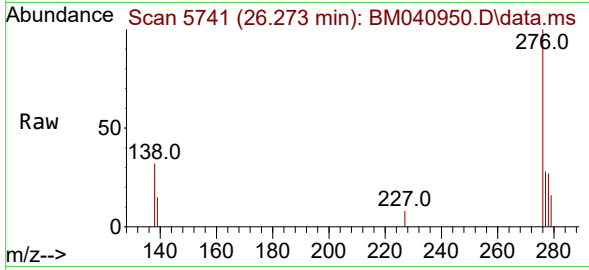
Tgt Ion:252 Resp: 9551
 Ion Ratio Lower Upper
 252 100
 253 34.1 22.9 34.3
 125 41.4 21.0 31.4#



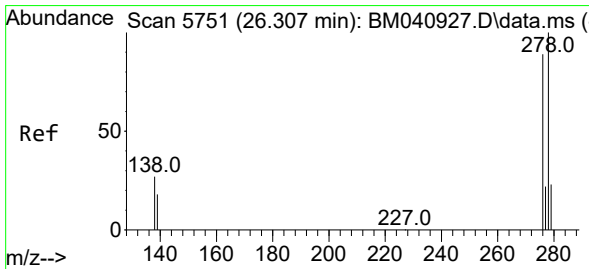
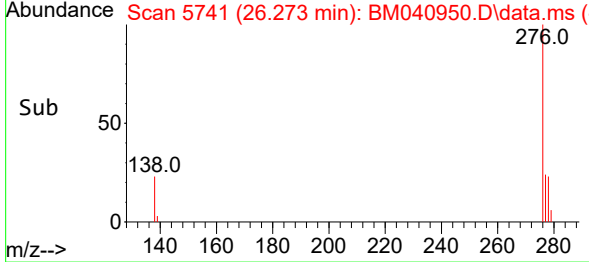
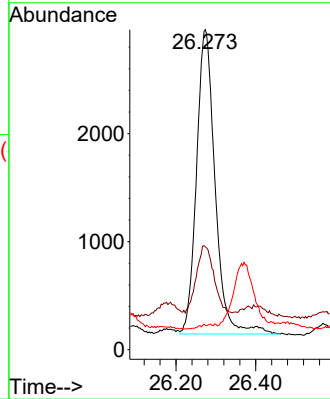


#27
 Indeno(1,2,3-cd)pyrene
 Concen: 0.124 ng/ul
 RT: 26.273 min Scan# 51
 Delta R.T. 0.003 min
 Lab File: BM040950.D
 Acq: 18 Jul 2023 11:52

Instrument :
 BNA_M
 ClientSampleId :

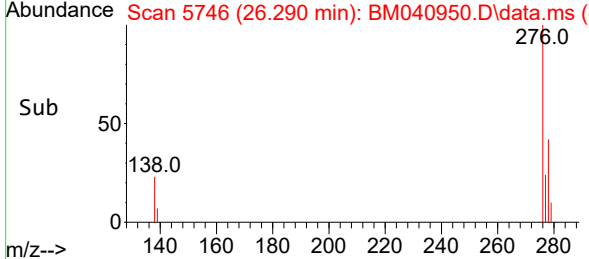
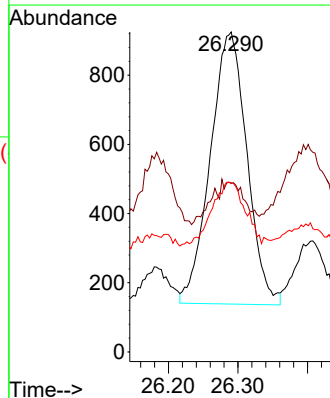
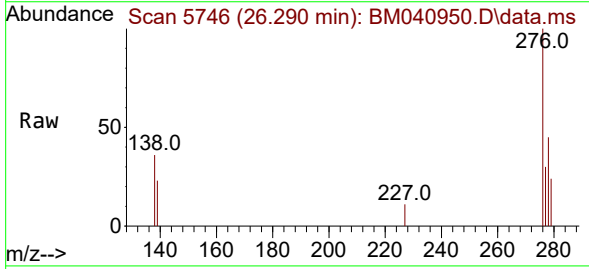


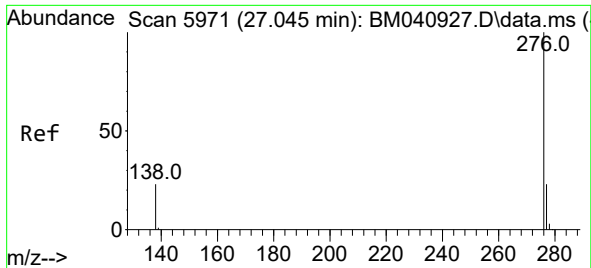
Tgt Ion: 276 Resp: 9119
 Ion Ratio Lower Upper
 276 100
 138 23.1 24.5 36.7#
 227 0.0 0.1 0.1#



#28
 Dibenzo(a,h)anthracene
 Concen: 0.050 ng/ul
 RT: 26.290 min Scan# 5746
 Delta R.T. 0.007 min
 Lab File: BM040950.D
 Acq: 18 Jul 2023 11:52

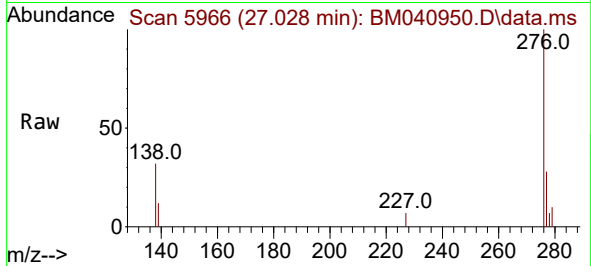
Tgt Ion: 278 Resp: 2872
 Ion Ratio Lower Upper
 278 100
 139 52.6 17.9 26.9#
 279 52.9 22.0 33.0#





#29
 Benzo(g,h,i)perylene
 Concen: 0.140 ng/ul
 RT: 27.028 min Scan# 5971
 Delta R.T. 0.007 min
 Lab File: BM040950.D
 Acq: 18 Jul 2023 11:52

Instrument :
 BNA_M
 ClientSampleId :



Tgt Ion:276 Resp: 9028

Ion	Ratio	Lower	Upper
276	100		
138	32.4	23.0	34.6
277	27.9	20.3	30.5

