LSC Area Percent Report

Data Path : Z:\SVOASRV\HPCHEM1\BNA M\DATA\BM072219\
Data File : BM021590.D
Acq On : 22 Jul 2019 19:44
Operator : HP/JU
Sample : K3823-19
Misc :
ALS Vial : 9 Sample Multiplier: 1

Instrument :
BNA_M
ClientSampleId :
A52J8

Integration Parameters: LSCINT.P
Integrator: RTE
Smoothing : OFF Filtering: 5
Sampling : 1 Min Area: 0.1 % of largest Peak
Start Thrs: 0.2 Max Peaks: 100
Stop Thrs : 0 Peak Location: TOP

If leading or trailing edge < 100 prefer < Baseline drop else tangent >
Peak separation: 5

Method : Z:\SVOASRV\HPCHEM1\BNA_M\METHODS\SOM-EPA-BM070819MA.M
Title : SVOA CALIBRATION

Signal : TIC

peak #	R.T. min	first scan	max scan	last scan	PK TY	peak height	corr. area	corr. % max.	% of total
1	6.887	658	663	674	rVB	159991	284466	1.22%	0.349%
2	7.051	686	691	703	rVB	353535	602883	2.58%	0.740%
3	7.239	718	723	735	rVB	481312	800147	3.42%	0.982%
4	7.704	797	802	810	rVB	490810	794638	3.40%	0.975%
5	8.416	917	923	935	rVB2	438024	772972	3.30%	0.949%
6	8.875	994	1001	1010	rVB	516279	895277	3.83%	1.099%
7	9.586	1116	1122	1131	rBV	437909	721031	3.08%	0.885%
8	10.122	1206	1213	1232	rBV	590926	1421338	6.08%	1.745%
9	10.492	1268	1276	1283	rBV	761168	1277887	5.46%	1.569%
10	10.651	1297	1303	1314	rVB	47847	101356	0.43%	0.124%
11	11.339	1414	1420	1429	rBV	290329	456926	1.95%	0.561%
12	11.639	1466	1471	1477	rVB3	48529	75433	0.32%	0.093%
13	12.174	1557	1562	1565	rBV	13770	24322	0.10%	0.030%
14	13.768	1827	1833	1838	rBV	1697309	2315419	9.90%	2.842%
15	13.816	1838	1841	1849	rVB	396762	506339	2.16%	0.621%
16	14.045	1873	1880	1892	rVB	1788519	2641356	11.29%	3.242%
17	14.351	1925	1932	1941	rBV	1405239	2055520	8.79%	2.523%
18	14.668	1978	1986	2000	rBV3	104397	321668	1.37%	0.395%
19	14.780	2000	2005	2011	rBV	61072	95515	0.41%	0.117%
20	15.115	2053	2062	2070	rBV	15067708	23394726	100.00%	28.715%
21	15.192	2070	2075	2080	rVB2	99585	150799	0.64%	0.185%
22	15.351	2095	2102	2109	rBV	2587515	3624927	15.49%	4.449%
23	15.486	2119	2125	2136	rVB	700588	974014	4.16%	1.196%
24	15.586	2139	2142	2146	rBV	28252	40059	0.17%	0.049%
25	15.621	2146	2148	2154	rVB2	26075	33670	0.14%	0.041%
26	15.698	2154	2161	2162	rBV3	44623	69102	0.30%	0.085%
27	15.727	2162	2166	2171	rBV4	35933	72511	0.31%	0.089%
28	15.845	2183	2186	2191	rBV5	17287	26730	0.11%	0.033%
29	15.909	2192	2197	2204	rVB7	16025	36900	0.16%	0.045%
30	15.998	2206	2212	2218	rVB6	15497	33667	0.14%	0.041%
31	16.086	2218	2227	2233	rBV2	133742	266936	1.14%	0.328%
32	16.133	2233	2235	2247	rVB7	21772	33879	0.14%	0.042%
33	16.615	2310	2317	2319	rBV	28973	48829	0.21%	0.060%
34	16.639	2319	2321	2327	rVB5	27020	37971	0.16%	0.047%

LSC Area Percent Report

Data Path : Z:\SVOASRV\HPCHEM1\BNA M\DATA\BM072219\
Data File : BM021590.D
Acq On : 22 Jul 2019 19:44
Operator : HP/JU
Sample : K3823-19
Misc :
ALS Vial : 9 Sample Multiplier: 1

Instrument :
BNA_M
ClientSampleId :
A52J8

Integration Parameters: LSCINT.P
Integrator: RTE
Smoothing : OFF Filtering: 5
Sampling : 1 Min Area: 0.1 % of largest Peak
Start Thrs: 0.2 Max Peaks: 100
Stop Thrs : 0 Peak Location: TOP

If leading or trailing edge < 100 prefer < Baseline drop else tangent >
Peak separation: 5

Method : Z:\SVOASRV\HPCHEM1\BNA_M\METHODS\SOM-EPA-BM070819MA.M
Title : SVOA CALIBRATION

35	16.909	2360	2367	2378	rVB5	29933	78672	0.34%	0.097%
36	17.104	2394	2400	2408	rBV2	1857402	2699004	11.54%	3.313%
37	17.204	2408	2417	2426	rVB	2912518	4176074	17.85%	5.126%
38	17.874	2526	2531	2538	rBV7	15004	37273	0.16%	0.046%
39	17.998	2546	2552	2562	rBV	261584	442794	1.89%	0.543%
40	18.103	2567	2570	2577	rVB5	20497	33815	0.14%	0.042%
41	19.139	2742	2746	2748	rBV	50027	64915	0.28%	0.080%
42	19.168	2748	2751	2756	rVB	30956	45048	0.19%	0.055%
43	19.280	2765	2770	2776	rBV2	118859	188344	0.81%	0.231%
44	19.362	2780	2784	2786	rVV3	51700	71657	0.31%	0.088%
45	19.392	2786	2789	2796	rVB	31213	45374	0.19%	0.056%
46	19.503	2802	2808	2817	rBV	4113406	5509554	23.55%	6.763%
47	19.880	2863	2872	2892	rBV	2445912	4396132	18.79%	5.396%
48	21.003	3058	3063	3071	rBV	235351	423231	1.81%	0.519%
49	21.291	3107	3112	3123	rBV	2830694	3727169	15.93%	4.575%
50	21.868	3206	3210	3213	rBV	178728	229909	0.98%	0.282%
51	22.338	3285	3290	3298	rBV	1178487	1766650	7.55%	2.168%
52	22.833	3371	3374	3381	rVB	363090	468008	2.00%	0.574%
53	23.403	3464	3471	3487	rVB	3800556	6865135	29.34%	8.426%
54	23.544	3488	3495	3508	rVB	2109774	3967526	16.96%	4.870%
55	24.044	3575	3580	3587	rVB	349812	630195	2.69%	0.774%
56	24.785	3702	3706	3715	rVB2	286627	595897	2.55%	0.731%

Sum of corrected areas: 81471589

Data Path : Z:\SVOASRV\HPCHEM1\BNA M\DATA\BM072219\
Data File : BM021590.D
Acq On : 22 Jul 2019 19:44
Operator : HP/JU
Sample : K3823-19
Misc :
ALS Vial : 9 Sample Multiplier: 1

Instrument :
BNA_M
ClientSampleId :
A52J8

Quant Method : Z:\SVOASRV\HPCHEM1\BNA_M\METHODS\SOM-EPA-BM070819MA.M
Quant Title : SVOA CALIBRATION

TIC Library : C:\DATABASE\NIST02.L
TIC Integration Parameters: LSCINT.P

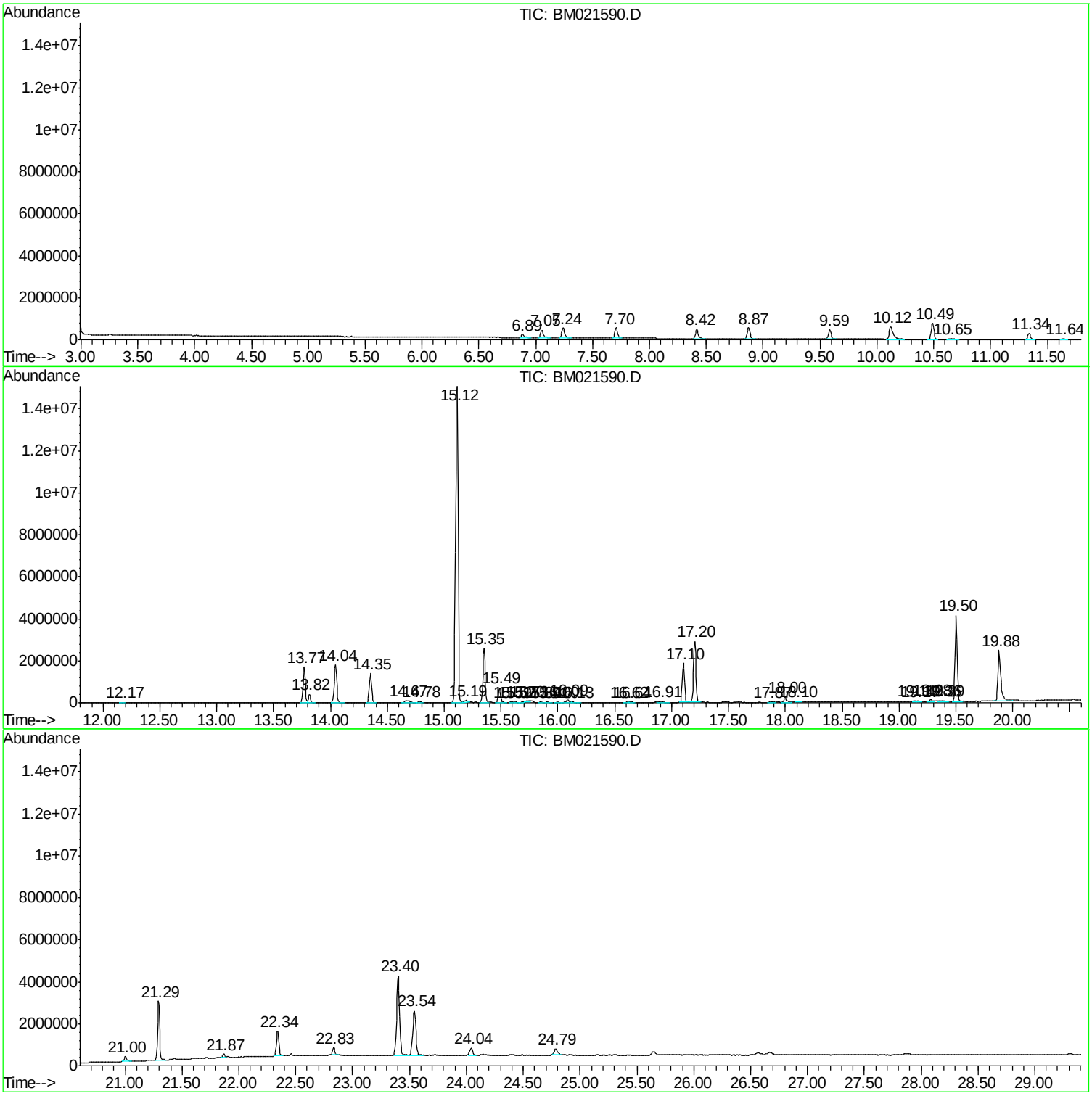

Library Search Compound Report

Data Path : Z:\SVOASRV\HPCHEM1\BNA M\DATA\BM072219\
Data File : BM021590.D
Acq On : 22 Jul 2019 19:44
Operator : HP/JU
Sample : K3823-19
Misc :
ALS Vial : 9 Sample Multiplier: 1

Instrument :
BNA_M
ClientSampleId :
A52J8

Quant Method : Z:\SVOASRV\HPCHEM1\BNA_M\METHODS\SOM-EPA-BM070819MA.M
Quant Title : SVOA CALIBRATION

TIC Library : C:\DATABASE\NIST02.L
TIC Integration Parameters: LSCINT.P

****

Peak Number 1 2,5-Cyclohexadiene-1,4-dion... Concentration Rank 4

R.T.	EstConc	Area	Relative to ISTD	R.T.
11.34	7.15 ng/ul	456926	Naphthalene-d8	10.49

Hit# of 5	Tentative ID	MW	MolForm	CAS#	Qual
1	2,5-Cyclohexadiene-1,4-dione, 2-...	164	C10H12O2	000490-91-5	97
2	2,5-Cyclohexadiene-1,4-dione, 2-...	164	C10H12O2	000490-91-5	97
3	2,3,5-Trimethyl-6-propylpyrazine	164	C10H16N2	092233-82-4	60
4	2,4,6-Octatriene, 2,6-dimethyl-,...	136	C10H16	007216-56-0	58
5	2,4,6-Octatriene, 2,6-dimethyl-	136	C10H16	000673-84-7	58

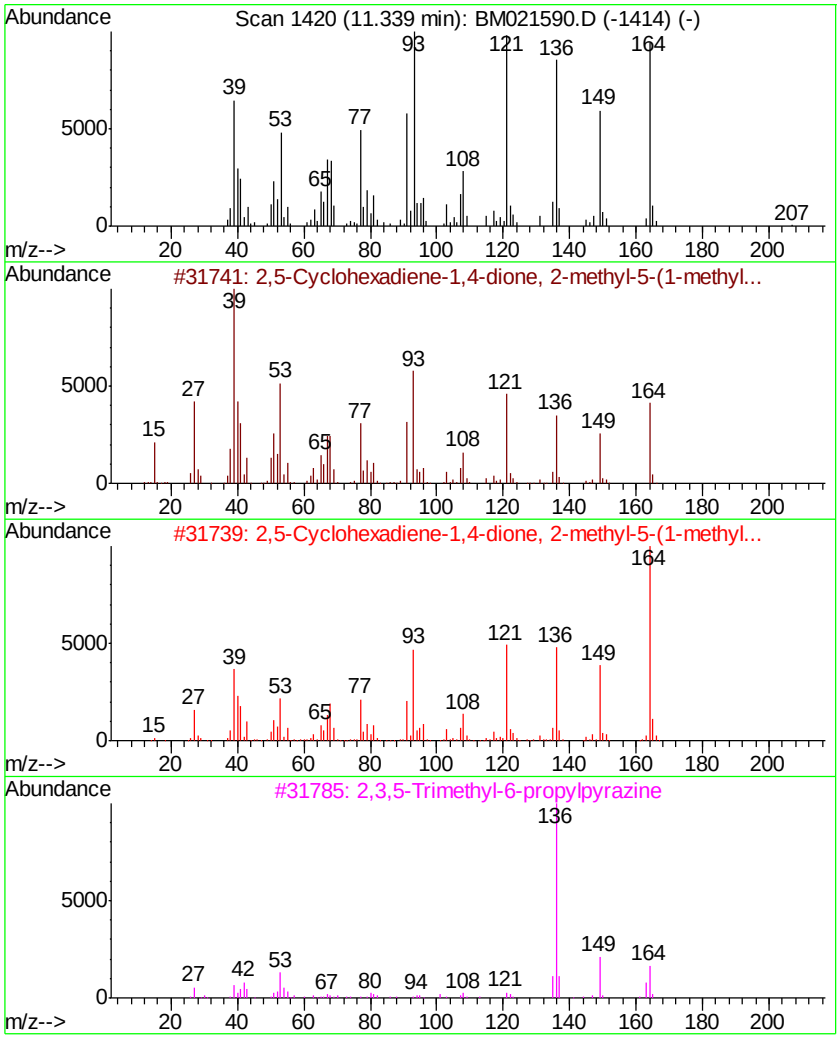

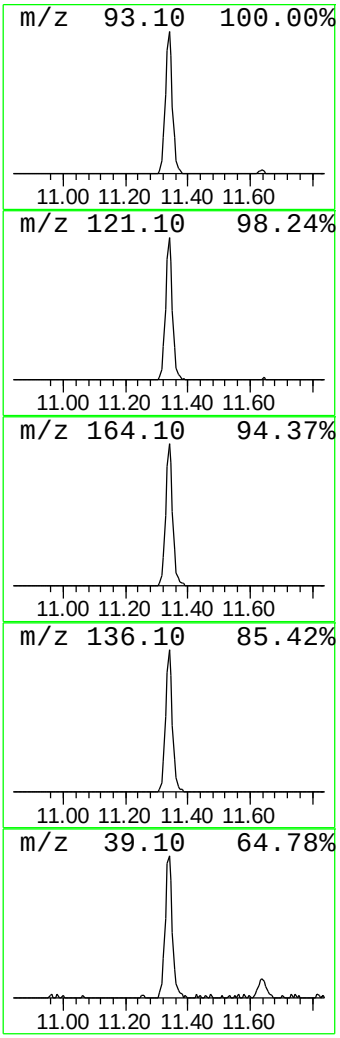

Library Search Compound Report

Data Path : Z:\SVOASRV\HPCHEM1\BNA M\DATA\BM072219\
Data File : BM021590.D
Acq On : 22 Jul 2019 19:44
Operator : HP/JU
Sample : K3823-19
Misc :
ALS Vial : 9 Sample Multiplier: 1

Instrument :
BNA_M
ClientSampleId :
A52J8

Quant Method : Z:\SVOASRV\HPCHEM1\BNA_M\METHODS\SOM-EPA-BM070819MA.M
Quant Title : SVOA CALIBRATION

TIC Library : C:\DATABASE\NIST02.L
TIC Integration Parameters: LSCINT.P

****
Peak Number 2 Diethyltoluamide Concentration Rank 1

R.T.	EstConc	Area	Relative to ISTD	R.T.
15.12	227.63 ng/ul	23394700	Acenaphthene-d10	14.35

Hit# of 5	Tentative ID	MW	MolForm	CAS#	Qual
1	Diethyltoluamide	191	C12H17NO	000134-62-3	96
2	Diethyltoluamide	191	C12H17NO	000134-62-3	94
3	Benzamide, N,N-diethyl-4-methyl-	191	C12H17NO	002728-05-4	93
4	Diethyltoluamide	191	C12H17NO	000134-62-3	87
5	Diethyltoluamide	191	C12H17NO	000134-62-3	64

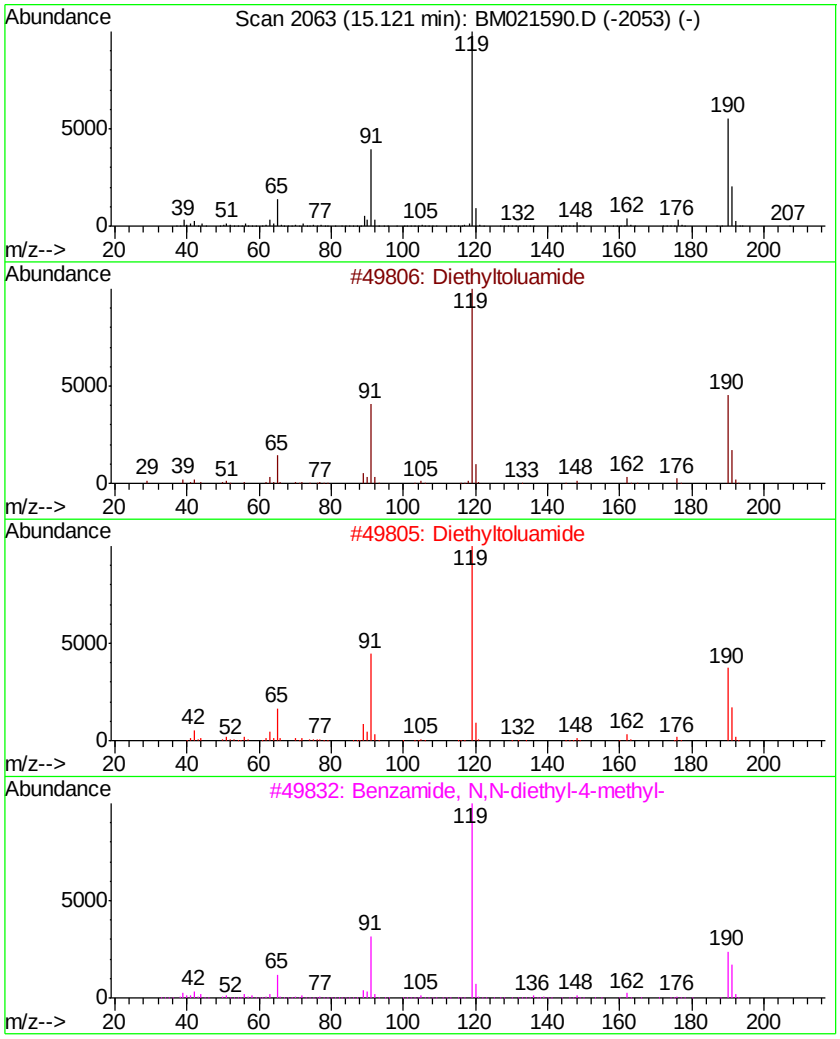

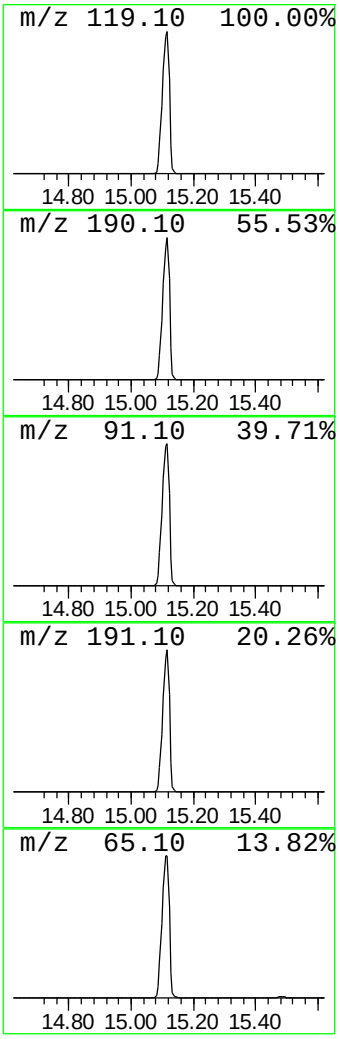

Library Search Compound Report

Data Path : Z:\SVOASRV\HPCHEM1\BNA M\DATA\BM072219\
Data File : BM021590.D
Acq On : 22 Jul 2019 19:44
Operator : HP/JU
Sample : K3823-19
Misc :
ALS Vial : 9 Sample Multiplier: 1

Instrument :
BNA_M
ClientSampleId :
A52J8

Quant Method : Z:\SVOASRV\HPCHEM1\BNA_M\METHODS\SOM-EPA-BM070819MA.M
Quant Title : SVOA CALIBRATION

TIC Library : C:\DATABASE\NIST02.L
TIC Integration Parameters: LSCINT.P

****
Peak Number 3 n-Hexadecanoic acid Concentration Rank 5

R.T.	EstConc	Area	Relative to ISTD	R.T.
18.00	3.28 ng/ul	442794	Phenanthrene-d10	17.10

Hit# of 5	Tentative ID	MW	MolForm	CAS#	Qual
1	n-Hexadecanoic acid	256	C16H32O2	000057-10-3	96
2	Tetradecanoic acid	228	C14H28O2	000544-63-8	93
3	Tridecanoic acid	214	C13H26O2	000638-53-9	76
4	Tridecanoic acid	214	C13H26O2	000638-53-9	76
5	n-Decanoic acid	172	C10H20O2	000334-48-5	62

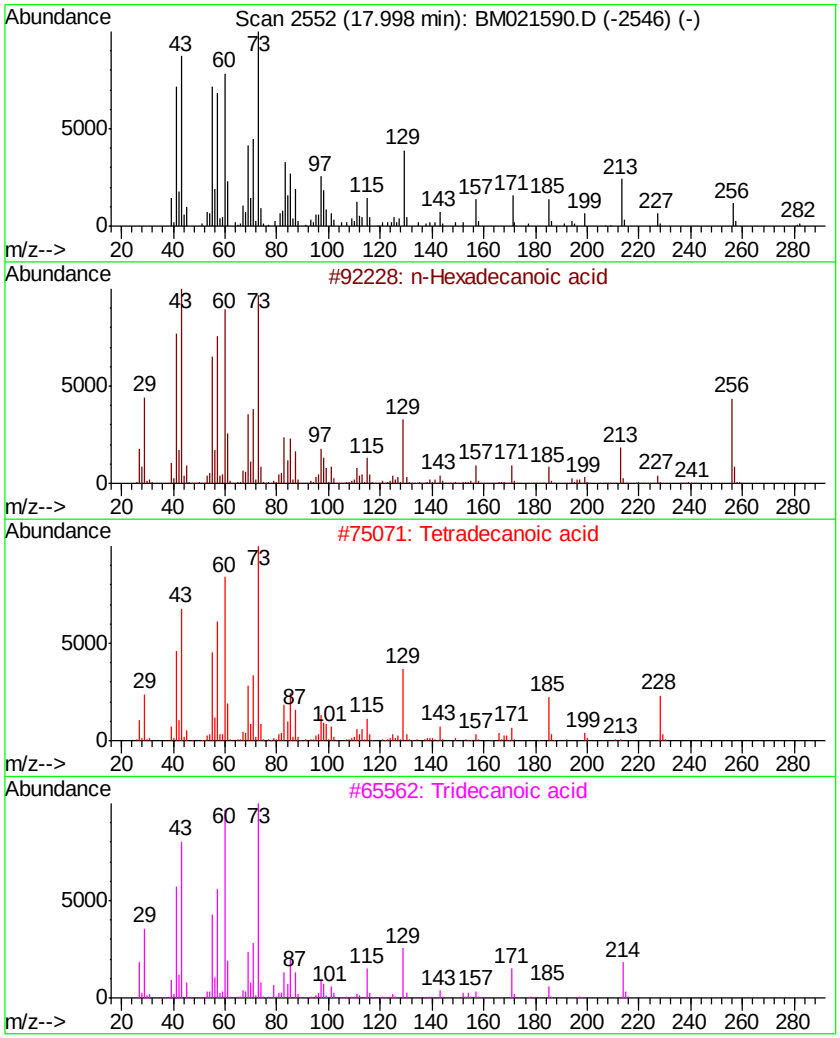

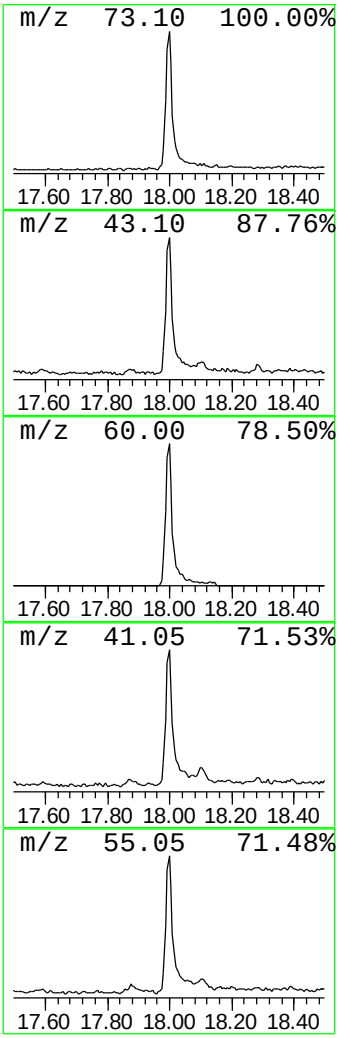

Library Search Compound Report

Data Path : Z:\SVOASRV\HPCHEM1\BNA M\DATA\BM072219\
Data File : BM021590.D
Acq On : 22 Jul 2019 19:44
Operator : HP/JU
Sample : K3823-19
Misc :
ALS Vial : 9 Sample Multiplier: 1

Instrument :
BNA_M
ClientSampleId :
A52J8

Quant Method : Z:\SVOASRV\HPCHEM1\BNA_M\METHODS\SOM-EPA-BM070819MA.M
Quant Title : SVOA CALIBRATION

TIC Library : C:\DATABASE\NIST02.L
TIC Integration Parameters: LSCINT.P

****

Peak Number 4 2,4,6-Triisopropylbenzoic acid Concentration Rank 2

R.T.	EstConc	Area	Relative to ISTD	R.T.
19.88	23.59 ng/ul	4396130	Chrysene-d12	21.29

Hit# of 5	Tentative ID	MW	MolForm	CAS#	Qual
1	2,4,6-Triisopropylbenzoic acid	248	C16H24O2	049623-71-4	70
2	2(1H)-Pyrimidinethione, 3,4-dihy...	248	C13H16N2OS	063704-47-2	49
3	1,2,3,6-Tetrahydropyridine, 1-fo...	233	C13H15NO3	094427-35-7	38
4	N1-(4,4-Dimethyl-1,3-thiazolan-2...	248	C14H20N2S	284665-76-5	38
5	11H-Benzo[a]carbazole	217	C16H11N	000239-01-0	35

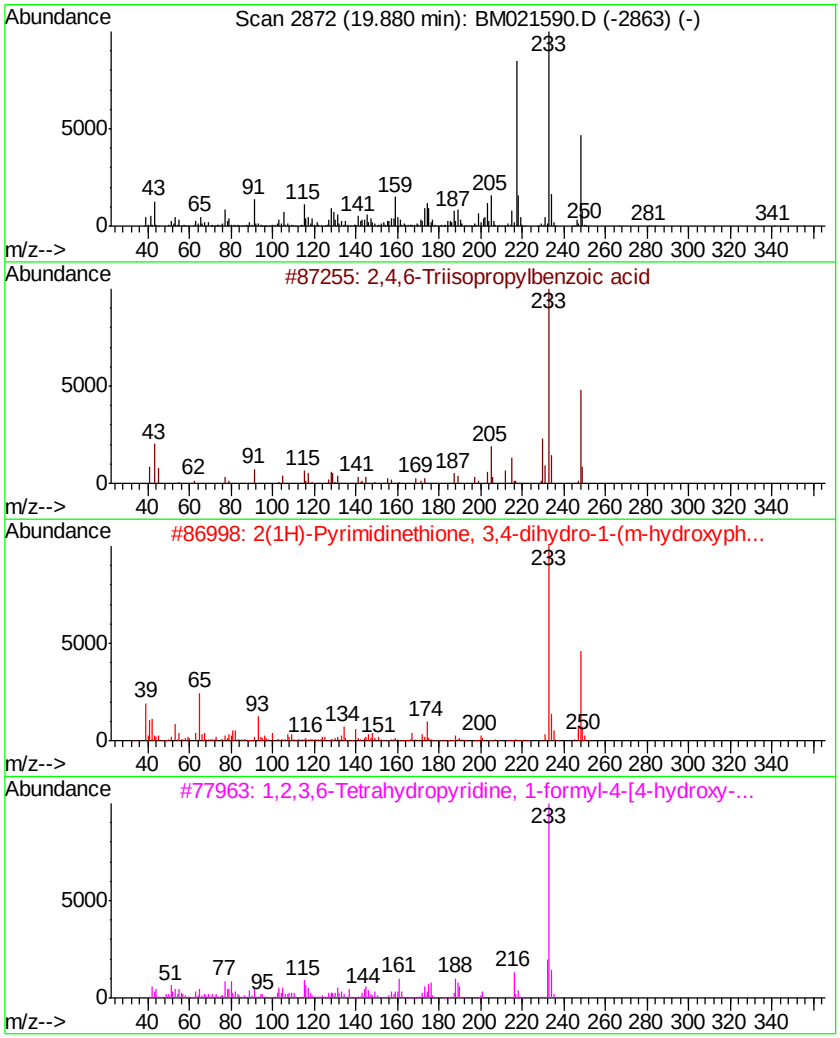

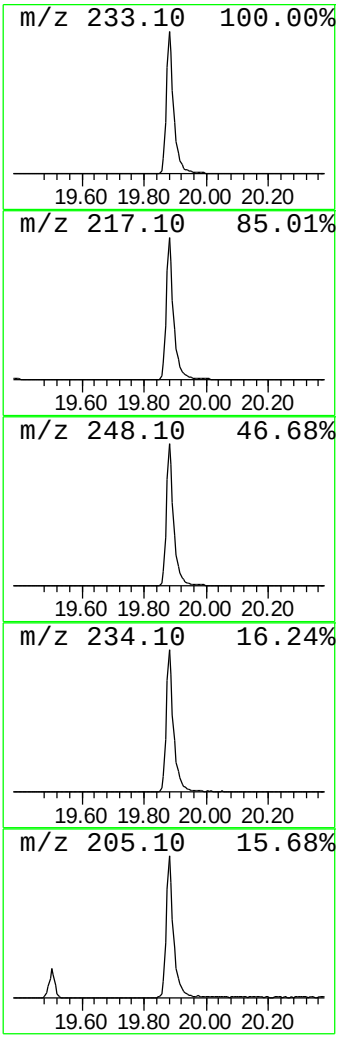

Library Search Compound Report

Data Path : Z:\SVOASRV\HPCHEM1\BNA M\DATA\BM072219\
Data File : BM021590.D
Acq On : 22 Jul 2019 19:44
Operator : HP/JU
Sample : K3823-19
Misc :
ALS Vial : 9 Sample Multiplier: 1

Instrument :
BNA_M
ClientSampleId :
A52J8

Quant Method : Z:\SVOASRV\HPCHEM1\BNA_M\METHODS\SOM-EPA-BM070819MA.M
Quant Title : SVOA CALIBRATION

TIC Library : C:\DATABASE\NIST02.L
TIC Integration Parameters: LSCINT.P

****

Peak Number 5 (DEL) Alkane: Cyclic21.00 Concentration Rank 9

R.T.	EstConc	Area	Relative to ISTD	R.T.
21.00	2.27 ng/ul	423231	Chrysene-d12	21.29

Hit# of 5	Tentative ID	MW	MolForm	CAS#	Qual
1	Cyclopentadecane	210	C15H30	000295-48-7	98
2	1-Nonadecene	266	C19H38	018435-45-5	92
3	1-Hexacosanol	382	C26H54O	000506-52-5	91
4	Cyclotetradecane	196	C14H28	000295-17-0	91
5	Cyclotetradecane	196	C14H28	000295-17-0	91

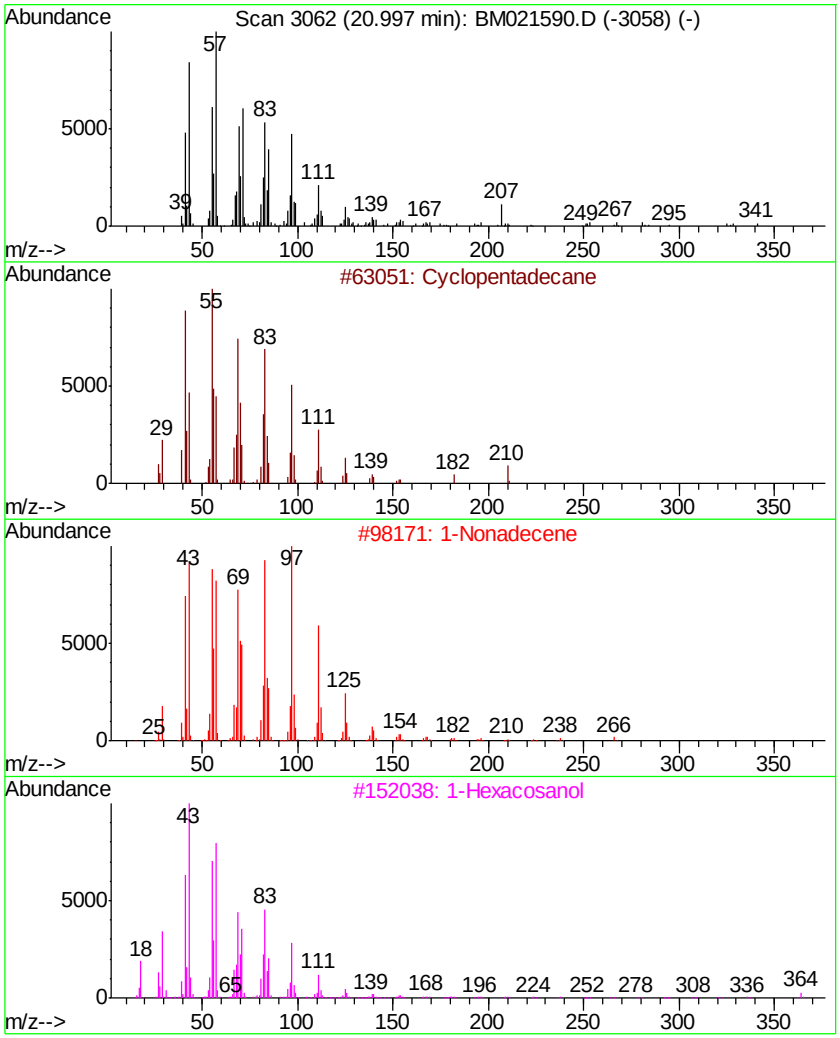

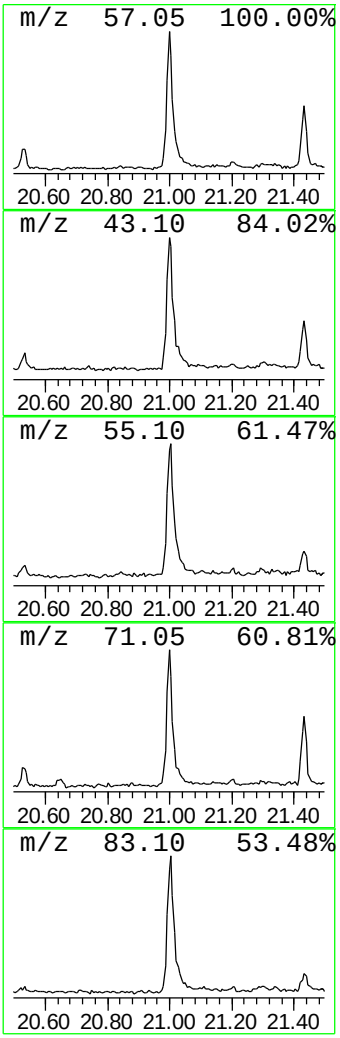

Library Search Compound Report

Data Path : Z:\SVOASRV\HPCHEM1\BNA M\DATA\BM072219\
Data File : BM021590.D
Acq On : 22 Jul 2019 19:44
Operator : HP/JU
Sample : K3823-19
Misc :
ALS Vial : 9 Sample Multiplier: 1

Instrument :
BNA_M
ClientSampleId :
A52J8

Quant Method : Z:\SVOASRV\HPCHEM1\BNA_M\METHODS\SOM-EPA-BM070819MA.M
Quant Title : SVOA CALIBRATION

TIC Library : C:\DATABASE\NIST02.L
TIC Integration Parameters: LSCINT.P

****
Peak Number 6 Decanedioic acid, bis(2-eth... Concentration Rank 3

R.T.	EstConc	Area	Relative to ISTD	R.T.
22.34	9.48 ng/ul	1766650	Chrysene-d12	21.29

Hit# of 5	Tentative ID	MW	MolForm	CAS#	Qual
1	Decanedioic acid, bis(2-ethylhex...	426	C26H50O4	000122-62-3	58
2	Propanoic acid, 3-mercapto-, 2-e...	218	C11H22O2S	050448-95-8	35
3	Decane, 5,6-dipropyl-	226	C16H34	119209-20-0	27
4	1-Decene, 3,4-dimethyl-	168	C12H24	050871-03-9	27
5	Tridecane, 7-methyl-	198	C14H30	026730-14-3	22

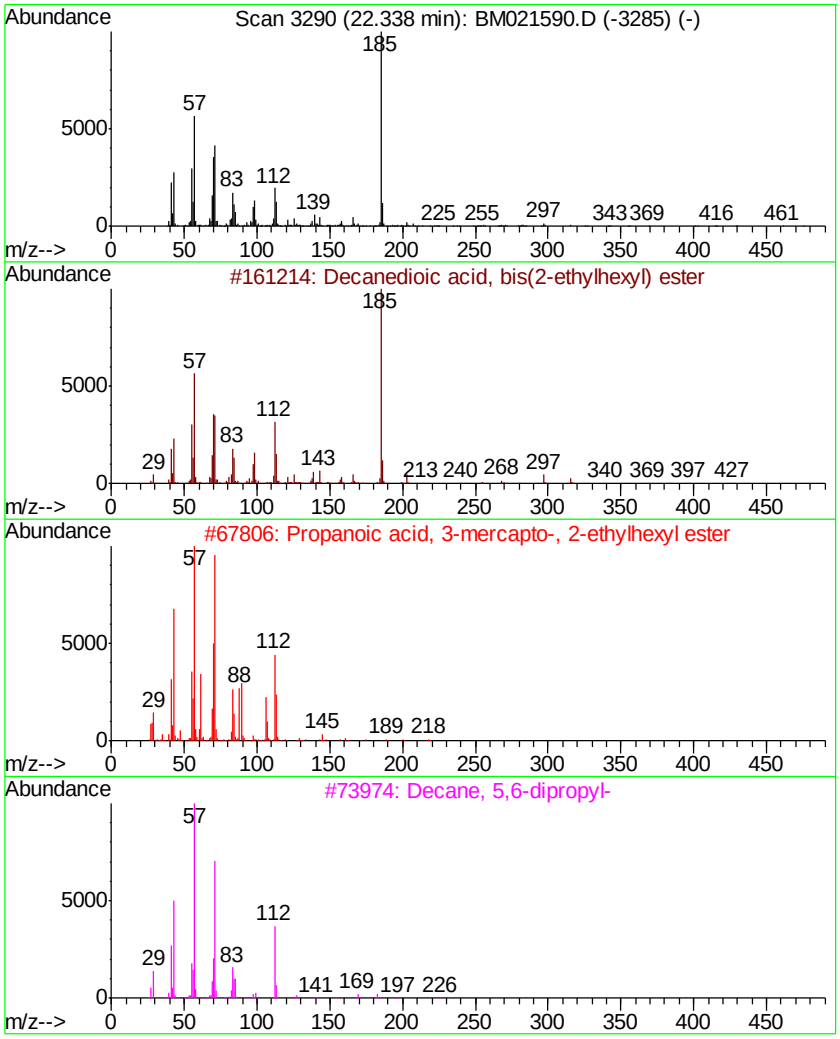

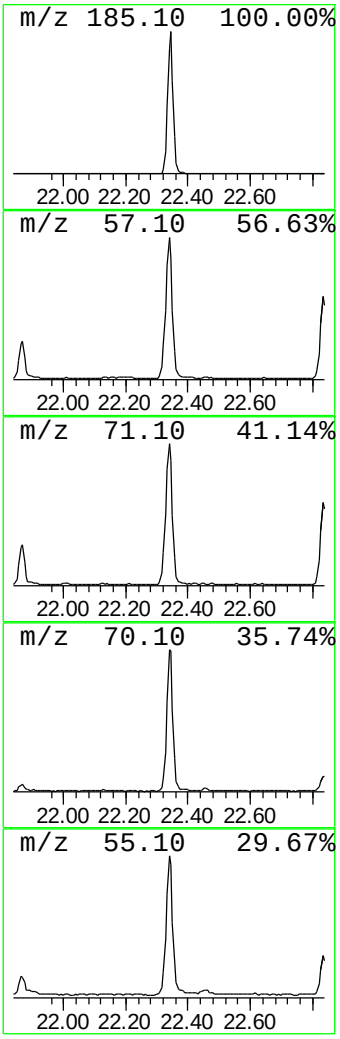

Library Search Compound Report

Data Path : Z:\SVOASRV\HPCHEM1\BNA M\DATA\BM072219\
Data File : BM021590.D
Acq On : 22 Jul 2019 19:44
Operator : HP/JU
Sample : K3823-19
Misc :
ALS Vial : 9 Sample Multiplier: 1

Instrument :
BNA_M
ClientSampleId :
A52J8

Quant Method : Z:\SVOASRV\HPCHEM1\BNA_M\METHODS\SOM-EPA-BM070819MA.M
Quant Title : SVOA CALIBRATION

TIC Library : C:\DATABASE\NIST02.L
TIC Integration Parameters: LSCINT.P

****
Peak Number 7 (DEL) Alkane: Straight-Chai... Concentration Rank 8

R.T.	EstConc	Area	Relative to ISTD	R.T.
22.83	2.36 ng/ul	468008	Perylene-d12	23.54

Hit# of 5	Tentative ID	MW	MolForm	CAS#	Qual
1	Eicosane	282	C20H42	000112-95-8	97
2	Heneicosane	296	C21H44	000629-94-7	90
3	Eicosane	282	C20H42	000112-95-8	87
4	Tetracosane	338	C24H50	000646-31-1	87
5	Octadecane	254	C18H38	000593-45-3	87

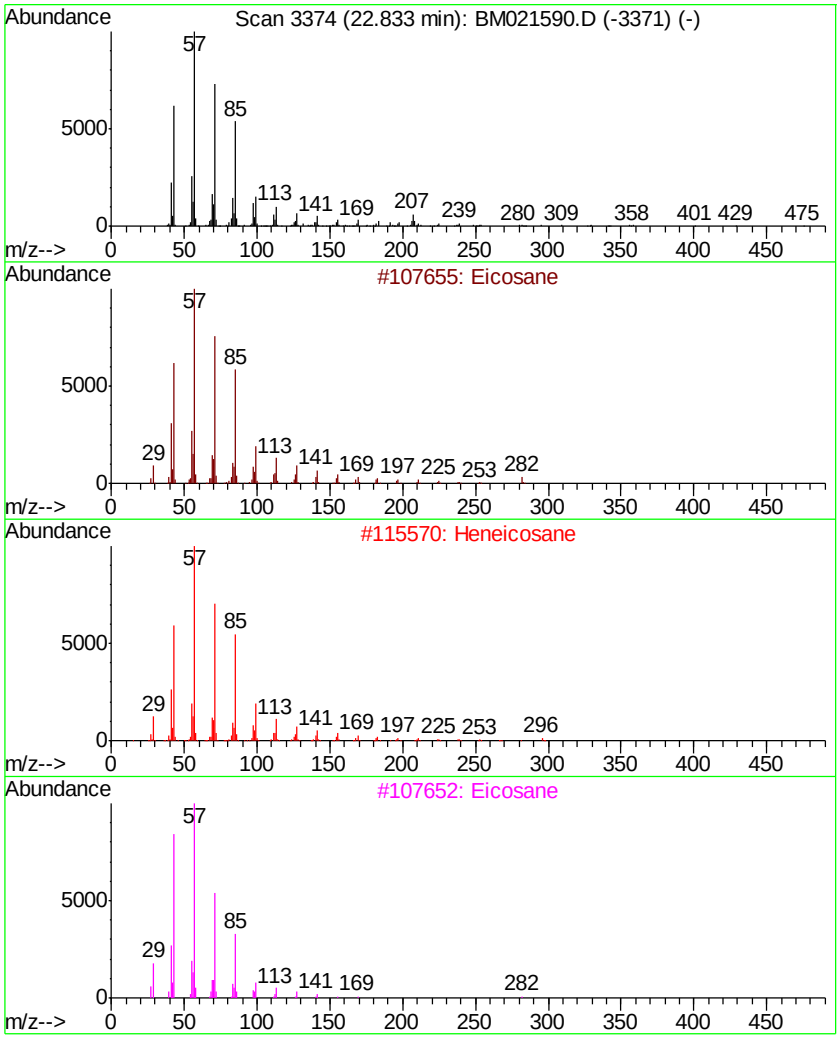

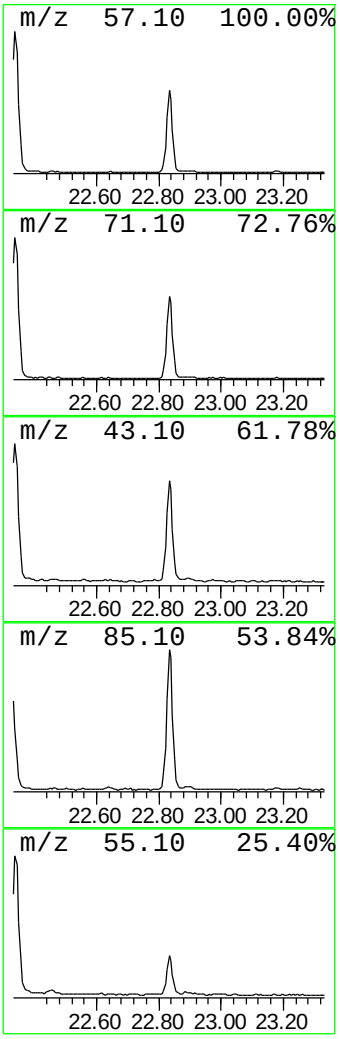

Library Search Compound Report

Data Path : Z:\SVOASRV\HPCHEM1\BNA M\DATA\BM072219\
Data File : BM021590.D
Acq On : 22 Jul 2019 19:44
Operator : HP/JU
Sample : K3823-19
Misc :
ALS Vial : 9 Sample Multiplier: 1

Instrument :
BNA_M
ClientSampleId :
A52J8

Quant Method : Z:\SVOASRV\HPCHEM1\BNA_M\METHODS\SOM-EPA-BM070819MA.M
Quant Title : SVOA CALIBRATION

TIC Library : C:\DATABASE\NIST02.L
TIC Integration Parameters: LSCINT.P

****
Peak Number 8 (DEL) Alkane: Straight-Chai... Concentration Rank 6

R.T.	EstConc	Area	Relative to ISTD	R.T.
24.04	3.18 ng/ul	630195	Perylene-d12	23.54

Hit# of 5	Tentative ID	MW	MolForm	CAS#	Qual
1	Nonadecane	268	C19H40	000629-92-5	93
2	Heptacosane	380	C27H56	000593-49-7	91
3	Nonacosane	408	C29H60	000630-03-5	91
4	Heneicosane	296	C21H44	000629-94-7	91
5	Triacontane	422	C30H62	000638-68-6	91

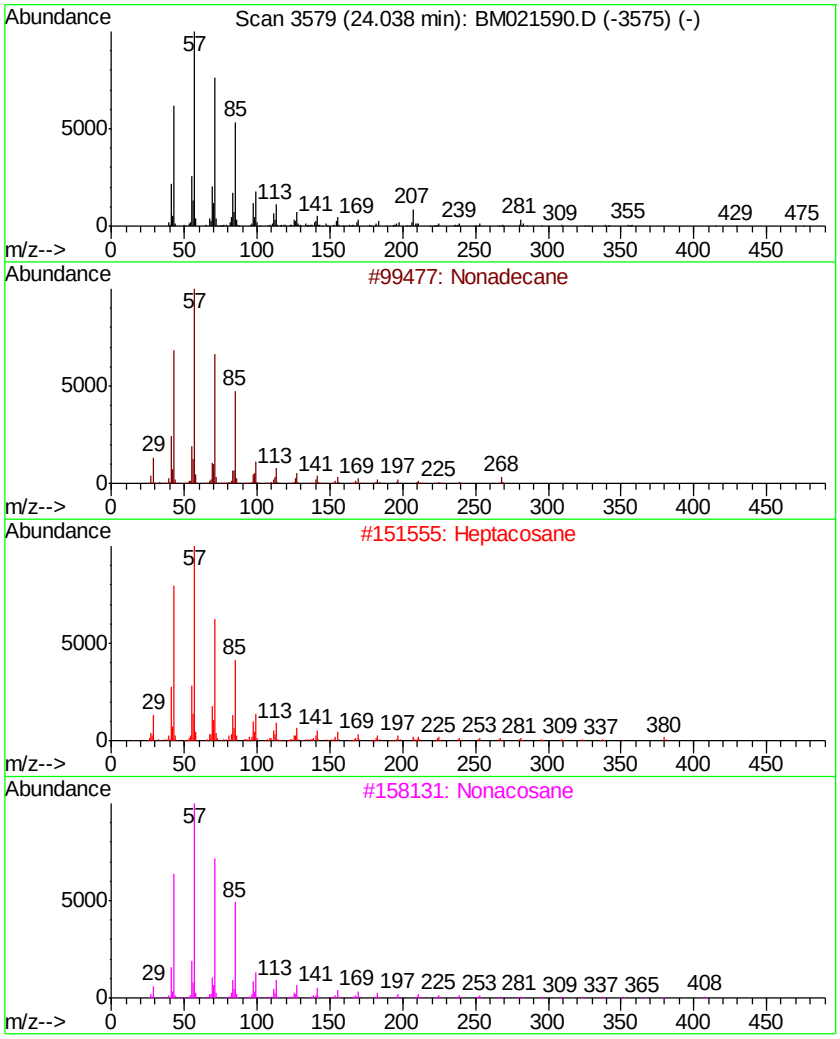

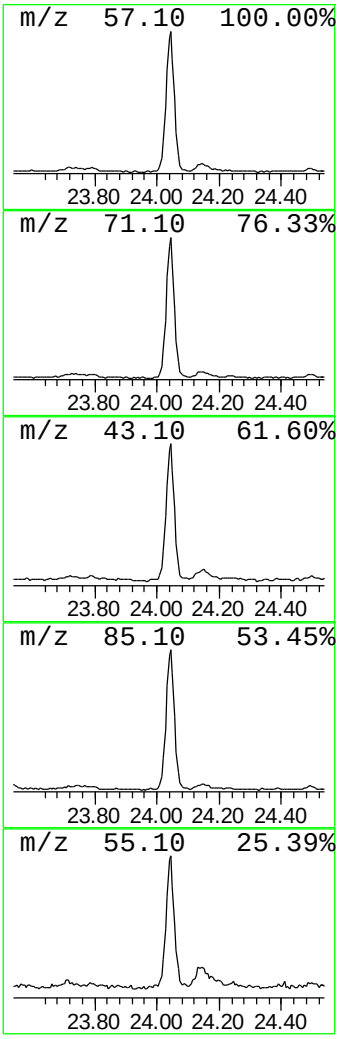

Data Path : Z:\SVOASRV\HPCHEM1\BNA M\DATA\BM072219\
Data File : BM021590.D
Acq On : 22 Jul 2019 19:44
Operator : HP/JU
Sample : K3823-19
Misc :
ALS Vial : 9 Sample Multiplier: 1

Instrument :
BNA_M
ClientSampleId :
A52J8

Quant Method : Z:\SVOASRV\HPCHEM1\BNA_M\METHODS\SOM-EPA-BM070819MA.M
Quant Title : SVOA CALIBRATION

TIC Library : C:\DATABASE\NIST02.L
TIC Integration Parameters: LSCINT.P

****
Peak Number 9 (DEL) Alkane: Straight-Chai... Concentration Rank 7

R.T.	EstConc	Area	Relative to ISTD	R.T.
24.79	3.00 ng/ul	595897	Perylene-d12	23.54

Hit# of 5	Tentative ID	MW	MolForm	CAS#	Qual
1	Octadecane	254	C18H38	000593-45-3	95
2	Octadecane	254	C18H38	000593-45-3	91
3	Heptadecane, 2,6,10,15-tetramethyl-	296	C21H44	054833-48-6	91
4	Heneicosane, 11-decyl-	437	C31H64	055320-06-4	87
5	Tetracosane, 11-decyl-	479	C34H70	055429-84-0	87

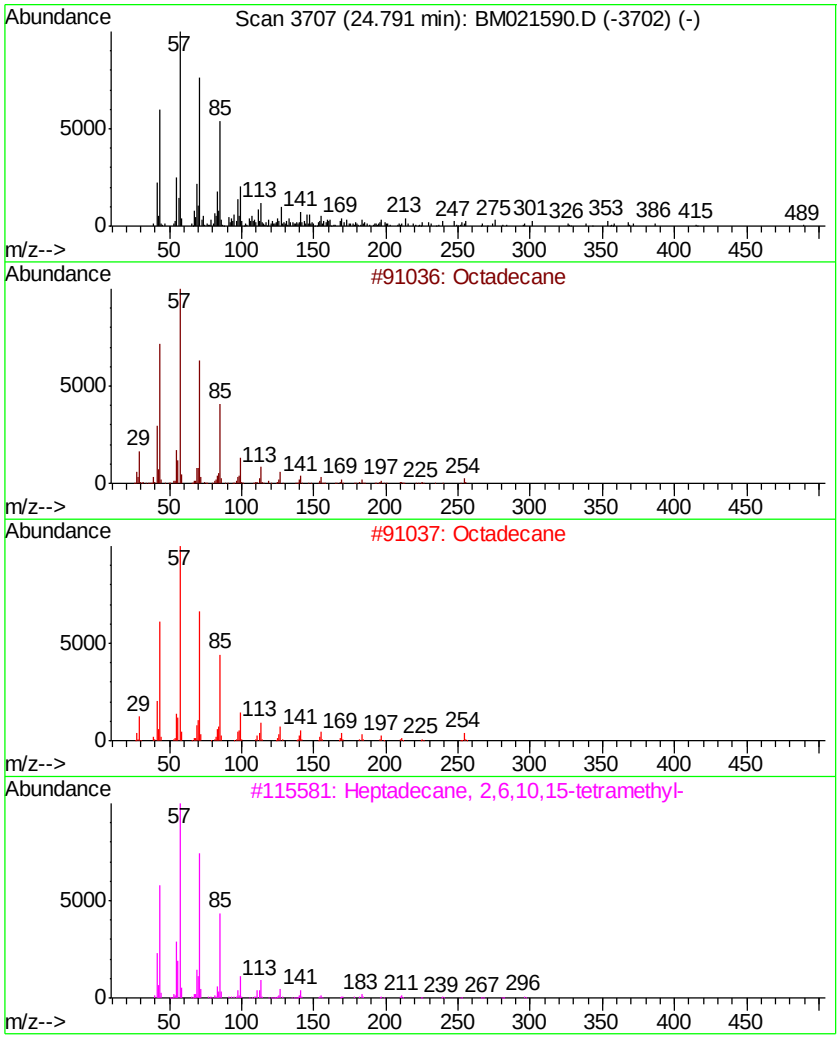

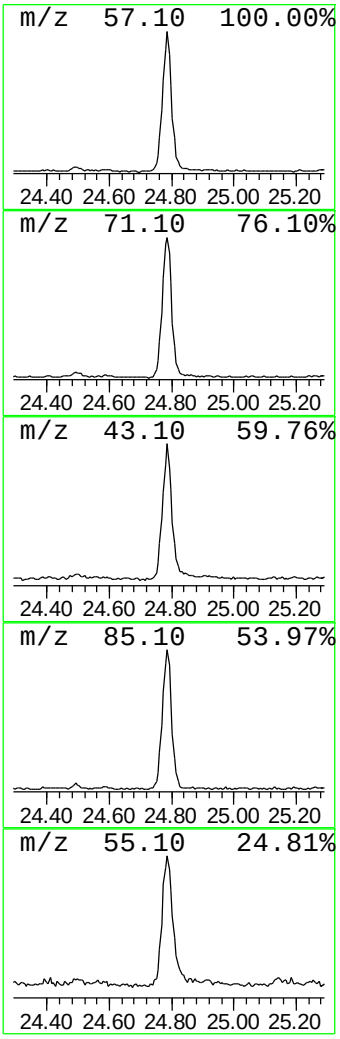

Tentatively Identified Compound (LSC) summary

Data Path : Z:\SVOASRV\HPCHEM1\BNA_M\DATA\BM072219\
Data File : BM021590.D
Acq On : 22 Jul 2019 19:44
Operator : HP/JU
Sample : K3823-19
Misc :
ALS Vial : 9 Sample Multiplier: 1

Instrument :
BNA_M
ClientSampleId :
A52J8

Quant Method : Z:\SVOASRV\HPCHEM1\BNA_M\METHODS\SOM-EPA-BM070819MA.M
Quant Title : SVOA CALIBRATION

TIC Library : C:\DATABASE\NIST02.L
TIC Integration Parameters: LSCINT.P

TIC Top Hit name	RT	EstConc	Units	Response	Internal Standard #	RT	Resp	Conc
2,5-Cyclohexadien...	11.34	7.2	ng/ul	456926	2	10.49	1277890	20.0
Diethyltoluamide	15.12	227.6	ng/ul	23394700	3	14.35	2055520	20.0
n-Hexadecanoic acid	18.00	3.3	ng/ul	442794	4	17.10	2699000	20.0
2,4,6-Triisopropy...	19.88	23.6	ng/ul	4396130	5	21.29	3727170	20.0
(DEL) Alkane: Cyc...	21.00	2.3	ng/ul	423231	5	21.29	3727170	20.0
Decanedioic acid,...	22.34	9.5	ng/ul	1766650	5	21.29	3727170	20.0
(DEL) Alkane: Str...	22.83	2.4	ng/ul	468008	6	23.54	3967530	20.0
(DEL) Alkane: Str...	24.04	3.2	ng/ul	630195	6	23.54	3967530	20.0
(DEL) Alkane: Str...	24.79	3.0	ng/ul	595897	6	23.54	3967530	20.0