LSC Area Percent Report

Data Path : Z:\SVOASRV\HPCHEM1\BNA M\DATA\BM080218\
Data File : BM016163.D
Acq On : 02 Aug 2018 20:13
Operator : SJ/JU
Sample : J4171-18
Misc :
ALS Vial : 5 Sample Multiplier: 1

Instrument :
BNA_M
ClientSampleId :
JJ1L1

Integration Parameters: LSCINT.P
Integrator: RTE
Smoothing : OFF Filtering: 5
Sampling : 1 Min Area: 1 % of largest Peak
Start Thrs: 0.2 Max Peaks: 100
Stop Thrs : 0 Peak Location: TOP

If leading or trailing edge < 100 prefer < Baseline drop else tangent >
Peak separation: 5

Method : Z:\SVOASRV\HPCHEM1\BNA_M\METHODS\SOM-EPA-BM071318MA.M
Title : SVOA CALIBRATION

Signal : TIC

peak #	R.T. min	first scan	max scan	last scan	PK TY	peak height	corr. area	corr. % max.	% of total
1	3.452	24	28	35	rVB	11439	16123	1.68%	0.117%
2	4.016	120	124	131	rVB3	10548	17536	1.83%	0.127%
3	4.128	137	143	148	rBV	13368	20213	2.11%	0.146%
4	7.351	685	691	707	rBV2	231583	567400	59.12%	4.110%
5	7.516	713	719	729	rBV	156321	248451	25.89%	1.800%
6	7.716	747	753	767	rBB	247700	410791	42.80%	2.975%
7	8.187	827	833	839	rBV	261184	424532	44.23%	3.075%
8	8.239	839	842	852	rVB3	10518	17455	1.82%	0.126%
9	8.910	950	956	968	rBV	221120	395352	41.19%	2.864%
10	9.375	1029	1035	1048	rBV	210225	369496	38.50%	2.676%
11	10.098	1152	1158	1169	rBV	195999	334964	34.90%	2.426%
12	10.633	1244	1249	1268	rBV	243620	461380	48.07%	3.342%
13	11.010	1306	1313	1324	rBV	328729	558309	58.17%	4.044%
14	11.157	1333	1338	1350	rBV	126295	245716	25.60%	1.780%
15	13.410	1716	1721	1725	rBV2	7581	11060	1.15%	0.080%
16	14.221	1852	1859	1863	rBV	438068	595797	62.08%	4.316%
17	14.269	1863	1867	1873	rVB	165151	228616	23.82%	1.656%
18	14.516	1903	1909	1918	rBV	466342	678823	70.73%	4.917%
19	14.816	1953	1960	1968	rVB2	403674	646967	67.41%	4.686%
20	15.045	1994	1999	2009	rBV	91912	211831	22.07%	1.534%
21	15.574	2083	2089	2093	rBV2	10672	17048	1.78%	0.123%
22	15.615	2093	2096	2100	rVB3	9997	11516	1.20%	0.083%
23	15.804	2122	2128	2134	rBV	599525	831658	86.66%	6.024%
24	15.945	2147	2152	2161	rBV	143080	227356	23.69%	1.647%
25	16.474	2238	2242	2243	rBV4	12267	14545	1.52%	0.105%
26	17.551	2419	2425	2430	rBV	493462	699606	72.90%	5.067%
27	17.645	2436	2441	2453	rBV	555610	841169	87.65%	6.093%
28	18.339	2556	2559	2564	rBV3	46935	67363	7.02%	0.488%
29	18.398	2565	2569	2579	rVV	427712	589684	61.44%	4.271%
30	18.474	2580	2582	2588	rVB	41780	56230	5.86%	0.407%
31	19.515	2756	2759	2760	rBV2	42669	45116	4.70%	0.327%
32	19.651	2779	2782	2791	rBV	271816	403643	42.06%	2.924%
33	19.909	2822	2826	2838	rVB	663557	959725	100.00%	6.952%
34	21.668	3121	3125	3136	rVB2	566340	850951	88.67%	6.164%

LSC Area Percent Report

Data Path : Z:\SVOASRV\HPCHEM1\BNA M\DATA\BM080218\
Data File : BM016163.D
Acq On : 02 Aug 2018 20:13
Operator : SJ/JU
Sample : J4171-18
Misc :
ALS Vial : 5 Sample Multiplier: 1

Instrument :
BNA_M
ClientSampleId :
JJ1L1

Integration Parameters: LSCINT.P
Integrator: RTE
Smoothing : OFF Filtering: 5
Sampling : 1 Min Area: 1 % of largest Peak
Start Thrs: 0.2 Max Peaks: 100
Stop Thrs : 0 Peak Location: TOP

If leading or trailing edge < 100 prefer < Baseline drop else tangent >
Peak separation: 5

Method : Z:\SVOASRV\HPCHEM1\BNA_M\METHODS\SOM-EPA-BM071318MA.M
Title : SVOA CALIBRATION

35	22.839	3321	3324	3328	rVB2	130658	160747	16.75%	1.164%
36	23.880	3496	3501	3506	rVB	498384	831241	86.61%	6.021%
37	24.027	3521	3526	3535	rVB2	378191	737400	76.83%	5.341%

Sum of corrected areas: 13805810

LSC Report - Integrated Chromatogram

Data Path : Z:\SVOASRV\HPCHEM1\BNA M\DATA\BM080218\
Data File : BM016163.D
Acq On : 02 Aug 2018 20:13
Operator : SJ/JU
Sample : J4171-18
Misc :
ALS Vial : 5 Sample Multiplier: 1

Instrument :
BNA_M
ClientSampleId :
JJ1L1

Quant Method : Z:\SVOASRV\HPCHEM1\BNA_M\METHODS\SOM-EPA-BM071318MA.M
Quant Title : SVOA CALIBRATION

TIC Library : C:\Database\NIST11.L
TIC Integration Parameters: LSCINT.P

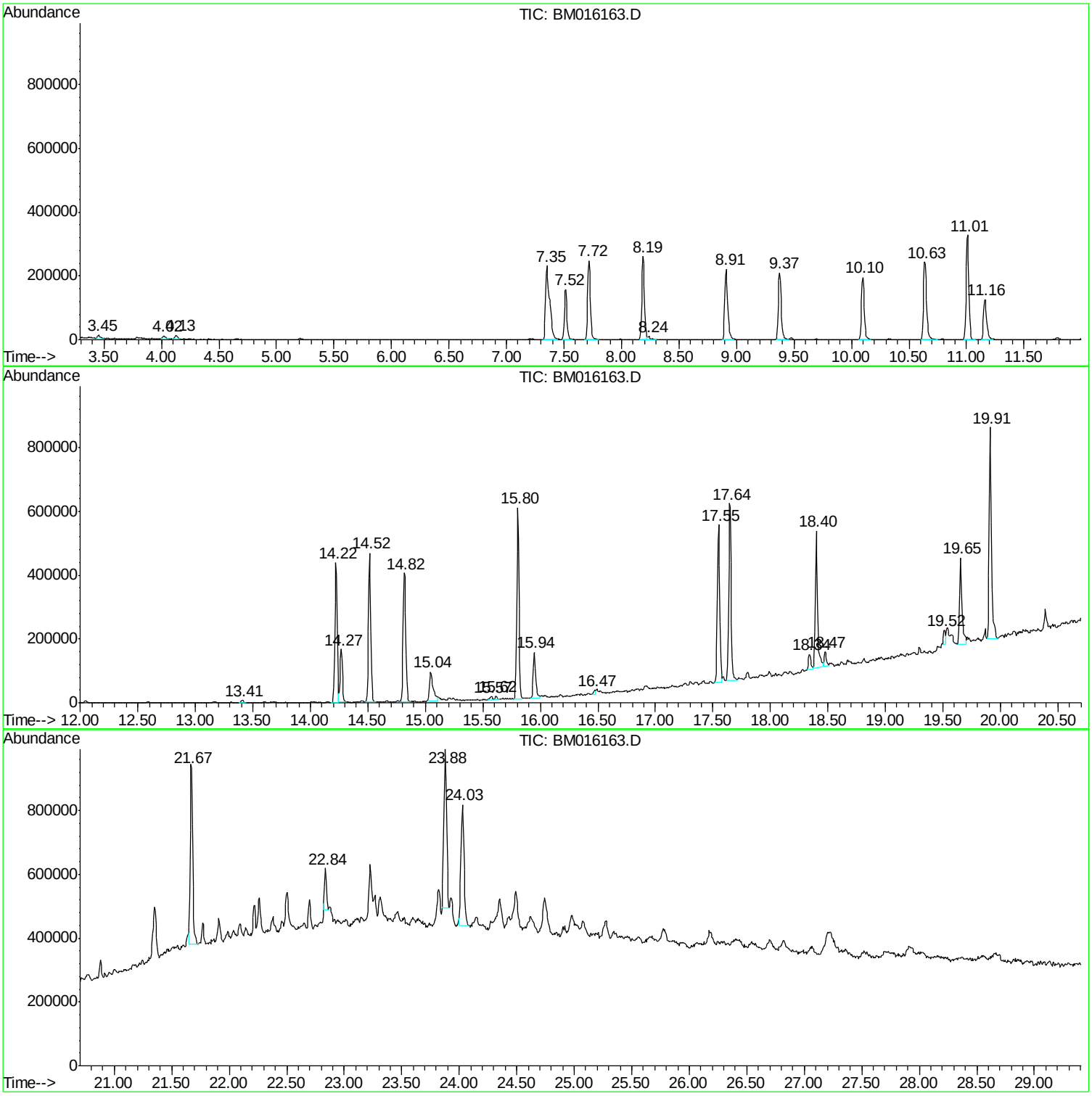

Library Search Compound Report

Data Path : Z:\SVOASRV\HPCHEM1\BNA M\DATA\BM080218\
Data File : BM016163.D
Acq On : 02 Aug 2018 20:13
Operator : SJ/JU
Sample : J4171-18
Misc :
ALS Vial : 5 Sample Multiplier: 1

Instrument :
BNA_M
ClientSampleId :
JJ1L1

Quant Method : Z:\SVOASRV\HPCHEM1\BNA_M\METHODS\SOM-EPA-BM071318MA.M
Quant Title : SVOA CALIBRATION

TIC Library : C:\Database\NIST11.L
TIC Integration Parameters: LSCINT.P

****

Peak Number 1 n-Hexadecanoic acid Concentration Rank 1

R.T.	EstConc	Area	Relative to ISTD	R.T.
18.40	16.86 ng/ul	589684	Phenanthrene-d10	17.55

Hit# of 5	Tentative ID	MW	MolForm	CAS#	Qual
1	n-Hexadecanoic acid	256	C16H32O2	000057-10-3	99
2	Tetradecanoic acid	228	C14H28O2	000544-63-8	95
3	n-Hexadecanoic acid	256	C16H32O2	000057-10-3	94
4	Tridecanoic acid	214	C13H26O2	000638-53-9	91
5	Pentadecanoic acid	242	C15H30O2	001002-84-2	87

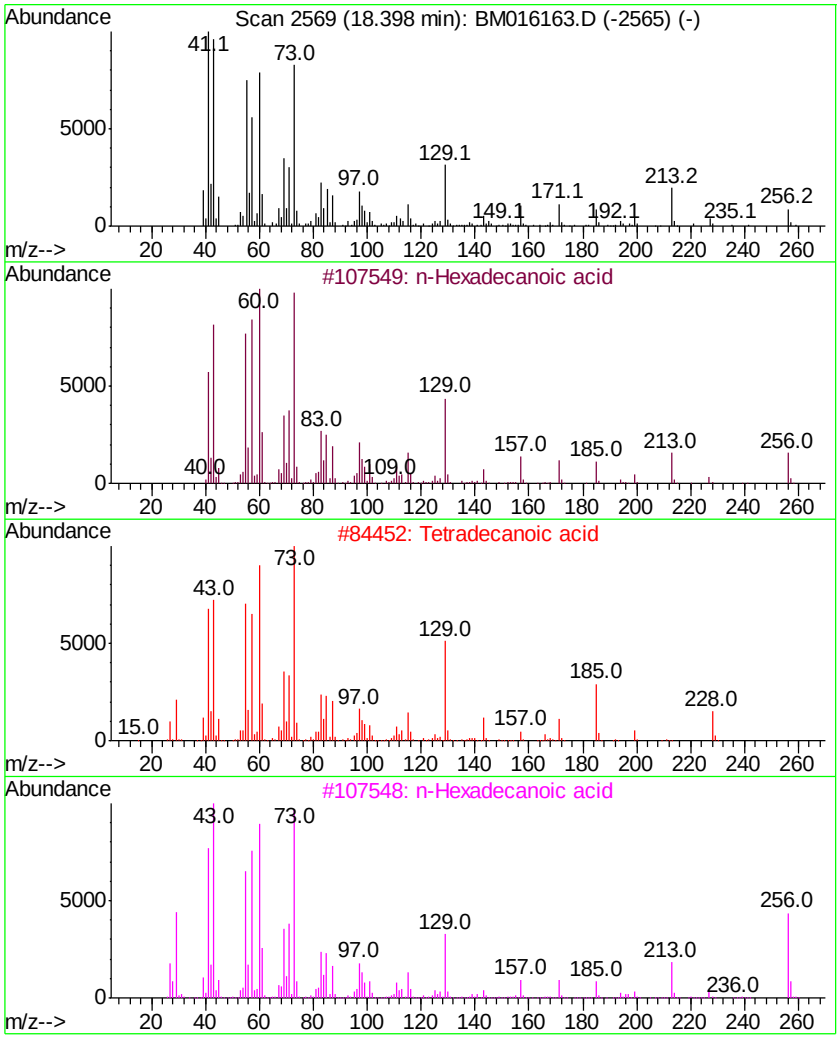

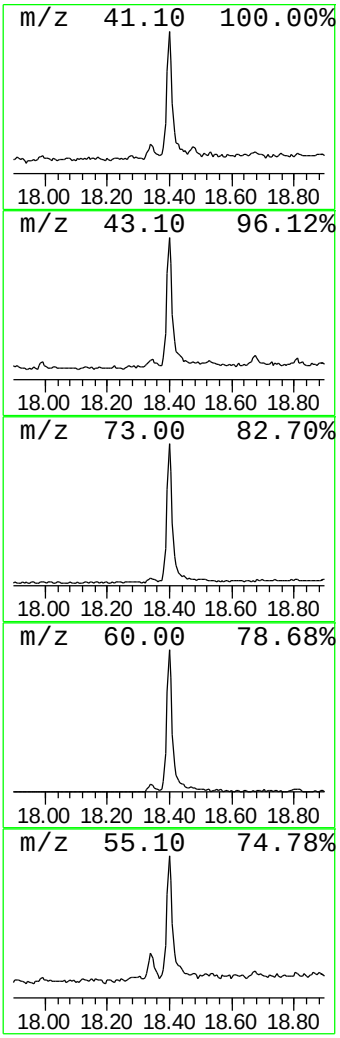

Library Search Compound Report

Data Path : Z:\SVOASRV\HPCHEM1\BNA M\DATA\BM080218\
Data File : BM016163.D
Acq On : 02 Aug 2018 20:13
Operator : SJ/JU
Sample : J4171-18
Misc :
ALS Vial : 5 Sample Multiplier: 1

Instrument :
BNA_M
ClientSampleId :
JJ1L1

Quant Method : Z:\SVOASRV\HPCHEM1\BNA_M\METHODS\SOM-EPA-BM071318MA.M
Quant Title : SVOA CALIBRATION

TIC Library : C:\Database\NIST11.L
TIC Integration Parameters: LSCINT.P

****

Peak Number 2 Octadecanoic acid Concentration Rank 2

R.T.	EstConc	Area	Relative to ISTD	R.T.
19.65	9.49 ng/ul	403643	Chrysene-d12	21.67

Hit# of 5	Tentative ID	MW	MolForm	CAS#	Qual
1	Octadecanoic acid	284	C18H36O2	000057-11-4	99
2	Octadecanoic acid	284	C18H36O2	000057-11-4	99
3	Octadecanoic acid	284	C18H36O2	000057-11-4	98
4	Octadecanoic acid	284	C18H36O2	000057-11-4	97
5	n-Hexadecanoic acid	256	C16H32O2	000057-10-3	93

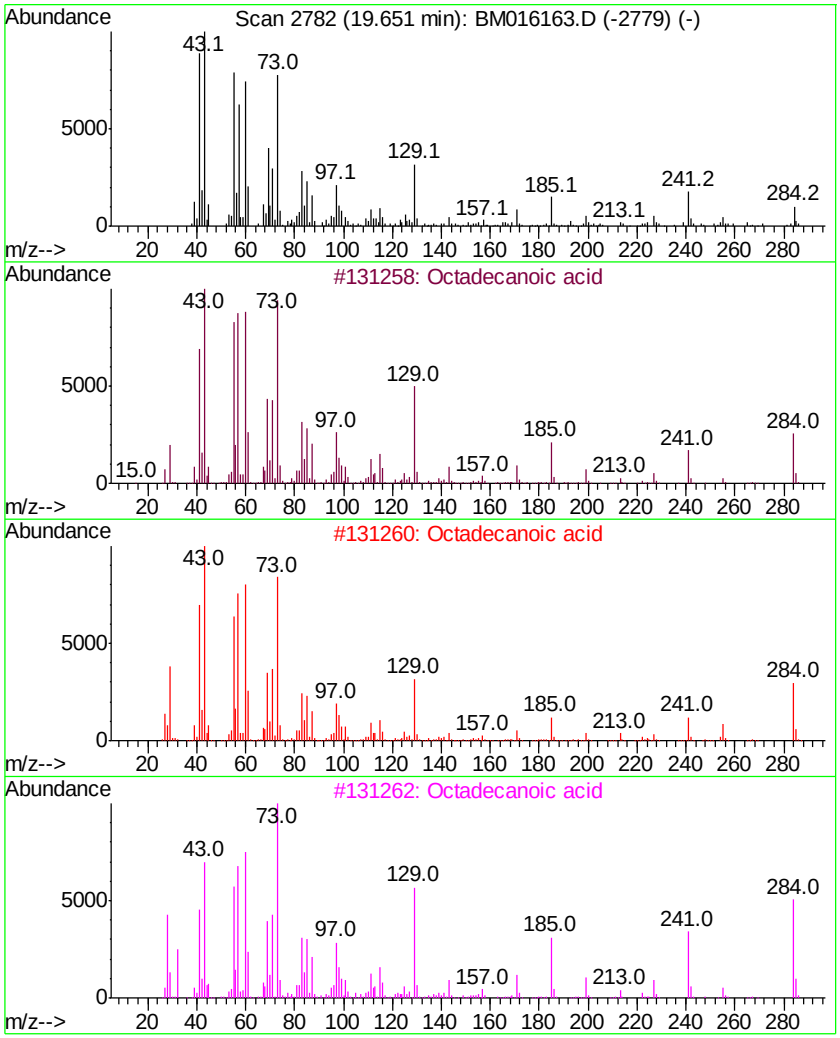

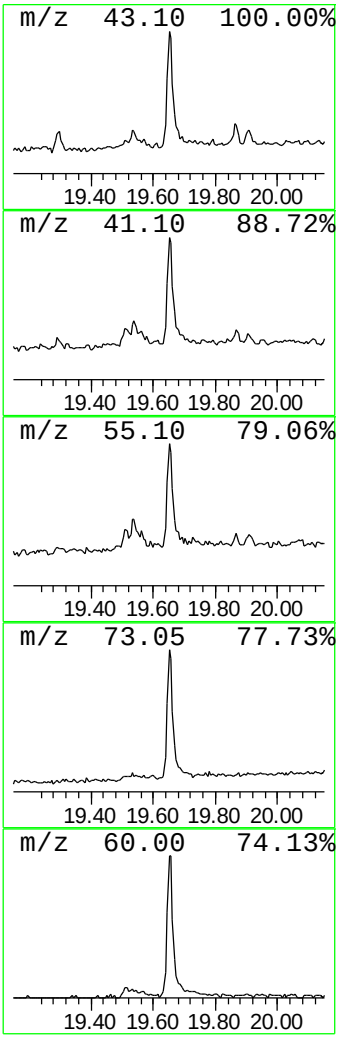

Library Search Compound Report

Data Path : Z:\SVOASRV\HPCHEM1\BNA M\DATA\BM080218\
Data File : BM016163.D
Acq On : 02 Aug 2018 20:13
Operator : SJ/JU
Sample : J4171-18
Misc :
ALS Vial : 5 Sample Multiplier: 1

Instrument :
BNA_M
ClientSampleId :
JJ1L1

Quant Method : Z:\SVOASRV\HPCHEM1\BNA_M\METHODS\SOM-EPA-BM071318MA.M
Quant Title : SVOA CALIBRATION

TIC Library : C:\Database\NIST11.L
TIC Integration Parameters: LSCINT.P

****
Peak Number 3 2-Chloro-11H-pyrido[3',2'-4... Concentration Rank 3

R.T.	EstConc	Area	Relative to ISTD	R.T.
22.84	3.78 ng/ul	160747	Chrysene-d12	21.67

Hit# of 5	Tentative ID	MW	MolForm	CAS#	Qual
1	2-Chloro-11H-pyrido[3',2'-4,5]py...	253	C14H8ClN3	1000212-59-3	64
2	Isophthalic acid, di(2-ethylphen...	374	C24H22O4	1000356-76-7	59
3	Succinic acid, 2-methylphenyl 2-...	360	C23H20O4	1000357-54-3	59
4	Alpha-(1-(2-naphthylimino)ethyl)...	253	C16H15NO2	1000240-01-3	56
5	Phthalic acid, di(3,4-dimethylph...	374	C24H22O4	1000309-82-6	45

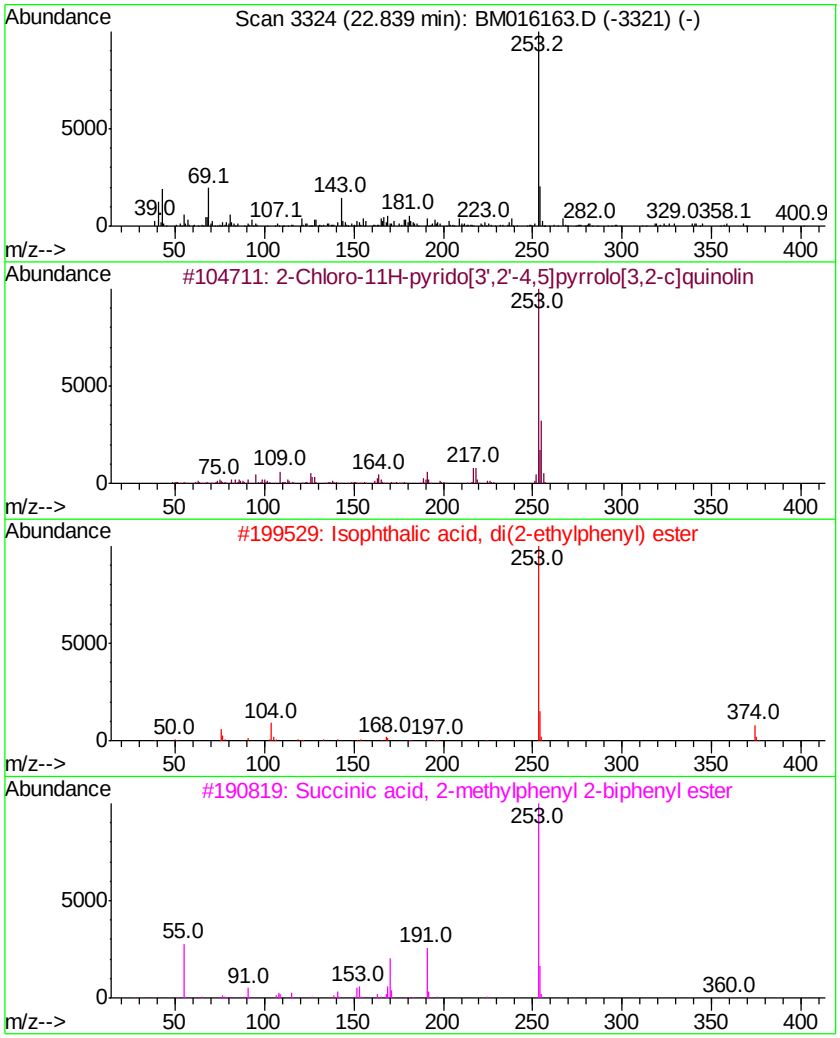

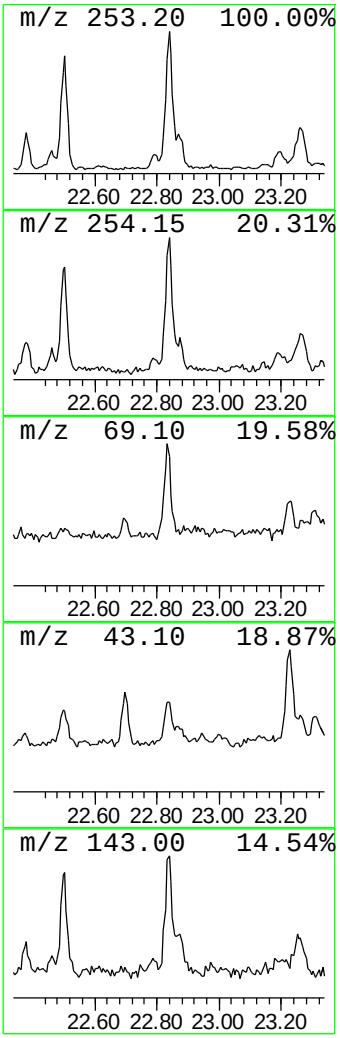

Tentatively Identified Compound (LSC) summary

Data Path : Z:\SVOASRV\HPCHEM1\BNA_M\DATA\BM080218\
Data File : BM016163.D
Acq On : 02 Aug 2018 20:13
Operator : SJ/JU
Sample : J4171-18
Misc :
ALS Vial : 5 Sample Multiplier: 1

Instrument :
BNA_M
ClientSampleId :
JJ1L1

Quant Method : Z:\SVOASRV\HPCHEM1\BNA_M\METHODS\SOM-EPA-BM071318MA.M
Quant Title : SVOA CALIBRATION

TIC Library : C:\Database\NIST11.L
TIC Integration Parameters: LSCINT.P

TIC Top Hit name	RT	EstConc	Units	Response	Internal Standard #	RT	Resp	Conc
n-Hexadecanoic acid	18.40	16.9	ng/ul	589684	4	17.55	699606	20.0
Octadecanoic acid	19.65	9.5	ng/ul	403643	5	21.67	850951	20.0
2-Chloro-11H-pyri...	22.84	3.8	ng/ul	160747	5	21.67	850951	20.0