LSC Area Percent Report

Data Path : Z:\SVOASRV\HPCHEM1\BNA M\DATA\BM080218\
Data File : BM016165.D
Acq On : 02 Aug 2018 21:27
Operator : SJ/JU
Sample : J4171-16
Misc :
ALS Vial : 7 Sample Multiplier: 1

Instrument :
BNA_M
ClientSampleId :
JJ1K7

Integration Parameters: LSCINT.P
Integrator: RTE
Smoothing : OFF Filtering: 5
Sampling : 1 Min Area: 1 % of largest Peak
Start Thrs: 0.2 Max Peaks: 100
Stop Thrs : 0 Peak Location: TOP

If leading or trailing edge < 100 prefer < Baseline drop else tangent >
Peak separation: 5

Method : Z:\SVOASRV\HPCHEM1\BNA_M\METHODS\SOM-EPA-BM071318MA.M
Title : SVOA CALIBRATION

Signal : TIC

peak #	R.T. min	first scan	max scan	last scan	PK TY	peak height	corr. area	corr. % max.	% of total
1	3.452	25	28	35	rVB	12479	18141	1.71%	0.141%
2	4.022	120	125	130	rBV2	10037	14818	1.40%	0.115%
3	4.134	136	144	151	rVB2	12976	23218	2.19%	0.181%
4	7.351	685	691	707	rBV	209373	378884	35.80%	2.953%
5	7.516	713	719	729	rBV	164081	267339	25.26%	2.084%
6	7.716	747	753	767	rBV	248862	421654	39.84%	3.287%
7	8.187	828	833	841	rBV	287966	466839	44.11%	3.639%
8	8.910	950	956	974	rBV	228359	408432	38.59%	3.184%
9	9.375	1029	1035	1049	rBV	218386	380302	35.93%	2.964%
10	10.098	1152	1158	1171	rBB	198705	347192	32.81%	2.706%
11	10.634	1244	1249	1268	rBV	248857	465025	43.94%	3.625%
12	11.010	1306	1313	1324	rBV	349582	597707	56.48%	4.659%
13	11.157	1332	1338	1357	rBV	206471	380271	35.93%	2.964%
14	14.222	1854	1859	1864	rBV	451829	597022	56.41%	4.653%
15	14.269	1864	1867	1873	rVB	47066	62564	5.91%	0.488%
16	14.516	1903	1909	1920	rBV	476206	697462	65.90%	5.436%
17	14.816	1954	1960	1969	rBB2	433920	670037	63.31%	5.223%
18	15.051	1995	2000	2016	rBV2	62796	155346	14.68%	1.211%
19	15.245	2029	2033	2042	rVB2	9706	16184	1.53%	0.126%
20	15.804	2122	2128	2139	rBV	591351	816503	77.15%	6.364%
21	15.945	2147	2152	2163	rBV2	113708	170784	16.14%	1.331%
22	17.545	2419	2424	2429	rBV	482379	701413	66.28%	5.467%
23	17.592	2429	2432	2436	rVV	30005	39697	3.75%	0.309%
24	17.645	2436	2441	2454	rVB2	561721	811237	76.65%	6.323%
25	18.398	2563	2569	2576	rBV	143385	214058	20.23%	1.668%
26	18.468	2579	2581	2585	rVB3	7766	11518	1.09%	0.090%
27	18.615	2600	2606	2609	rVB5	6908	11745	1.11%	0.092%
28	19.515	2755	2759	2760	rBV4	10647	10669	1.01%	0.083%
29	19.545	2760	2764	2766	rVV4	12250	20175	1.91%	0.157%
30	19.580	2766	2770	2775	rVB	100639	125567	11.86%	0.979%
31	19.651	2778	2782	2792	rBV2	90591	140539	13.28%	1.095%
32	19.909	2821	2826	2838	rBV3	681442	1058334	100.00%	8.249%
33	21.668	3120	3125	3129	rBV	645938	834808	78.88%	6.507%
34	23.874	3495	3500	3506	rBV	425411	767725	72.54%	5.984%

LSC Area Percent Report

Data Path : Z:\SVOASRV\HPCHEM1\BNA M\DATA\BM080218\
Data File : BM016165.D
Acq On : 02 Aug 2018 21:27
Operator : SJ/JU
Sample : J4171-16
Misc :
ALS Vial : 7 Sample Multiplier: 1

Instrument :
BNA_M
ClientSampleId :
JJ1K7

Integration Parameters: LSCINT.P
Integrator: RTE
Smoothing : OFF Filtering: 5
Sampling : 1 Min Area: 1 % of largest Peak
Start Thrs: 0.2 Max Peaks: 100
Stop Thrs : 0 Peak Location: TOP

If leading or trailing edge < 100 prefer < Baseline drop else tangent >
Peak separation: 5

Method : Z:\SVOASRV\HPCHEM1\BNA_M\METHODS\SOM-EPA-BM071318MA.M
Title : SVOA CALIBRATION

35	24.027	3520	3526	3533	rBV	395929	726375	68.63%	5.662%

Sum of corrected areas: 12829584

LSC Report - Integrated Chromatogram

Data Path : Z:\SVOASRV\HPCHEM1\BNA M\DATA\BM080218\
Data File : BM016165.D
Acq On : 02 Aug 2018 21:27
Operator : SJ/JU
Sample : J4171-16
Misc :
ALS Vial : 7 Sample Multiplier: 1

Instrument :
BNA_M
ClientSampleId :
JJ1K7

Quant Method : Z:\SVOASRV\HPCHEM1\BNA_M\METHODS\SOM-EPA-BM071318MA.M
Quant Title : SVOA CALIBRATION

TIC Library : C:\Database\NIST11.L
TIC Integration Parameters: LSCINT.P

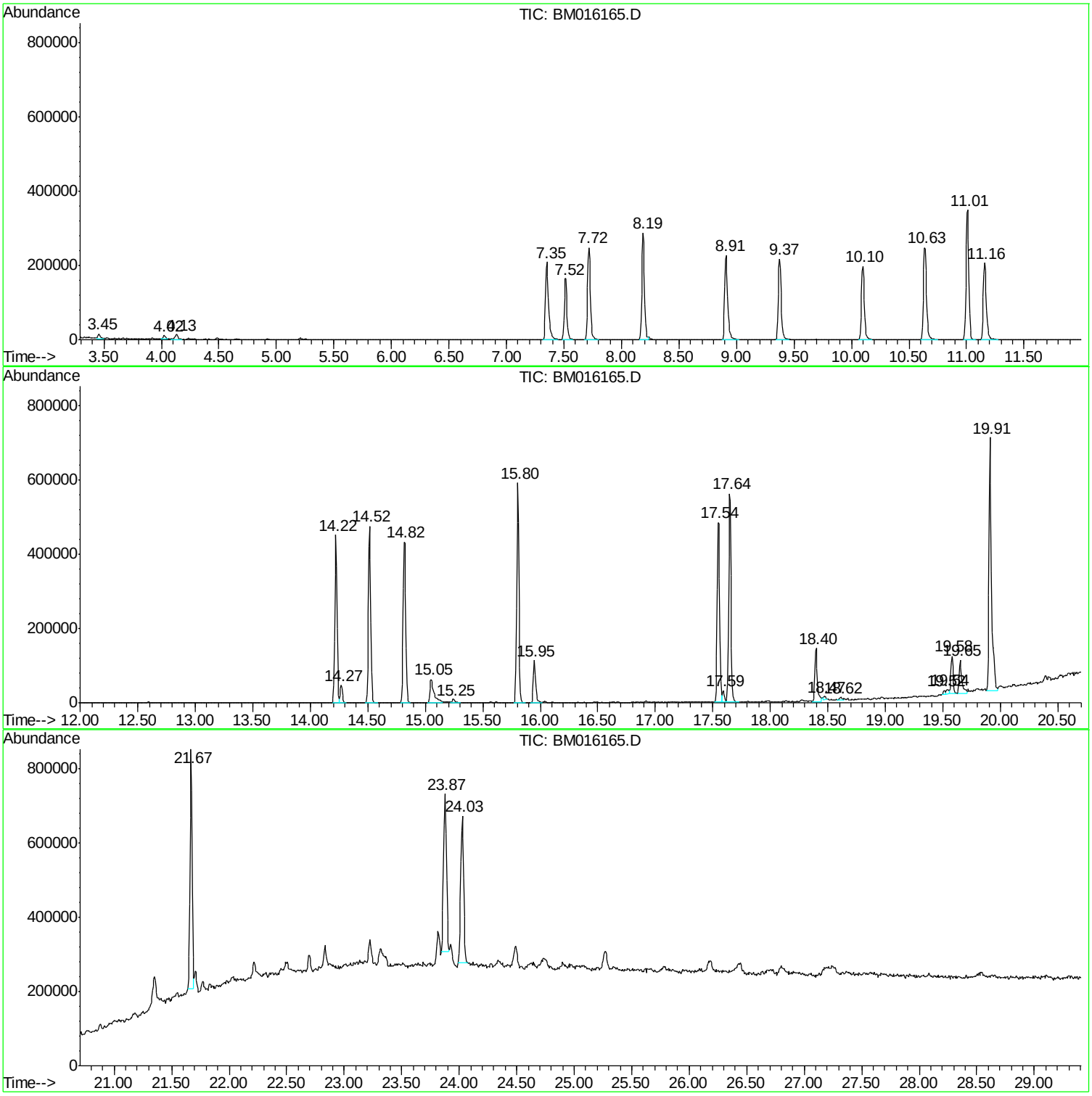

Library Search Compound Report

Data Path : Z:\SVOASRV\HPCHEM1\BNA M\DATA\BM080218\
Data File : BM016165.D
Acq On : 02 Aug 2018 21:27
Operator : SJ/JU
Sample : J4171-16
Misc :
ALS Vial : 7 Sample Multiplier: 1

Instrument :
BNA_M
ClientSampleId :
JJ1K7

Quant Method : Z:\SVOASRV\HPCHEM1\BNA_M\METHODS\SOM-EPA-BM071318MA.M
Quant Title : SVOA CALIBRATION

TIC Library : C:\Database\NIST11.L
TIC Integration Parameters: LSCINT.P

****

Peak Number 1 n-Hexadecanoic acid Concentration Rank 1

R.T.	EstConc	Area	Relative to ISTD	R.T.
18.40	6.10 ng/ul	214058	Phenanthrene-d10	17.54

Hit# of 5	Tentative ID	MW	MolForm	CAS#	Qual
1	n-Hexadecanoic acid	256	C16H32O2	000057-10-3	98
2	Tridecanoic acid	214	C13H26O2	000638-53-9	89
3	Pentadecanoic acid	242	C15H30O2	001002-84-2	72
4	n-Hexadecanoic acid	256	C16H32O2	000057-10-3	70
5	n-Hexadecanoic acid	256	C16H32O2	000057-10-3	70

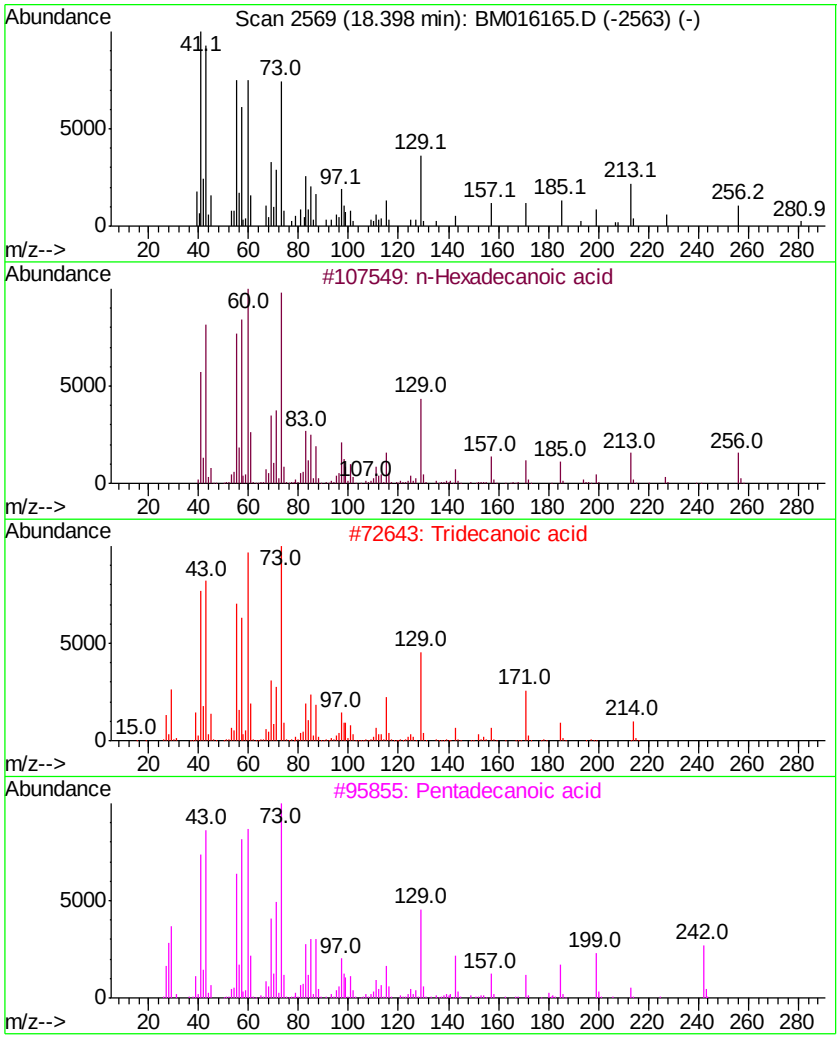

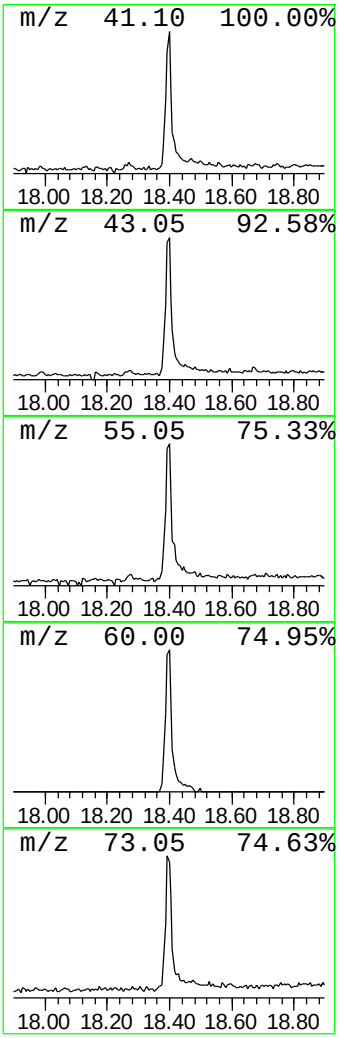

Library Search Compound Report

Data Path : Z:\SVOASRV\HPCHEM1\BNA M\DATA\BM080218\
Data File : BM016165.D
Acq On : 02 Aug 2018 21:27
Operator : SJ/JU
Sample : J4171-16
Misc :
ALS Vial : 7 Sample Multiplier: 1

Instrument :
BNA_M
ClientSampleId :
JJ1K7

Quant Method : Z:\SVOASRV\HPCHEM1\BNA_M\METHODS\SOM-EPA-BM071318MA.M
Quant Title : SVOA CALIBRATION

TIC Library : C:\Database\NIST11.L
TIC Integration Parameters: LSCINT.P

****

Peak Number 2 Octadecanoic acid Concentration Rank 2

R.T.	EstConc	Area	Relative to ISTD	R.T.
19.65	3.37 ng/ul	140539	Chrysene-d12	21.67

Hit# of 5	Tentative ID	MW	MolForm	CAS#	Qual
1	Octadecanoic acid	284	C18H36O2	000057-11-4	99
2	Octadecanoic acid	284	C18H36O2	000057-11-4	98
3	Octadecanoic acid	284	C18H36O2	000057-11-4	98
4	Octadecanoic acid	284	C18H36O2	000057-11-4	97
5	Octadecanoic acid	284	C18H36O2	000057-11-4	95

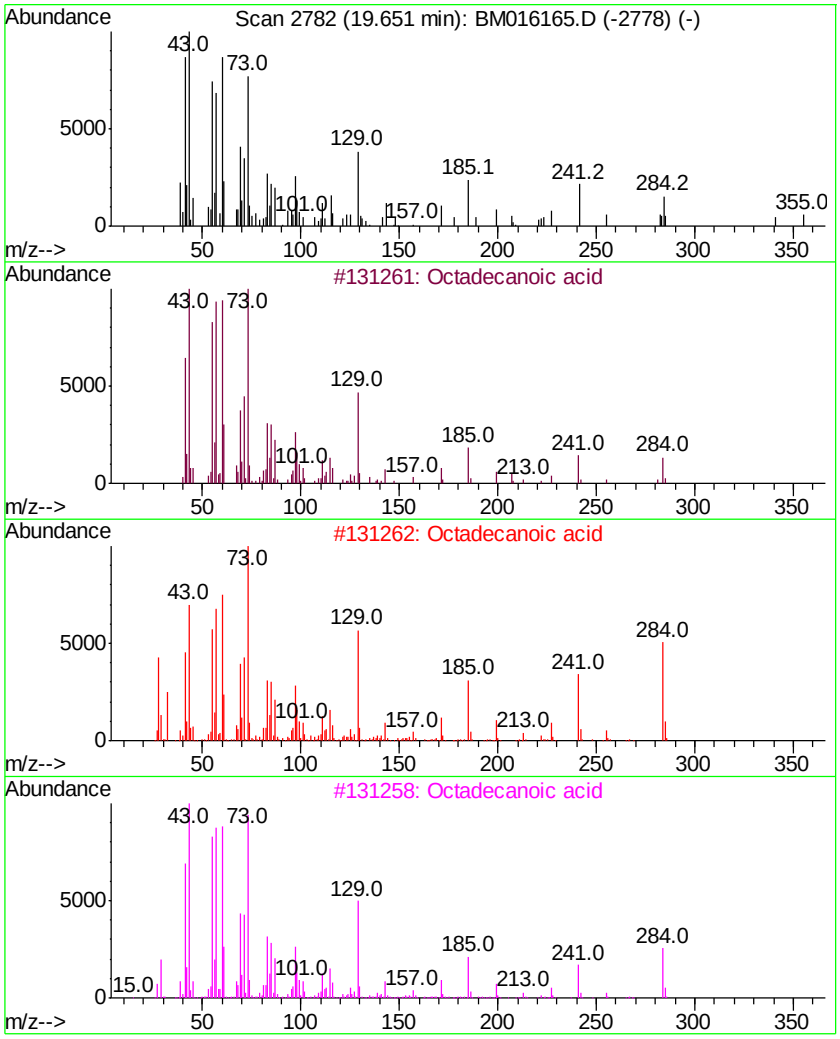

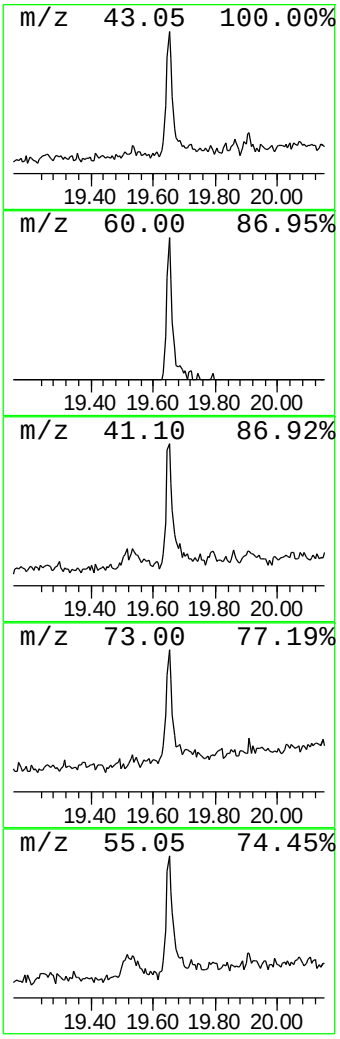

Tentatively Identified Compound (LSC) summary

Data Path : Z:\SVOASRV\HPCHEM1\BNA_M\DATA\BM080218\
Data File : BM016165.D
Acq On : 02 Aug 2018 21:27
Operator : SJ/JU
Sample : J4171-16
Misc :
ALS Vial : 7 Sample Multiplier: 1

Instrument :
BNA_M
ClientSampleId :
JJ1K7

Quant Method : Z:\SVOASRV\HPCHEM1\BNA_M\METHODS\SOM-EPA-BM071318MA.M
Quant Title : SVOA CALIBRATION

TIC Library : C:\Database\NIST11.L
TIC Integration Parameters: LSCINT.P

TIC Top Hit name	RT	EstConc	Units	Response	Internal Standard #	RT	Resp	Conc
n-Hexadecanoic acid	18.40	6.1	ng/ul	214058	4	17.54	701413	20.0
Octadecanoic acid	19.65	3.4	ng/ul	140539	5	21.67	834808	20.0