LSC Area Percent Report

Data Path : Z:\SVOASRV\HPCHEM1\BNA M\DATA\BM092118\
Data File : BM016850.D
Acq On : 22 Sep 2018 02:35
Operator : SJ/JU
Sample : J5013-04
Misc :
ALS Vial : 29 Sample Multiplier: 1

Instrument :
BNA_M
ClientSampleId :
C08T2

Integration Parameters: LSCINT.P
Integrator: RTE
Smoothing : OFF Filtering: 5
Sampling : 1 Min Area: 0.1 % of largest Peak
Start Thrs: 0.2 Max Peaks: 100
Stop Thrs : 0 Peak Location: TOP

If leading or trailing edge < 100 prefer < Baseline drop else tangent >
Peak separation: 5

Method : Z:\SVOASRV\HPCHEM1\BNA_M\METHODS\SOM-EPA-BM091018MA.M
Title : SVOA CALIBRATION

Signal : TIC

peak #	R.T. min	first scan	max scan	last scan	PK TY	peak height	corr. area	corr. % max.	% of total
1	3.016	3	5	23	rVB	2560409	2671278	30.48%	3.391%
2	3.263	44	47	54	rVB	98810	121311	1.38%	0.154%
3	4.328	225	228	234	rVB	32421	45347	0.52%	0.058%
4	4.404	239	241	247	rVB	19437	22761	0.26%	0.029%
5	4.887	319	323	330	rVB3	14884	26892	0.31%	0.034%
6	5.075	349	355	364	rVB	631238	906738	10.34%	1.151%
7	6.886	655	663	675	rVB2	368080	696264	7.94%	0.884%
8	7.057	686	692	706	rVB	1093773	1617525	18.45%	2.053%
9	7.251	718	725	735	rBV	1186250	1828145	20.86%	2.321%
10	7.604	778	785	790	rVB	38941	61760	0.70%	0.078%
11	7.716	797	804	808	rBV	1050621	1708979	19.50%	2.170%
12	7.751	808	810	823	rVB	322479	472726	5.39%	0.600%
13	8.063	855	863	870	rVB	309082	501074	5.72%	0.636%
14	8.322	901	907	914	rBV6	15054	26969	0.31%	0.034%
15	8.416	914	923	934	rVV	949383	1471989	16.79%	1.869%
16	8.533	938	943	948	rBV3	15553	23275	0.27%	0.030%
17	8.804	984	989	994	rBV	108778	178535	2.04%	0.227%
18	8.869	994	1000	1006	rVV	1257330	1990947	22.71%	2.528%
19	9.033	1024	1028	1034	rVB7	16596	27597	0.31%	0.035%
20	9.292	1066	1072	1077	rVB	32224	47865	0.55%	0.061%
21	9.586	1114	1122	1132	rBV	937414	1553497	17.72%	1.972%
22	10.116	1205	1212	1223	rBV	1581489	2501628	28.54%	3.176%
23	10.363	1247	1254	1257	rBV	99213	165469	1.89%	0.210%
24	10.404	1257	1261	1269	rVV	112046	198089	2.26%	0.251%
25	10.498	1269	1277	1284	rVV	1422901	2358633	26.91%	2.994%
26	10.563	1284	1288	1293	rVB4	17275	24192	0.28%	0.031%
27	10.874	1336	1341	1347	rBV2	24359	43333	0.49%	0.055%
28	11.039	1364	1369	1374	rVB3	7514	11841	0.14%	0.015%
29	11.098	1374	1379	1383	rBV3	7407	12995	0.15%	0.016%
30	11.286	1406	1411	1418	rBV4	6743	12229	0.14%	0.016%
31	11.669	1469	1476	1482	rBV3	8129	13380	0.15%	0.017%
32	11.780	1489	1495	1503	rVB2	138440	207014	2.36%	0.263%
33	12.086	1540	1547	1553	rVB2	34692	56325	0.64%	0.072%
34	12.639	1633	1641	1644	rBV6	10519	18092	0.21%	0.023%

LSC Area Percent Report

Data Path : Z:\SVOASRV\HPCHEM1\BNA M\DATA\BM092118\
Data File : BM016850.D
Acq On : 22 Sep 2018 02:35
Operator : SJ/JU
Sample : J5013-04
Misc :
ALS Vial : 29 Sample Multiplier: 1

Instrument :
BNA_M
ClientSampleId :
C08T2

Integration Parameters: LSCINT.P
Integrator: RTE
Smoothing : OFF Filtering: 5
Sampling : 1 Min Area: 0.1 % of largest Peak
Start Thrs: 0.2 Max Peaks: 100
Stop Thrs : 0 Peak Location: TOP

If leading or trailing edge < 100 prefer < Baseline drop else tangent >
Peak separation: 5

Method : Z:\SVOASRV\HPCHEM1\BNA_M\METHODS\SOM-EPA-BM091018MA.M
Title : SVOA CALIBRATION

35	13.204	1732	1737	1741	rVB3	5974	9476	0.11%	0.012%
36	13.274	1743	1749	1762	rBV	262061	407518	4.65%	0.517%
37	13.768	1827	1833	1845	rVB	2830977	3859480	44.03%	4.900%
38	14.045	1872	1880	1890	rBV	3256356	4761895	54.33%	6.045%
39	14.215	1905	1909	1914	rVB3	6445	9525	0.11%	0.012%
40	14.357	1926	1933	1942	rBV2	1965830	3033590	34.61%	3.851%
41	14.445	1942	1948	1953	rBV2	27160	36237	0.41%	0.046%
42	14.551	1960	1966	1975	rBV	279609	406125	4.63%	0.516%
43	14.780	2000	2005	2013	rBV3	11739	17947	0.20%	0.023%
44	15.039	2043	2049	2055	rBV	35024	53690	0.61%	0.068%
45	15.162	2066	2070	2076	rBV5	4890	10733	0.12%	0.014%
46	15.351	2095	2102	2111	rBV	4328386	6182630	70.54%	7.849%
47	15.468	2116	2122	2134	rVV	1101964	1469290	16.76%	1.865%
48	15.592	2138	2143	2149	rVB	48250	65734	0.75%	0.083%
49	15.721	2160	2165	2171	rVB2	23605	31205	0.36%	0.040%
50	16.892	2359	2364	2368	rVB3	10458	15323	0.17%	0.019%
51	17.103	2393	2400	2407	rBV	2550914	3486309	39.78%	4.426%
52	17.203	2410	2417	2434	rBV	4814364	6708100	76.53%	8.516%
53	17.398	2447	2450	2454	rVB	9520	10590	0.12%	0.013%
54	17.780	2510	2515	2521	rBV	403050	501461	5.72%	0.637%
55	18.009	2549	2554	2563	rBV2	46820	64851	0.74%	0.082%
56	18.086	2563	2567	2574	rVB3	8167	15423	0.18%	0.020%
57	19.062	2729	2733	2735	rBV4	5840	10663	0.12%	0.014%
58	19.133	2741	2745	2750	rBV	53835	81762	0.93%	0.104%
59	19.292	2768	2772	2779	rBV3	46321	63096	0.72%	0.080%
60	19.386	2784	2788	2793	rVV2	42212	52051	0.59%	0.066%
61	19.497	2801	2807	2814	rBV	5822496	7939211	90.58%	10.079%
62	21.291	3107	3112	3120	rBV	3476697	4439926	50.65%	5.637%
63	23.385	3461	3468	3475	rBV	4769040	8765033	100.00%	11.127%
64	23.527	3485	3492	3503	rBV	2573234	4636329	52.90%	5.886%

Sum of corrected areas: 78769897

LSC Report - Integrated Chromatogram

Data Path : Z:\SVOASRV\HPCHEM1\BNA M\DATA\BM092118\
Data File : BM016850.D
Acq On : 22 Sep 2018 02:35
Operator : SJ/JU
Sample : J5013-04
Misc :
ALS Vial : 29 Sample Multiplier: 1

Instrument :
BNA_M
ClientSampleId :
C08T2

Quant Method : Z:\SVOASRV\HPCHEM1\BNA_M\METHODS\SOM-EPA-BM091018MA.M
Quant Title : SVOA CALIBRATION

TIC Library : C:\DATABASE\NIST02.L
TIC Integration Parameters: LSCINT.P

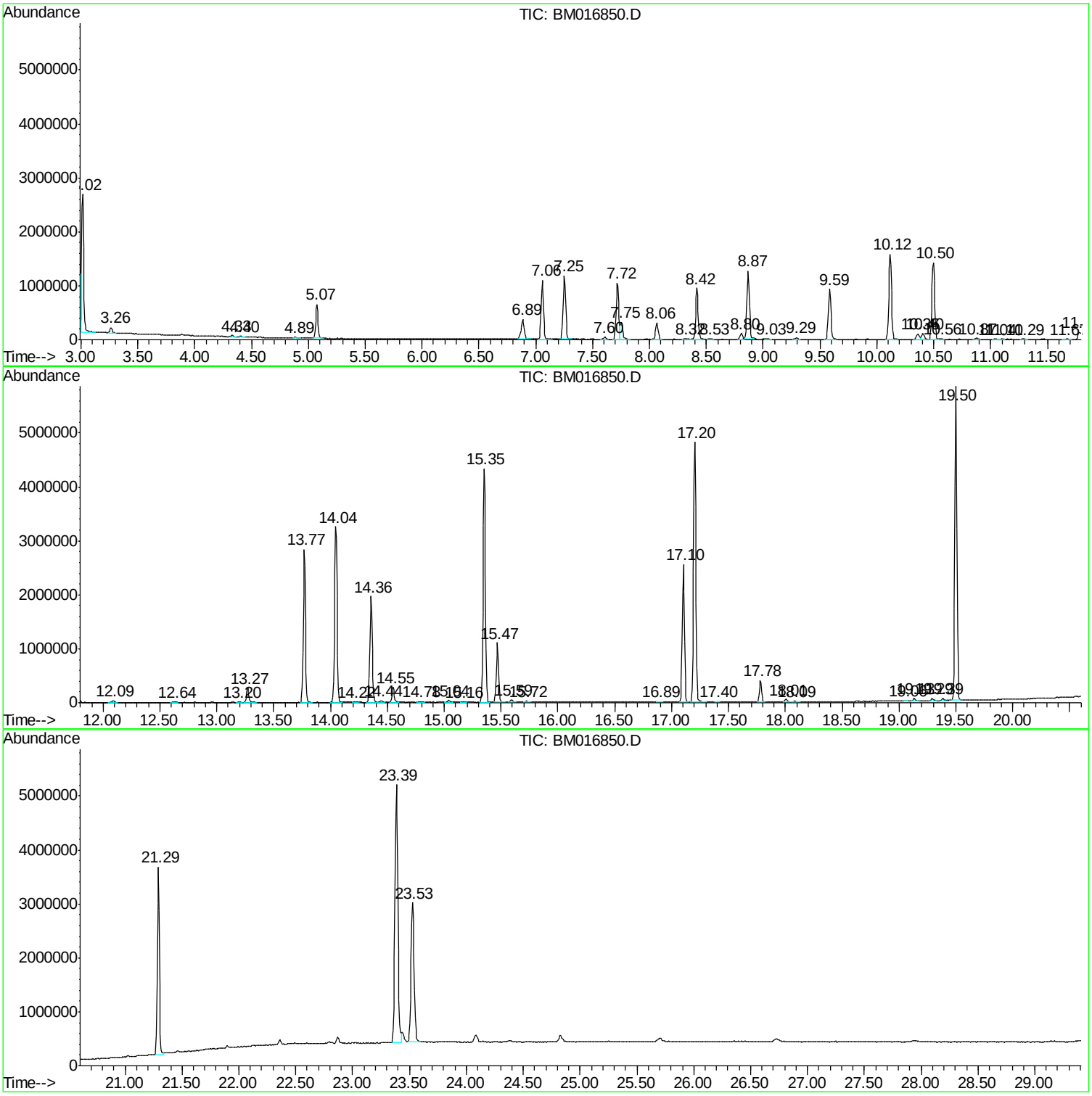

Library Search Compound Report

Data Path : Z:\SVOASRV\HPCHEM1\BNA M\DATA\BM092118\
Data File : BM016850.D
Acq On : 22 Sep 2018 02:35
Operator : SJ/JU
Sample : J5013-04
Misc :
ALS Vial : 29 Sample Multiplier: 1

Instrument :
BNA_M
ClientSampleId :
C08T2

Quant Method : Z:\SVOASRV\HPCHEM1\BNA_M\METHODS\SOM-EPA-BM091018MA.M
Quant Title : SVOA CALIBRATION

TIC Library : C:\DATABASE\NIST02.L
TIC Integration Parameters: LSCINT.P

****
Peak Number 1 Butane, 2-methoxy-2-methyl- Concentration Rank 1

R.T.	EstConc	Area	Relative to ISTD	R.T.
3.02	31.26 ng/ul	2671280	1,4-Dichlorobenzene-d4	7.72

Hit# of 5	Tentative ID	MW	MolForm	CAS#	Qual
1	Butane, 2-methoxy-2-methyl-	102	C6H14O	000994-05-8	83
2	Butane, 2-methoxy-2-methyl-	102	C6H14O	000994-05-8	78
3	Pentane, 3-methoxy-	102	C6H14O	036839-67-5	17
4	N-Ethylformamide	73	C3H7NO	000627-45-2	9
5	1,3-Dioxolane, 2-methyl-	88	C4H8O2	000497-26-7	9

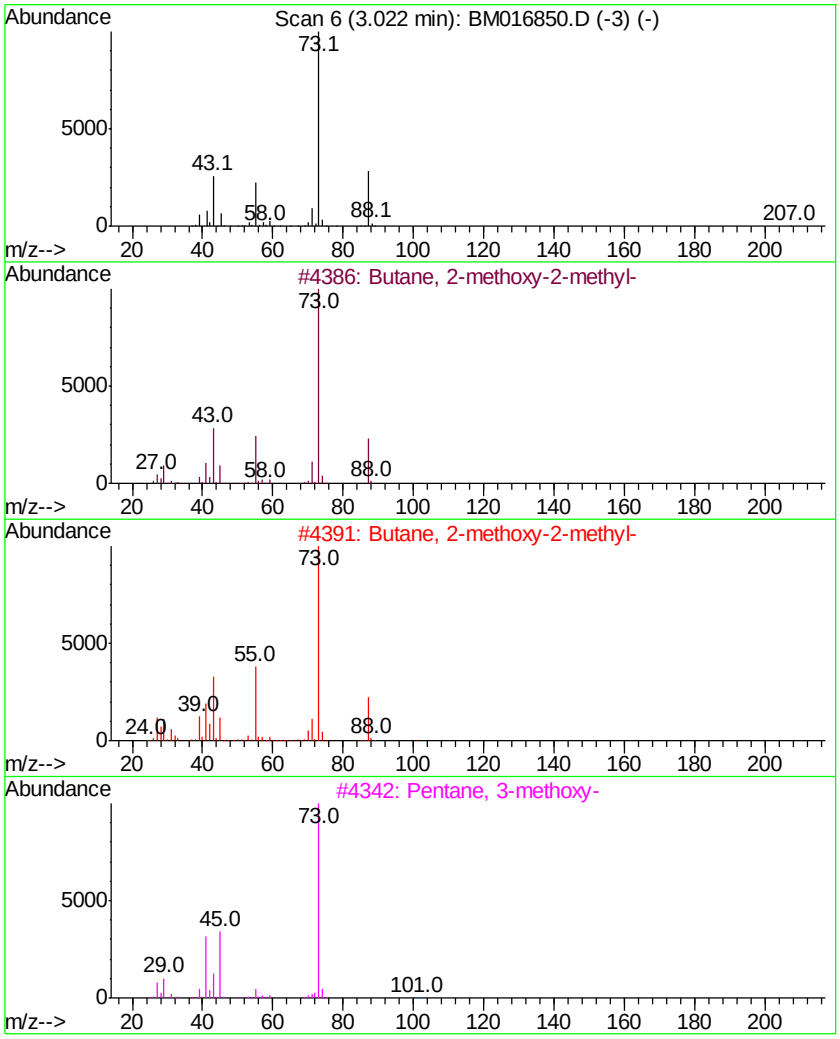

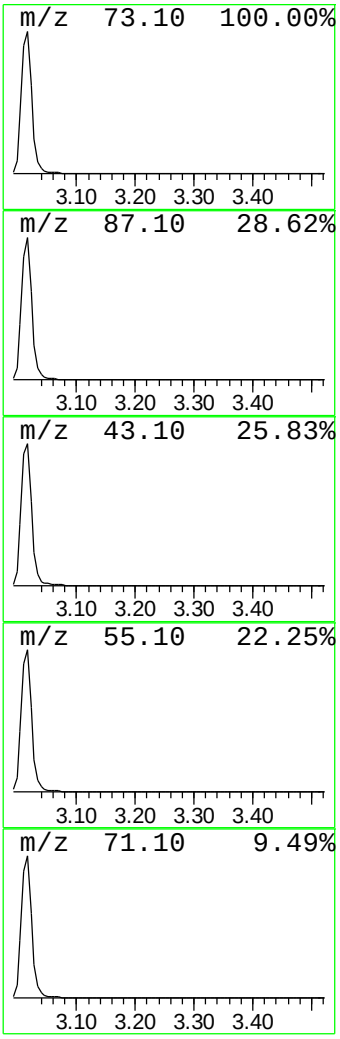

Library Search Compound Report

Data Path : Z:\SVOASRV\HPCHEM1\BNA M\DATA\BM092118\
Data File : BM016850.D
Acq On : 22 Sep 2018 02:35
Operator : SJ/JU
Sample : J5013-04
Misc :
ALS Vial : 29 Sample Multiplier: 1

Instrument :
BNA_M
ClientSampleId :
C08T2

Quant Method : Z:\SVOASRV\HPCHEM1\BNA_M\METHODS\SOM-EPA-BM091018MA.M
Quant Title : SVOA CALIBRATION

TIC Library : C:\DATABASE\NIST02.L
TIC Integration Parameters: LSCINT.P

****

Peak Number 4 Phenol, 2-methoxy- Concentration Rank 6

R.T.	EstConc	Area	Relative to ISTD	R.T.
8.80	2.09 ng/ul	178535	1,4-Dichlorobenzene-d4	7.72

Hit# of 5	Tentative ID	MW	MolForm	CAS#	Qual
1	Phenol, 2-methoxy-	124	C7H8O2	000090-05-1	96
2	Phenol, 2-methoxy-	124	C7H8O2	000090-05-1	94
3	Phenol, 2-methoxy-	124	C7H8O2	000090-05-1	93
4	Phenol, 2-methoxy-	124	C7H8O2	000090-05-1	90
5	Mequinol	124	C7H8O2	000150-76-5	87

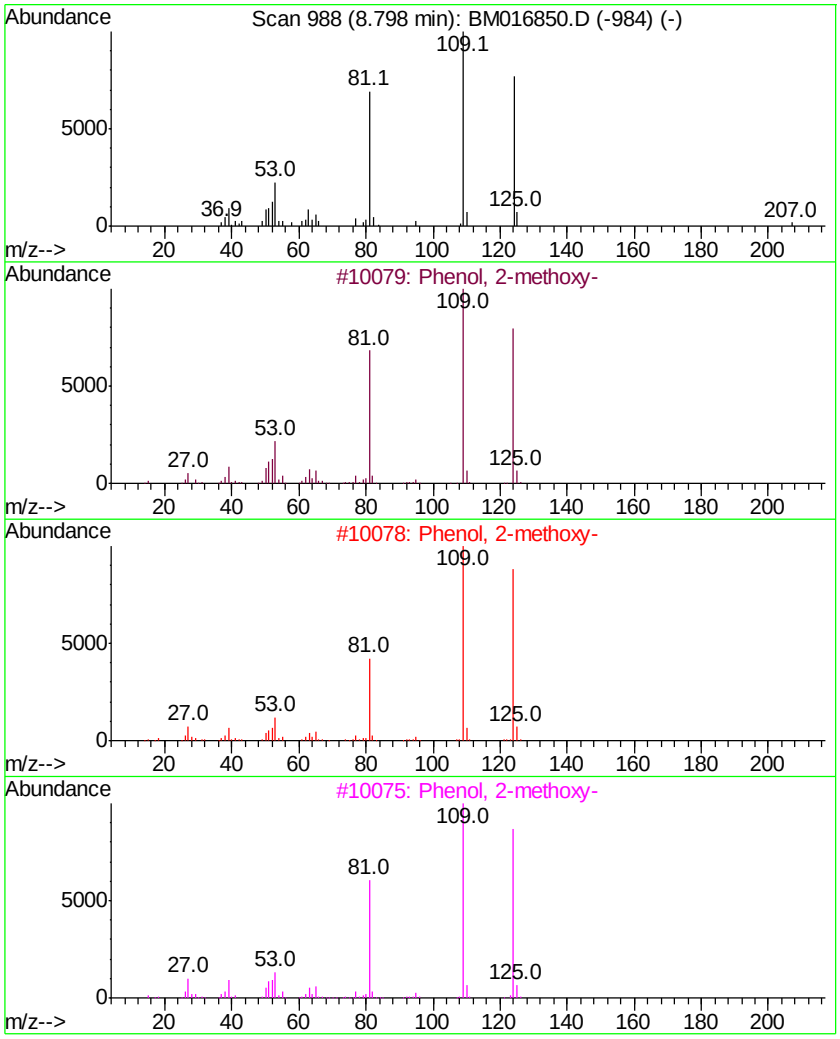

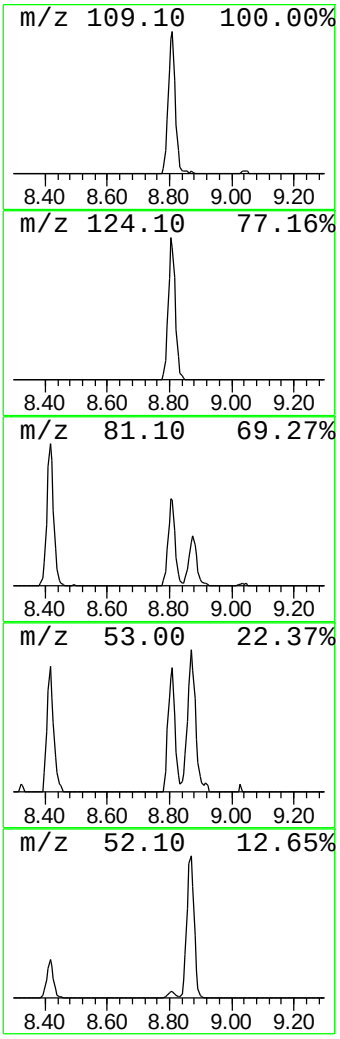

Library Search Compound Report

Data Path : Z:\SVOASRV\HPCHEM1\BNA M\DATA\BM092118\
Data File : BM016850.D
Acq On : 22 Sep 2018 02:35
Operator : SJ/JU
Sample : J5013-04
Misc :
ALS Vial : 29 Sample Multiplier: 1

Instrument :
BNA_M
ClientSampleId :
C08T2

Quant Method : Z:\SVOASRV\HPCHEM1\BNA_M\METHODS\SOM-EPA-BM091018MA.M
Quant Title : SVOA CALIBRATION

TIC Library : C:\DATABASE\NIST02.L
TIC Integration Parameters: LSCINT.P

****

Peak Number 5 Vanillin Concentration Rank 5

R.T.	EstConc	Area	Relative to ISTD	R.T.
13.27	2.69 ng/ul	407518	Acenaphthene-d10	14.36

Hit# of 5	Tentative ID	MW	MolForm	CAS#	Qual
1	Vanillin	152	C8H8O3	000121-33-5	97
2	Vanillin	152	C8H8O3	000121-33-5	97
3	Vanillin	152	C8H8O3	000121-33-5	97
4	Benzaldehyde, 3-hydroxy-4-methoxy-	152	C8H8O3	000621-59-0	96
5	Vanillin	152	C8H8O3	000121-33-5	95

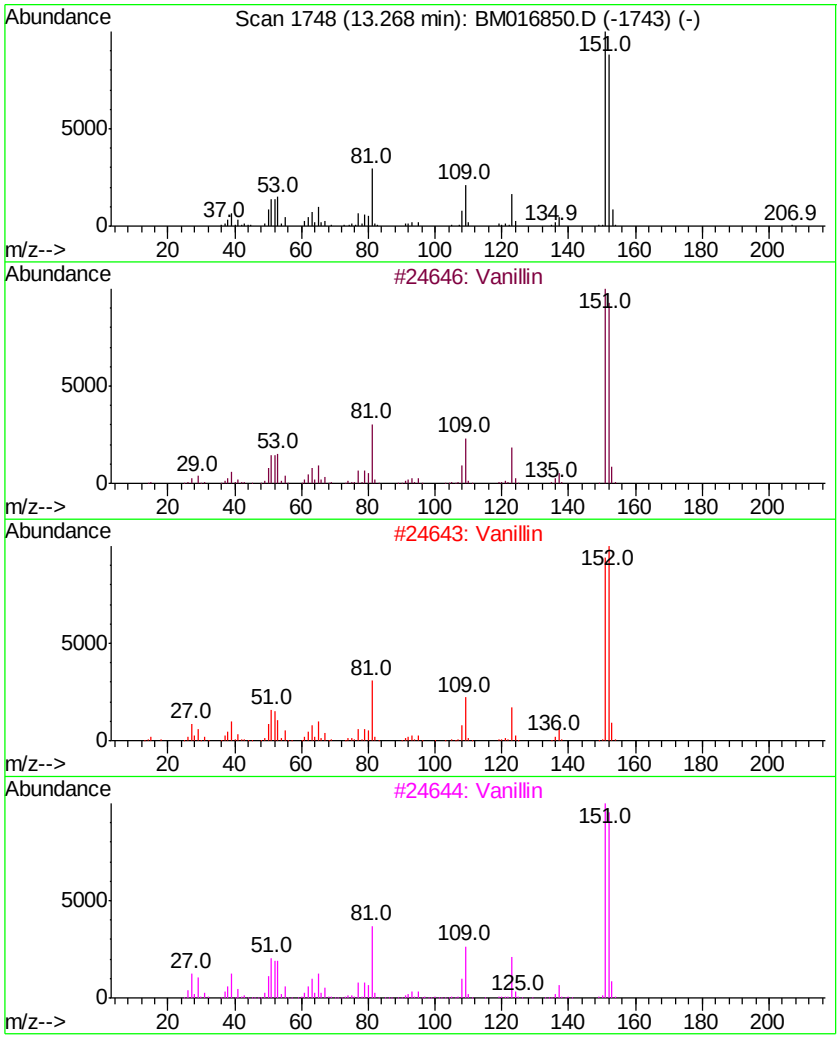

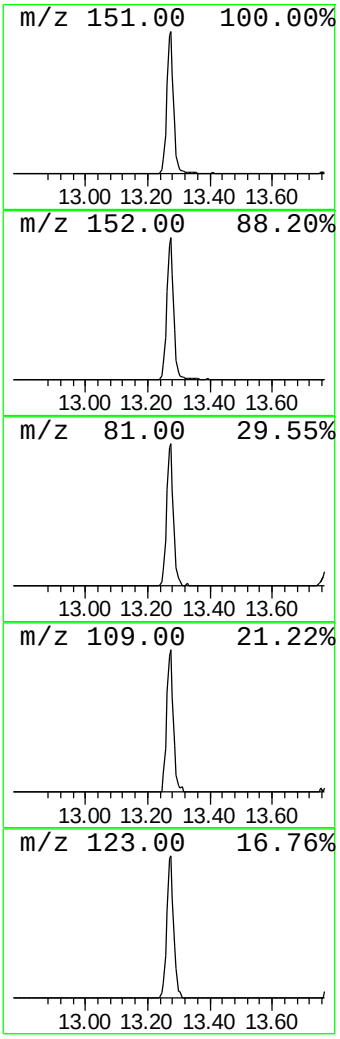

Library Search Compound Report

Data Path : Z:\SVOASRV\HPCHEM1\BNA M\DATA\BM092118\
Data File : BM016850.D
Acq On : 22 Sep 2018 02:35
Operator : SJ/JU
Sample : J5013-04
Misc :
ALS Vial : 29 Sample Multiplier: 1

Instrument :
BNA_M
ClientSampleId :
C08T2

Quant Method : Z:\SVOASRV\HPCHEM1\BNA_M\METHODS\SOM-EPA-BM091018MA.M
Quant Title : SVOA CALIBRATION

TIC Library : C:\DATABASE\NIST02.L
TIC Integration Parameters: LSCINT.P

****
Peak Number 6 7,9-Di-tert-butyl-1-oxaspir... Concentration Rank 4

R.T.	EstConc	Area	Relative to ISTD	R.T.
17.78	2.88 ng/ul	501461	Phenanthrene-d10	17.10

Hit# of 5	Tentative ID	MW	MolForm	CAS#	Qual
1	7,9-Di-tert-butyl-1-oxaspiro(4,5...	276	C17H24O3	082304-66-3	99
2	7,9-Di-tert-butyl-1-oxaspiro(4,5...	276	C17H24O3	082304-66-3	93
3	7,9-Di-tert-butyl-1-oxaspiro(4,5...	276	C17H24O3	082304-66-3	90
4	Ethanone, 1-(5,6,7,8-tetrahydro-...	220	C14H20O2	071596-88-8	46
5	2,5-di-tert-Butyl-1,4-benzoquinone	220	C14H20O2	002460-77-7	44

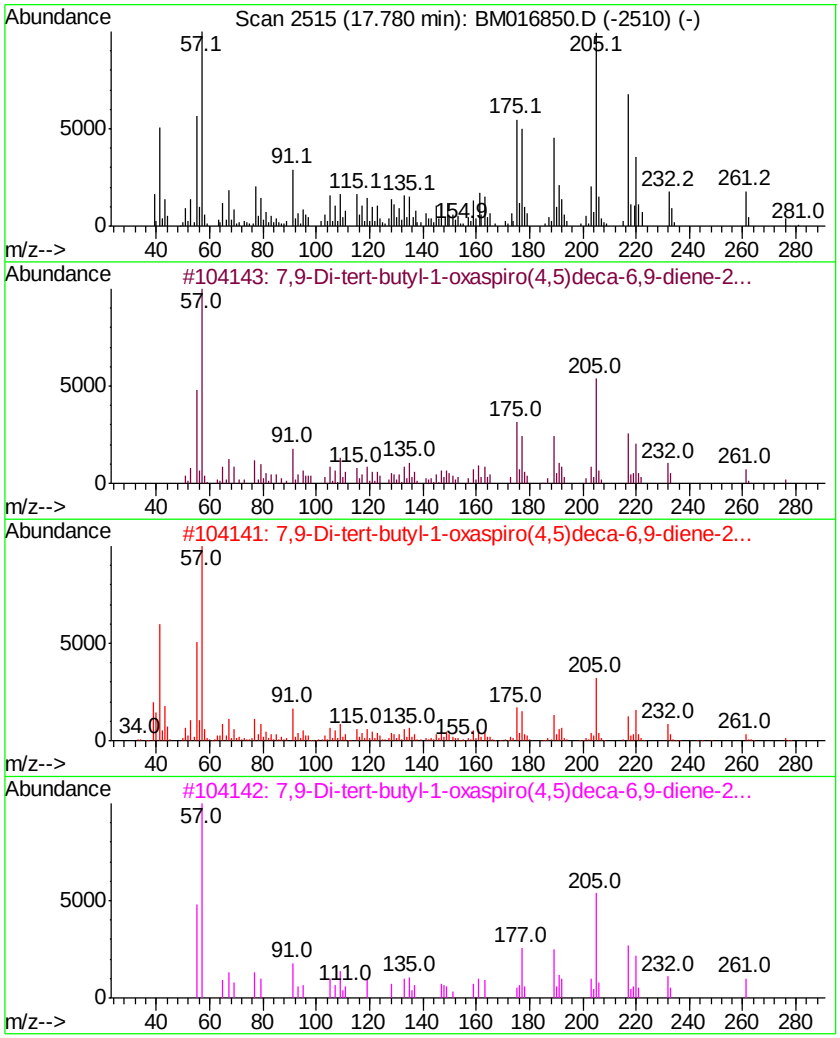

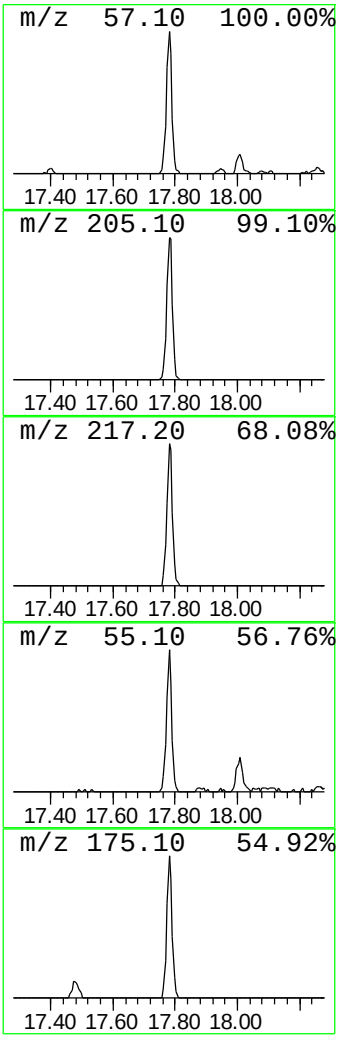

Tentatively Identified Compound (LSC) summary

Data Path : Z:\SVOASRV\HPCHEM1\BNA_M\DATA\BM092118\
Data File : BM016850.D
Acq On : 22 Sep 2018 02:35
Operator : SJ/JU
Sample : J5013-04
Misc :
ALS Vial : 29 Sample Multiplier: 1

Instrument :
BNA_M
ClientSampleId :
C08T2

Quant Method : Z:\SVOASRV\HPCHEM1\BNA_M\METHODS\SOM-EPA-BM091018MA.M
Quant Title : SVOA CALIBRATION

TIC Library : C:\DATABASE\NIST02.L
TIC Integration Parameters: LSCINT.P

TIC Top Hit name	RT	EstConc	Units	Response	Internal Standard #	RT	Resp	Conc
Butane, 2-methoxy...	3.02	31.3	ng/ul	2671280	1	7.72	1708980	20.0
Phenol, 2-methoxy-	8.80	2.1	ng/ul	178535	1	7.72	1708980	20.0
Vanillin	13.27	2.7	ng/ul	407518	3	14.36	3033590	20.0
7,9-Di-tert-butyl...	17.78	2.9	ng/ul	501461	4	17.10	3486310	20.0