LSC Area Percent Report

Data Path : Z:\SVOASRV\HPCHEM1\BNA M\DATA\BM101119\
Data File : BM023138.D
Acq On : 11 Oct 2019 20:08
Operator : JU
Sample : K5124-18
Misc :
ALS Vial : 19 Sample Multiplier: 1

Instrument :
BNA_M
ClientSampleId :
JLMA7

Integration Parameters: LSCINT.P
Integrator: RTE
Smoothing : OFF Filtering: 5
Sampling : 1 Min Area: 0.1 % of largest Peak
Start Thrs: 0.2 Max Peaks: 100
Stop Thrs : 0 Peak Location: TOP

If leading or trailing edge < 100 prefer < Baseline drop else tangent >
Peak separation: 5

Method : Z:\SVOASRV\HPCHEM1\BNA_M\METHODS\SOM-EPA-BM092719MA.M
Title : SVOA CALIBRATION

Signal : TIC

peak #	R.T. min	first scan	max scan	last scan	PK TY	peak height	corr. area	corr. % max.	% of total
1	3.257	42	46	51	rVB	20506	28416	1.19%	0.096%
2	3.769	130	133	141	rVB	9718	15188	0.64%	0.051%
3	3.893	149	154	159	rVB2	12905	21125	0.89%	0.071%
4	3.981	164	169	178	rBV	11622	18118	0.76%	0.061%
5	4.851	314	317	318	rBV3	2318	2579	0.11%	0.009%
6	4.904	322	326	333	rVB	6009	9757	0.41%	0.033%
7	5.204	373	377	380	rBV5	1935	2658	0.11%	0.009%
8	5.792	475	477	482	rVB4	2527	3530	0.15%	0.012%
9	6.128	533	534	540	rVB4	3533	5272	0.22%	0.018%
10	6.175	540	542	545	rBV4	1700	2446	0.10%	0.008%
11	6.445	584	588	590	rBV3	3058	3909	0.16%	0.013%
12	6.939	666	672	686	rVB2	372740	680749	28.55%	2.293%
13	7.104	694	700	711	rBV	272714	452138	18.96%	1.523%
14	7.304	727	734	744	rVB	411132	646705	27.12%	2.179%
15	7.398	747	750	752	rBV3	3474	3756	0.16%	0.013%
16	7.769	806	813	821	rBV	619336	966304	40.52%	3.255%
17	7.839	821	825	830	rVB2	6349	9484	0.40%	0.032%
18	8.475	925	933	941	rBV	408355	672257	28.19%	2.265%
19	8.922	1000	1009	1020	rBV	342559	565309	23.71%	1.904%
20	8.992	1020	1021	1026	rVB3	2348	2504	0.11%	0.008%
21	9.086	1034	1037	1042	rVB4	3071	4810	0.20%	0.016%
22	9.357	1076	1083	1089	rVB2	10134	16727	0.70%	0.056%
23	9.639	1125	1131	1140	rBV	277579	467329	19.60%	1.574%
24	9.704	1140	1142	1147	rVB2	1873	2410	0.10%	0.008%
25	10.180	1215	1223	1237	rBV	451725	765090	32.08%	2.577%
26	10.557	1279	1287	1300	rBV	810354	1340397	56.21%	4.515%
27	10.692	1304	1310	1325	rBV	320332	590493	24.76%	1.989%
28	11.480	1440	1444	1449	rBV	1462	2490	0.10%	0.008%
29	11.845	1502	1506	1511	rBV3	1404	2480	0.10%	0.008%
30	12.151	1554	1558	1564	rVB	5669	9002	0.38%	0.030%
31	12.763	1659	1662	1666	rBV3	2124	2896	0.12%	0.010%
32	13.233	1739	1742	1746	rBV3	2355	3433	0.14%	0.012%
33	13.315	1752	1756	1759	rBV3	1608	2602	0.11%	0.009%
34	13.815	1830	1841	1845	rBV	734342	1007043	42.23%	3.392%

LSC Area Percent Report

Data Path : Z:\SVOASRV\HPCHEM1\BNA M\DATA\BM101119\
Data File : BM023138.D
Acq On : 11 Oct 2019 20:08
Operator : JU
Sample : K5124-18
Misc :
ALS Vial : 19 Sample Multiplier: 1

Instrument :
BNA_M
ClientSampleId :
JLMA7

Integration Parameters: LSCINT.P
Integrator: RTE
Smoothing : OFF Filtering: 5
Sampling : 1 Min Area: 0.1 % of largest Peak
Start Thrs: 0.2 Max Peaks: 100
Stop Thrs : 0 Peak Location: TOP

If leading or trailing edge < 100 prefer < Baseline drop else tangent >
Peak separation: 5

Method : Z:\SVOASRV\HPCHEM1\BNA_M\METHODS\SOM-EPA-BM092719MA.M
Title : SVOA CALIBRATION

35	13.863	1845	1849	1858	rVB	286863	398431	16.71%	1.342%
36	14.098	1882	1889	1900	rBV	888207	1307608	54.83%	4.405%
37	14.310	1921	1925	1930	rBV2	3862	6484	0.27%	0.022%
38	14.410	1935	1942	1952	rVB	1092101	1654127	69.36%	5.572%
39	14.610	1970	1976	1995	rBV	188848	345655	14.49%	1.164%
40	14.762	1998	2002	2007	rVB3	6031	8411	0.35%	0.028%
41	14.827	2007	2013	2018	rBV2	33561	47305	1.98%	0.159%
42	15.262	2084	2087	2092	rVB	5472	6742	0.28%	0.023%
43	15.398	2104	2110	2118	rBV	1125563	1550136	65.00%	5.222%
44	15.451	2118	2119	2125	rVB2	3959	4921	0.21%	0.017%
45	15.521	2125	2131	2141	rBV	210895	324163	13.59%	1.092%
46	15.639	2147	2151	2158	rVB	11144	15424	0.65%	0.052%
47	15.798	2175	2178	2182	rBV5	2567	2608	0.11%	0.009%
48	15.886	2190	2193	2196	rBV5	2513	2521	0.11%	0.008%
49	15.956	2199	2205	2213	rVV	22712	43514	1.82%	0.147%
50	16.027	2214	2217	2222	rVB3	10341	13743	0.58%	0.046%
51	16.180	2241	2243	2247	rVB4	4964	4986	0.21%	0.017%
52	16.421	2282	2284	2290	rVB4	3363	4413	0.19%	0.015%
53	16.498	2295	2297	2301	rVB3	4816	5220	0.22%	0.018%
54	16.556	2304	2307	2309	rBV3	3568	4380	0.18%	0.015%
55	16.633	2316	2320	2325	rBV2	15573	25003	1.05%	0.084%
56	16.692	2328	2330	2333	rVB4	5141	5150	0.22%	0.017%
57	16.768	2341	2343	2345	rBV3	3160	3126	0.13%	0.011%
58	16.921	2365	2369	2370	rBV4	5440	6903	0.29%	0.023%
59	17.051	2387	2391	2394	rBV5	5321	6699	0.28%	0.023%
60	17.145	2401	2407	2414	rBV2	1284654	1814013	76.07%	6.111%
61	17.245	2418	2424	2434	rVV2	1134319	1635103	68.57%	5.508%
62	17.345	2438	2441	2447	rVB5	6694	11390	0.48%	0.038%
63	17.503	2464	2468	2469	rBV2	3574	4663	0.20%	0.016%
64	18.045	2556	2560	2565	rBV2	37168	51442	2.16%	0.173%
65	18.980	2716	2719	2722	rBV	30196	34223	1.44%	0.115%
66	19.539	2809	2814	2822	rVB	1448991	1933936	81.10%	6.515%
67	20.092	2906	2908	2912	rVB	83308	74348	3.12%	0.250%
68	21.050	3064	3071	3079	rBV2	795743	1465753	61.47%	4.938%
69	21.333	3114	3119	3123	rBV	1656971	2091437	87.70%	7.045%
70	21.921	3216	3219	3232	rVB2	632483	1050134	44.04%	3.538%
71	22.944	3390	3393	3404	rVB	383566	633056	26.55%	2.133%

LSC Area Percent Report

Data Path : Z:\SVOASRV\HPCHEM1\BNA M\DATA\BM101119\
Data File : BM023138.D
Acq On : 11 Oct 2019 20:08
Operator : JU
Sample : K5124-18
Misc :
ALS Vial : 19 Sample Multiplier: 1

Instrument :
BNA_M
ClientSampleId :
JLMA7

Integration Parameters: LSCINT.P
Integrator: RTE
Smoothing : OFF Filtering: 5
Sampling : 1 Min Area: 0.1 % of largest Peak
Start Thrs: 0.2 Max Peaks: 100
Stop Thrs : 0 Peak Location: TOP

If leading or trailing edge < 100 prefer < Baseline drop else tangent >
Peak separation: 5

Method : Z:\SVOASRV\HPCHEM1\BNA_M\METHODS\SOM-EPA-BM092719MA.M
Title : SVOA CALIBRATION

72	23.438	3471	3477	3489	rVB	1148484	2373981	99.55%	7.997%
73	23.580	3496	3501	3513	rVB	1232655	2384684	100.00%	8.033%

Sum of corrected areas: 29685242

LSC Report - Integrated Chromatogram

Data Path : Z:\SVOASRV\HPCHEM1\BNA M\DATA\BM101119\
Data File : BM023138.D
Acq On : 11 Oct 2019 20:08
Operator : JU
Sample : K5124-18
Misc :
ALS Vial : 19 Sample Multiplier: 1

Instrument :
BNA_M
ClientSampleId :
JLMA7

Quant Method : Z:\SVOASRV\HPCHEM1\BNA_M\METHODS\SOM-EPA-BM092719MA.M
Quant Title : SVOA CALIBRATION

TIC Library : C:\DATABASE\NIST11.L
TIC Integration Parameters: LSCINT.P

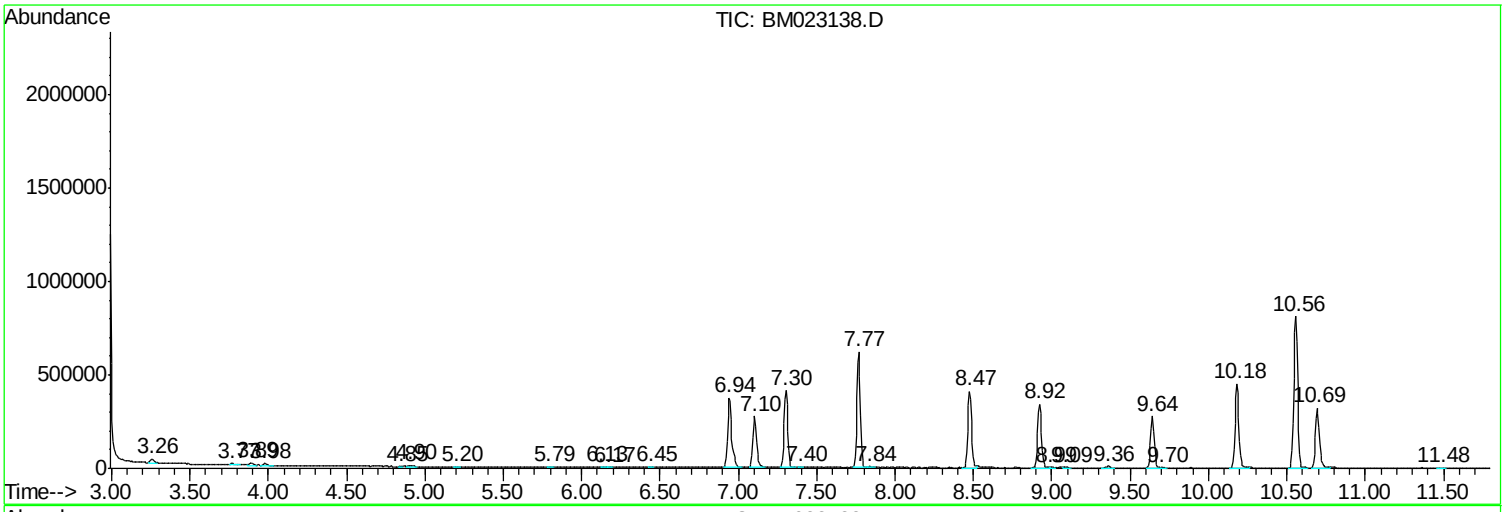

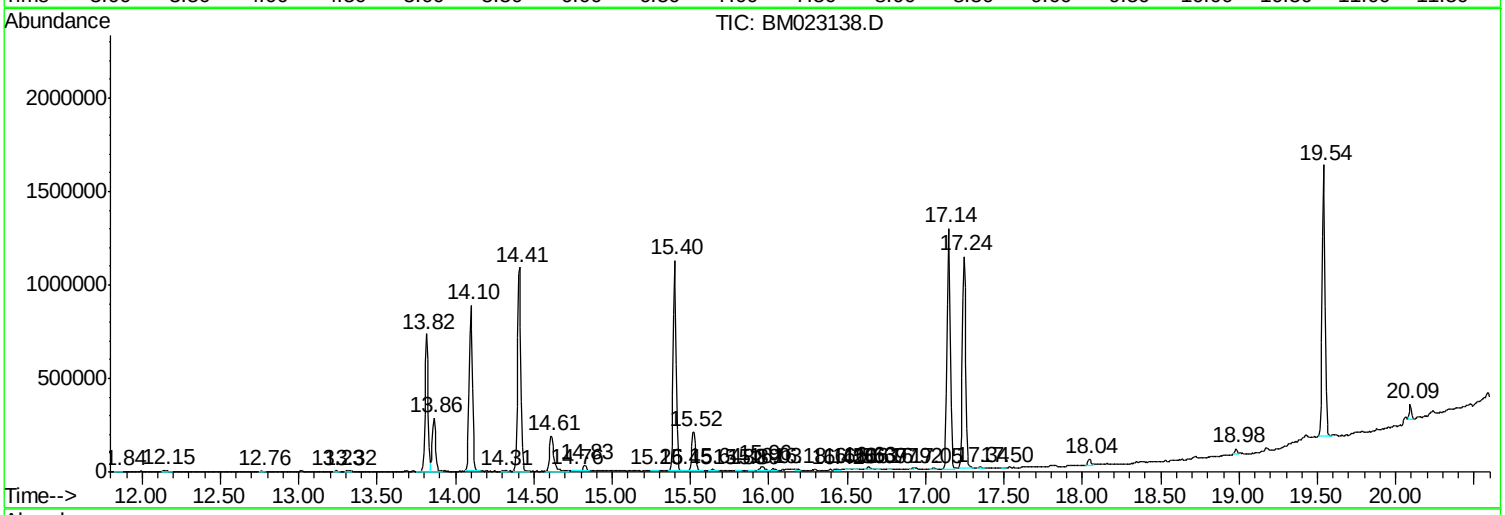

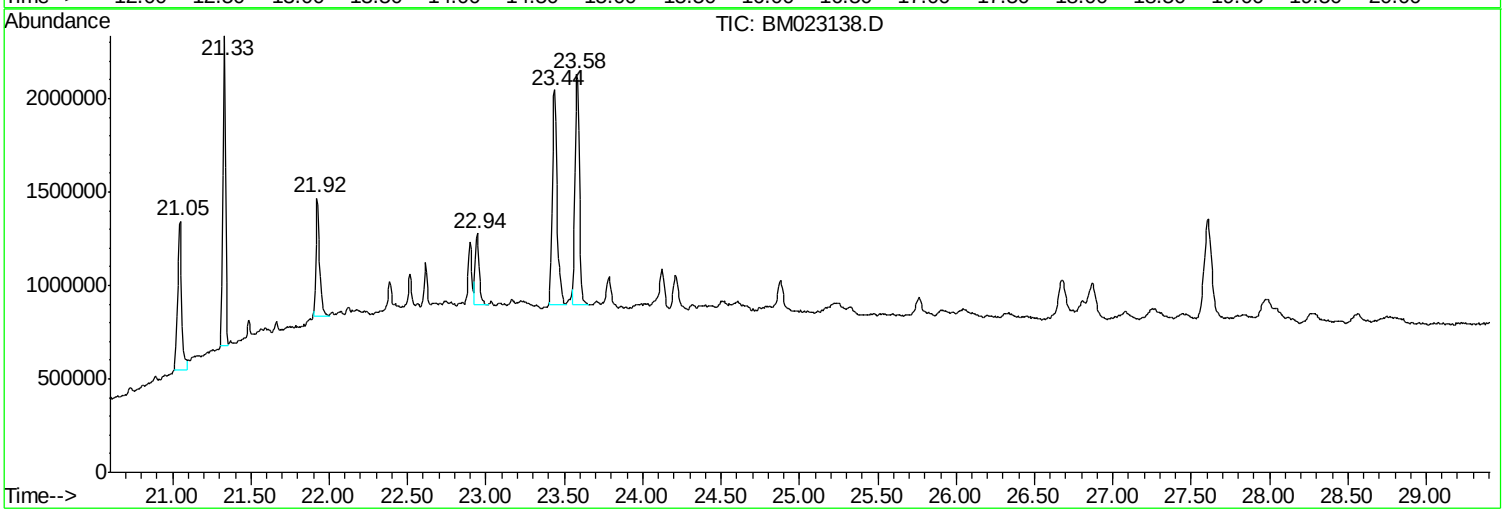

Library Search Compound Report

Data Path : Z:\SVOASRV\HPCHEM1\BNA M\DATA\BM101119\
Data File : BM023138.D
Acq On : 11 Oct 2019 20:08
Operator : JU
Sample : K5124-18
Misc :
ALS Vial : 19 Sample Multiplier: 1

Instrument :
BNA_M
ClientSampleId :
JLMA7

Quant Method : Z:\SVOASRV\HPCHEM1\BNA_M\METHODS\SOM-EPA-BM092719MA.M
Quant Title : SVOA CALIBRATION

TIC Library : C:\DATABASE\NIST11.L
TIC Integration Parameters: LSCINT.P

****
Peak Number 1 Ethanol, 2-(octadecyloxy)- Concentration Rank 1

R.T.	EstConc	Area	Relative to ISTD	R.T.
21.05	14.02 ng/ul	1465750	Chrysene-d12	21.33

Hit# of 5	Tentative ID	MW	MolForm	CAS#	Qual
1	Ethanol, 2-(octadecyloxy)-	314	C20H42O2	002136-72-3	93
2	Sulfurous acid, 2-propyl tetrade...	320	C17H36O3S	1000309-12-5	91
3	Sulfurous acid, pentadecyl 2-pro...	334	C18H38O3S	1000309-12-6	91
4	Tritetracontane	605	C43H88	007098-21-7	87
5	Sulfurous acid, butyl heptadecyl...	376	C21H44O3S	1000309-18-4	83

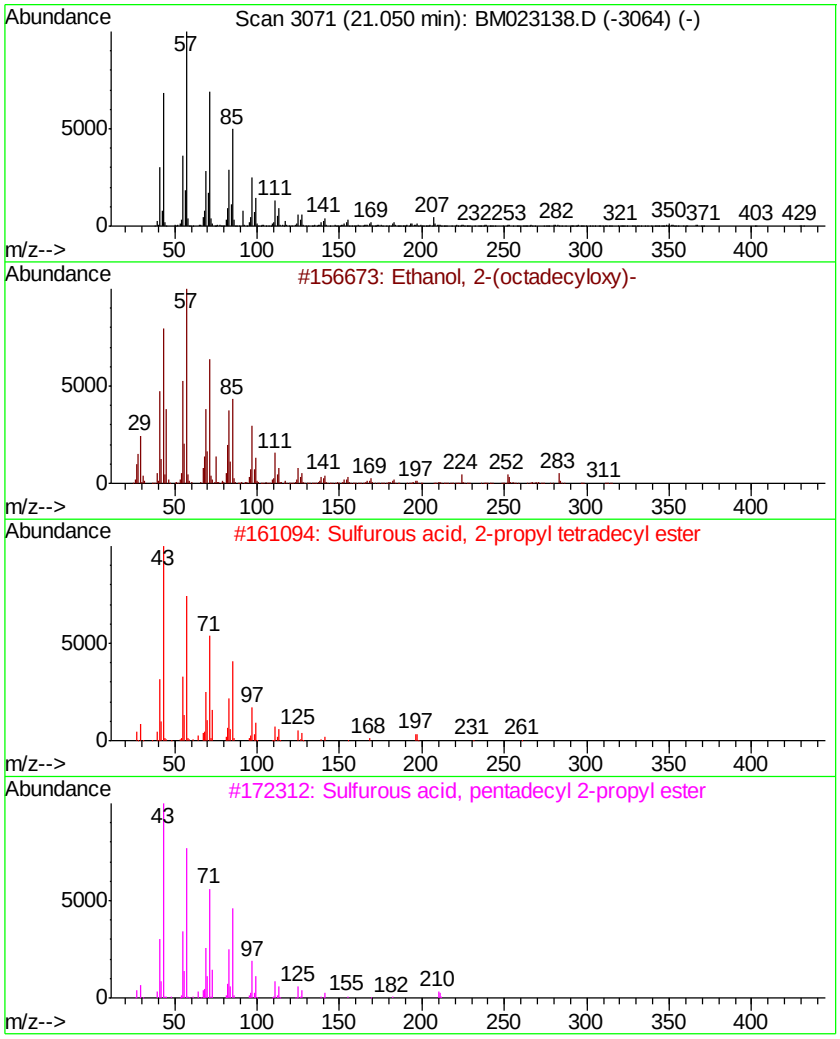

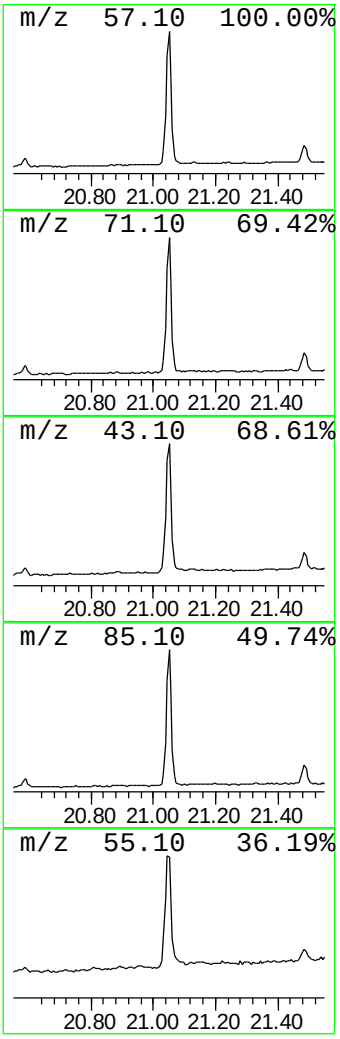

Library Search Compound Report

Data Path : Z:\SVOASRV\HPCHEM1\BNA M\DATA\BM101119\
Data File : BM023138.D
Acq On : 11 Oct 2019 20:08
Operator : JU
Sample : K5124-18
Misc :
ALS Vial : 19 Sample Multiplier: 1

Instrument :
BNA_M
ClientSampleId :
JLMA7

Quant Method : Z:\SVOASRV\HPCHEM1\BNA_M\METHODS\SOM-EPA-BM092719MA.M
Quant Title : SVOA CALIBRATION

TIC Library : C:\DATABASE\NIST11.L
TIC Integration Parameters: LSCINT.P

****
Peak Number 2 (DEL) Alkane: Straight-Chai... Concentration Rank 2

R.T.	EstConc	Area	Relative to ISTD	R.T.
21.92	10.04 ng/ul	1050130	Chrysene-d12	21.33

Hit# of 5	Tentative ID	MW	MolForm	CAS#	Qual
1	Heptacosane	380	C27H56	000593-49-7	98
2	Nonadecane	268	C19H40	000629-92-5	94
3	Heptadecane	240	C17H36	000629-78-7	93
4	Heptadecane, 9-octyl-	352	C25H52	007225-64-1	91
5	2-methyloctacosane	408	C29H60	1000376-72-8	91

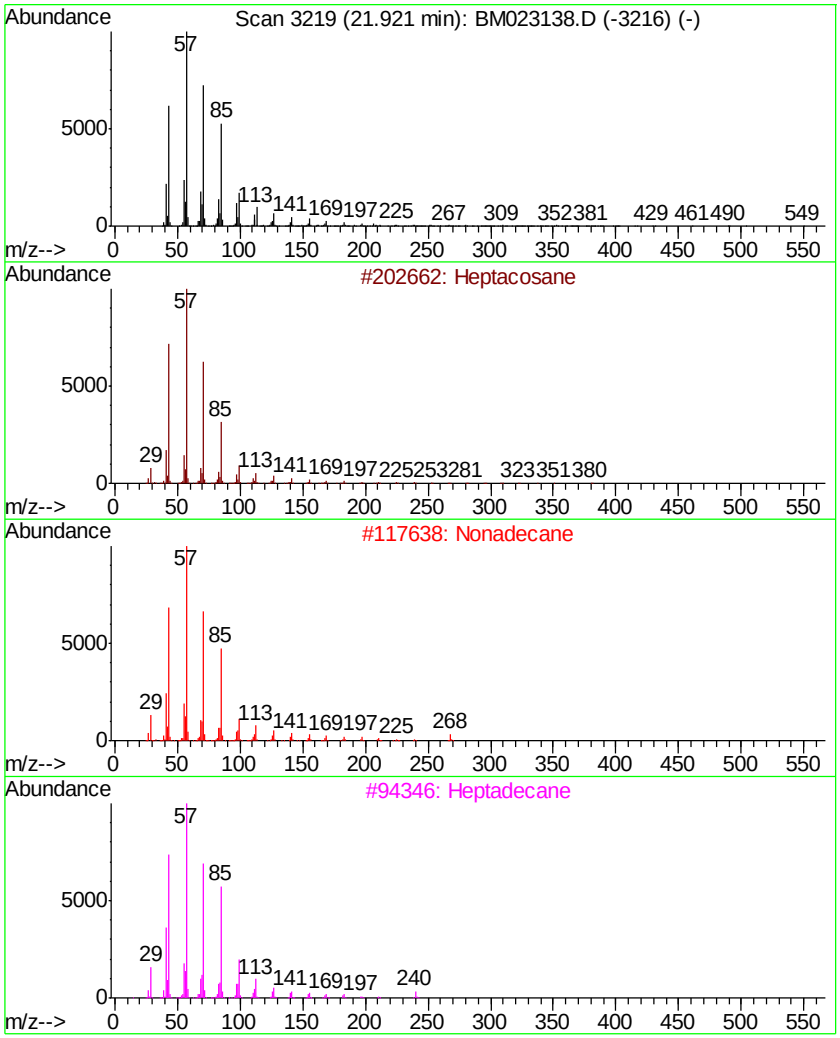

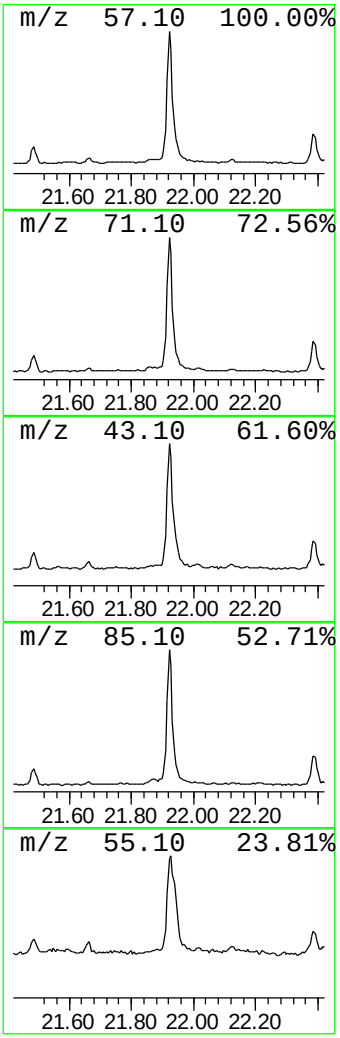

Library Search Compound Report

Data Path : Z:\SVOASRV\HPCHEM1\BNA M\DATA\BM101119\
Data File : BM023138.D
Acq On : 11 Oct 2019 20:08
Operator : JU
Sample : K5124-18
Misc :
ALS Vial : 19 Sample Multiplier: 1

Instrument :
BNA_M
ClientSampleId :
JLMA7

Quant Method : Z:\SVOASRV\HPCHEM1\BNA_M\METHODS\SOM-EPA-BM092719MA.M
Quant Title : SVOA CALIBRATION

TIC Library : C:\DATABASE\NIST11.L
TIC Integration Parameters: LSCINT.P

****
Peak Number 3 (DEL) Alkane: Cyclic22.94 Concentration Rank 3

R.T.	EstConc	Area	Relative to ISTD	R.T.
22.94	5.31 ng/ul	633056	Perylene-d12	23.58

Hit# of 5	Tentative ID	MW	MolForm	CAS#	Qual
1	Cyclotetracosane	336	C24H48	000297-03-0	96
2	1-Heneicosanol	312	C21H44O	015594-90-8	95
3	5-Eicosene, (E)-	280	C20H40	074685-30-6	95
4	n-Nonadecanol-1	284	C19H40O	001454-84-8	93
5	Cyclopentadecane	210	C15H30	000295-48-7	93

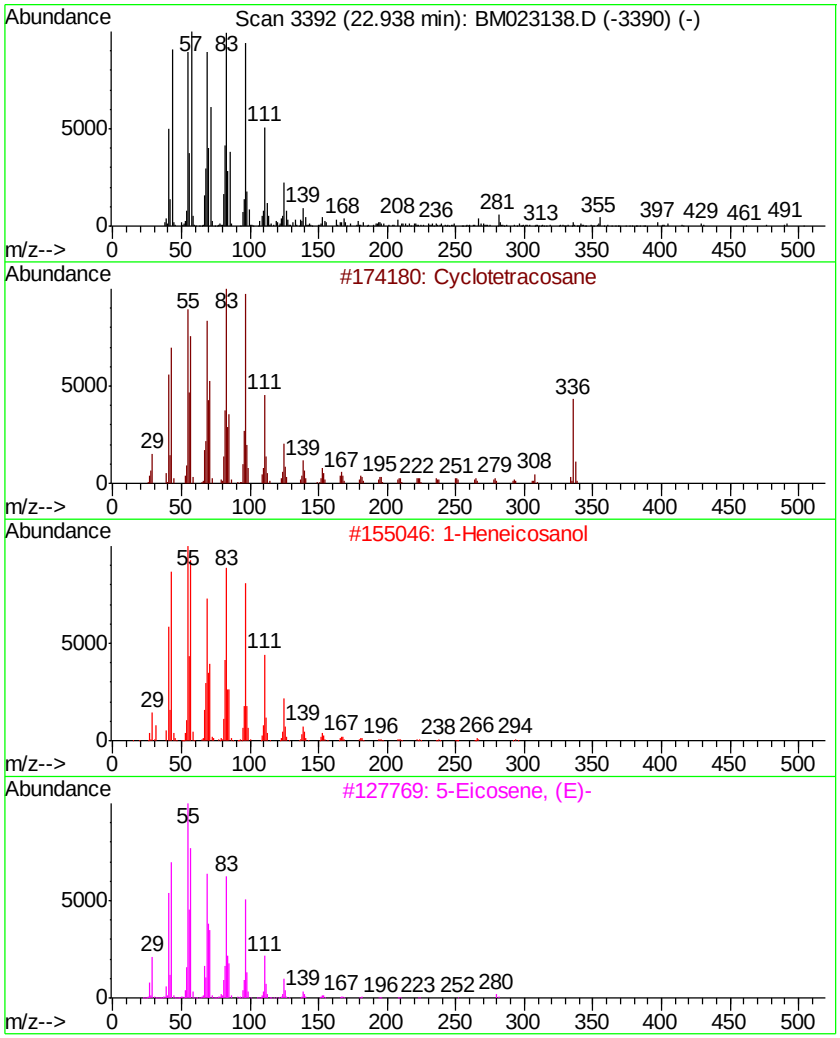

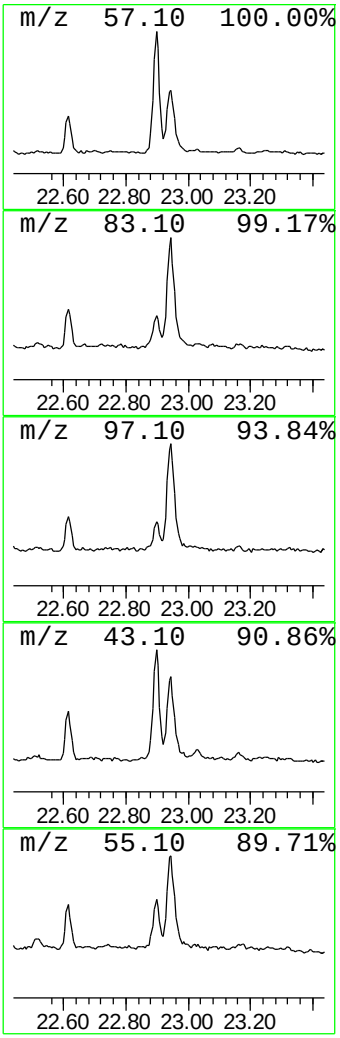

Tentatively Identified Compound (LSC) summary

Data Path : Z:\SVOASRV\HPCHEM1\BNA_M\DATA\BM101119\
Data File : BM023138.D
Acq On : 11 Oct 2019 20:08
Operator : JU
Sample : K5124-18
Misc :
ALS Vial : 19 Sample Multiplier: 1

Instrument :
BNA_M
ClientSampleId :
JLMA7

Quant Method : Z:\SVOASRV\HPCHEM1\BNA_M\METHODS\SOM-EPA-BM092719MA.M
Quant Title : SVOA CALIBRATION

TIC Library : C:\DATABASE\NIST11.L
TIC Integration Parameters: LSCINT.P

TIC Top Hit name	RT	EstConc	Units	Response	Internal Standard #	RT	Resp	Conc
Ethanol, 2-(octad...	21.05	14.0	ng/ul	1465750	5	21.33	2091440	20.0
(DEL) Alkane: Str...	21.92	10.0	ng/ul	1050130	5	21.33	2091440	20.0
(DEL) Alkane: Cyc...	22.94	5.3	ng/ul	633056	6	23.58	2384680	20.0