LSC Area Percent Report

Data Path : Z:\HPCHEM1\BNA_M\DATA\BM101617\
Data File : BM012236.D
Acq On : 17 Oct 2017 03:34
Operator : SJ/JU
Sample : I5697-04
Misc :
ALS Vial : 21 Sample Multiplier: 1

Instrument :
BNA_M
ClientSampleId :
H0AA3

Integration Parameters: LSCINT.P
Integrator: RTE
Smoothing : OFF Filtering: 5
Sampling : 1 Min Area: 1 % of largest Peak
Start Thrs: 0.2 Max Peaks: 100
Stop Thrs : 0 Peak Location: TOP

If leading or trailing edge < 100 prefer < Baseline drop else tangent >
Peak separation: 5

Method : Z:\HPCHEM1\BNA_M\METHODS\SOM-EPA-BM101217.M
Title : SVOA CALIBRATION

Signal : TIC

peak #	R.T. min	first scan	max scan	last scan	PK TY	peak height	corr. area	corr. % max.	% of total
1	3.210	18	21	32	rVB	43234	69473	1.02%	0.109%
2	6.963	653	659	678	rBV2	797678	1703138	25.03%	2.667%
3	7.122	678	686	700	rVV	640044	1049307	15.42%	1.643%
4	7.322	714	720	737	rBV	892006	1543273	22.68%	2.416%
5	7.792	794	800	808	rBV	564255	967667	14.22%	1.515%
6	8.510	915	922	939	rBV	1104029	1962943	28.84%	3.073%
7	8.963	992	999	1014	rBV	913913	1553283	22.82%	2.432%
8	9.686	1113	1122	1134	rBV	817053	1473453	21.65%	2.307%
9	10.228	1206	1214	1235	rBV	1145401	2251602	33.09%	3.525%
10	10.592	1269	1276	1287	rVB	859370	1496015	21.98%	2.342%
11	10.739	1294	1301	1318	rBV	1020439	2056456	30.22%	3.220%
12	11.927	1496	1503	1519	rBV	39714	94651	1.39%	0.148%
13	13.651	1790	1796	1805	rBV	129559	195781	2.88%	0.307%
14	13.857	1824	1831	1835	rBV	2670645	3730320	54.82%	5.841%
15	13.904	1835	1839	1850	rVB	1009963	1441720	21.19%	2.257%
16	14.139	1873	1879	1894	rVB	2903103	4413610	64.86%	6.911%
17	14.315	1901	1909	1922	rBV3	27641	78476	1.15%	0.123%
18	14.445	1925	1931	1944	rVB2	1419539	2257899	33.18%	3.535%
19	14.674	1963	1970	1986	rBV	579089	1283311	18.86%	2.009%
20	15.445	2094	2101	2109	rBV	3731687	5481954	80.56%	8.583%
21	15.586	2118	2125	2137	rBV	918688	1478793	21.73%	2.315%
22	15.680	2137	2141	2147	rVB	47545	76755	1.13%	0.120%
23	15.804	2157	2162	2172	rBV	207460	294429	4.33%	0.461%
24	17.198	2392	2399	2409	rBV2	1882977	2800109	41.15%	4.384%
25	17.298	2409	2416	2426	rBV	3942764	5931149	87.16%	9.287%
26	18.074	2541	2548	2560	rBV	500296	730232	10.73%	1.143%
27	19.233	2737	2745	2753	rBV4	75597	209305	3.08%	0.328%
28	19.350	2761	2765	2778	rBV	265629	407450	5.99%	0.638%
29	19.592	2799	2806	2816	rBV	5028942	6805231	100.00%	10.655%
30	21.062	3052	3056	3062	rBV	574854	729667	10.72%	1.142%
31	21.380	3105	3110	3118	rBV	1867047	2568984	37.75%	4.022%
32	23.533	3469	3476	3487	rVB2	2327838	4586174	67.39%	7.181%
33	23.680	3495	3501	3514	rVB	1086374	2144719	31.52%	3.358%

LSC Area Percent Report

Data Path : Z:\HPCHEM1\BNA_M\DATA\BM101617\
Data File : BM012236.D
Acq On : 17 Oct 2017 03:34
Operator : SJ/JU
Sample : I5697-04
Misc :
ALS Vial : 21 Sample Multiplier: 1

Instrument :
BNA_M
ClientSampleId :
H0AA3

Integration Parameters: LSCINT.P
Integrator: RTE
Smoothing : OFF Filtering: 5
Sampling : 1 Min Area: 1 % of largest Peak
Start Thrs: 0.2 Max Peaks: 100
Stop Thrs : 0 Peak Location: TOP

If leading or trailing edge < 100 prefer < Baseline drop else tangent >
Peak separation: 5

Method : Z:\HPCHEM1\BNA_M\METHODS\SOM-EPA-BM101217.M
Title : SVOA CALIBRATION

Sum of corrected areas: 63867329

Data Path : Z:\HPCHEM1\BNA_M\DATA\BM101617\
Data File : BM012236.D
Acq On : 17 Oct 2017 03:34
Operator : SJ/JU
Sample : I5697-04
Misc :
ALS Vial : 21 Sample Multiplier: 1

Instrument :
BNA_M
ClientSampleId :
H0AA3

Quant Method : Z:\HPCHEM1\BNA_M\METHODS\SOM-EPA-BM101217.M
Quant Title : SVOA CALIBRATION

TIC Library : C:\DATABASE\NIST11.L
TIC Integration Parameters: LSCINT.P

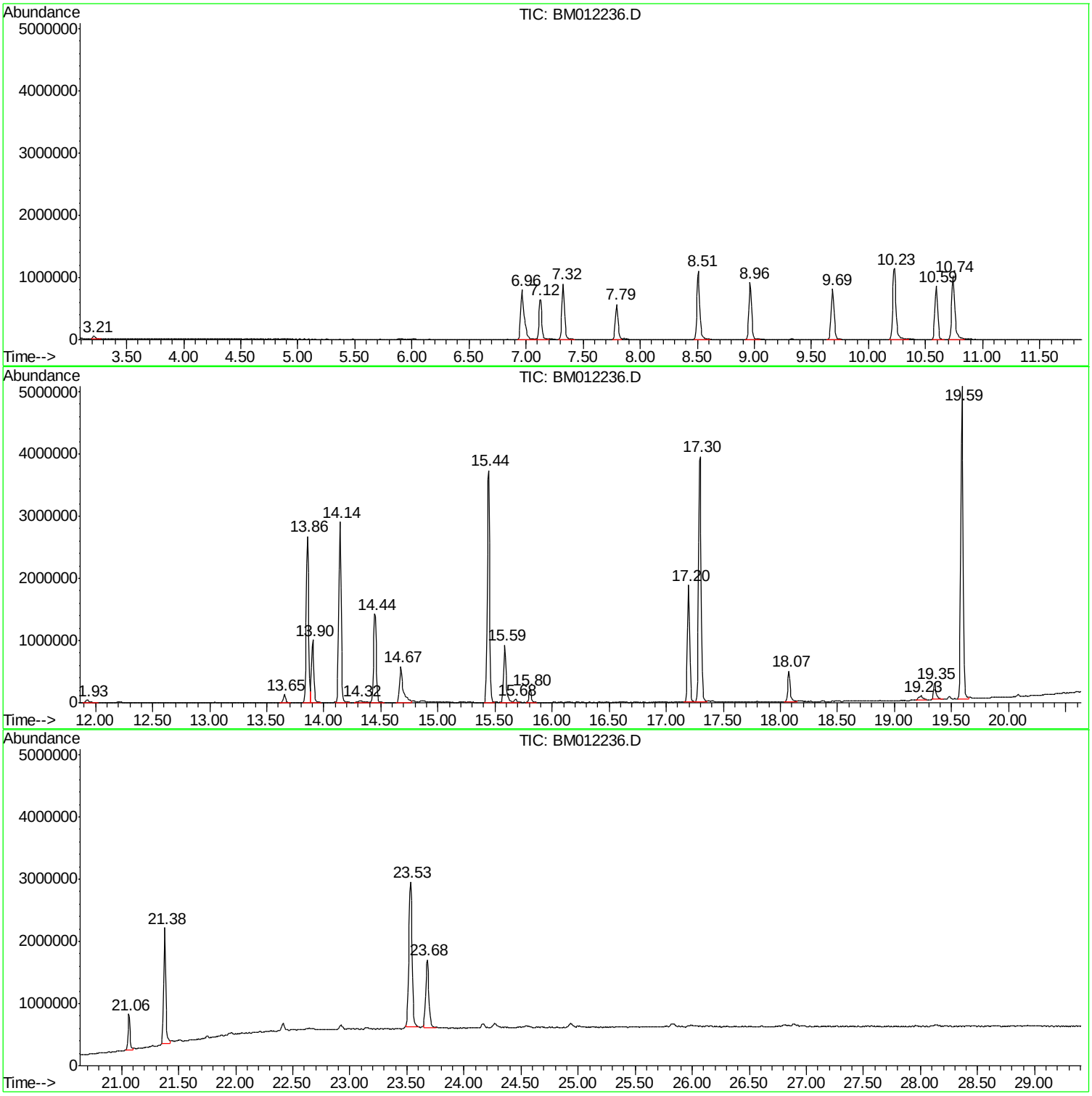

Library Search Compound Report

Data Path : Z:\HPCHEM1\BNA_M\DATA\BM101617\
Data File : BM012236.D
Acq On : 17 Oct 2017 03:34
Operator : SJ/JU
Sample : I5697-04
Misc :
ALS Vial : 21 Sample Multiplier: 1

Instrument :
BNA_M
ClientSampleId :
H0AA3

Quant Method : Z:\HPCHEM1\BNA_M\METHODS\SOM-EPA-BM101217.M
Quant Title : SVOA CALIBRATION

TIC Library : C:\DATABASE\NIST11.L
TIC Integration Parameters: LSCINT.P

****

Peak Number 1 Benzophenone Concentration Rank 4

R.T.	EstConc	Area	Relative to ISTD	R.T.
15.80	2.61 ng/ul	294429	Acenaphthene-d10	14.44

Hit# of 5	Tentative ID	MW	MolForm	CAS#	Qual
1	Benzophenone	182	C13H10O	000119-61-9	97
2	Benzophenone	182	C13H10O	000119-61-9	97
3	Benzophenone	182	C13H10O	000119-61-9	96
4	Benzophenone	182	C13H10O	000119-61-9	94
5	Benzophenone	182	C13H10O	000119-61-9	91

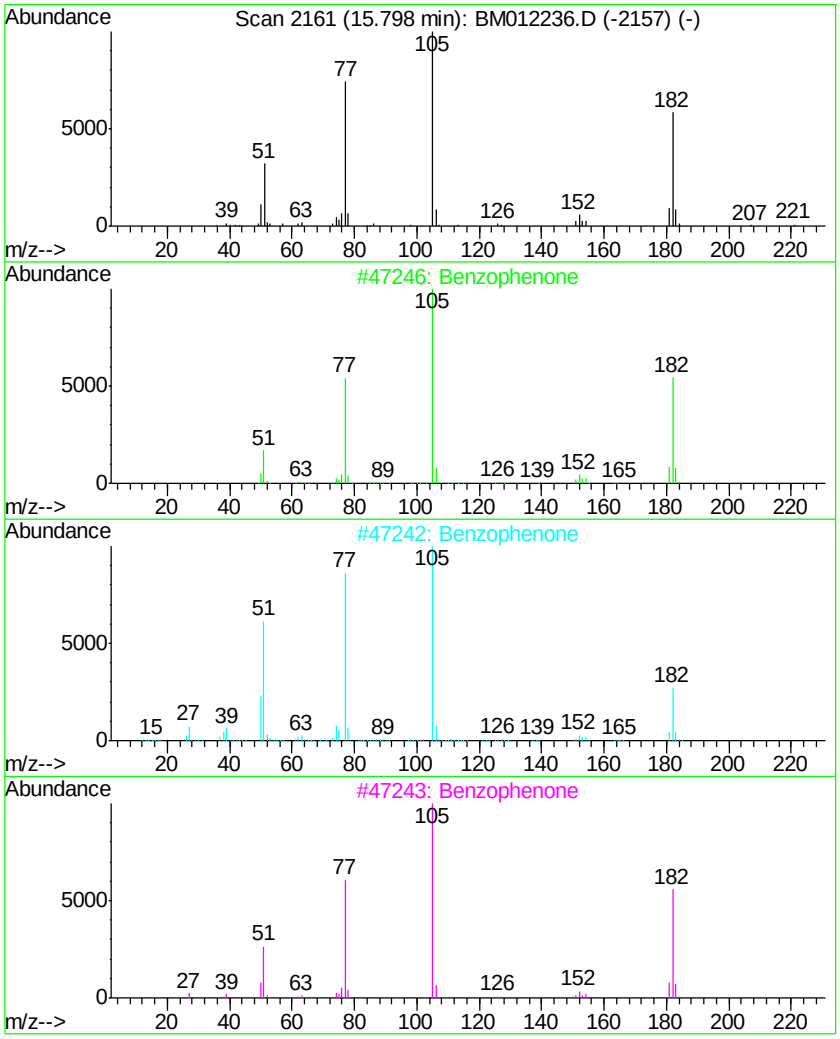

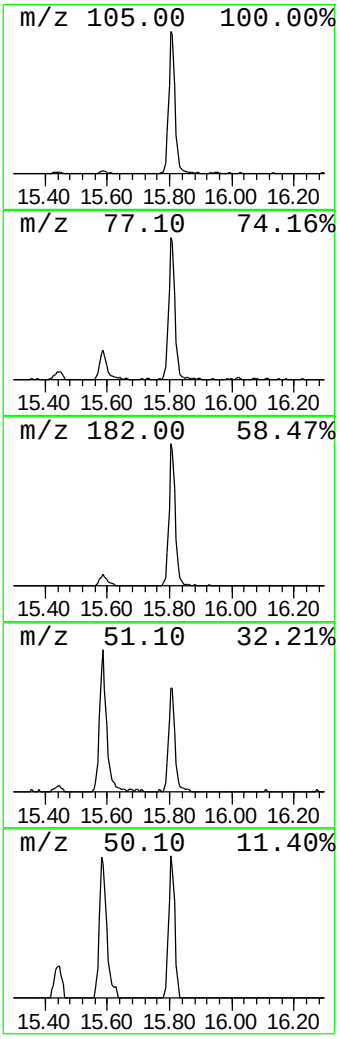

Library Search Compound Report

Data Path : Z:\HPCHEM1\BNA_M\DATA\BM101617\
Data File : BM012236.D
Acq On : 17 Oct 2017 03:34
Operator : SJ/JU
Sample : I5697-04
Misc :
ALS Vial : 21 Sample Multiplier: 1

Instrument :
BNA_M
ClientSampleId :
H0AA3

Quant Method : Z:\HPCHEM1\BNA_M\METHODS\SOM-EPA-BM101217.M
Quant Title : SVOA CALIBRATION

TIC Library : C:\DATABASE\NIST11.L
TIC Integration Parameters: LSCINT.P

****
Peak Number 2 n-Hexadecanoic acid Concentration Rank 2

R.T.	EstConc	Area	Relative to ISTD	R.T.
18.07	5.22 ng/ul	730232	Phenanthrene-d10	17.20

Hit# of 5	Tentative ID	MW	MolForm	CAS#	Qual
1	n-Hexadecanoic acid	256	C16H32O2	000057-10-3	99
2	n-Hexadecanoic acid	256	C16H32O2	000057-10-3	98
3	Tridecanoic acid	214	C13H26O2	000638-53-9	94
4	Pentadecanoic acid	242	C15H30O2	001002-84-2	90
5	Pentadecanoic acid	242	C15H30O2	001002-84-2	83

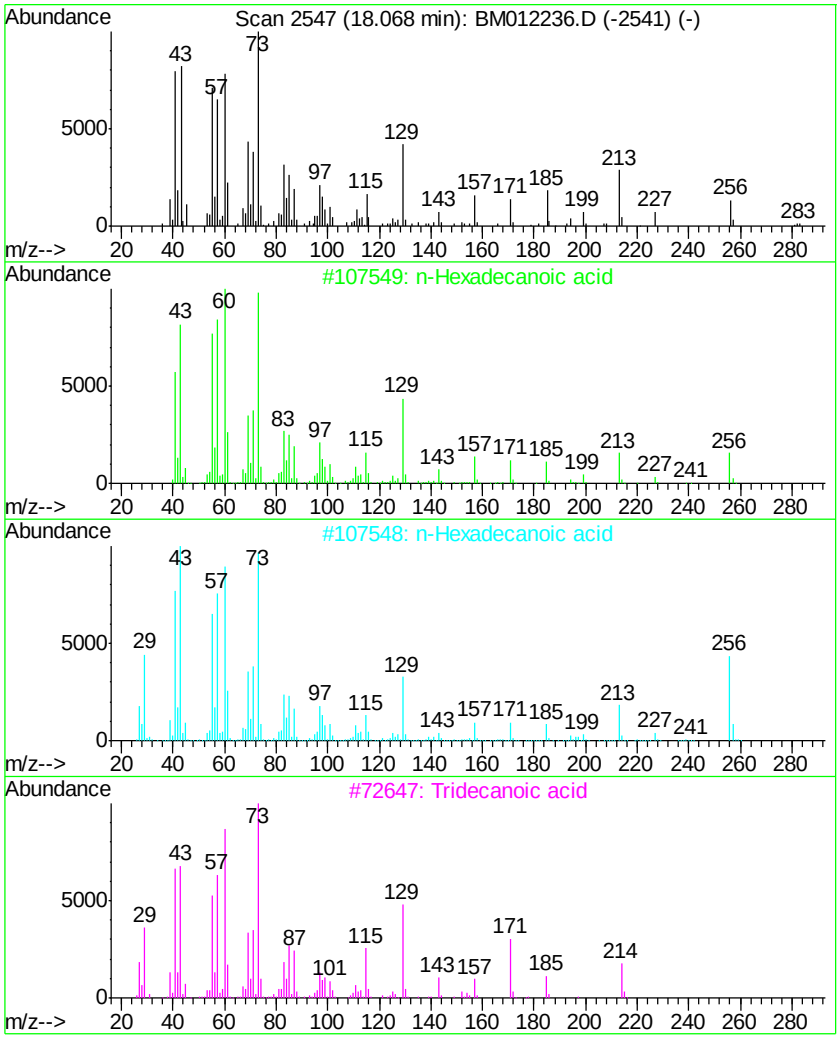

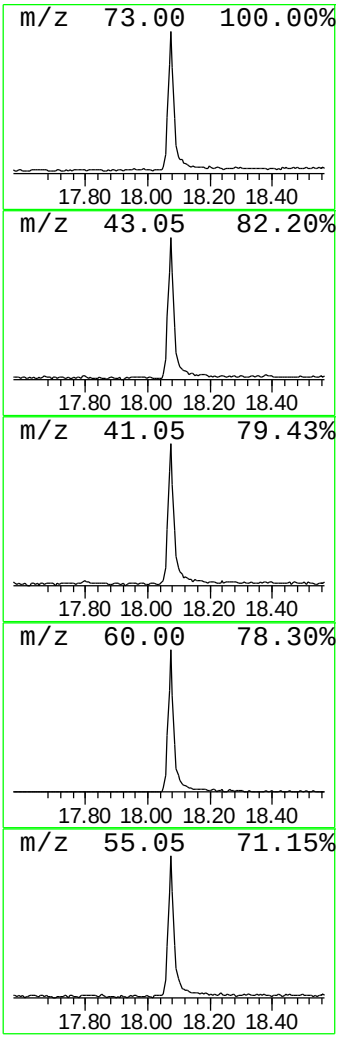

Library Search Compound Report

Data Path : Z:\HPCHEM1\BNA_M\DATA\BM101617\
Data File : BM012236.D
Acq On : 17 Oct 2017 03:34
Operator : SJ/JU
Sample : I5697-04
Misc :
ALS Vial : 21 Sample Multiplier: 1

Instrument :
BNA_M
ClientSampleId :
H0AA3

Quant Method : Z:\HPCHEM1\BNA_M\METHODS\SOM-EPA-BM101217.M
Quant Title : SVOA CALIBRATION

TIC Library : C:\DATABASE\NIST11.L
TIC Integration Parameters: LSCINT.P

****

Peak Number 3 Octadecanoic acid Concentration Rank 3

R.T.	EstConc	Area	Relative to ISTD	R.T.
19.35	3.17 ng/ul	407450	Chrysene-d12	21.38

Hit# of 5	Tentative ID	MW	MolForm	CAS#	Qual
1	Octadecanoic acid	284	C18H36O2	000057-11-4	98
2	Octadecanoic acid	284	C18H36O2	000057-11-4	97
3	Octadecanoic acid	284	C18H36O2	000057-11-4	97
4	Pentadecanoic acid	242	C15H30O2	001002-84-2	93
5	Pentadecanoic acid	242	C15H30O2	001002-84-2	90

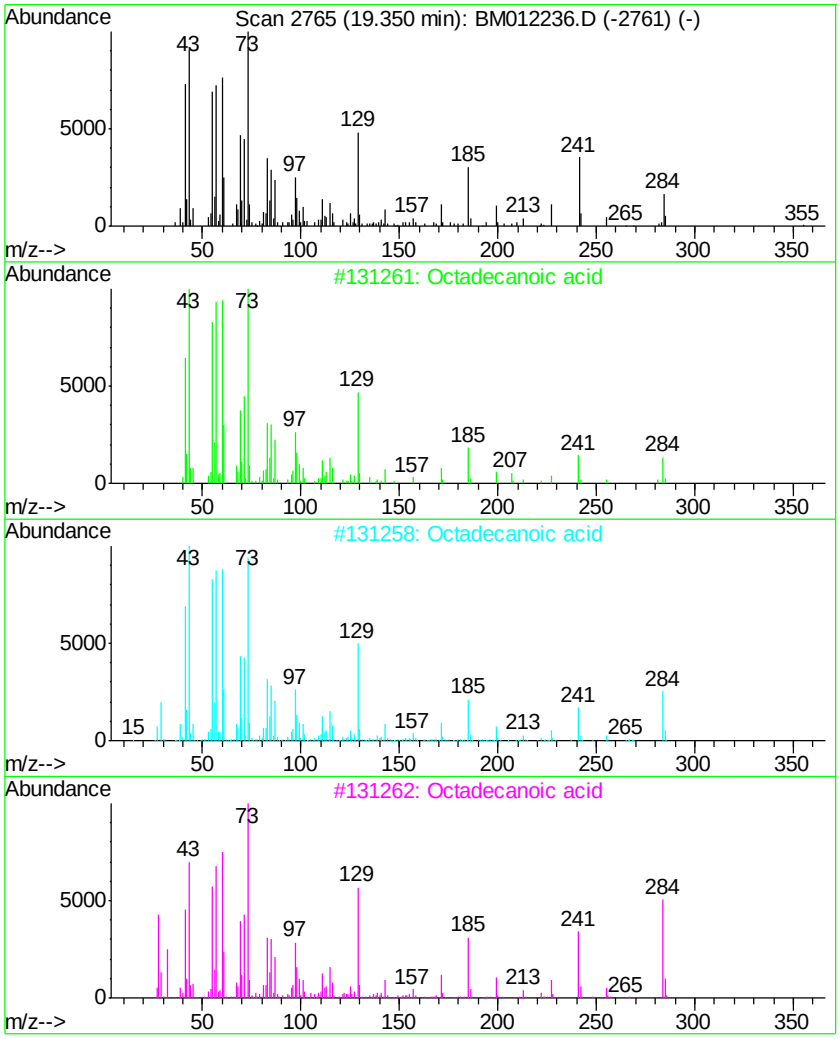

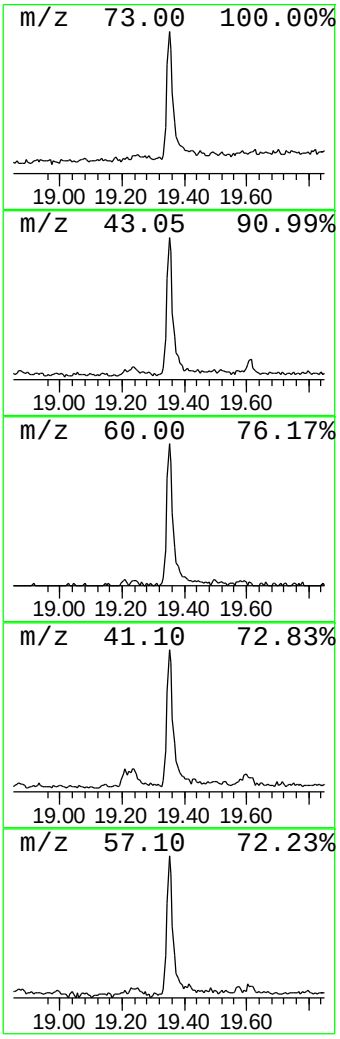

Library Search Compound Report

Data Path : Z:\HPCHEM1\BNA_M\DATA\BM101617\
Data File : BM012236.D
Acq On : 17 Oct 2017 03:34
Operator : SJ/JU
Sample : I5697-04
Misc :
ALS Vial : 21 Sample Multiplier: 1

Instrument :
BNA_M
ClientSampleId :
H0AA3

Quant Method : Z:\HPCHEM1\BNA_M\METHODS\SOM-EPA-BM101217.M
Quant Title : SVOA CALIBRATION

TIC Library : C:\DATABASE\NIST11.L
TIC Integration Parameters: LSCINT.P

****

Peak Number 4 Behenic alcohol Concentration Rank 1

R.T.	EstConc	Area	Relative to ISTD	R.T.
21.06	5.68 ng/ul	729667	Chrysene-d12	21.38

Hit# of 5	Tentative ID	MW	MolForm	CAS#	Qual
1	Behenic alcohol	326	C22H46O	000661-19-8	95
2	Trifluoroacetic acid, pentadecyl...	324	C17H31F3O2	959010-23-2	94
3	1-Heneicosanol	312	C21H44O	015594-90-8	94
4	n-Nonadecanol-1	284	C19H40O	001454-84-8	94
5	n-Tetracosanol-1	354	C24H50O	000506-51-4	93

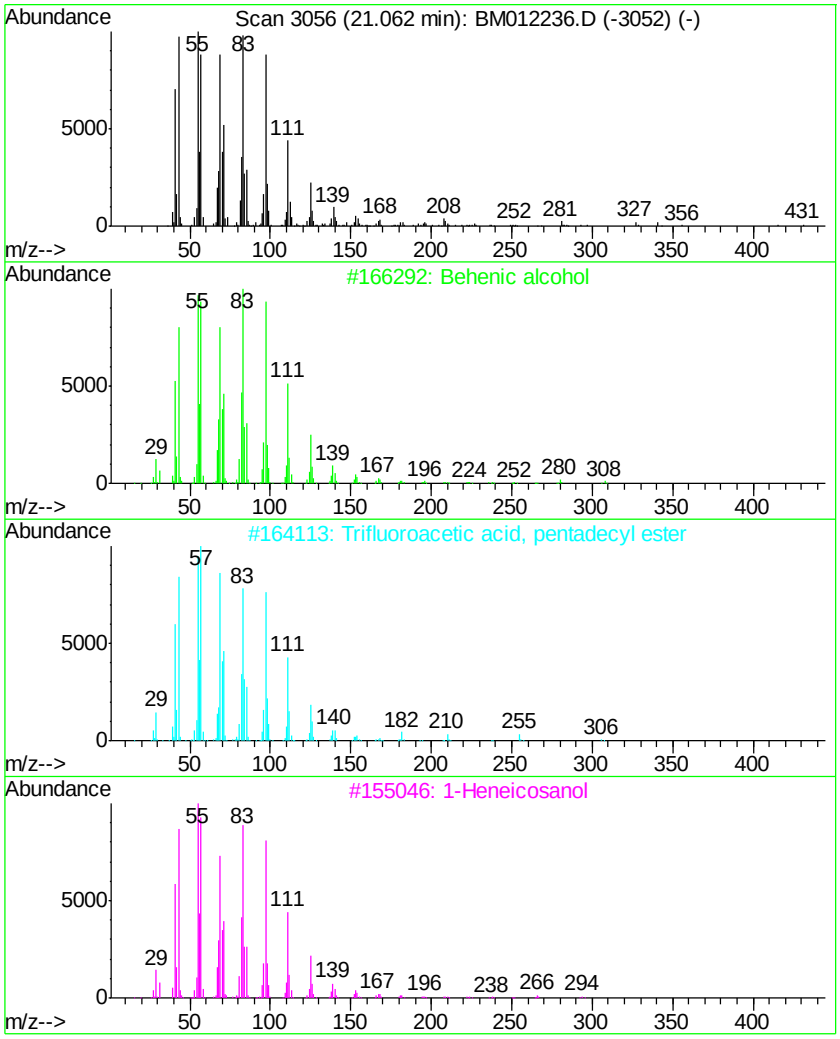

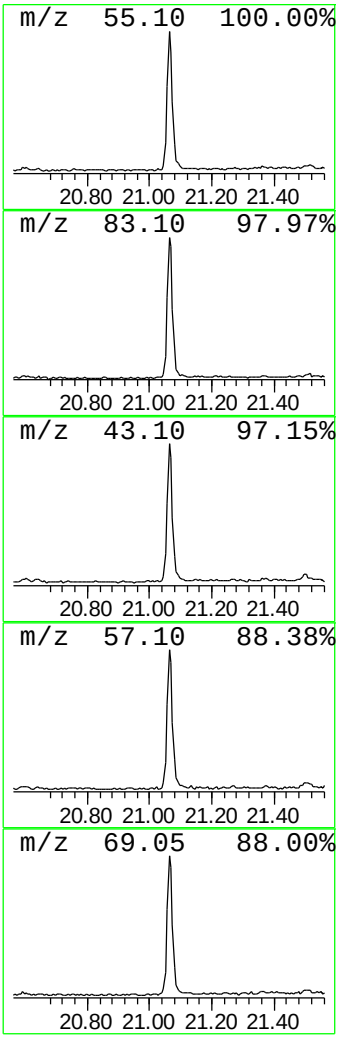

Tentatively Identified Compound (LSC) summary

Data Path : Z:\HPCHEM1\BNA_M\DATA\BM101617\
Data File : BM012236.D
Acq On : 17 Oct 2017 03:34
Operator : SJ/JU
Sample : I5697-04
Misc :
ALS Vial : 21 Sample Multiplier: 1

Instrument :
BNA_M
ClientSampleId :
H0AA3

Quant Method : Z:\HPCHEM1\BNA_M\METHODS\SOM-EPA-BM101217.M
Quant Title : SVOA CALIBRATION

TIC Library : C:\DATABASE\NIST11.L
TIC Integration Parameters: LSCINT.P

TIC Top Hit name	RT	EstConc	Units	Response	Internal Standard #	RT	Resp	Conc
Benzophenone	15.80	2.6	ng/ul	294429	3	14.44	2257900	20.0
n-Hexadecanoic acid	18.07	5.2	ng/ul	730232	4	17.20	2800110	20.0
Octadecanoic acid	19.35	3.2	ng/ul	407450	5	21.38	2568980	20.0
Behenic alcohol	21.06	5.7	ng/ul	729667	5	21.38	2568980	20.0