

Data File : BM017331.D
 Acq On : 24 Oct 2018 23:32
 Operator : MJ/SJ
 Sample : J5598-14
 Misc :
 ALS Vial : 22 Sample Multiplier: 1

Instrument :
 BNA_M
 ClientSampled :
 C0AE2

Quant Time: Oct 25 02:42:04 2018
 Quant Method : Z:\SVOASRV\HPCHEM1\BNA_M\METHODS\SOM-EPA-BM102418MA.M
 Quant Title : SVOA CALIBRATION
 QLast Update : Thu Oct 25 02:39:26 2018
 Response via : Initial Calibration

Internal Standards	R.T.	QIon	Response	Conc	Units	Dev(Min)
1) 1,4-Dichlorobenzene-d4	7.66	152	278833	20.00	ng/ul	0.00
18) Naphthalene-d8	10.43	136	1276037	20.00	ng/ul	0.00
36) Acenaphthene-d10	14.30	164	759815	20.00	ng/ul	0.00
62) Phenanthrene-d10	17.04	188	1825485	20.00	ng/ul	0.00
78) Chrysene-d12	21.24	240	2330675	20.00	ng/ul	0.00
86) Perylene-d12	23.46	264	2574555	20.00	ng/ul	0.00

System Monitoring Compounds

3) 1,4-Dioxane-d8	3.23	96	17091	2.82	ng/uL	0.00
5) Phenol-d5	6.83	99	403365	15.84	ng/ul	0.00
7) Bis-(2-Chloroethyl)ether-d	7.00	67	245564	16.53	ng/ul	0.00
9) 2-Chlorophenol-d4	7.19	132	331162	16.77	ng/ul	0.00
13) 4-Methylphenol-d8	8.36	113	320722	15.93	ng/ul	0.00
19) Nitrobenzene-d5	8.80	128	160214	16.06	ng/ul	0.00
22) 2-Nitrophenol-d4	9.52	143	179831	16.08	ng/ul	0.00
26) 2,4-Dichlorophenol-d3	10.06	165	330997	15.93	ng/ul	0.00
29) 4-Chloroaniline-d4	10.57	131	367062	21.64	ng/ul	0.00
44) Dimethylphthalate-d6	13.72	166	1116857	17.14	ng/ul	0.00
47) Acenaphthylene-d8	13.99	160	1338683	16.92	ng/ul	0.00
52) 4-Nitrophenol-d4	14.52	143	171246	14.07	ng/ul	0.00
58) Fluorene-d10	15.29	176	992364	17.54	ng/ul	0.00
63) 4,6-Dinitro-2-methylphenol	15.42	200	176055	13.84	ng/ul	0.00
71) Anthracene-d10	17.14	188	1641229	18.16	ng/ul	0.00
79) Pyrene-d10	19.45	212	1993612	18.46	ng/ul	0.00
90) Benzo(a)pyrene-d12	23.32	264	2525838	18.58	ng/ul	0.00

Target Compounds

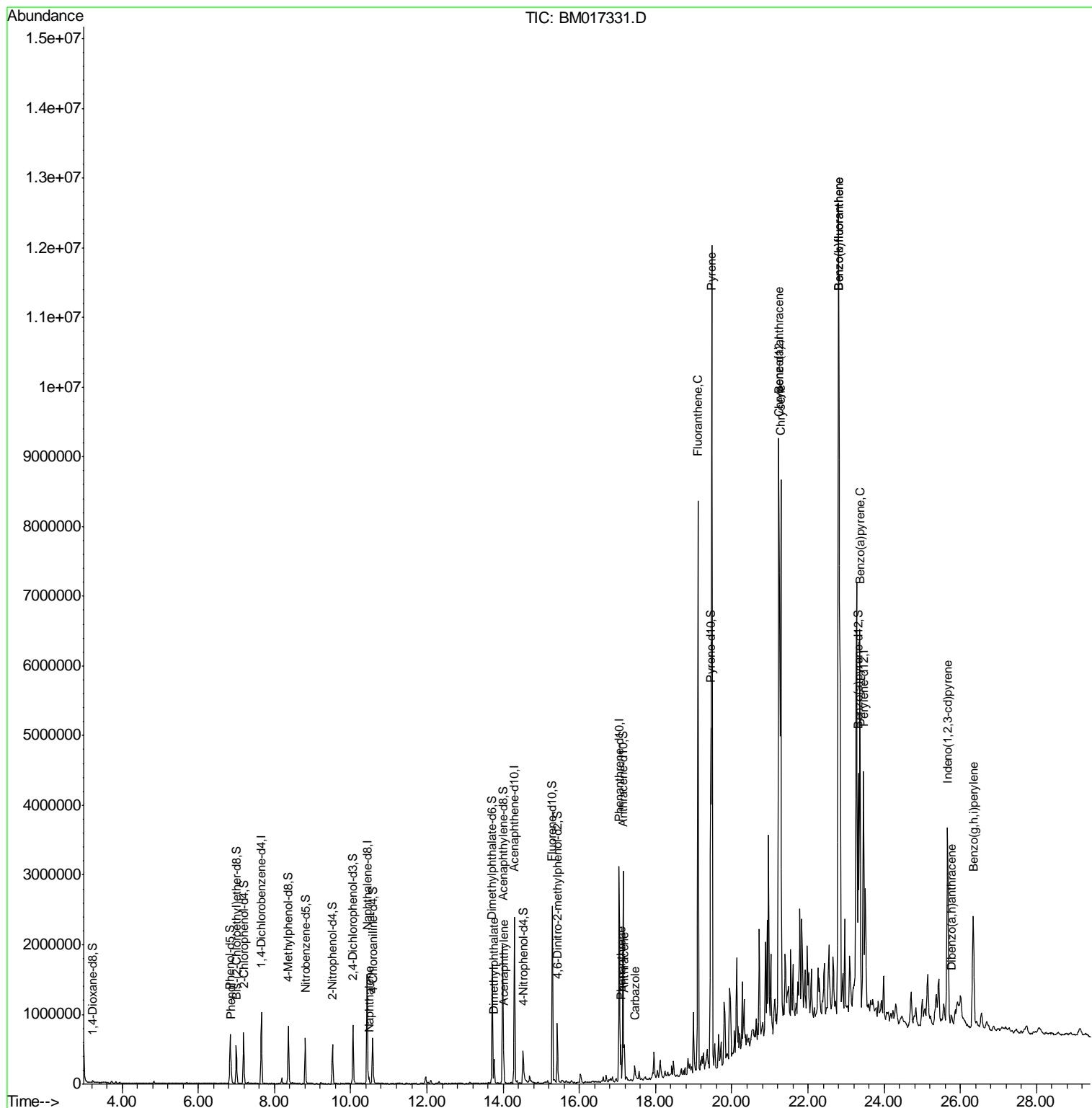
					Qvalue
6) Phenol	6.86	94	110755	4.379	ng/ul 99
28) Naphthalene	10.48	128	72326	1.083	ng/ul 97
45) Dimethylphthalate	13.76	163	224824	3.561	ng/ul 99
48) Acenaphthylene	14.02	152	311428	4.194	ng/ul 99
70) Phenanthrene	17.09	178	309318	2.951	ng/ul 98
72) Anthracene	17.18	178	351470	3.301	ng/ul 99
75) Carbazole	17.46	167	121068	1.300	ng/ul 98
77) Fluoranthene	19.12	202	4950619	41.201	ng/ul 100
80) Pyrene	19.48	202	6994835	51.683	ng/ul 97
83) Benzo(a)anthracene	21.23	228	3991122	27.983	ng/ul 95
85) Chrysene	21.29	228	4989819	36.792	ng/ul 98
88) Benzo(b)fluoranthene	22.81	252	10087548	66.937	ng/ul 98
89) Benzo(k)fluoranthene	22.81	252	10087548	68.526	ng/ul 99
91) Benzo(a)pyrene	23.36	252	3682626	25.013	ng/ul 99
92) Indeno(1,2,3-cd)pyrene	25.67	276	2689680	15.015	ng/ul 96
93) Dibenzo(a,h)anthracene	25.77	278	184561	1.234	ng/ul 94
94) Benzo(g,h,i)perylene	26.34	276	1906060	12.525	ng/ul 99

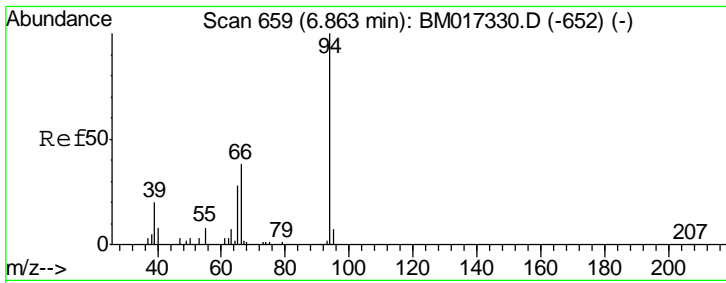
(#) = qualifier out of range (m) = manual integration (+) = signals summed

Data File : BM017331.D
Acq On : 24 Oct 2018 23:32
Operator : MJ/SJ
Sample : J5598-14
Misc :
ALS Vial : 22 Sample Multiplier: 1

Instrument :
BNA_M
Client Sample ID :
C0AE2

Quant Time: Oct 25 02:42:04 2018
Quant Method : Z:\SVOASRV\HPCHEM1\BNA_M\METHODS\SOM-EPA-BM102418MA.M
Quant Title : SVOA CALIBRATION
QLast Update : Thu Oct 25 02:39:26 2018
Response via : Initial Calibration

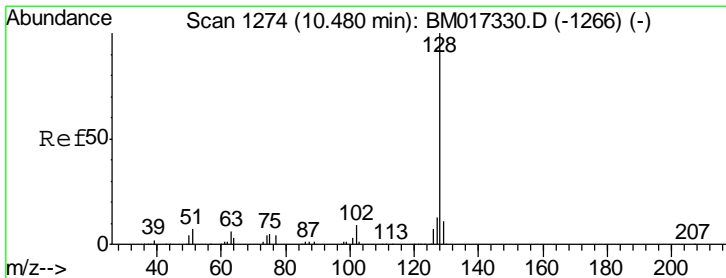
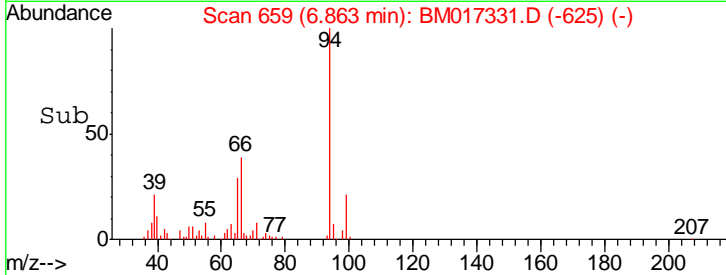
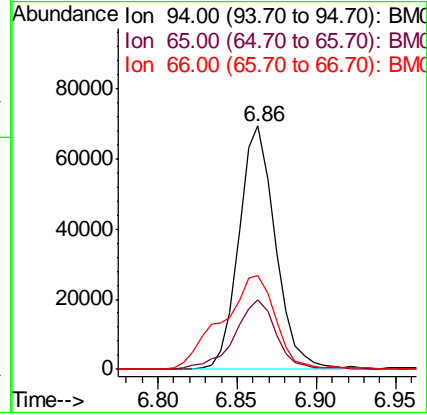
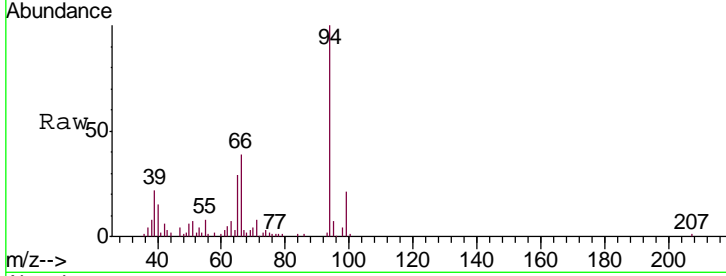




#6
 Phenol
 Concen: 4.379 ng/ul
 RT: 6.86 min Scan# 659
 Delta R.T. 0.00 min
 Lab File: BM017331.D
 Acq: 24 Oct 2018 23:32

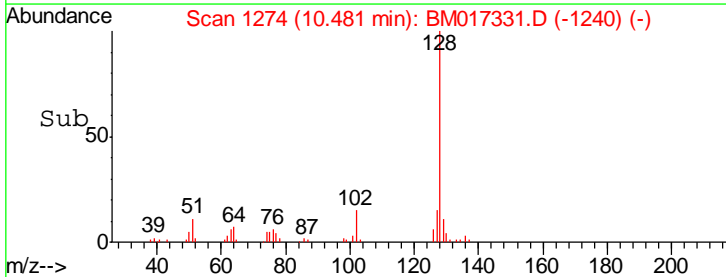
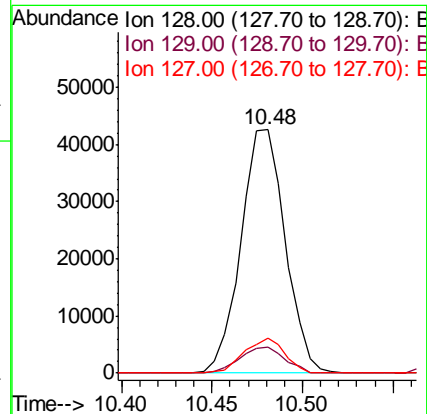
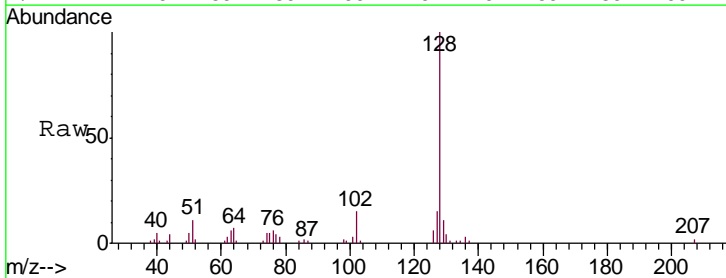
Instrument :
 BNA_M
 ClientSampleID :
 C0AE2

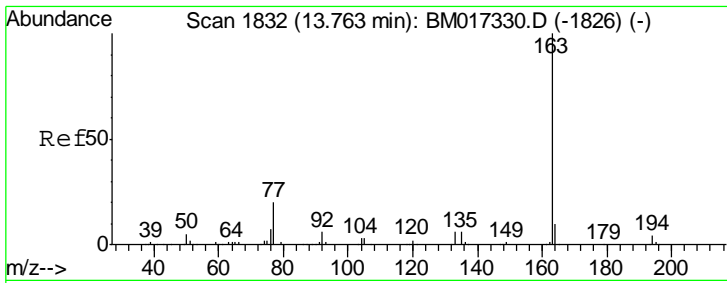
Tgt Ion	Resp	Lower	Upper
94	110755		
65	28.7	24.0	36.0
66	38.6	31.1	46.7



#28
 Naphthalene
 Concen: 1.083 ng/ul
 RT: 10.48 min Scan# 1274
 Delta R.T. 0.00 min
 Lab File: BM017331.D
 Acq: 24 Oct 2018 23:32

Tgt Ion	Resp	Lower	Upper
128	72326		
129	10.5	8.6	12.8
127	14.6	10.3	15.5

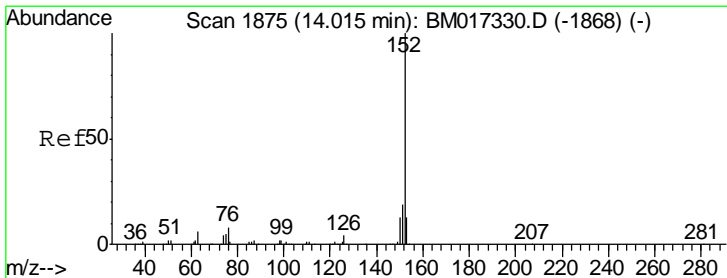
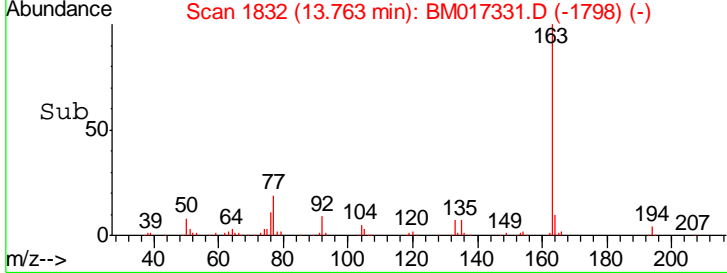
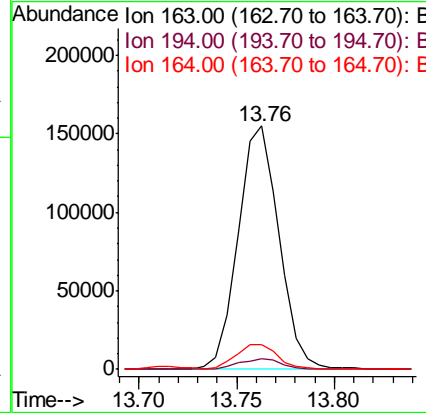
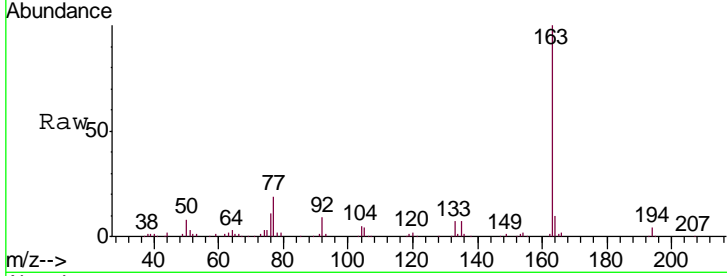




#45
 Dimethylphthalate
 Concen: 3.561 ng/ul
 RT: 13.76 min Scan# 1832
 Delta R.T. 0.00 min
 Lab File: BM017331.D
 Acq: 24 Oct 2018 23:32

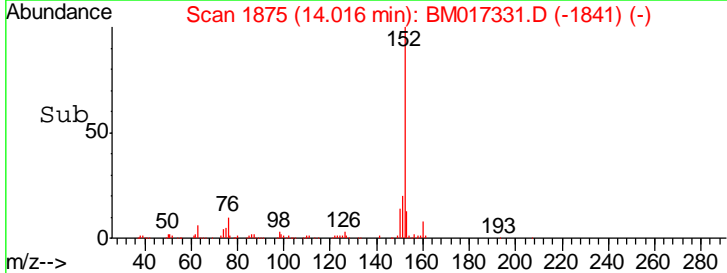
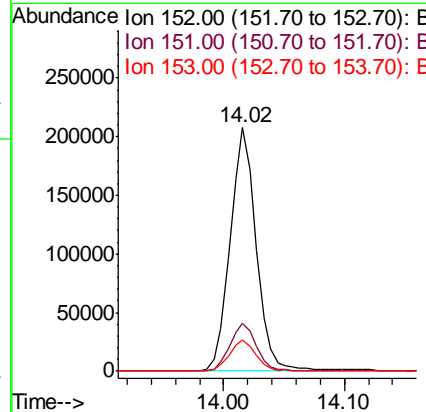
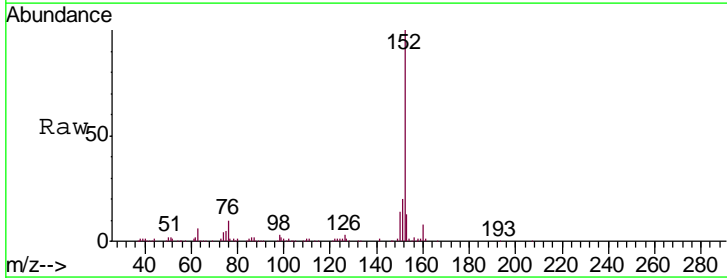
Instrument :
 BNA_M
 ClientSampleID :
 C0AE2

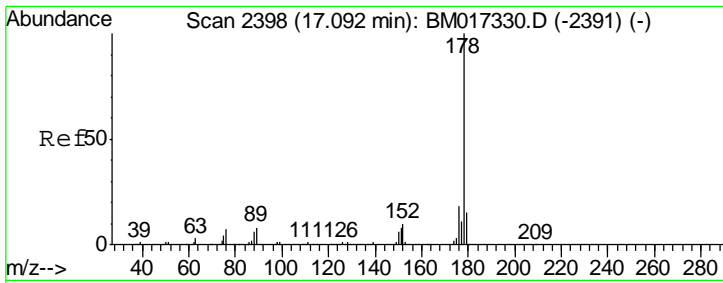
Tgt Ion	Resp	Lower	Upper
163	100		
194	4.3	3.2	4.8
164	10.3	8.1	12.1



#48
 Acenaphthylene
 Concen: 4.194 ng/ul
 RT: 14.02 min Scan# 1875
 Delta R.T. 0.00 min
 Lab File: BM017331.D
 Acq: 24 Oct 2018 23:32

Tgt Ion	Resp	Lower	Upper
152	100		
151	19.6	15.3	22.9
153	12.8	10.2	15.4

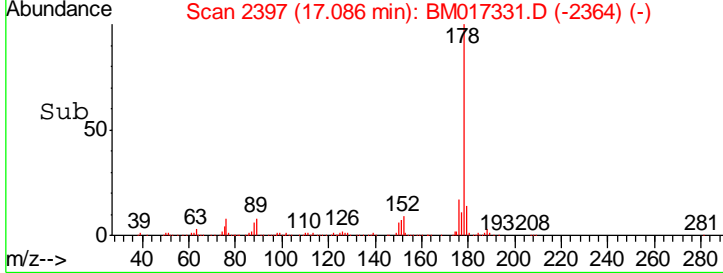
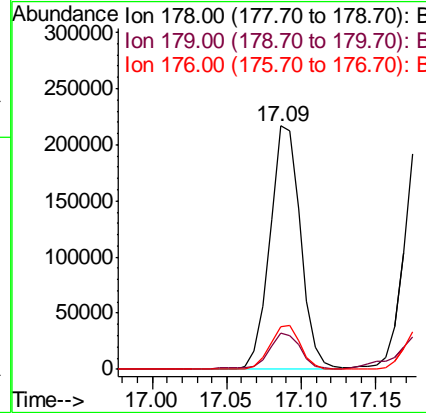
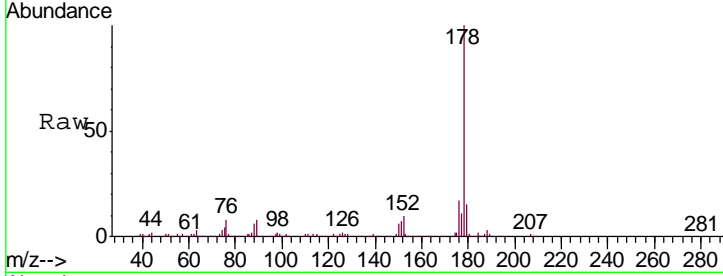




#70
 Phenanthrene
 Concen: 2.951 ng/ul
 RT: 17.09 min Scan# 2397
 Delta R.T. -0.01 min
 Lab File: BM017331.D
 Acq: 24 Oct 2018 23:32

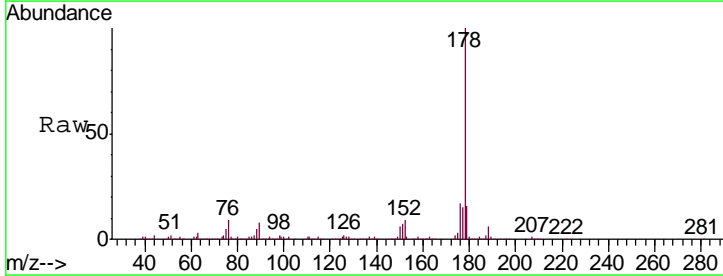
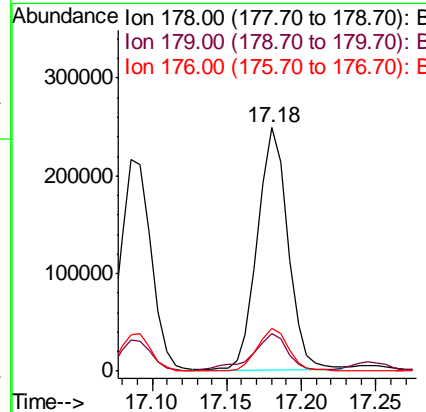
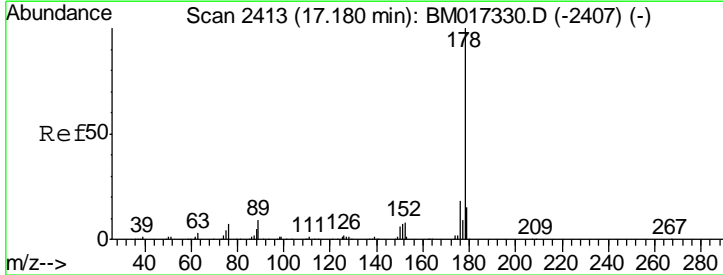
Instrument :
 BNA_M
 ClientSampled :
 C0AE2

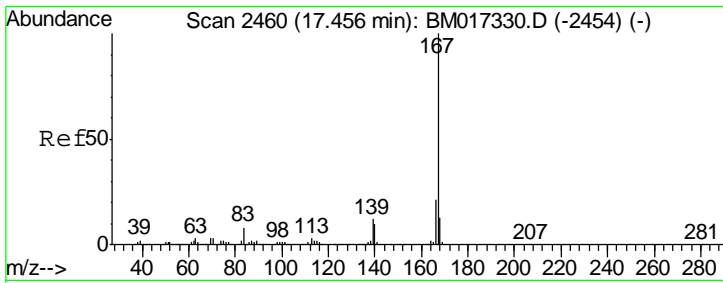
Tgt Ion	Resp	Lower	Upper
178	309318		
179	14.8	12.2	18.2
176	17.4	14.9	22.3



#72
 Anthracene
 Concen: 3.301 ng/ul
 RT: 17.18 min Scan# 2413
 Delta R.T. 0.00 min
 Lab File: BM017331.D
 Acq: 24 Oct 2018 23:32

Tgt Ion	Resp	Lower	Upper
178	351470		
179	15.5	12.2	18.2
176	17.5	14.2	21.2

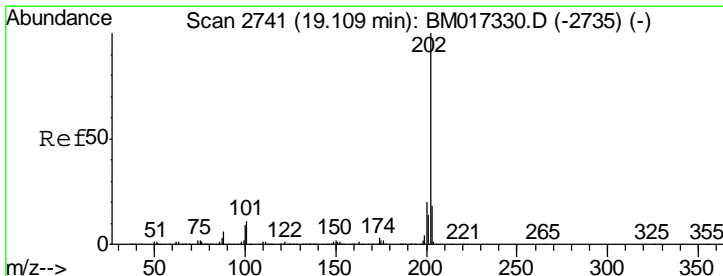
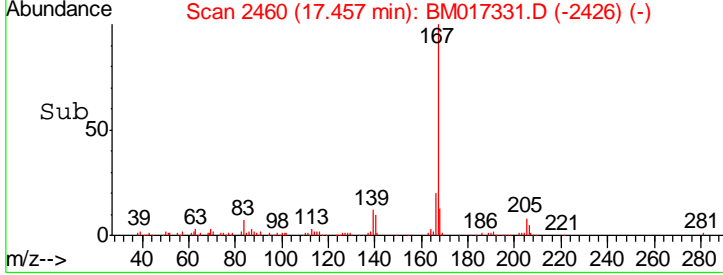
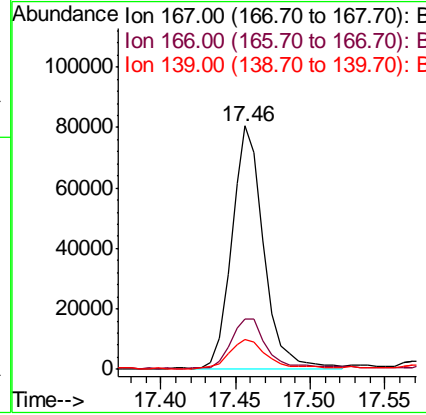
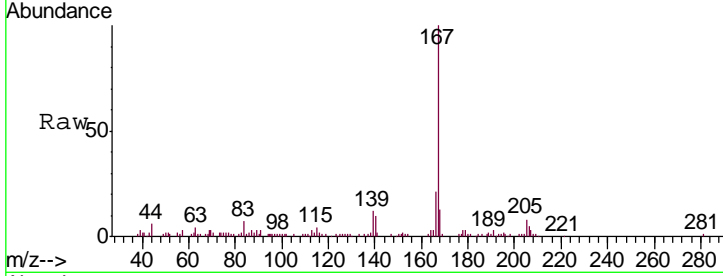




#75
 Carbazole
 Concen: 1.300 ng/ul
 RT: 17.46 min Scan# 2460
 Delta R.T. 0.00 min
 Lab File: BM017331.D
 Acq: 24 Oct 2018 23:32

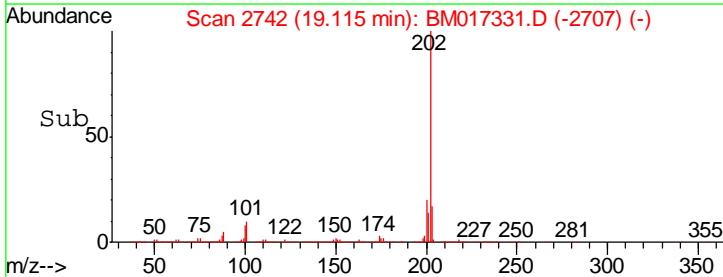
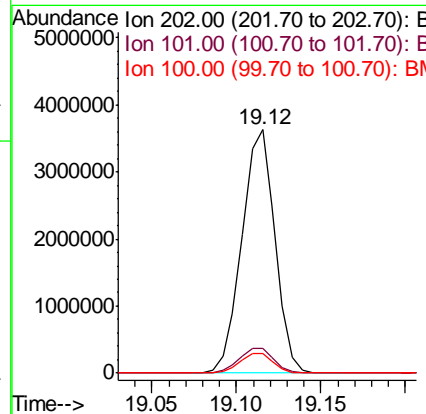
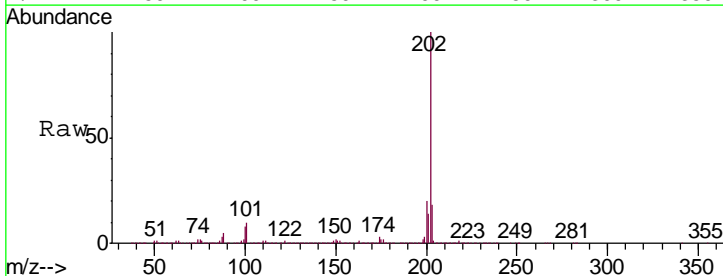
Instrument :
 BNA_M
 ClientSampled :
 C0AE2

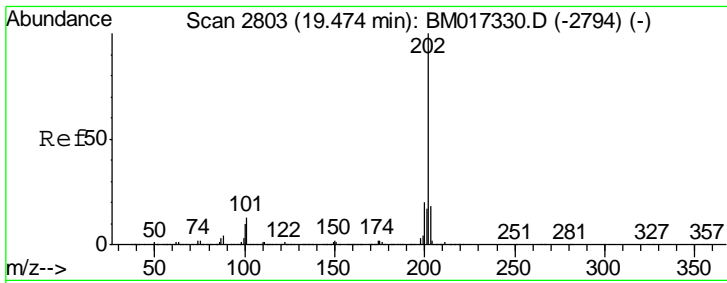
Tgt Ion	Resp	Lower	Upper
167	121068		
166	20.7	17.5	26.3
139	12.4	10.0	15.0



#77
 Fluoranthene
 Concen: 41.201 ng/ul
 RT: 19.12 min Scan# 2742
 Delta R.T. 0.01 min
 Lab File: BM017331.D
 Acq: 24 Oct 2018 23:32

Tgt Ion	Resp	Lower	Upper
202	4950619		
101	10.2	8.2	12.4
100	8.0	6.3	9.5

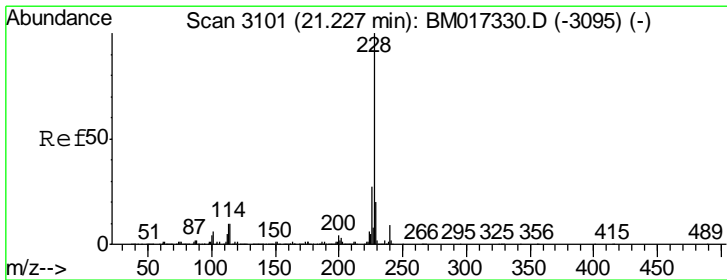
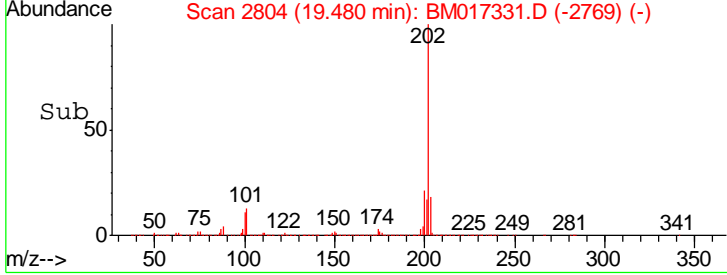
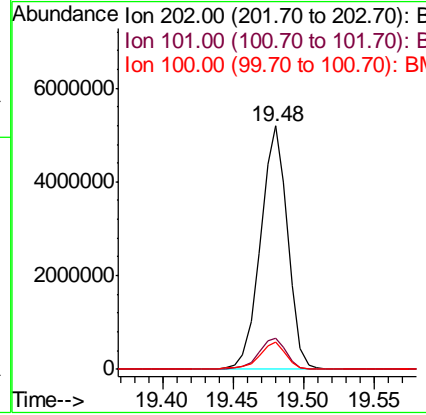
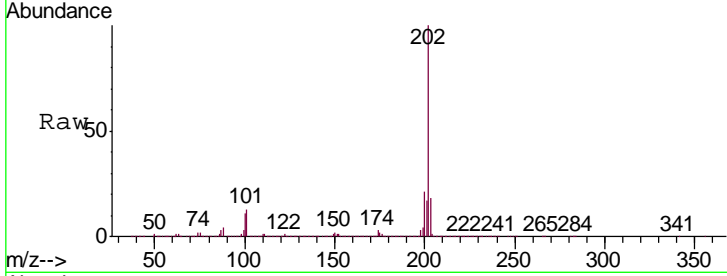




#80
 Pyrene
 Concen: 51.683 ng/ul
 RT: 19.48 min Scan# 2804
 Delta R.T. 0.01 min
 Lab File: BM017331.D
 Acq: 24 Oct 2018 23:32

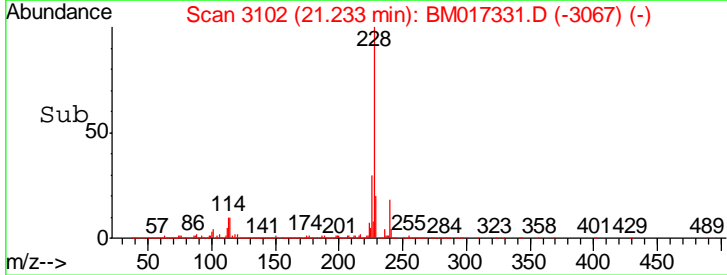
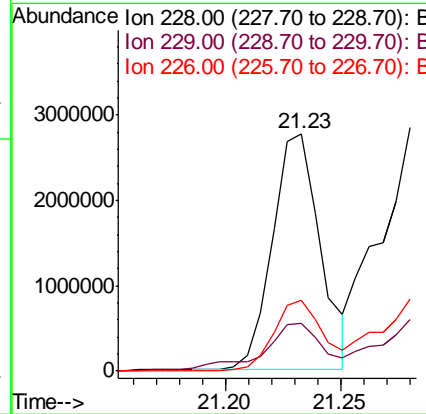
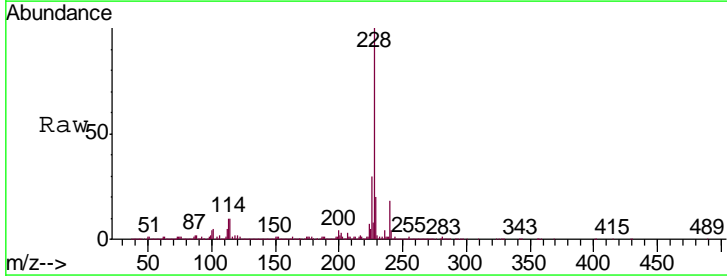
Instrument :
 BNA_M
 ClientSampled :
 COAE2

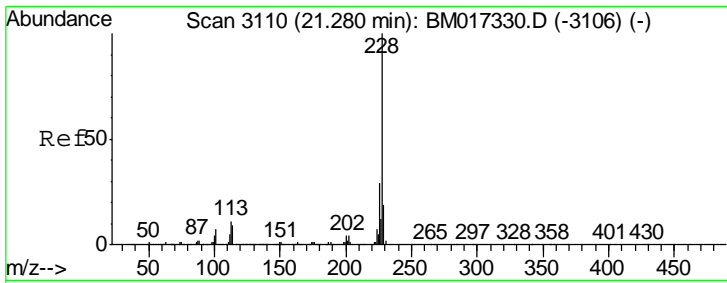
Tgt Ion	Resp	Lower	Upper
202	100		
101	12.9	9.5	14.3
100	11.0	8.1	12.1



#83
 Benzo(a)anthracene
 Concen: 27.983 ng/ul
 RT: 21.23 min Scan# 3102
 Delta R.T. 0.01 min
 Lab File: BM017331.D
 Acq: 24 Oct 2018 23:32

Tgt Ion	Resp	Lower	Upper
228	100		
229	20.2	15.6	23.4
226	30.0	20.8	31.2



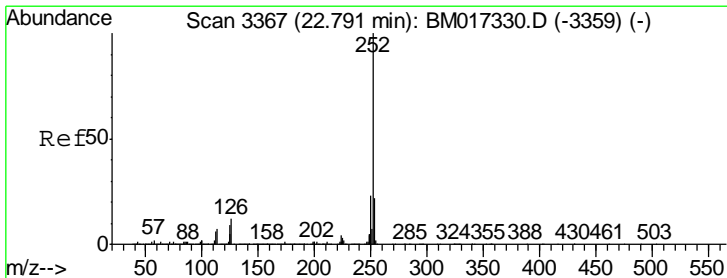
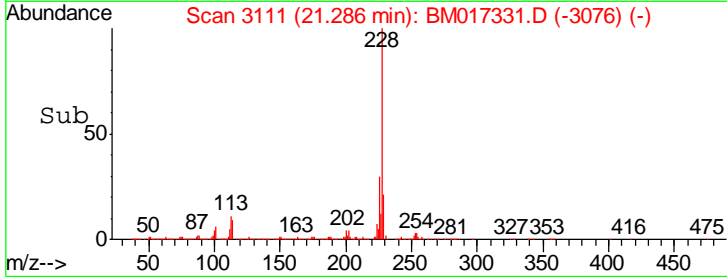
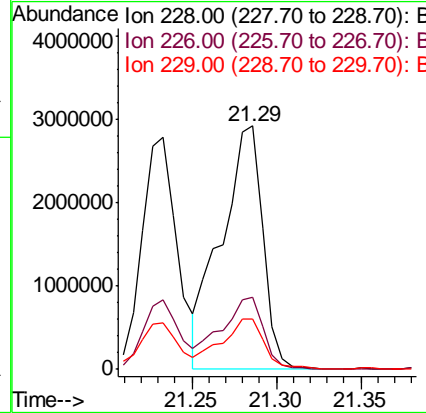
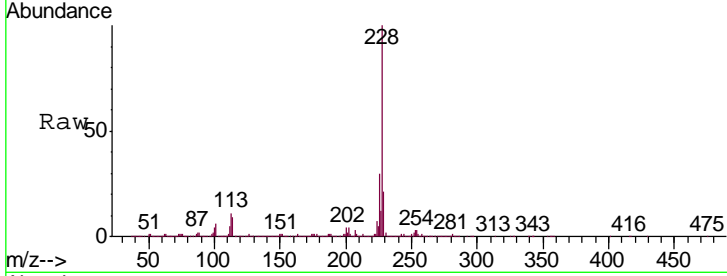


#85
 Chrysene
 Concen: 36.792 ng/ul
 RT: 21.29 min Scan# 3111
 Delta R.T. 0.01 min
 Lab File: BM017331.D
 Acq: 24 Oct 2018 23:32

Instrument :
 BNA_M
 ClientSampled :
 C0AE2

Tgt Ion: 228 Resp: 4989819

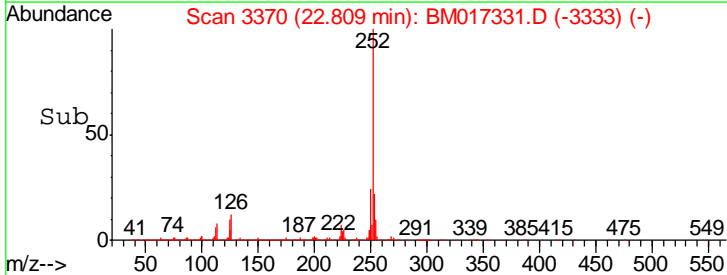
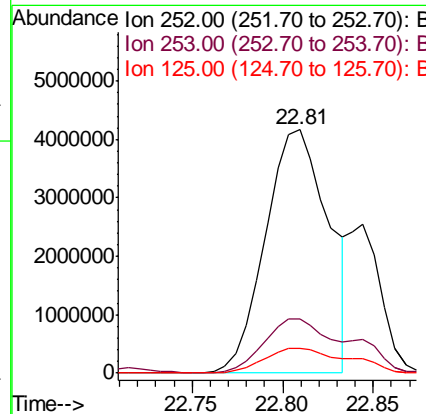
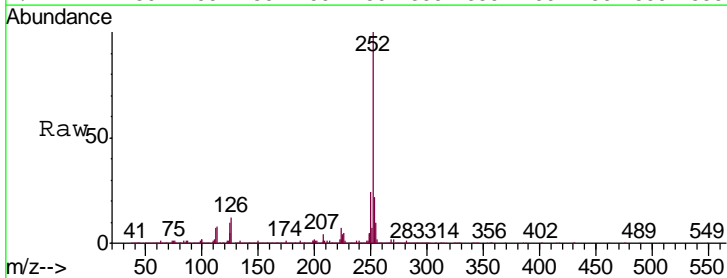
Ion	Ratio	Lower	Upper
228	100		
226	29.7	23.3	34.9
229	20.8	15.6	23.4

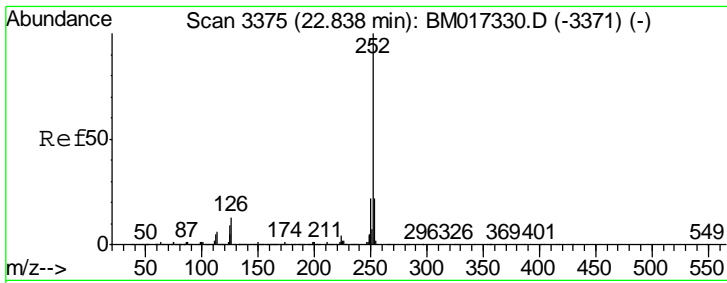


#88
 Benzo(b)fluoranthene
 Concen: 66.937 ng/ul
 RT: 22.81 min Scan# 3370
 Delta R.T. 0.02 min
 Lab File: BM017331.D
 Acq: 24 Oct 2018 23:32

Tgt Ion: 252 Resp: 10087548

Ion	Ratio	Lower	Upper
252	100		
253	22.4	17.6	26.4
125	10.4	7.2	10.8



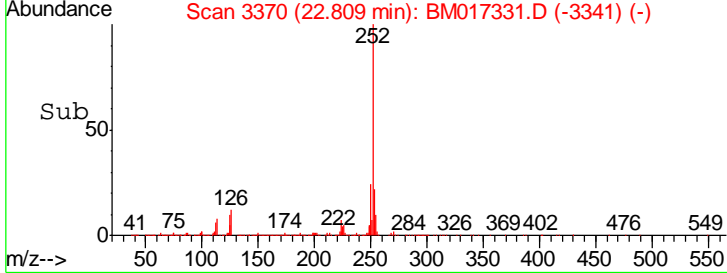
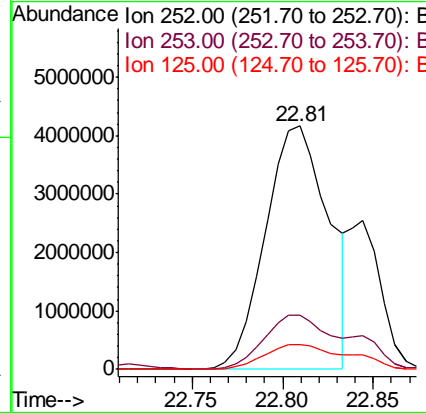
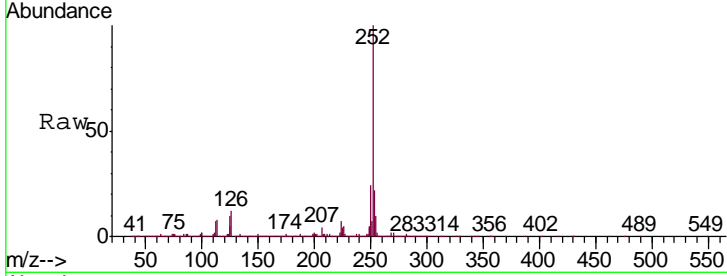


#89
 Benzo(k)fluoranthene
 Concen: 68.526 ng/ul
 RT: 22.81 min Scan# 3370
 Delta R.T. -0.03 min
 Lab File: BM017331.D
 Acq: 24 Oct 2018 23:32

Instrument :
 BNA_M
 ClientSampled :
 C0AE2

Tgt Ion: 252 Resp: 10087548

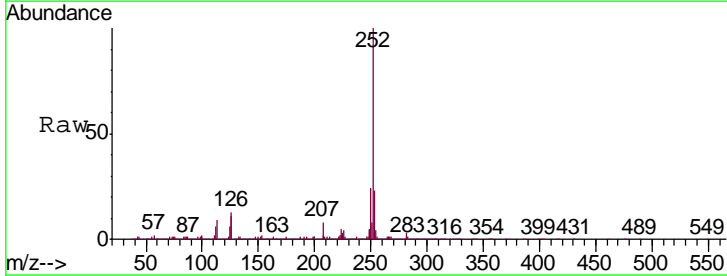
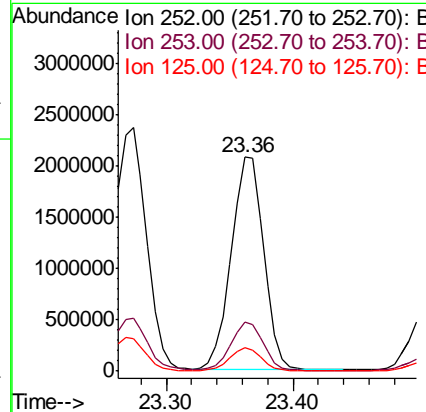
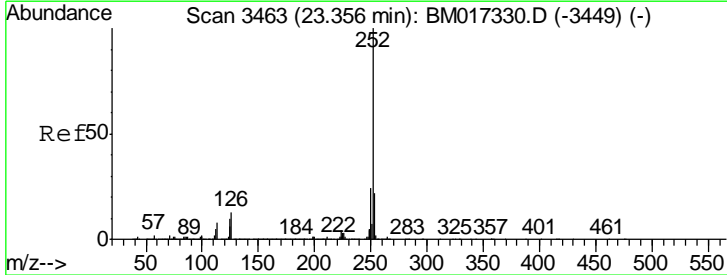
Ion	Ratio	Lower	Upper
252	100		
253	22.4	17.7	26.5
125	10.4	7.8	11.6

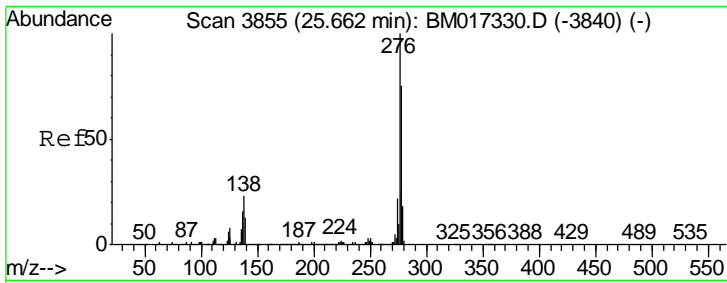


#91
 Benzo(a)pyrene
 Concen: 25.013 ng/ul
 RT: 23.36 min Scan# 3464
 Delta R.T. 0.01 min
 Lab File: BM017331.D
 Acq: 24 Oct 2018 23:32

Tgt Ion: 252 Resp: 3682626

Ion	Ratio	Lower	Upper
252	100		
253	22.8	17.6	26.4
125	10.7	8.3	12.5

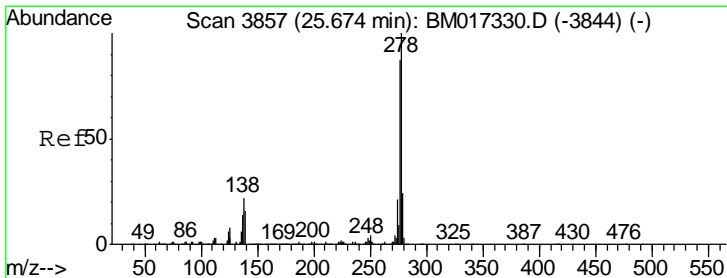
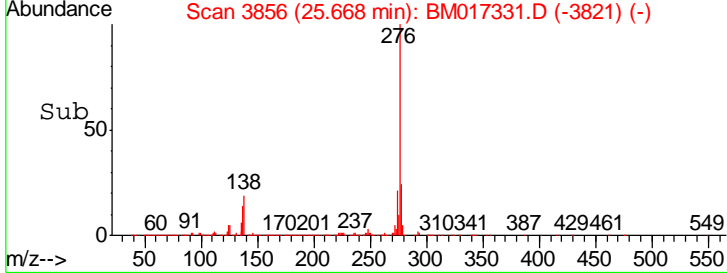
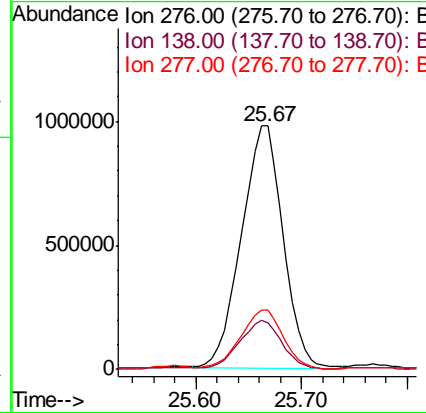
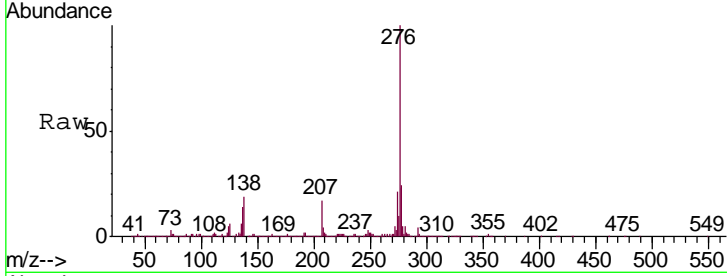




#92
 Indeno(1,2,3-cd)pyrene
 Concen: 15.015 ng/ul
 RT: 25.67 min Scan# 3856
 Delta R.T. 0.01 min
 Lab File: BM017331.D
 Acq: 24 Oct 2018 23:32

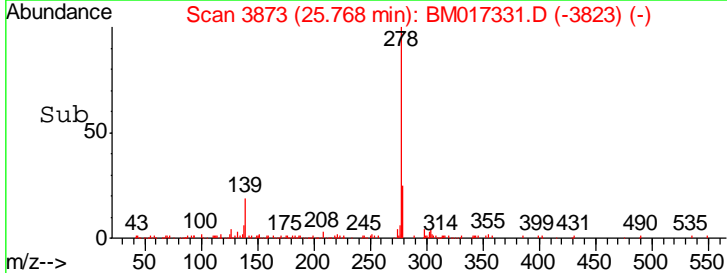
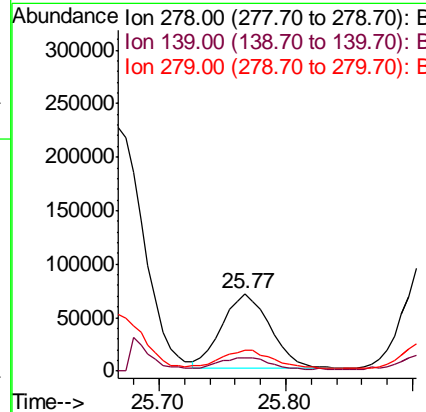
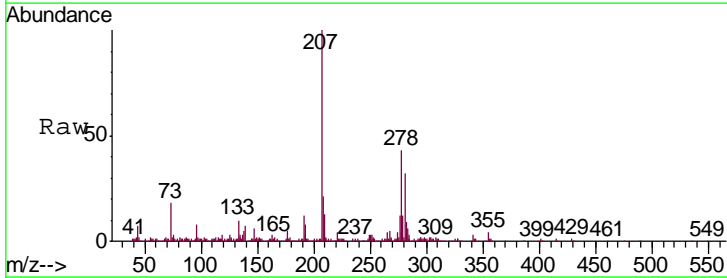
Instrument :
 BNA_M
 ClientSampled :
 C0AE2

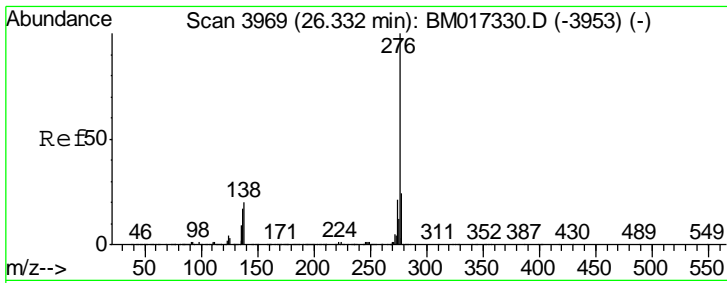
Tgt Ion	Resp	Lower	Upper
276	2689680		
138	19.1	18.1	27.1
277	24.2	19.6	29.4



#93
 Dibenzo(a,h)anthracene
 Concen: 1.234 ng/ul
 RT: 25.77 min Scan# 3873
 Delta R.T. 0.09 min
 Lab File: BM017331.D
 Acq: 24 Oct 2018 23:32

Tgt Ion	Resp	Lower	Upper
278	184561		
139	17.0	12.7	19.1
279	27.5	19.0	28.4





#94

Benzo(g,h,i)perylene
 Concen: 12.525 ng/ul
 RT: 26.34 min Scan# 3970
 Delta R.T. 0.01 min
 Lab File: BM017331.D
 Acq: 24 Oct 2018 23:32

Instrument :
 BNA_M
 ClientSampleId :
 C0AE2

Tgt Ion: 276 Resp: 1906060

Ion	Ratio	Lower	Upper
276	100		
138	19.8	16.6	25.0
277	23.5	18.9	28.3

