LSC Area Percent Report

Data Path : Z:\SVOASRV\HPCHEM1\BNA M\DATA\BM120218\
Data File : BM017857.D
Acq On : 01 Dec 2018 15:20
Operator : JU/SJ
Sample : J6134-02
Misc :
ALS Vial : 7 Sample Multiplier: 1

Instrument :
BNA_M
ClientSampleId :
MW-6

Integration Parameters: rteint.p
Integrator: RTE
Smoothing : ON Filtering: 5
Sampling : 1 Min Area: 3 % of largest Peak
Start Thrs: 0.2 Max Peaks: 100
Stop Thrs : 0 Peak Location: TOP

If leading or trailing edge < 100 prefer < Baseline drop else tangent >
Peak separation: 5

Method : Z:\SVOASRV\HPCHEM1\BNA_M\METHODS\8270-BM111218.M
Title : ASP BNA STANDARDS FOR 5 POINT CALIBRATION

Signal : TIC

peak #	R.T. min	first scan	max scan	last scan	PK TY	peak height	corr. area	corr. % max.	% of total
1	5.211	372	378	391	rBV	1509942	2251578	21.78%	3.967%
2	6.769	636	643	655	rBV	909855	1574377	15.23%	2.774%
3	7.122	695	703	714	rBV	2991576	4809980	46.53%	8.475%
4	7.581	775	781	789	rBV	816435	1282531	12.41%	2.260%
5	7.899	827	835	845	rBV	2682770	4433329	42.89%	7.811%
6	8.740	968	978	994	rBV	2144721	3731980	36.10%	6.576%
7	10.351	1244	1252	1273	rBV	986611	1804202	17.45%	3.179%
8	12.839	1668	1675	1689	rBV	5698450	8582573	83.02%	15.122%
9	14.228	1904	1911	1929	rBV2	1513571	2422235	23.43%	4.268%
10	15.728	2160	2166	2182	rBV	4181570	6388638	61.80%	11.256%
11	16.986	2373	2380	2395	rBV	1801918	2648001	25.62%	4.666%
12	17.898	2529	2535	2544	rBV	348090	561984	5.44%	0.990%
13	19.186	2749	2754	2763	rBV	337109	488983	4.73%	0.862%
14	19.633	2824	2830	2841	rBV	8454907	10337378	100.00%	18.214%
15	20.915	3044	3048	3056	rBV2	200367	335412	3.24%	0.591%
16	21.186	3089	3094	3106	rBV	1638455	2354432	22.78%	4.148%
17	21.774	3191	3194	3198	rBV	103168	133693	1.29%	0.236%
18	22.227	3268	3271	3276	rVB2	142401	168103	1.63%	0.296%
19	22.715	3351	3354	3362	rVB	137933	184576	1.79%	0.325%
20	23.262	3443	3447	3452	rVB	124532	192610	1.86%	0.339%
21	23.368	3459	3465	3477	rBV	1100362	2068962	20.01%	3.645%

Sum of corrected areas: 56755557

LSC Report - Integrated Chromatogram

Data Path : Z:\SVOASRV\HPCHEM1\BNA M\DATA\BM120218\
Data File : BM017857.D
Acq On : 01 Dec 2018 15:20
Operator : JU/SJ
Sample : J6134-02
Misc :
ALS Vial : 7 Sample Multiplier: 1

Instrument :
BNA_M
ClientSampleId :
MW-6

Quant Method : Z:\SVOASRV\HPCHEM1\BNA_M\METHODS\8270-BM111218.M
Quant Title : ASP BNA STANDARDS FOR 5 POINT CALIBRATION

TIC Library : C:\DATABASE\NIST02.L
TIC Integration Parameters: LSCINT.P

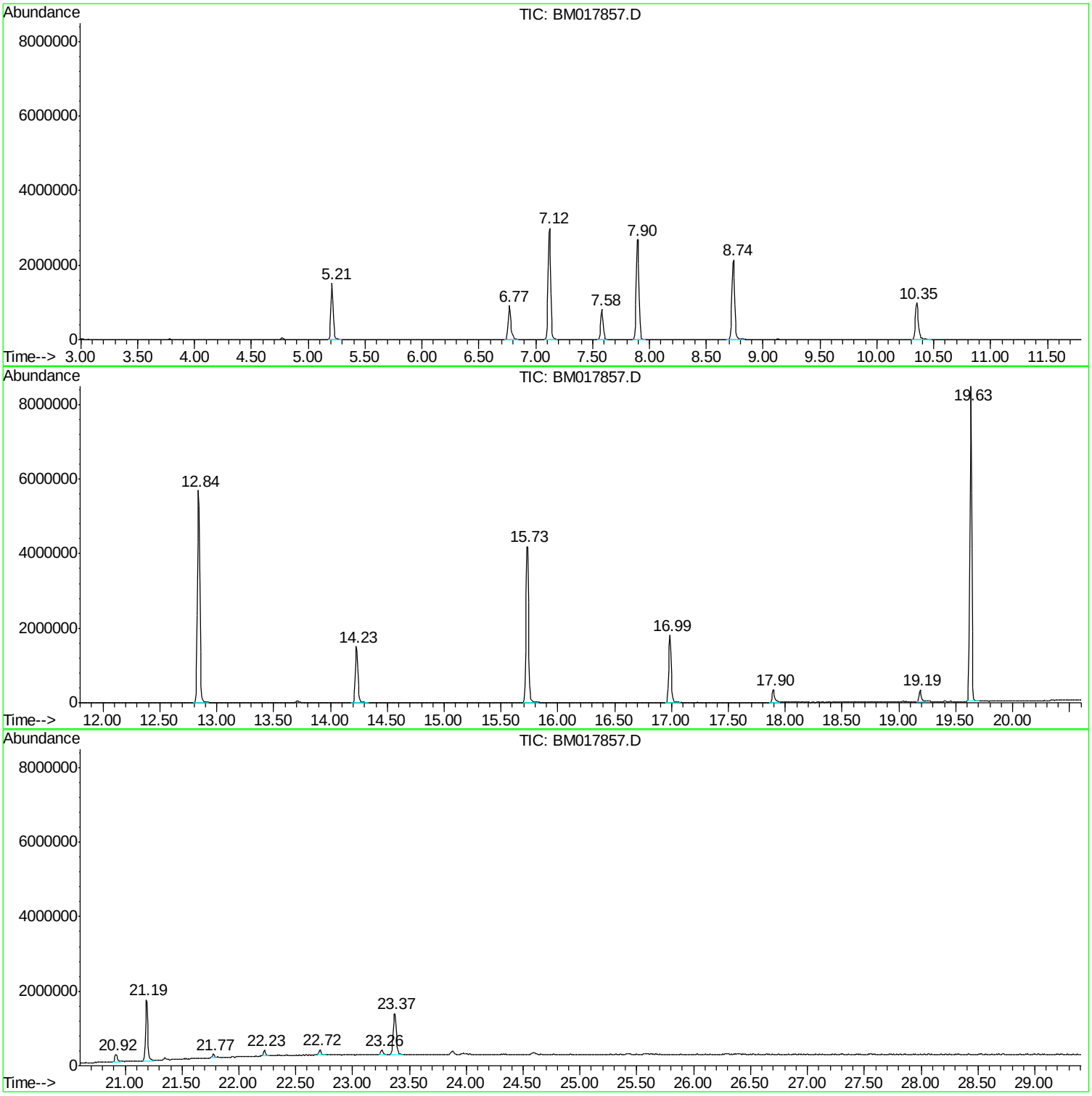

Library Search Compound Report

Data Path : Z:\SVOASRV\HPCHEM1\BNA M\DATA\BM120218\
Data File : BM017857.D
Acq On : 01 Dec 2018 15:20
Operator : JU/SJ
Sample : J6134-02
Misc :
ALS Vial : 7 Sample Multiplier: 1

Instrument :
BNA_M
ClientSampleId :
MW-6

Quant Method : Z:\SVOASRV\HPCHEM1\BNA_M\METHODS\8270-BM111218.M
Quant Title : ASP BNA STANDARDS FOR 5 POINT CALIBRATION

TIC Library : C:\DATABASE\NIST02.L
TIC Integration Parameters: LSCINT.P

****

Peak Number 1 unknown7.12 Concentration Rank 1

R.T.	EstConc	Area	Relative to ISTD	R.T.
7.12	75.01 ng	4809980	1,4-Dichlorobenzene-d4	7.58

Hit# of 5	Tentative ID	MW	MolForm	CAS#	Qual
1	3-Chloro-6-fluoro-pyrazine	132	C4H2ClFN2	1000146-10-7	27
2	1H-Benzimidazole, 2-methyl-	132	C8H8N2	000615-15-6	22
3	5-Fluoro-2-chloropyrimidine	132	C4H2ClFN2	062802-42-0	12
4	(5-METHYL-2-PYRIDYL)ACETONITRILE	132	C8H8N2	1000241-93-9	10
5	Imidazole, 4,5-dicyano-1-methyl-	132	C6H4N4	019485-35-9	9

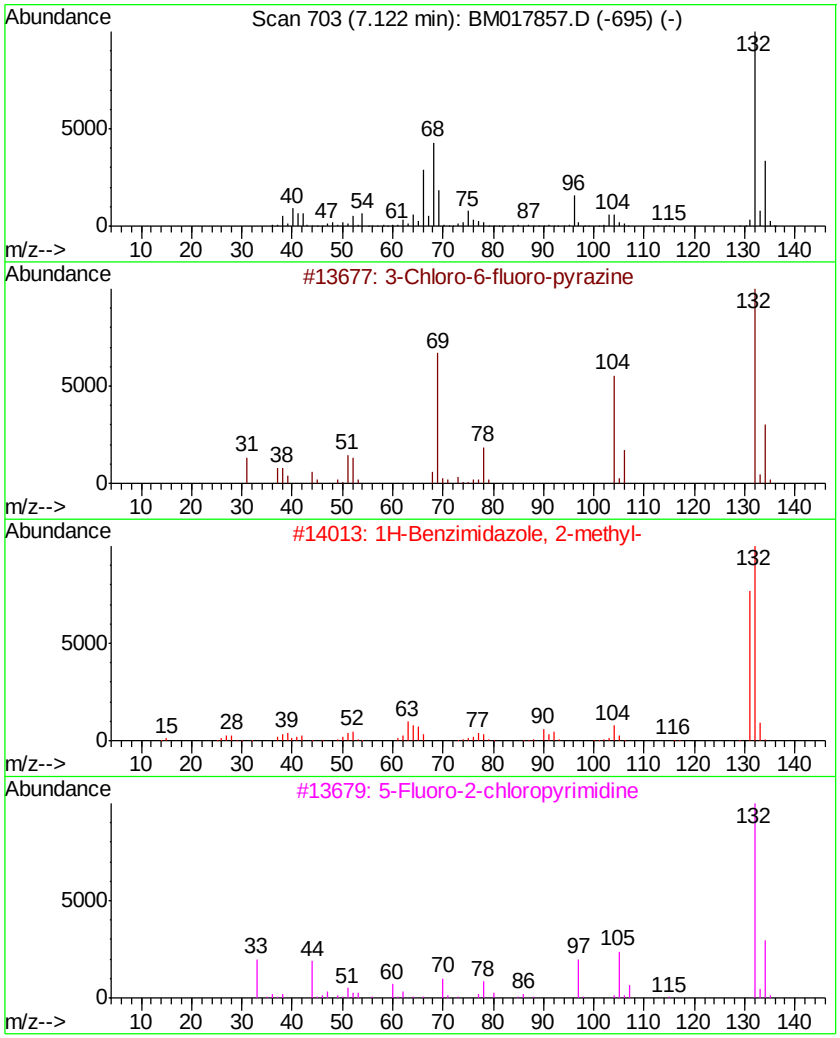

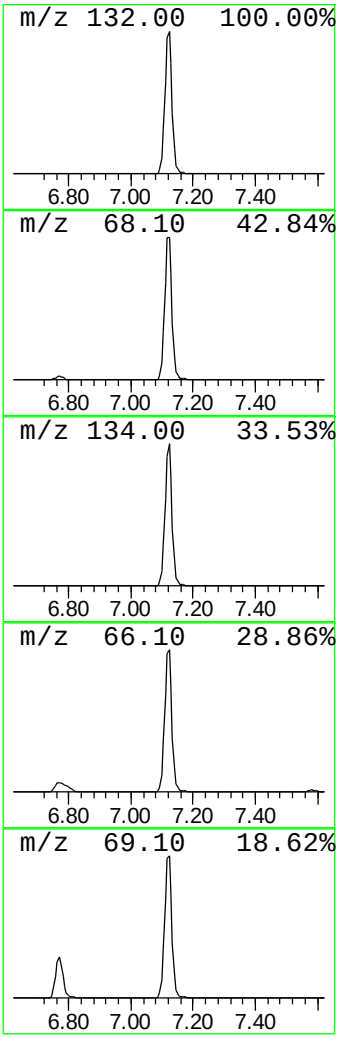

Library Search Compound Report

Data Path : Z:\SVOASRV\HPCHEM1\BNA M\DATA\BM120218\
Data File : BM017857.D
Acq On : 01 Dec 2018 15:20
Operator : JU/SJ
Sample : J6134-02
Misc :
ALS Vial : 7 Sample Multiplier: 1

Instrument :
BNA_M
ClientSampleId :
MW-6

Quant Method : Z:\SVOASRV\HPCHEM1\BNA_M\METHODS\8270-BM111218.M
Quant Title : ASP BNA STANDARDS FOR 5 POINT CALIBRATION

TIC Library : C:\DATABASE\NIST02.L
TIC Integration Parameters: LSCINT.P

****

Peak Number 3 n-Hexadecanoic acid Concentration Rank 3

R.T.	EstConc	Area	Relative to ISTD	R.T.
17.90	4.24 ng	561984	Phenanthrene-d10	16.99

Hit# of 5	Tentative ID	MW	MolForm	CAS#	Qual
1	n-Hexadecanoic acid	256	C16H32O2	000057-10-3	98
2	Tridecanoic acid	214	C13H26O2	000638-53-9	76
3	Tetradecanoic acid	228	C14H28O2	000544-63-8	64
4	n-Decanoic acid	172	C10H20O2	000334-48-5	50
5	Pentadecanoic acid	242	C15H30O2	001002-84-2	46

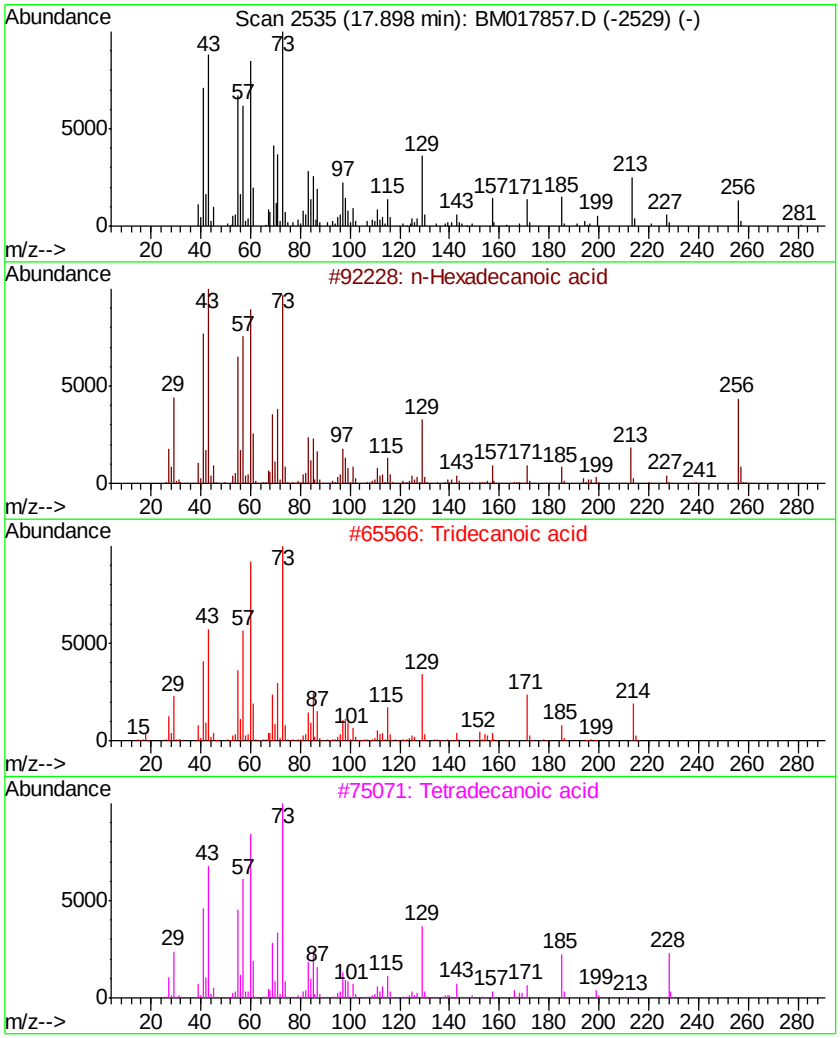

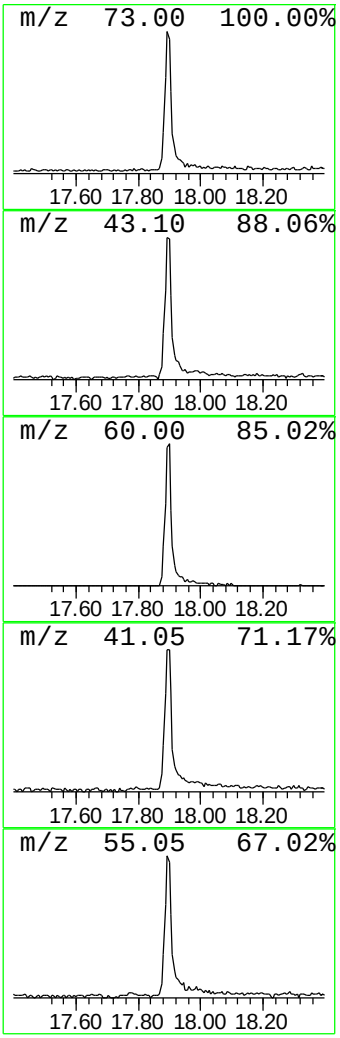

Library Search Compound Report

Data Path : Z:\SVOASRV\HPCHEM1\BNA M\DATA\BM120218\
Data File : BM017857.D
Acq On : 01 Dec 2018 15:20
Operator : JU/SJ
Sample : J6134-02
Misc :
ALS Vial : 7 Sample Multiplier: 1

Instrument :
BNA_M
ClientSampleId :
MW-6

Quant Method : Z:\SVOASRV\HPCHEM1\BNA_M\METHODS\8270-BM111218.M
Quant Title : ASP BNA STANDARDS FOR 5 POINT CALIBRATION

TIC Library : C:\DATABASE\NIST02.L
TIC Integration Parameters: LSCINT.P

****

Peak Number 4 Octadecanoic acid Concentration Rank 4

R.T.	EstConc	Area	Relative to ISTD	R.T.
19.19	4.15 ng	488983	Chrysene-d12	21.19

Hit# of 5	Tentative ID	MW	MolForm	CAS#	Qual
1	Octadecanoic acid	284	C18H36O2	000057-11-4	97
2	Tetradecanoic acid	228	C14H28O2	000544-63-8	87
3	Octadecanoic acid, 2-(2-hydroxye...	372	C22H44O4	000106-11-6	72
4	n-Decanoic acid	172	C10H20O2	000334-48-5	58
5	Pentadecanoic acid	242	C15H30O2	001002-84-2	53

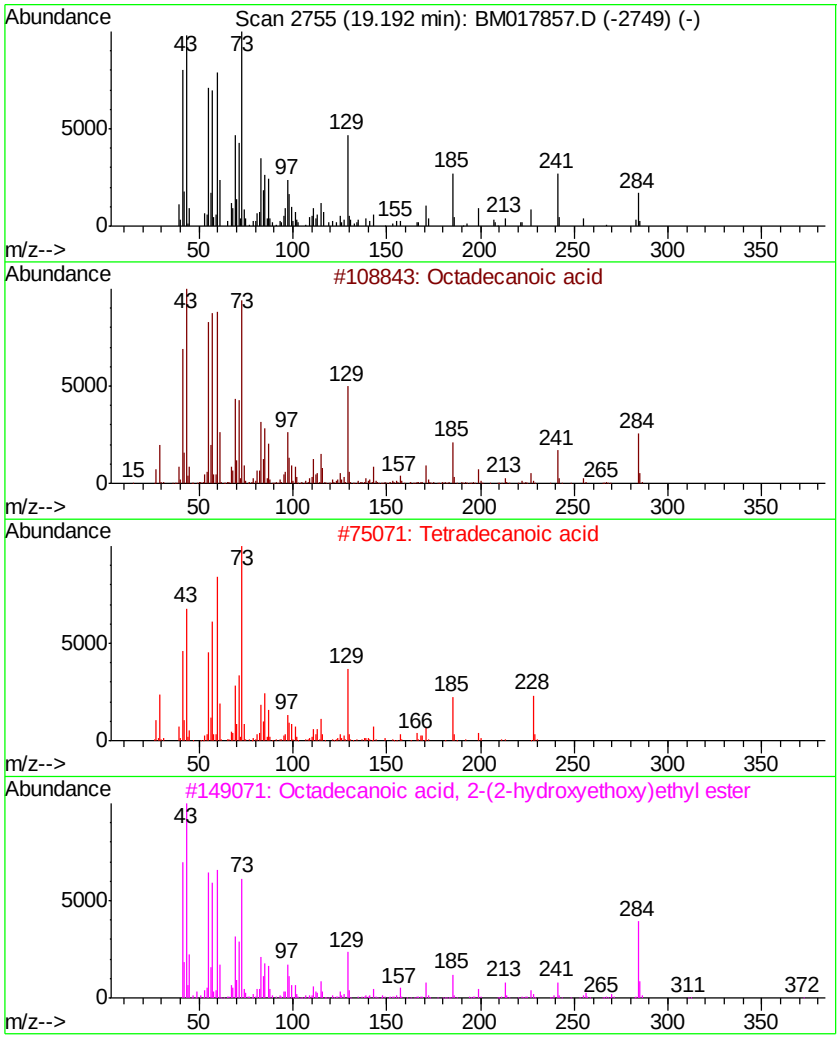

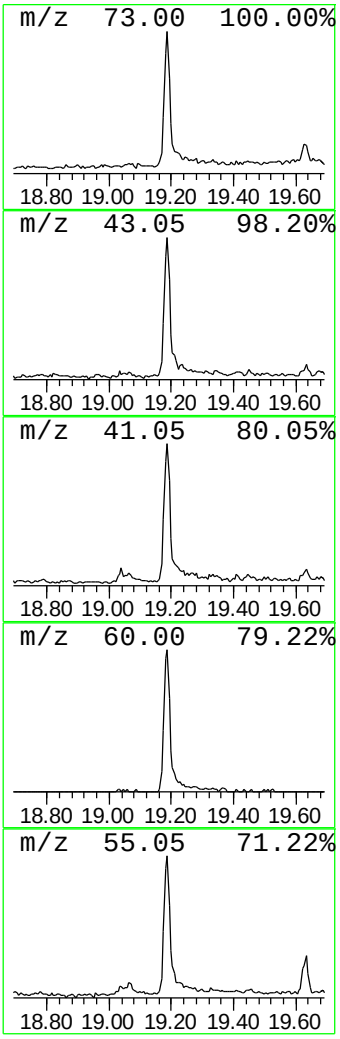

Library Search Compound Report

Data Path : Z:\SVOASRV\HPCHEM1\BNA M\DATA\BM120218\
Data File : BM017857.D
Acq On : 01 Dec 2018 15:20
Operator : JU/SJ
Sample : J6134-02
Misc :
ALS Vial : 7 Sample Multiplier: 1

Instrument :
BNA_M
ClientSampleId :
MW-6

Quant Method : Z:\SVOASRV\HPCHEM1\BNA_M\METHODS\8270-BM111218.M
Quant Title : ASP BNA STANDARDS FOR 5 POINT CALIBRATION

TIC Library : C:\DATABASE\NIST02.L
TIC Integration Parameters: LSCINT.P

****

Peak Number 5 17-Pentatriacontene Concentration Rank 5

R.T.	EstConc	Area	Relative to ISTD	R.T.
20.92	2.85 ng	335412	Chrysene-d12	21.19

Hit# of 5	Tentative ID	MW	MolForm	CAS#	Qual
1	17-Pentatriacontene	491	C35H70	006971-40-0	91
2	2- Chloropropionic acid, octadec...	360	C21H41ClO2	088104-31-8	90
3	1-Heneicosyl formate	340	C22H44O2	077899-03-7	87
4	Ethanol, 2-(tetradecyloxy)-	258	C16H34O2	002136-70-1	87
5	1-Nonadecene	266	C19H38	018435-45-5	83

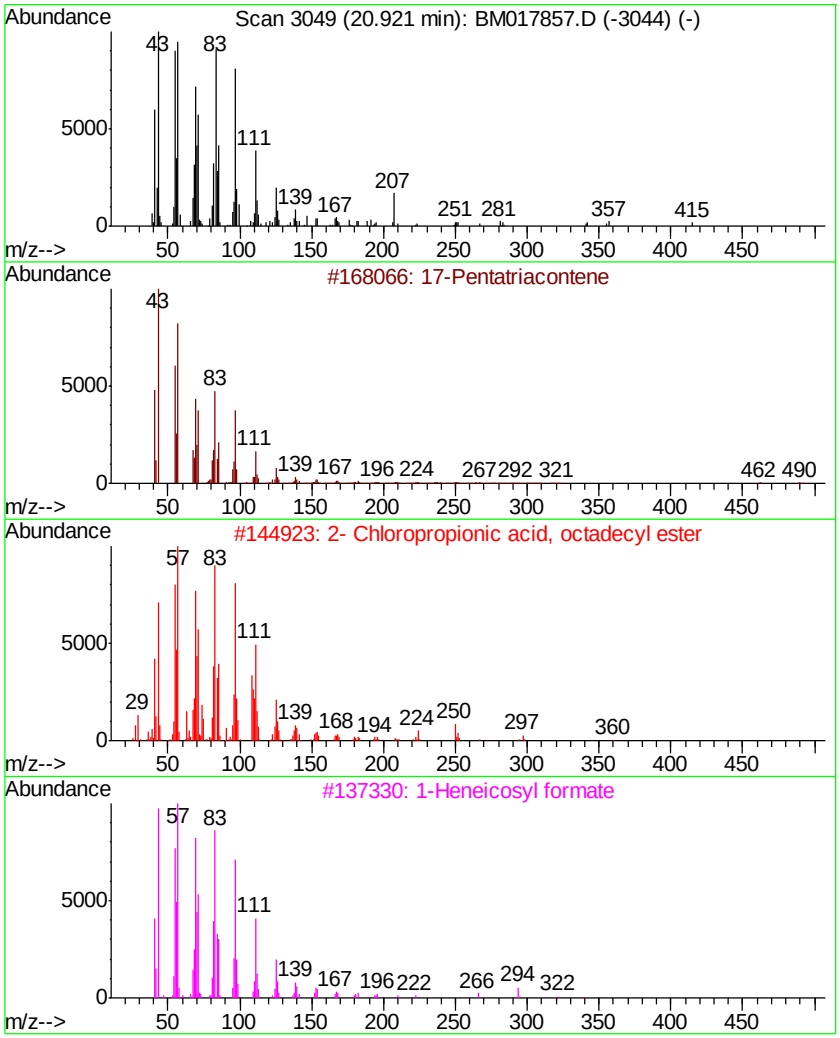

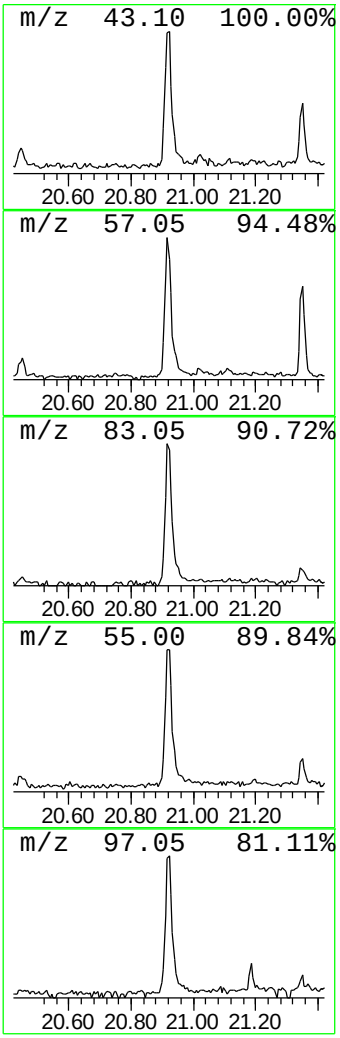

Tentatively Identified Compound (LSC) summary

Data Path : Z:\SVOASRV\HPCHEM1\BNA_M\DATA\BM120218\
Data File : BM017857.D
Acq On : 01 Dec 2018 15:20
Operator : JU/SJ
Sample : J6134-02
Misc :
ALS Vial : 7 Sample Multiplier: 1

Instrument :
BNA_M
ClientSampleId :
MW-6

Quant Method : Z:\SVOASRV\HPCHEM1\BNA_M\METHODS\8270-BM111218.M
Quant Title : ASP BNA STANDARDS FOR 5 POINT CALIBRATION

TIC Library : C:\DATABASE\NIST02.L
TIC Integration Parameters: LSCINT.P

TIC Top Hit name	RT	EstConc	Units	Response	Internal Standard #	RT	Resp	Conc
unknown7.12	7.12	75.0	ng	4809980	1	7.58	1282530	20.0
n-Hexadecanoic acid	17.90	4.2	ng	561984	4	16.99	2648000	20.0
Octadecanoic acid	19.19	4.2	ng	488983	5	21.19	2354430	20.0
17-Pentatriacontene	20.92	2.9	ng	335412	5	21.19	2354430	20.0