LSC Area Percent Report

Data Path : Z:\SVOASRV\HPCHEM1\BNA M\DATA\BM120518\
Data File : BM017906.D
Acq On : 04 Dec 2018 17:22
Operator : JU/SJ
Sample : J6074-07 2X
Misc :
ALS Vial : 6 Sample Multiplier: 1

Instrument :
BNA_M
ClientSampleId :
004-WC-NY4

Integration Parameters: rteint.p
Integrator: RTE
Smoothing : ON Filtering: 5
Sampling : 1 Min Area: 3 % of largest Peak
Start Thrs: 0.2 Max Peaks: 100
Stop Thrs : 0 Peak Location: TOP

If leading or trailing edge < 100 prefer < Baseline drop else tangent >
Peak separation: 5

Method : Z:\SVOASRV\HPCHEM1\BNA_M\METHODS\8270-BM111218.M
Title : ASP BNA STANDARDS FOR 5 POINT CALIBRATION

Signal : TIC

peak #	R.T. min	first scan	max scan	last scan	PK TY	peak height	corr. area	corr. % max.	% of total
1	4.769	295	303	309	rBV	58619	91465	3.43%	0.279%
2	5.210	372	378	389	rBV	1551708	2252638	84.54%	6.877%
3	6.769	636	643	661	rBV	1484213	2504887	94.01%	7.647%
4	7.116	696	702	717	rBV	1602520	2622183	98.41%	8.005%
5	7.581	774	781	789	rBV	948396	1509090	56.63%	4.607%
6	7.892	827	834	843	rBV	1175101	1885392	70.76%	5.756%
7	8.733	970	977	995	rBV	804595	1462431	54.88%	4.465%
8	9.833	1156	1164	1169	rBV3	31583	50448	1.89%	0.154%
9	10.133	1208	1215	1225	rBV2	89196	159014	5.97%	0.485%
10	10.345	1244	1251	1265	rBV	1091631	1970112	73.94%	6.014%
11	12.839	1668	1675	1686	rBV	1654167	2664591	100.00%	8.135%
12	13.704	1814	1822	1828	rBV	52034	99837	3.75%	0.305%
13	14.227	1904	1911	1919	rBV2	1388089	2215804	83.16%	6.765%
14	15.274	2078	2089	2090	rBV7	13923	38087	1.43%	0.116%
15	15.727	2160	2166	2176	rBV	1198720	1901432	71.36%	5.805%
16	16.633	2316	2320	2326	rVB6	16383	27265	1.02%	0.083%
17	16.986	2373	2380	2384	rBV2	1494474	2180245	81.82%	6.656%
18	17.027	2384	2387	2394	rVB	162289	245661	9.22%	0.750%
19	17.127	2399	2404	2408	rVB2	31783	56599	2.12%	0.173%
20	17.409	2446	2452	2455	rBV7	17092	29308	1.10%	0.089%
21	17.892	2525	2534	2543	rBV3	140447	315494	11.84%	0.963%
22	18.056	2558	2562	2566	rBV4	26701	48699	1.83%	0.149%
23	18.368	2612	2615	2618	rBV4	21350	27880	1.05%	0.085%
24	19.050	2727	2731	2738	rBV	218062	310233	11.64%	0.947%
25	19.186	2750	2754	2761	rBV6	69820	111147	4.17%	0.339%
26	19.415	2790	2793	2797	rVB	178637	230124	8.64%	0.703%
27	19.627	2824	2829	2836	rBV	1903390	2361602	88.63%	7.210%
28	21.115	3078	3082	3087	rBV	829859	936868	35.16%	2.860%
29	21.191	3090	3095	3099	rVV	1714749	2324055	87.22%	7.095%
30	23.374	3461	3466	3473	rVB	1200061	2123577	79.70%	6.483%

Sum of corrected areas: 32756168

LSC Report - Integrated Chromatogram

Data Path : Z:\SVOASRV\HPCHEM1\BNA M\DATA\BM120518\
Data File : BM017906.D
Acq On : 04 Dec 2018 17:22
Operator : JU/SJ
Sample : J6074-07 2X
Misc :
ALS Vial : 6 Sample Multiplier: 1

Instrument :
BNA_M
ClientSampleId :
004-WC-NY4

Quant Method : Z:\SVOASRV\HPCHEM1\BNA_M\METHODS\8270-BM111218.M
Quant Title : ASP BNA STANDARDS FOR 5 POINT CALIBRATION

TIC Library : C:\DATABASE\NIST02.L
TIC Integration Parameters: LSCINT.P

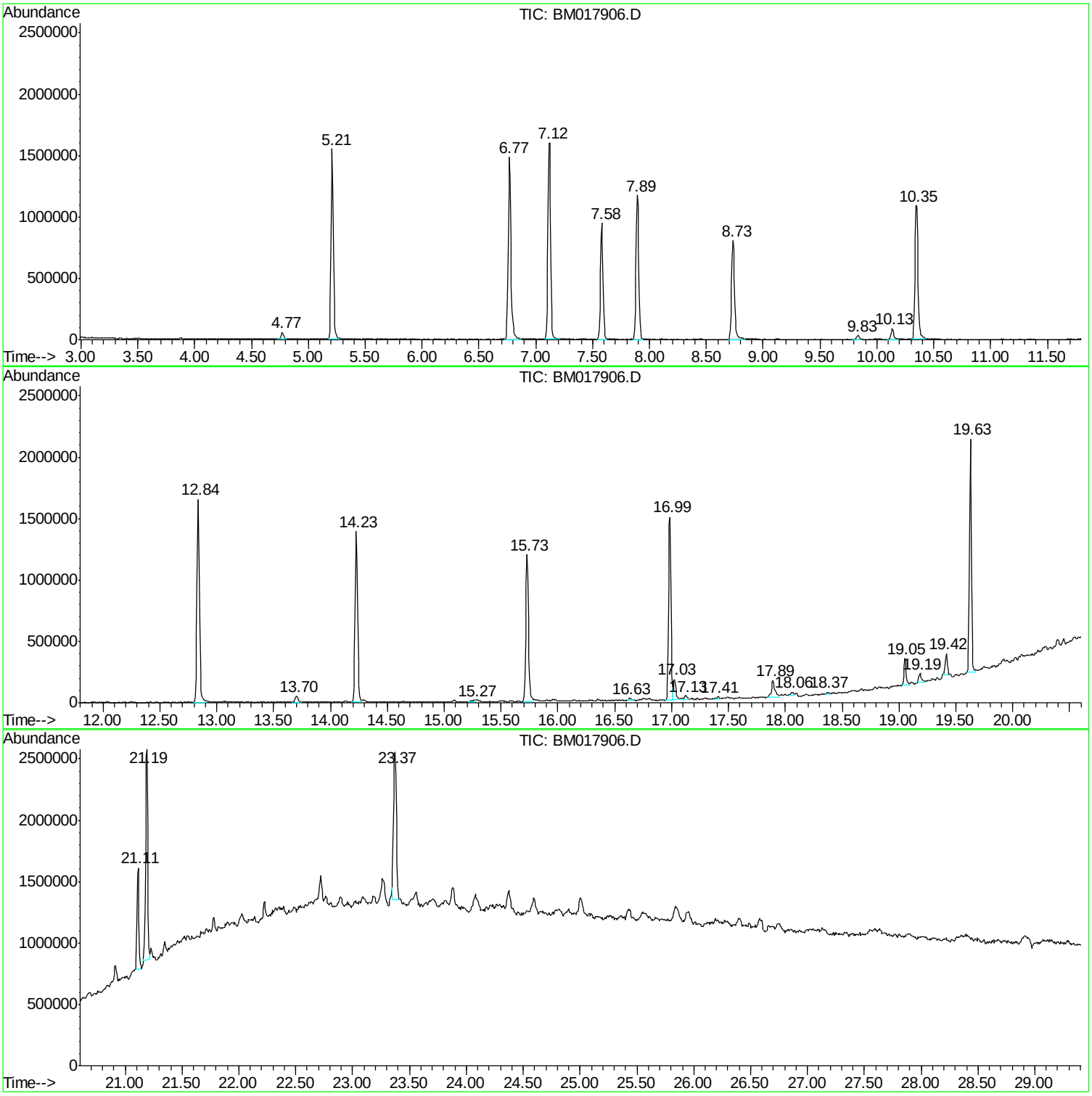

Library Search Compound Report

Data Path : Z:\SVOASRV\HPCHEM1\BNA M\DATA\BM120518\
Data File : BM017906.D
Acq On : 04 Dec 2018 17:22
Operator : JU/SJ
Sample : J6074-07 2X
Misc :
ALS Vial : 6 Sample Multiplier: 1

Instrument :
BNA_M
ClientSampleId :
004-WC-NY4

Quant Method : Z:\SVOASRV\HPCHEM1\BNA_M\METHODS\8270-BM111218.M
Quant Title : ASP BNA STANDARDS FOR 5 POINT CALIBRATION

TIC Library : C:\DATABASE\NIST02.L
TIC Integration Parameters: LSCINT.P

****

Peak Number 1 unknown7.12 Concentration Rank 1

R.T.	EstConc	Area	Relative to ISTD	R.T.
7.12	34.75 ng	2622180	1,4-Dichlorobenzene-d4	7.58

Hit# of 5	Tentative ID	MW	MolForm	CAS#	Qual
1	3-Chloro-6-fluoro-pyrazine	132	C4H2ClFN2	1000146-10-7	27
2	Tranylcypromine-propionyl	189	C12H15NO	1000123-86-3	10
3	Benzene, 1,2,4-trifluoro-	132	C6H3F3	000367-23-7	9
4	Benzene, 1,3,5-trifluoro-	132	C6H3F3	000372-38-3	9
5	Bicyclo[4.2.0]octa-1,3,5-triene,...	132	C10H12	028749-81-7	9

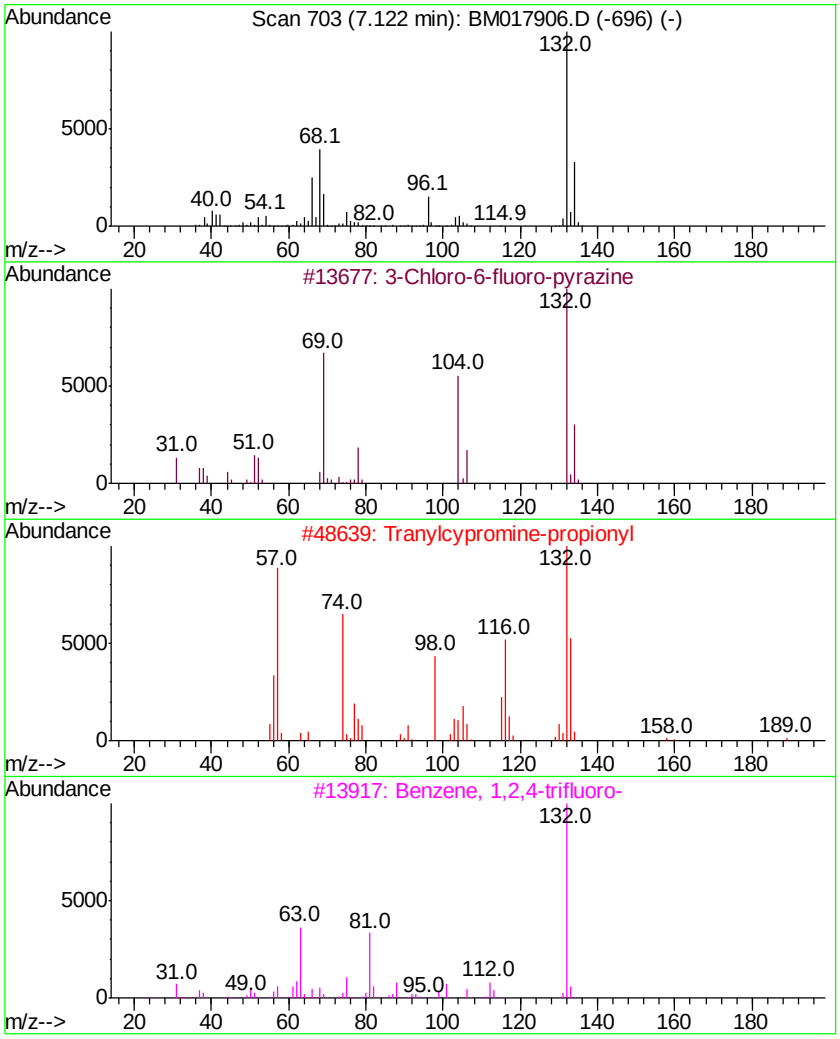

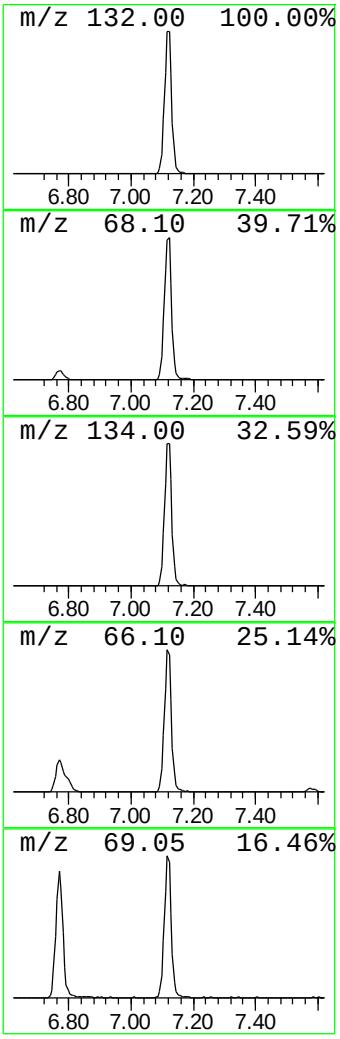

Library Search Compound Report

Data Path : Z:\SVOASRV\HPCHEM1\BNA M\DATA\BM120518\
Data File : BM017906.D
Acq On : 04 Dec 2018 17:22
Operator : JU/SJ
Sample : J6074-07 2X
Misc :
ALS Vial : 6 Sample Multiplier: 1

Instrument :
BNA_M
ClientSampleId :
004-WC-NY4

Quant Method : Z:\SVOASRV\HPCHEM1\BNA_M\METHODS\8270-BM111218.M
Quant Title : ASP BNA STANDARDS FOR 5 POINT CALIBRATION

TIC Library : C:\DATABASE\NIST02.L
TIC Integration Parameters: LSCINT.P

****

Peak Number 3 n-Hexadecanoic acid Concentration Rank 3

R.T.	EstConc	Area	Relative to ISTD	R.T.
17.89	2.89 ng	315494	Phenanthrene-d10	16.99

Hit# of 5	Tentative ID	MW	MolForm	CAS#	Qual
1	n-Hexadecanoic acid	256	C16H32O2	000057-10-3	98
2	Tridecanoic acid	214	C13H26O2	000638-53-9	96
3	Pentadecanoic acid	242	C15H30O2	001002-84-2	76
4	Tetradecanoic acid	228	C14H28O2	000544-63-8	68
5	Tetradecane	198	C14H30	000629-59-4	53

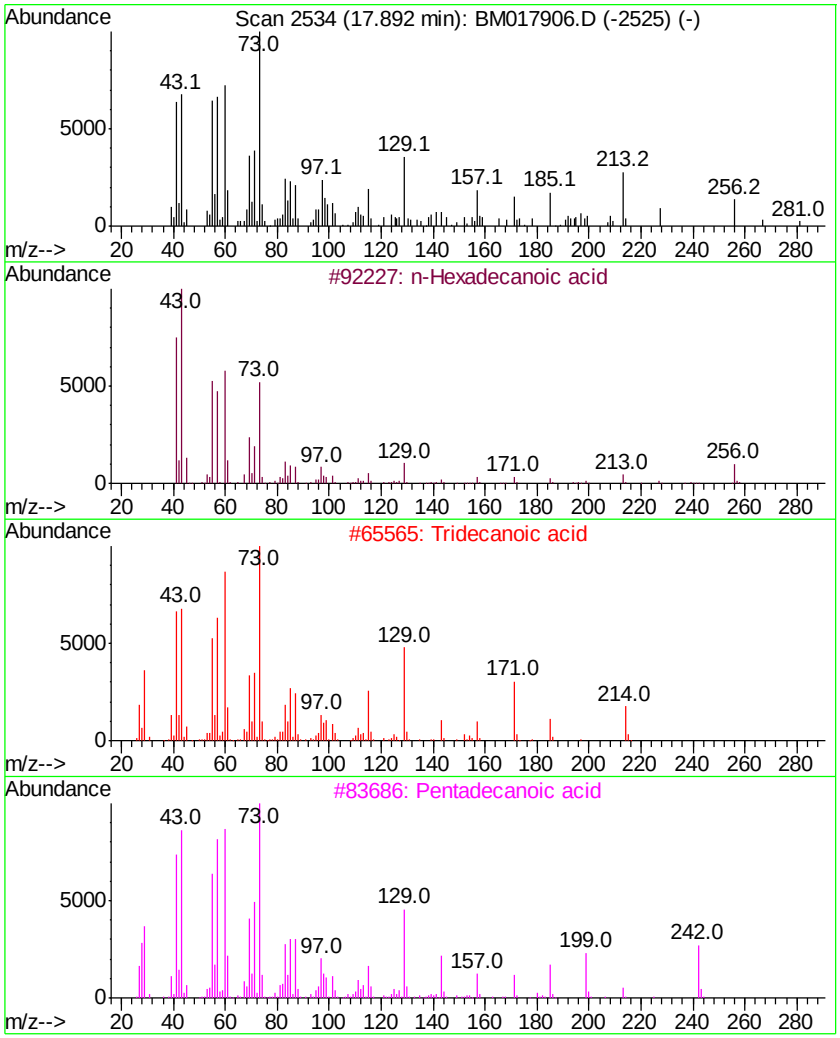

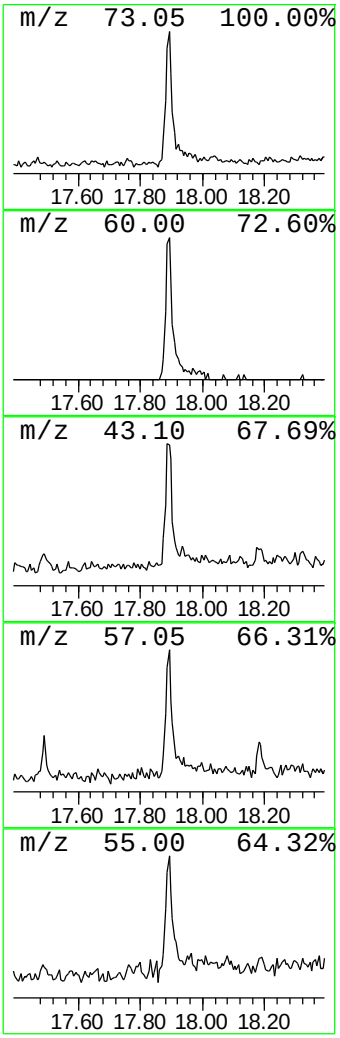

Tentatively Identified Compound (LSC) summary

Data Path : Z:\SVOASRV\HPCHEM1\BNA_M\DATA\BM120518\
Data File : BM017906.D
Acq On : 04 Dec 2018 17:22
Operator : JU/SJ
Sample : J6074-07 2X
Misc :
ALS Vial : 6 Sample Multiplier: 1

Instrument :
BNA_M
ClientSampleId :
004-WC-NY4

Quant Method : Z:\SVOASRV\HPCHEM1\BNA_M\METHODS\8270-BM111218.M
Quant Title : ASP BNA STANDARDS FOR 5 POINT CALIBRATION

TIC Library : C:\DATABASE\NIST02.L
TIC Integration Parameters: LSCINT.P

TIC Top Hit name	RT	EstConc	Units	Response	Internal Standard #	RT	Resp	Conc
unknown7.12	7.12	34.8	ng	2622180	1	7.58	1509090	20.0
n-Hexadecanoic acid	17.89	2.9	ng	315494	4	16.99	2180250	20.0