

Data Path : Z:\SVOASRV\HPCHEM1\BNA M\DATA\BM121218\
 Data File : BM018121.D
 Acq On : 13 Dec 2018 08:55
 Operator : JU/SJ
 Sample : J6171-15 5X
 Misc :
 ALS Vial : 29 Sample Multiplier: 1

Instrument :
 BNA_M
 ClientSampled :

Quant Time: Dec 13 09:53:52 2018
 Quant Method : Z:\SVOASRV\HPCHEM1\BNA_M\METHODS\SOM-EPA-BM111918MA.M
 Quant Title : SVOA CALIBRATION
 QLast Update : Thu Dec 13 06:49:34 2018
 Response via : Initial Calibration

Internal Standards	R.T.	QIon	Response	Conc	Units	Dev(Min)
1) 1,4-Dichlorobenzene-d4	7.55	152	151219	20.00	ng/ul	0.00
18) Naphthalene-d8	10.31	136	557443	20.00	ng/ul	0.00
35) Acenaphthene-d10	14.19	164	330410	20.00	ng/ul	0.00
61) Phenanthrene-d10	16.96	188	696159	20.00	ng/ul	0.00
77) Chrysene-d12	21.17	240	667722	20.00	ng/ul	0.00
85) Perylene-d12	23.36	264	644785	20.00	ng/ul	0.02

System Monitoring Compounds

3) 1,4-Dioxane-d8	3.15	96	524	0.16	ng/uL	0.00
5) Phenol-d5	6.75	99	18809	1.36	ng/ul	0.02
7) Bis-(2-Chloroethyl)ether-d	6.90	67	12920	1.55	ng/ul	0.00
9) 2-Chlorophenol-d4	7.09	132	18018	1.67	ng/ul	0.00
13) 4-Methylphenol-d8	8.28	113	14737	1.31	ng/ul	0.02
19) Nitrobenzene-d5	8.71	128	8107	1.89	ng/ul	0.01
22) 2-Nitrophenol-d4	9.42	143	8090	1.65	ng/ul	0.01
26) 2,4-Dichlorophenol-d3	9.97	165	12182	1.30	ng/ul	0.03
29) 4-Chloroaniline-d4	10.42	131	29519	3.68	ng/ul	-0.05
43) Dimethylphthalate-d6	13.62	166	50689	1.77	ng/ul	0.00
46) Acenaphthylene-d8	13.88	160	64138	1.85	ng/ul	0.00
51) 4-Nitrophenol-d4	14.43	143	1567	0.30	ng/ul	0.00
57) Fluorene-d10	15.20	176	47874	1.93	ng/ul	0.00
62) 4,6-Dinitro-2-methylphenol	15.35	200	3163	0.64	ng/ul	0.00
70) Anthracene-d10	17.05	188	68192	1.97	ng/ul	0.00
78) Pyrene-d10	19.36	212	79970	2.48	ng/ul	0.00
89) Benzo(a)pyrene-d12	23.22	264	67679	1.94	ng/ul	0.02

Target Compounds

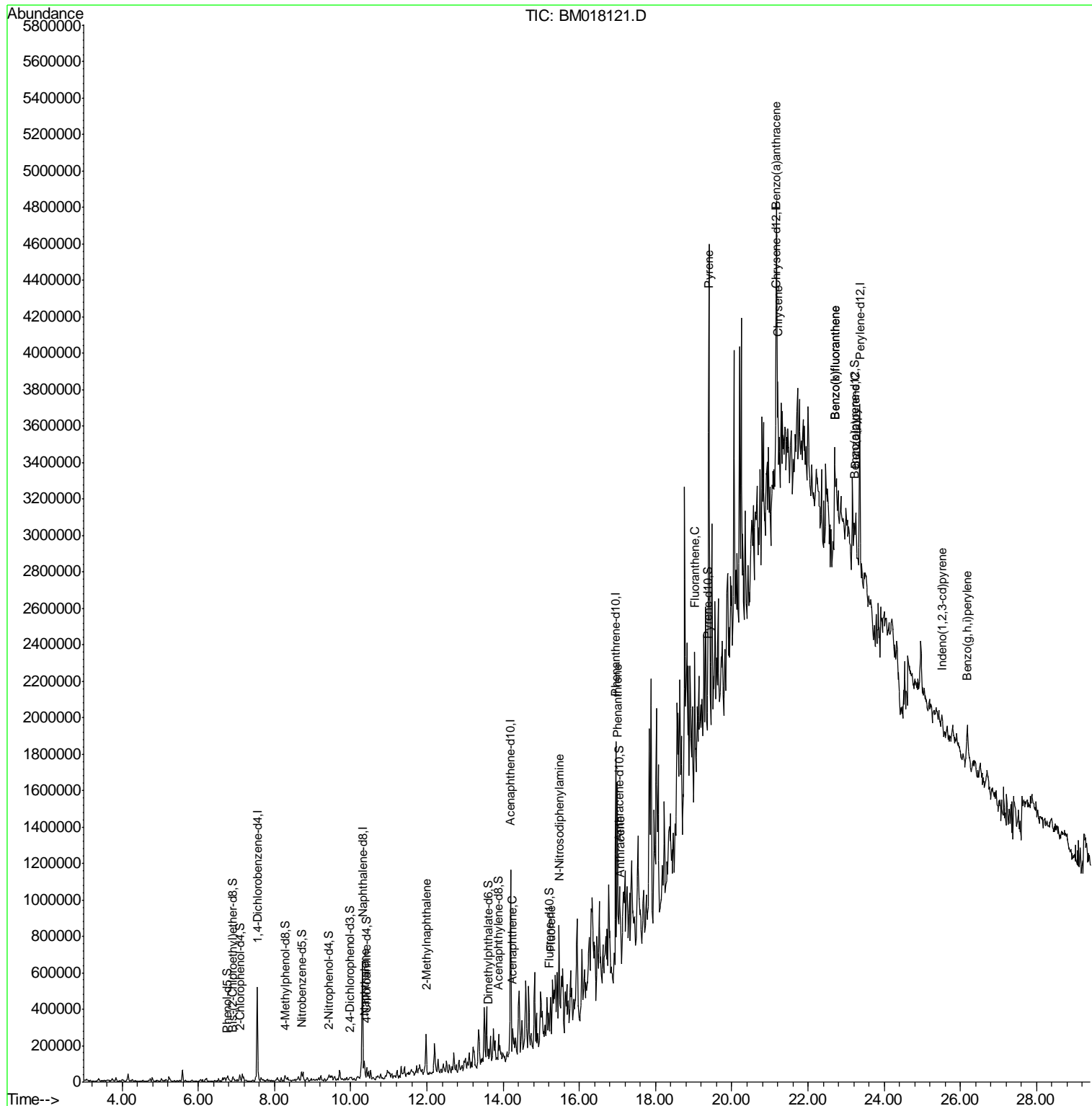
Target Compounds	R.T.	QIon	Response	Conc	Units	Ovalue
28) Naphthalene	10.36	128	59078	2.034	ng/ul#	93
34) 2-Methylnaphthalene	11.98	142	114740	5.292	ng/ul	95
49) Acenaphthene	14.26	153	30562	1.309	ng/ul	97
58) Fluorene	15.25	166	35556	1.290	ng/ul#	92
64) N-Nitrosodiphenylamine	15.47	169	111763	5.214	ng/ul#	55
69) Phenanthrene	17.00	178	570852	14.339	ng/ul#	94
71) Anthracene	17.09	178	101215	2.486	ng/ul#	84
76) Fluoranthene	19.03	202	185776	3.967	ng/ul#	90
79) Pyrene	19.40	202	1696818	41.862	ng/ul	99
82) Benzo(a)anthracene	21.16	228	182640	4.410	ng/ul#	46
84) Chrysene	21.21	228	295606	7.632	ng/ul#	72
87) Benzo(b)fluoranthene	22.71	252	95924	2.393	ng/ul#	38
88) Benzo(k)fluoranthene	22.71	252	95924	2.463	ng/ul#	39
90) Benzo(a)pyrene	23.26	252	134008	3.526	ng/ul#	65
91) Indeno(1,2,3-cd)pyrene	25.52	276	65853	1.635	ng/ul#	67
93) Benzo(g,h,i)perylene	26.18	276	228007	7.005	ng/ul#	91

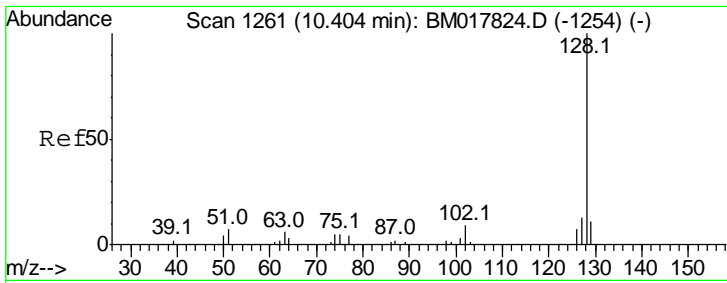
(#) = qualifier out of range (m) = manual integration (+) = signals summed

Data Path : Z:\SVOASRV\HPCHEM1\BNA M\DATA\BM121218\
 Data File : BM018121.D
 Acq On : 13 Dec 2018 08:55
 Operator : JU/SJ
 Sample : J6171-15 5X
 Misc :
 ALS Vial : 29 Sample Multiplier: 1

Instrument :
 BNA_M
 ClientSampled :

Quant Time: Dec 13 09:53:52 2018
 Quant Method : Z:\SVOASRV\HPCHEM1\BNA_M\METHODS\SOM-EPA-BM111918MA.M
 Quant Title : SVOA CALIBRATION
 QLast Update : Thu Dec 13 06:49:34 2018
 Response via : Initial Calibration

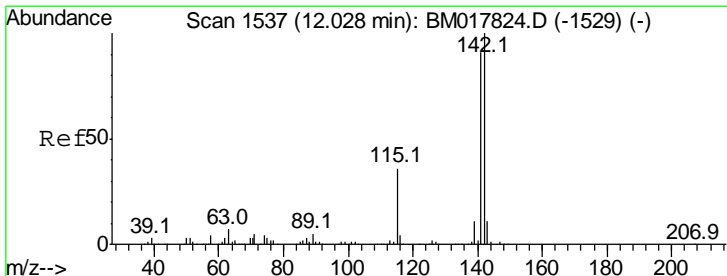
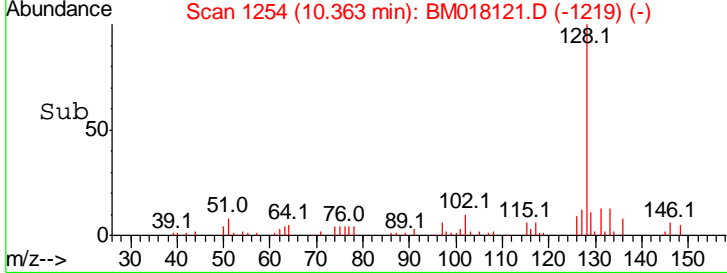
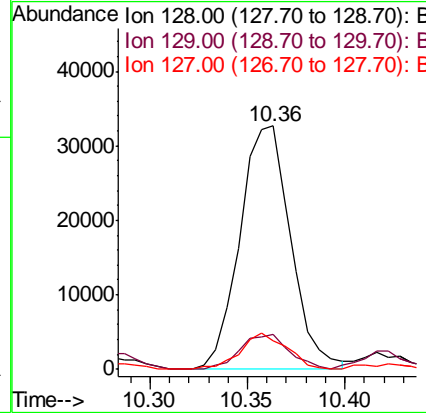
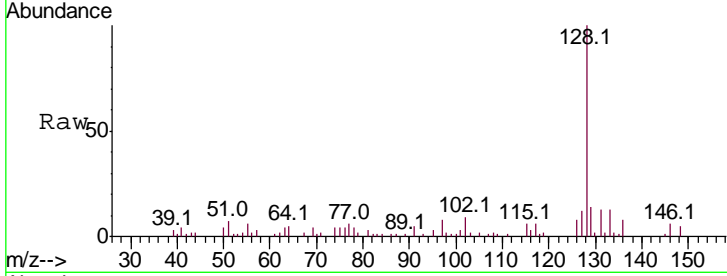




#28
 Naphthalene
 Concen: 2.034 ng/ul
 RT: 10.36 min Scan# 1254
 Delta R.T. 0.01 min
 Lab File: BM018121.D
 Acq: 13 Dec 2018 08:55

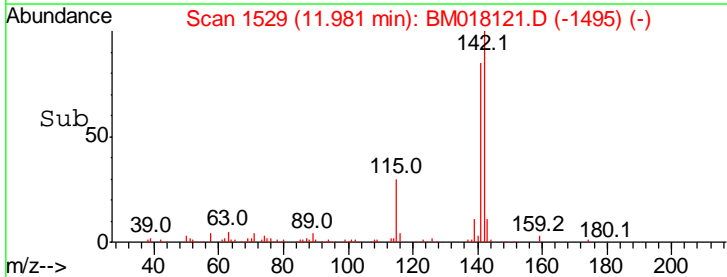
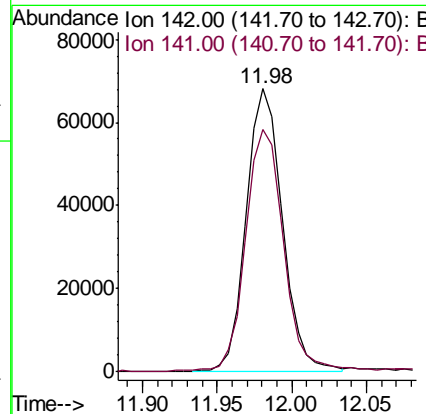
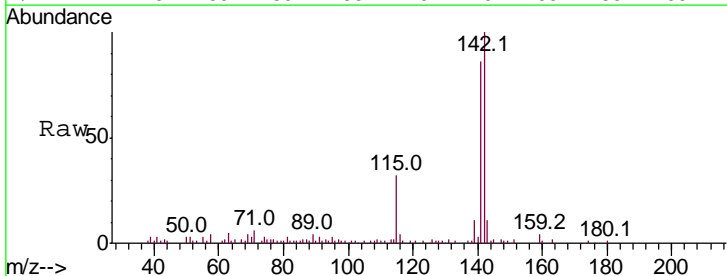
Instrument :
 BNA_M
 ClientSampled :

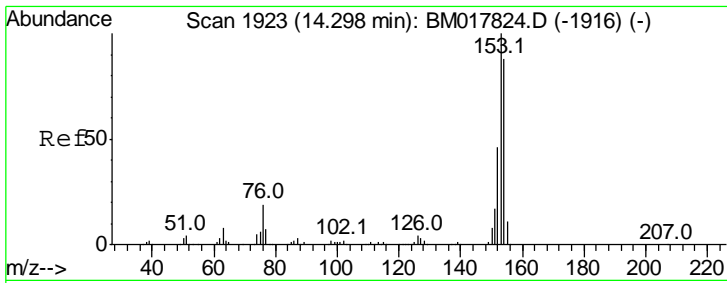
Tgt Ion	Resp	Lower	Upper
128	100		
129	14.4	8.6	12.8#
127	11.9	10.8	16.2



#34
 2-Methylnaphthalene
 Concen: 5.292 ng/ul
 RT: 11.98 min Scan# 1529
 Delta R.T. 0.00 min
 Lab File: BM018121.D
 Acq: 13 Dec 2018 08:55

Tgt Ion	Resp	Lower	Upper
142	100		
141	85.8	72.6	108.8

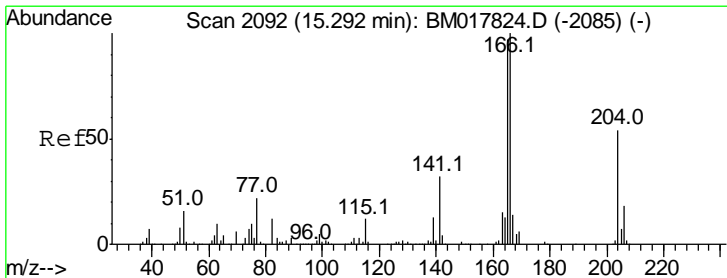
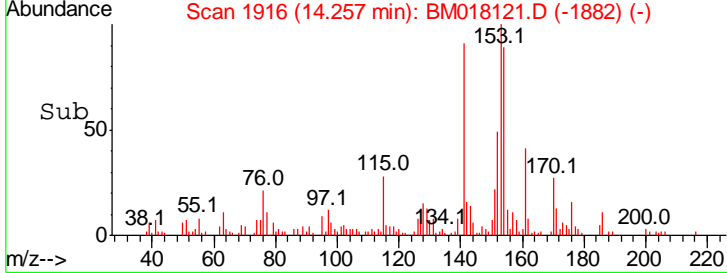
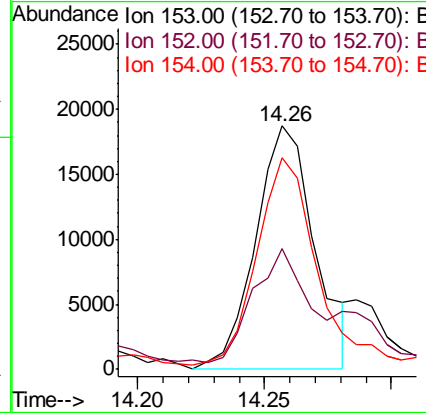
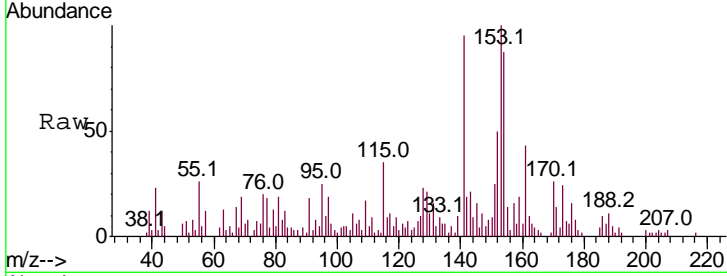




#49
 Acenaphthene
 Concen: 1.309 ng/ul
 RT: 14.26 min Scan# 1916
 Delta R.T. 0.00 min
 Lab File: BM018121.D
 Acq: 13 Dec 2018 08:55

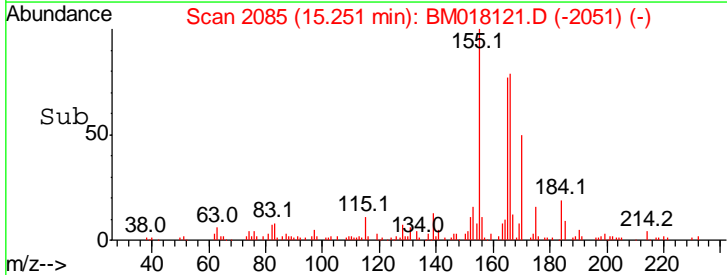
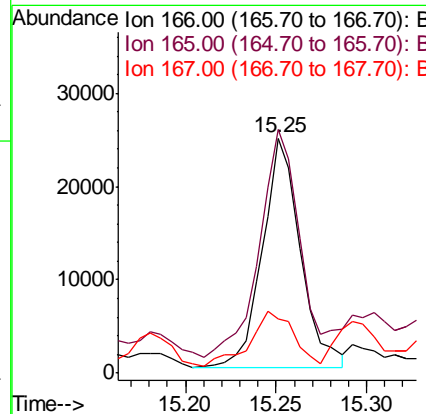
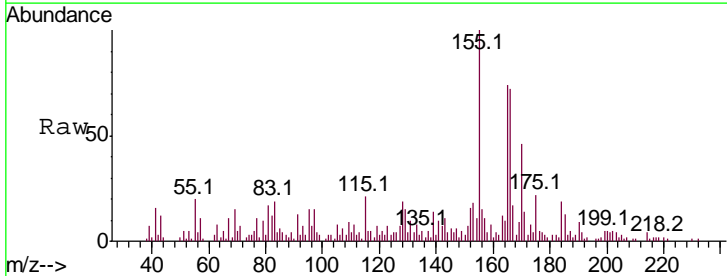
Instrument :
 BNA_M
 ClientSampled :

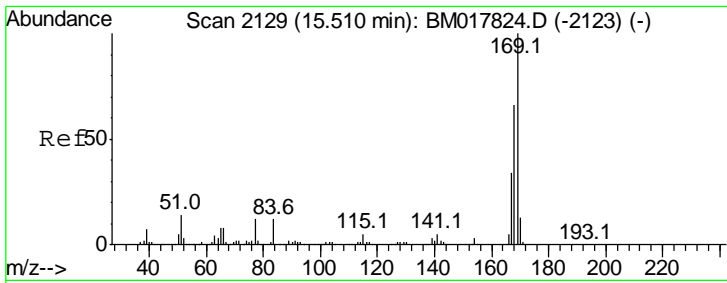
Tgt Ion	Resp	Lower	Upper
153	100		
152	49.8	37.0	55.6
154	86.8	70.6	106.0



#58
 Fluorene
 Concen: 1.290 ng/ul
 RT: 15.25 min Scan# 2085
 Delta R.T. 0.00 min
 Lab File: BM018121.D
 Acq: 13 Dec 2018 08:55

Tgt Ion	Resp	Lower	Upper
166	100		
165	103.7	78.0	117.0
167	23.0	10.8	16.2#

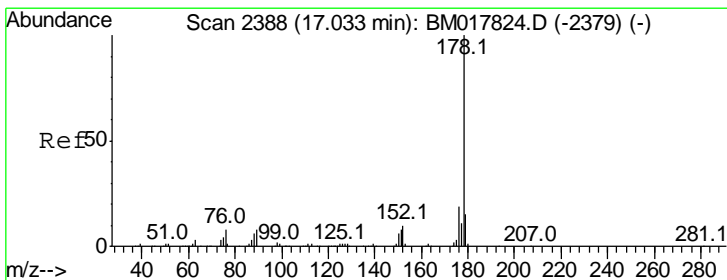
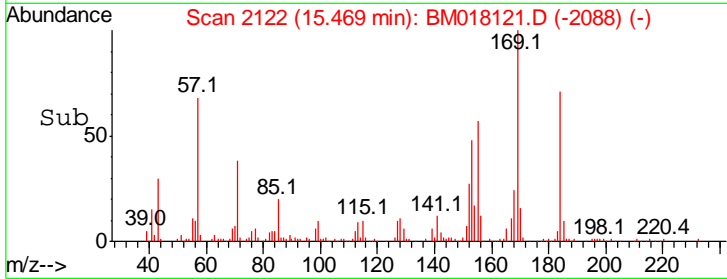
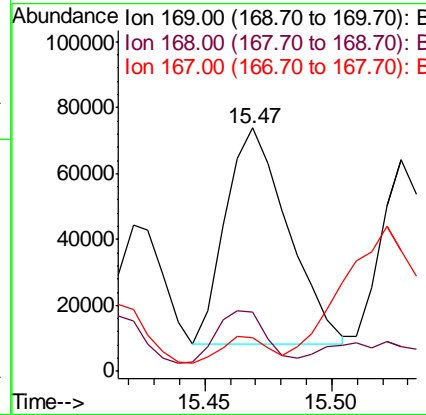
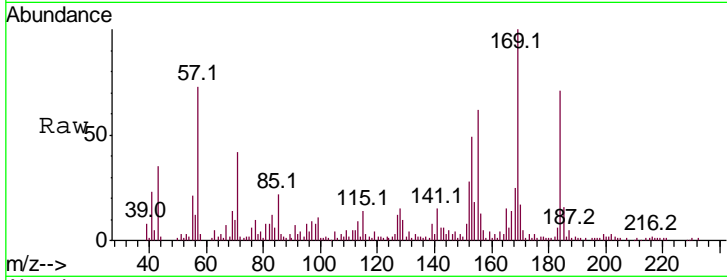




#64
 N-Nitrosodiphenylamine
 Concen: 5.214 ng/ul
 RT: 15.47 min Scan# 2122
 Delta R.T. 0.00 min
 Lab File: BM018121.D
 Acq: 13 Dec 2018 08:55

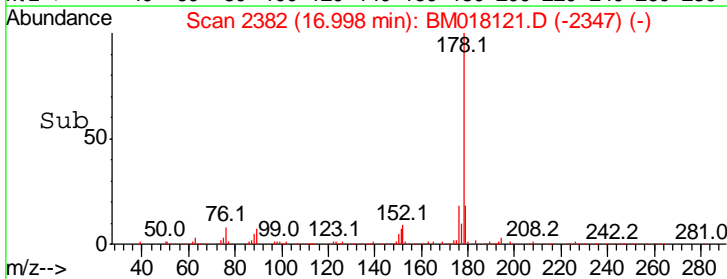
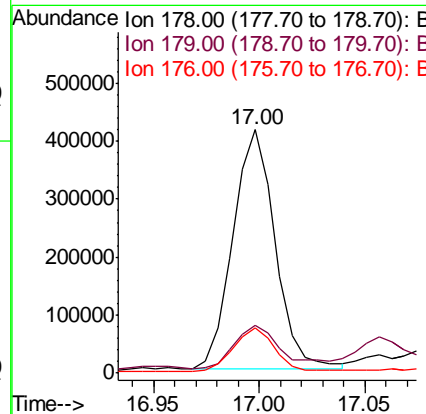
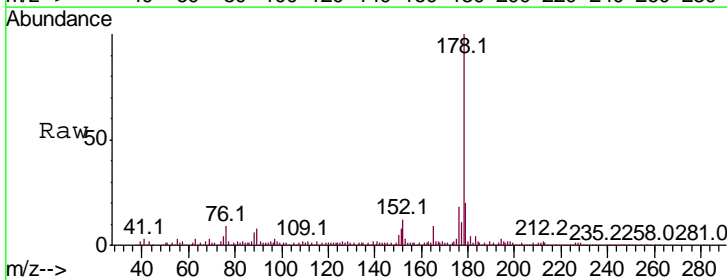
Instrument :
 BNA_M
 ClientSampled :

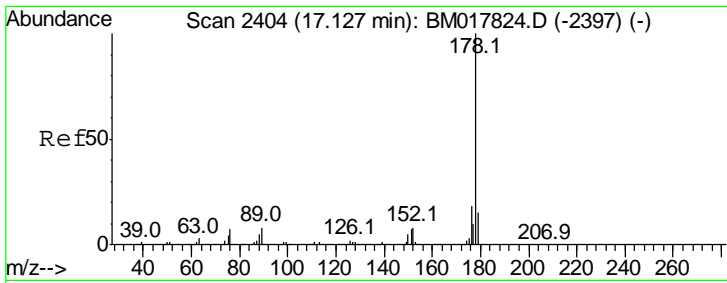
Tgt Ion	Resp	Lower	Upper
169	100		
168	24.6	51.1	76.7#
167	13.7	27.8	41.8#



#69
 Phenanthrene
 Concen: 14.339 ng/ul
 RT: 17.00 min Scan# 2382
 Delta R.T. 0.01 min
 Lab File: BM018121.D
 Acq: 13 Dec 2018 08:55

Tgt Ion	Resp	Lower	Upper
178	100		
179	19.7	11.8	17.8#
176	18.3	15.0	22.6

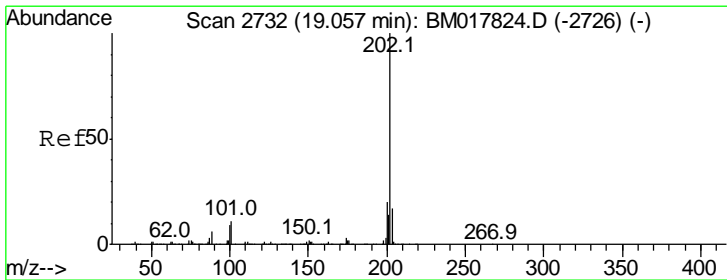
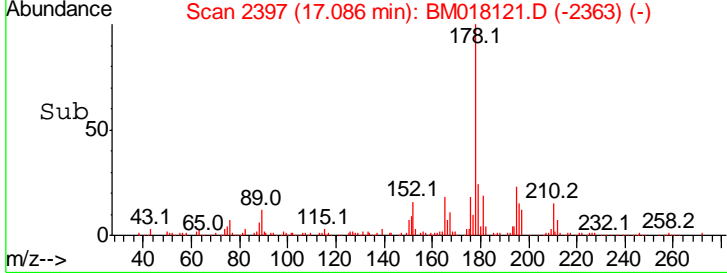
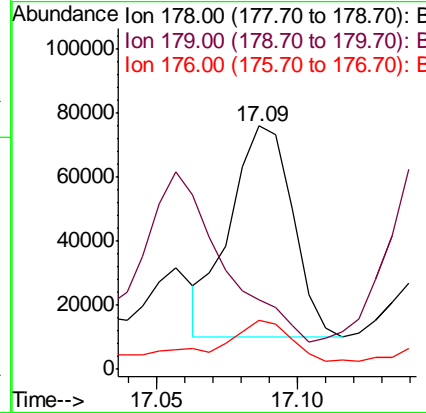
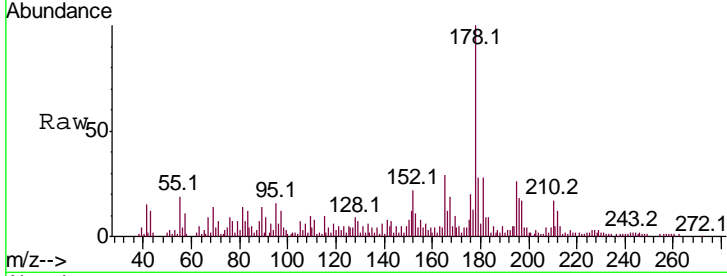




#71
 Anthracene
 Concen: 2.486 ng/ul
 RT: 17.09 min Scan# 2397
 Delta R.T. 0.00 min
 Lab File: BM018121.D
 Acq: 13 Dec 2018 08:55

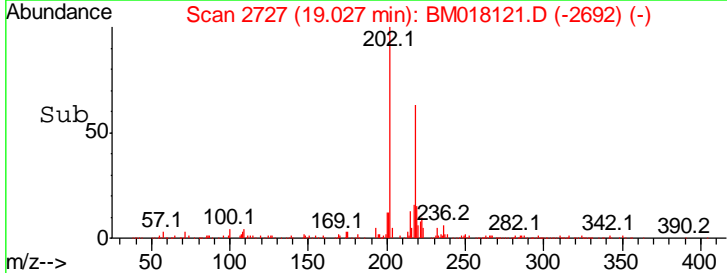
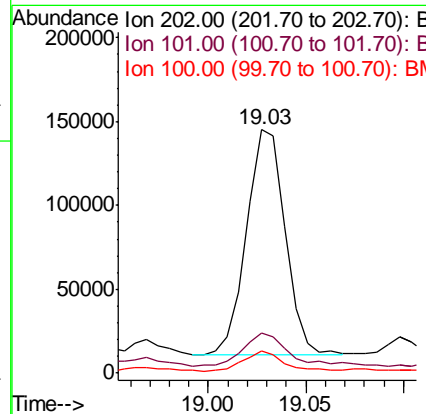
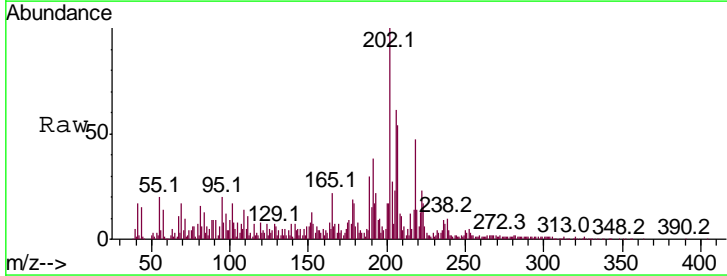
Instrument :
 BNA_M
 ClientSampled :

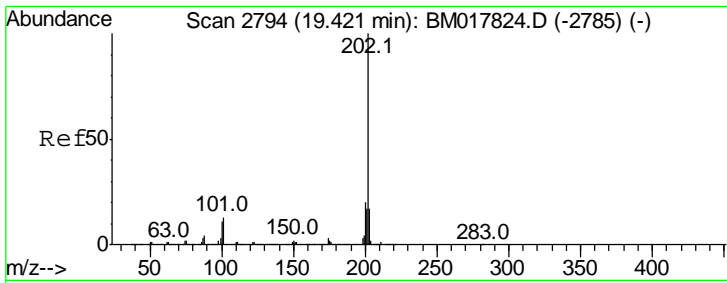
Tgt Ion	Resp	Lower	Upper
178	101215		
179	28.4	12.4	18.6#
176	20.0	14.8	22.2



#76
 Fluoranthene
 Concen: 3.967 ng/ul
 RT: 19.03 min Scan# 2727
 Delta R.T. 0.01 min
 Lab File: BM018121.D
 Acq: 13 Dec 2018 08:55

Tgt Ion	Resp	Lower	Upper
202	185776		
101	16.5	8.4	12.6#
100	8.9	6.6	9.8



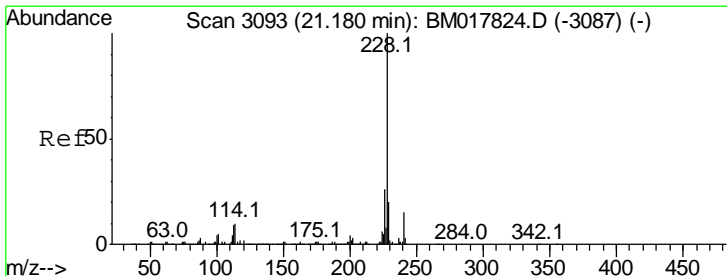
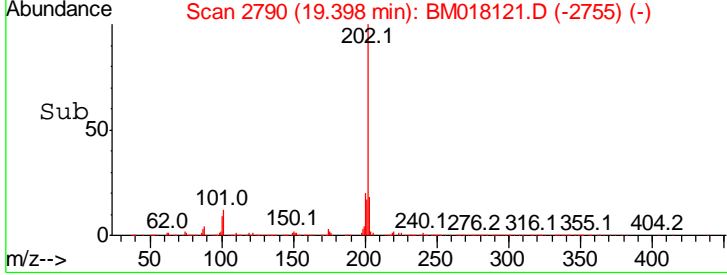
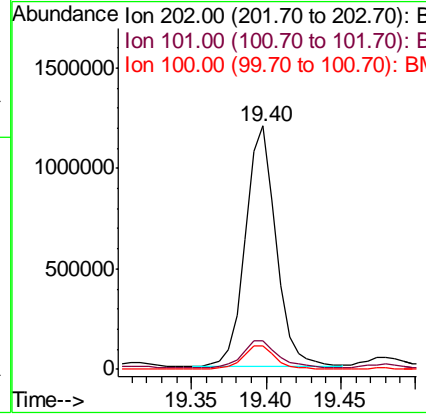
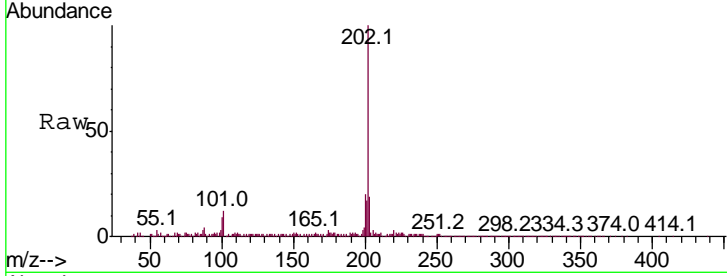


#79
 Pyrene
 Concen: 41.862 ng/ul
 RT: 19.40 min Scan# 2790
 Delta R.T. 0.01 min
 Lab File: BM018121.D
 Acq: 13 Dec 2018 08:55

Instrument :
 BNA_M
 ClientSampled :

Tgt Ion: 202 Resp: 1696818

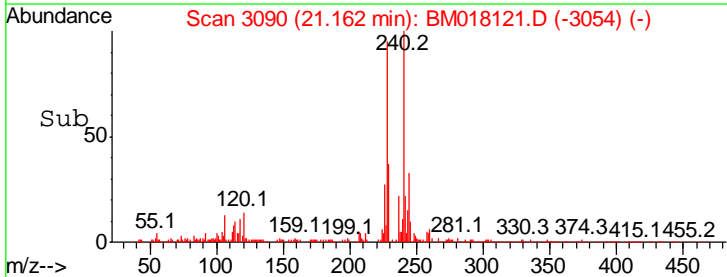
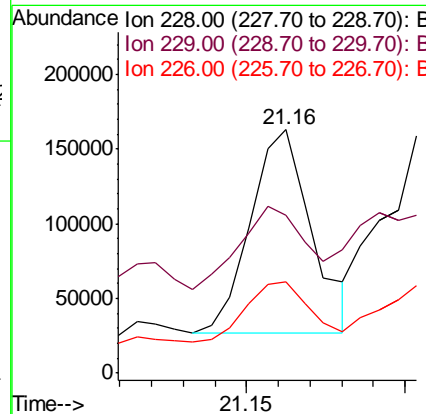
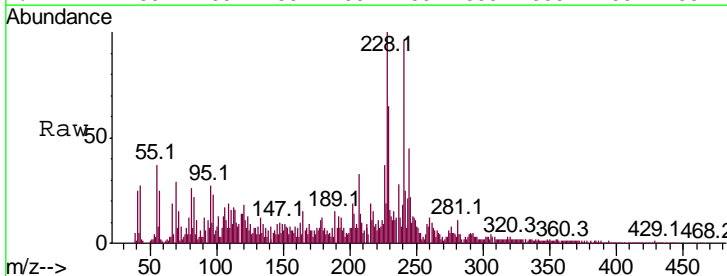
Ion	Ratio	Lower	Upper
202	100		
101	12.0	9.6	14.4
100	9.4	7.9	11.9

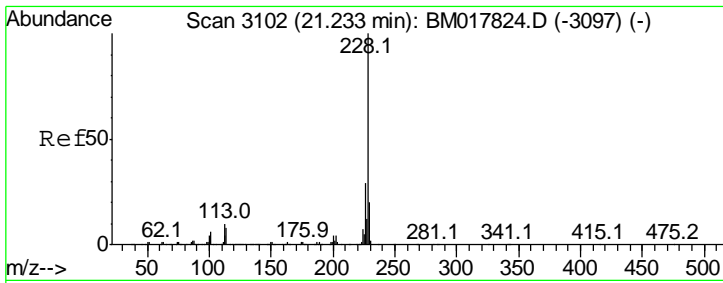


#82
 Benzo(a)anthracene
 Concen: 4.410 ng/ul
 RT: 21.16 min Scan# 3090
 Delta R.T. 0.01 min
 Lab File: BM018121.D
 Acq: 13 Dec 2018 08:55

Tgt Ion: 228 Resp: 182640

Ion	Ratio	Lower	Upper
228	100		
229	64.8	16.0	24.0#
226	37.4	21.0	31.6#

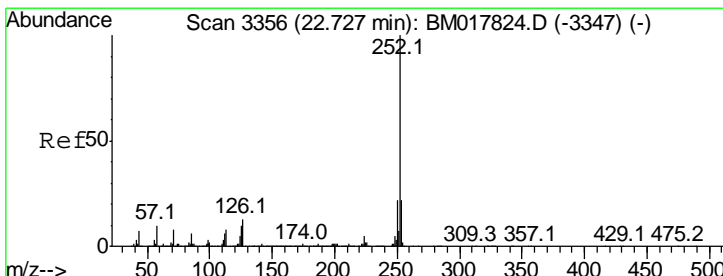
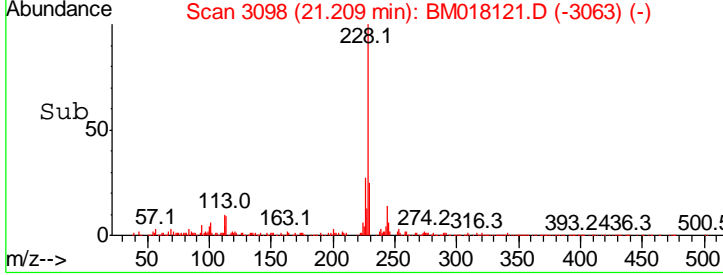
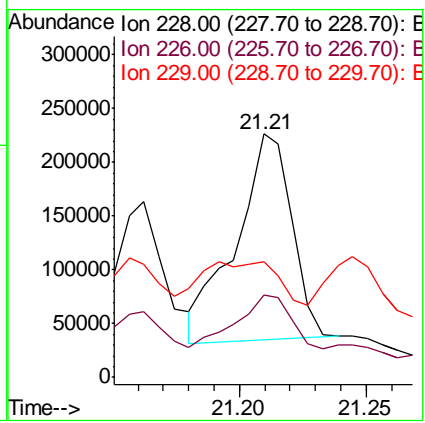
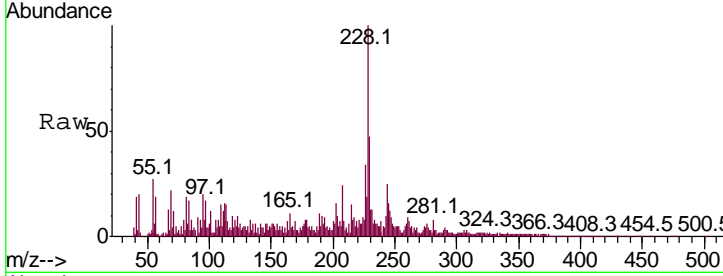




#84
 Chrysene
 Concen: 7.632 ng/ul
 RT: 21.21 min Scan# 3098
 Delta R.T. 0.01 min
 Lab File: BM018121.D
 Acq: 13 Dec 2018 08:55

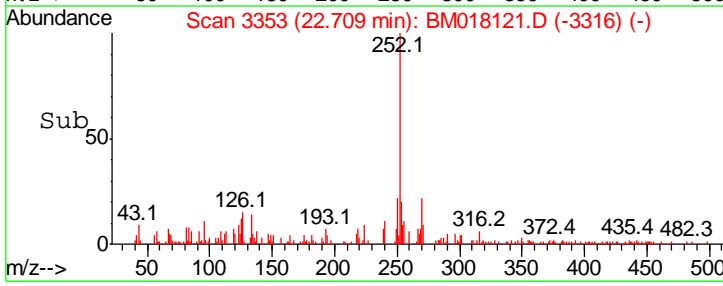
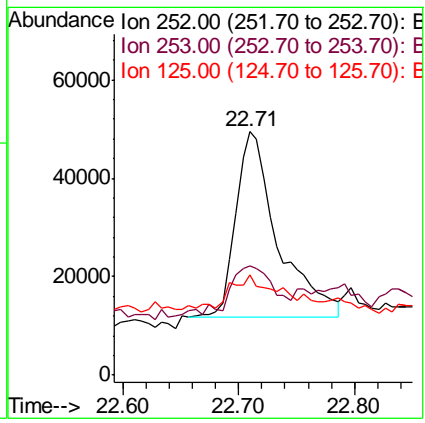
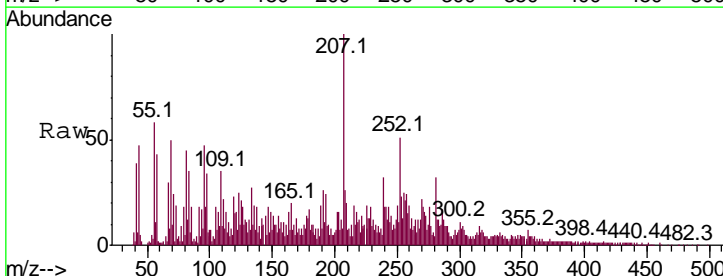
Instrument : BNA_M
 ClientSampled :

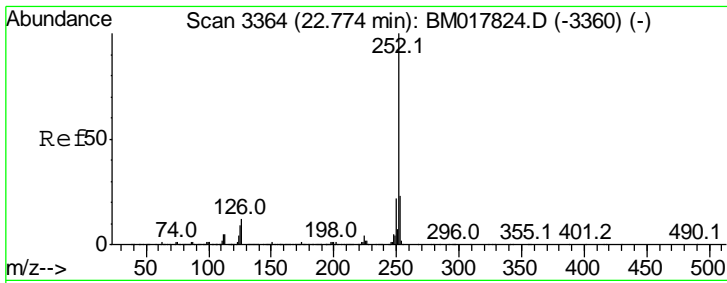
Tgt Ion	Resp	Lower	Upper
228	100		
226	33.6	23.7	35.5
229	47.3	15.8	23.8#



#87
 Benzo(b)fluoranthene
 Concen: 2.393 ng/ul
 RT: 22.71 min Scan# 3353
 Delta R.T. 0.02 min
 Lab File: BM018121.D
 Acq: 13 Dec 2018 08:55

Tgt Ion	Resp	Lower	Upper
252	100		
253	45.1	17.0	25.4#
125	41.0	7.3	10.9#

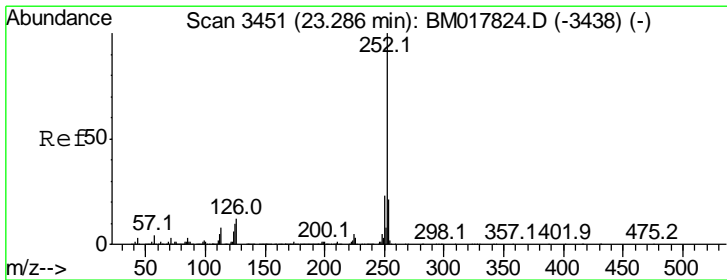
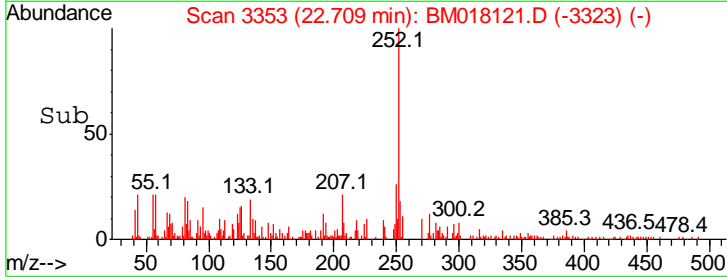
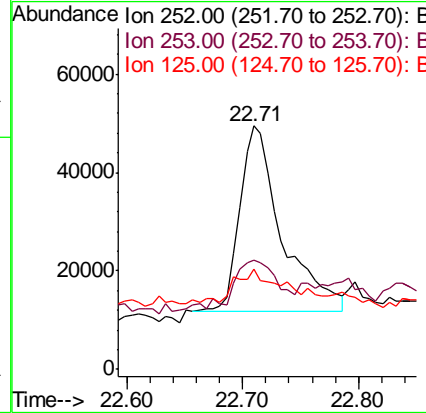
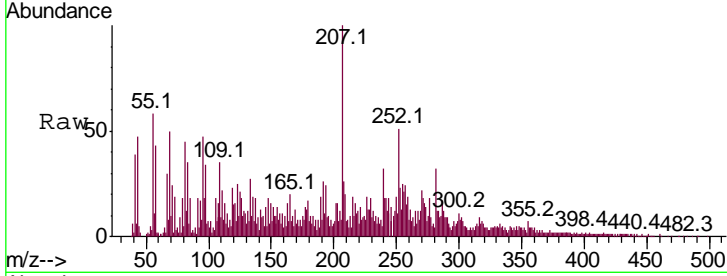




#88
 Benzo(k)fluoranthene
 Concen: 2.463 ng/ul
 RT: 22.71 min Scan# 3353
 Delta R.T. -0.02 min
 Lab File: BM018121.D
 Acq: 13 Dec 2018 08:55

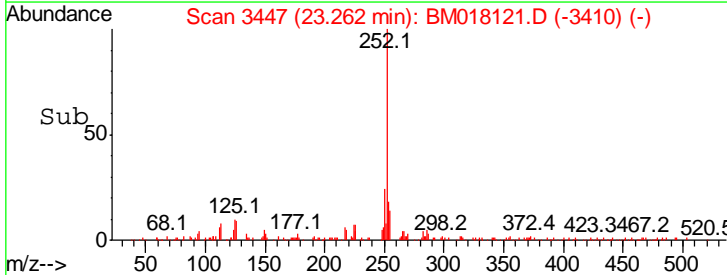
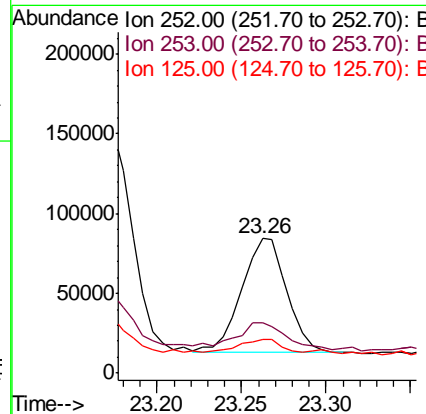
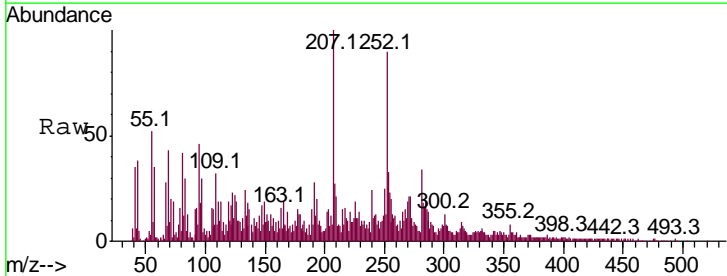
Instrument :
 BNA_M
 ClientSampled :

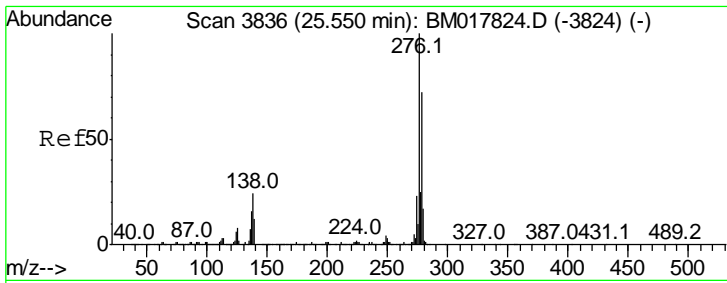
Tgt Ion	Resp	Lower	Upper
252	100		
253	45.1	17.4	26.0#
125	41.0	7.1	10.7#



#90
 Benzo(a)pyrene
 Concen: 3.526 ng/ul
 RT: 23.26 min Scan# 3447
 Delta R.T. 0.02 min
 Lab File: BM018121.D
 Acq: 13 Dec 2018 08:55

Tgt Ion	Resp	Lower	Upper
252	100		
253	37.1	17.4	26.0#
125	24.8	7.9	11.9#

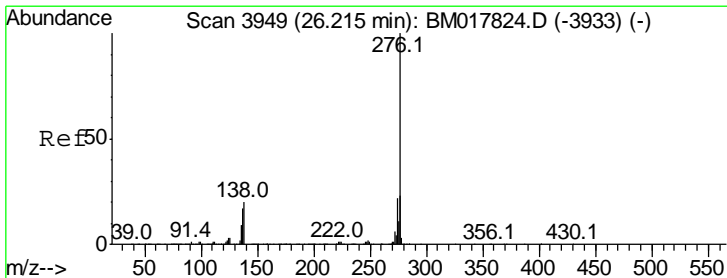
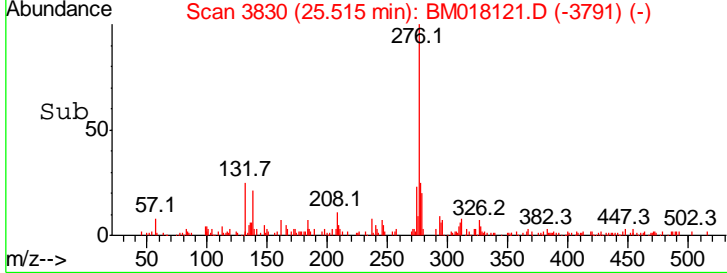
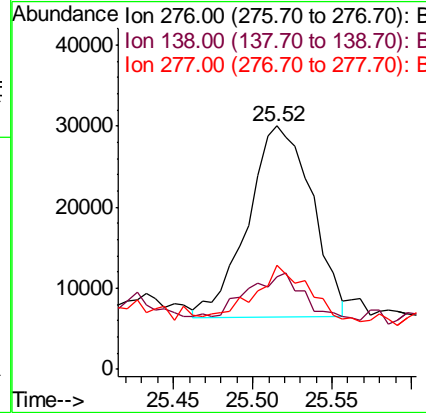
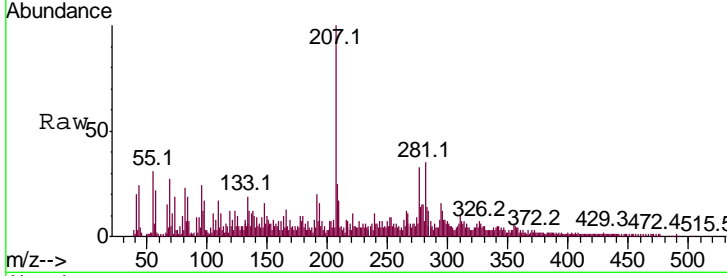




#91
 Indeno(1,2,3-cd)pyrene
 Concen: 1.635 ng/ul
 RT: 25.52 min Scan# 3830
 Delta R.T. 0.03 min
 Lab File: BM018121.D
 Acq: 13 Dec 2018 08:55

Instrument :
 BNA_M
 ClientSampled :

Tgt Ion	Resp	Lower	Upper
276	100		
138	38.2	18.2	27.2#
277	42.8	20.2	30.4#



#93
 Benzo(g,h,i)perylene
 Concen: 7.005 ng/ul
 RT: 26.18 min Scan# 3943
 Delta R.T. 0.04 min
 Lab File: BM018121.D
 Acq: 13 Dec 2018 08:55

Tgt Ion	Resp	Lower	Upper
276	100		
138	23.3	15.8	23.6
277	28.2	18.6	27.8#

