

Data Path : Z:\SVOASRV\HPCHEM1\BNA_M\DATA\BM122718\
 Data File : BM018415.D
 Acq On : 28 Dec 2018 02:27
 Operator : JU/SJ
 Sample : PB116035BS
 Misc :
 ALS Vial : 20 Sample Multiplier: 1

Instrument :
 BNA_M
 ClientSampleId :
 PB116035BS

Quant Time: Dec 28 04:09:42 2018
 Quant Method : Z:\SVOASRV\HPCHEM1\BNA_M\METHODS\8270-BM122718.M
 Quant Title : ASP BNA STANDARDS FOR 5 POINT CALIBRATION
 QLast Update : Thu Dec 27 14:18:47 2018
 Response via : Initial Calibration

Internal Standards	R.T.	QIon	Response	Conc	Units	Dev(Min)
1) 1,4-Dichlorobenzene-d4	7.79	152	476591	20.00	ng	0.00
21) Naphthalene-d8	10.58	136	2245794	20.00	ng	0.00
39) Acenaphthene-d10	14.43	164	1349462	20.00	ng	0.00
64) Phenanthrene-d10	17.18	188	3031351	20.00	ng	0.00
76) Chrysene-d12	21.37	240	3109366	20.00	ng	0.00
87) Perylene-d12	23.66	264	2941816	20.00	ng	0.00

System Monitoring Compounds

5) 2-Fluorophenol	5.36	112	678138	26.83	ng	0.00
7) Phenol-d6	6.95	99	668391	19.04	ng	0.00
23) Nitrobenzene-d5	8.95	82	1661765	42.47	ng	0.00
42) 2,4,6-Tribromophenol	15.93	330	1122506	65.47	ng	0.00
45) 2-Fluorobiphenyl	13.05	172	5039950	50.58	ng	0.00
79) Terphenyl-d14	19.81	244	9213406	63.14	ng	0.00

Target Compounds

Target Compounds	R.T.	QIon	Response	Conc	Units	Qvalue
2) 1,4-Dioxane	3.30	88	795	0.077	ng	# 1
3) Pyridine	3.69	79	353199	12.438	ng	99
4) n-Nitrosodimethylamine	3.62	42	157997	13.646	ng	# 93
8) 2-Chlorophenol	7.35	128	618035	20.274	ng	98
9) Benzaldehyde	6.94	77	4238	0.172	ng	# 57
10) Phenol	6.97	94	331094	9.169	ng	98
11) bis(2-Chloroethyl)ether	7.22	93	522928	18.578	ng	97
12) 1,3-Dichlorobenzene	7.67	146	655115	18.295	ng	99
13) 1,4-Dichlorobenzene	7.82	146	669454	18.401	ng	97
14) 1,2-Dichlorobenzene	8.13	146	662045	18.547	ng	98
15) Benzyl Alcohol	8.03	79	2032	0.075	ng	# 72
16) 2,2'-oxybis(1-Chloropropan	8.30	45	566157	12.630	ng	98
17) 2-Methylphenol	8.22	107	498581	19.490	ng	99
18) Hexachloroethane	8.86	117	223305	17.196	ng	95
19) n-Nitroso-di-n-propylamine	8.59	70	553393	20.696	ng	99
20) 3+4-Methylphenols	8.55	107	738438	21.516	ng	93
22) Acetophenone	8.62	105	1796	0.031	ng	# 1
24) Nitrobenzene	8.99	77	750121	19.372	ng	98
25) Isophorone	9.51	82	1470541	21.666	ng	98
26) 2-Nitrophenol	9.70	139	342885	25.075	ng	97
27) 2,4-Dimethylphenol	9.75	122	568597	20.225	ng	99
28) bis(2-Chloroethoxy)methane	9.99	93	772406	18.132	ng	99
29) 2,4-Dichlorophenol	10.22	162	771414	24.809	ng	98
30) 1,2,4-Trichlorobenzene	10.44	180	713784	18.739	ng	97
31) Naphthalene	10.63	128	2208048	20.399	ng	99
32) Benzoic acid	9.83	122	93766	10.246	ng	98
33) 4-Chloroaniline	10.75	127	13481	0.272	ng	# 57
34) Hexachlorobutadiene	10.90	225	401952	17.379	ng	98
35) Caprolactam	11.53	113	1667	0.145	ng	# 1
36) 4-Chloro-3-methylphenol	11.86	107	1043617	29.610	ng	99
37) 2-Methylnaphthalene	12.24	142	1449	0.018	ng	# 57
38) 1-Methylnaphthalene	12.46	142	5460	0.071	ng	# 83
40) 1,2,4,5-Tetrachlorobenzene	12.60	216	906176	21.450	ng	99
41) Hexachlorocyclopentadiene	12.58	237	380127	18.557	ng	100

Data Path : Z:\SVOASRV\HPCHEM1\BNA_M\DATA\BM122718\
 Data File : BM018415.D
 Acq On : 28 Dec 2018 02:27
 Operator : JU/SJ
 Sample : PB116035BS
 Misc :
 ALS Vial : 20 Sample Multiplier: 1

Instrument :
 BNA_M
 ClientSampleId :
 PB116035BS

Quant Time: Dec 28 04:09:42 2018
 Quant Method : Z:\SVOASRV\HPCHEM1\BNA_M\METHODS\8270-BM122718.M
 Quant Title : ASP BNA STANDARDS FOR 5 POINT CALIBRATION
 QLast Update : Thu Dec 27 14:18:47 2018
 Response via : Initial Calibration

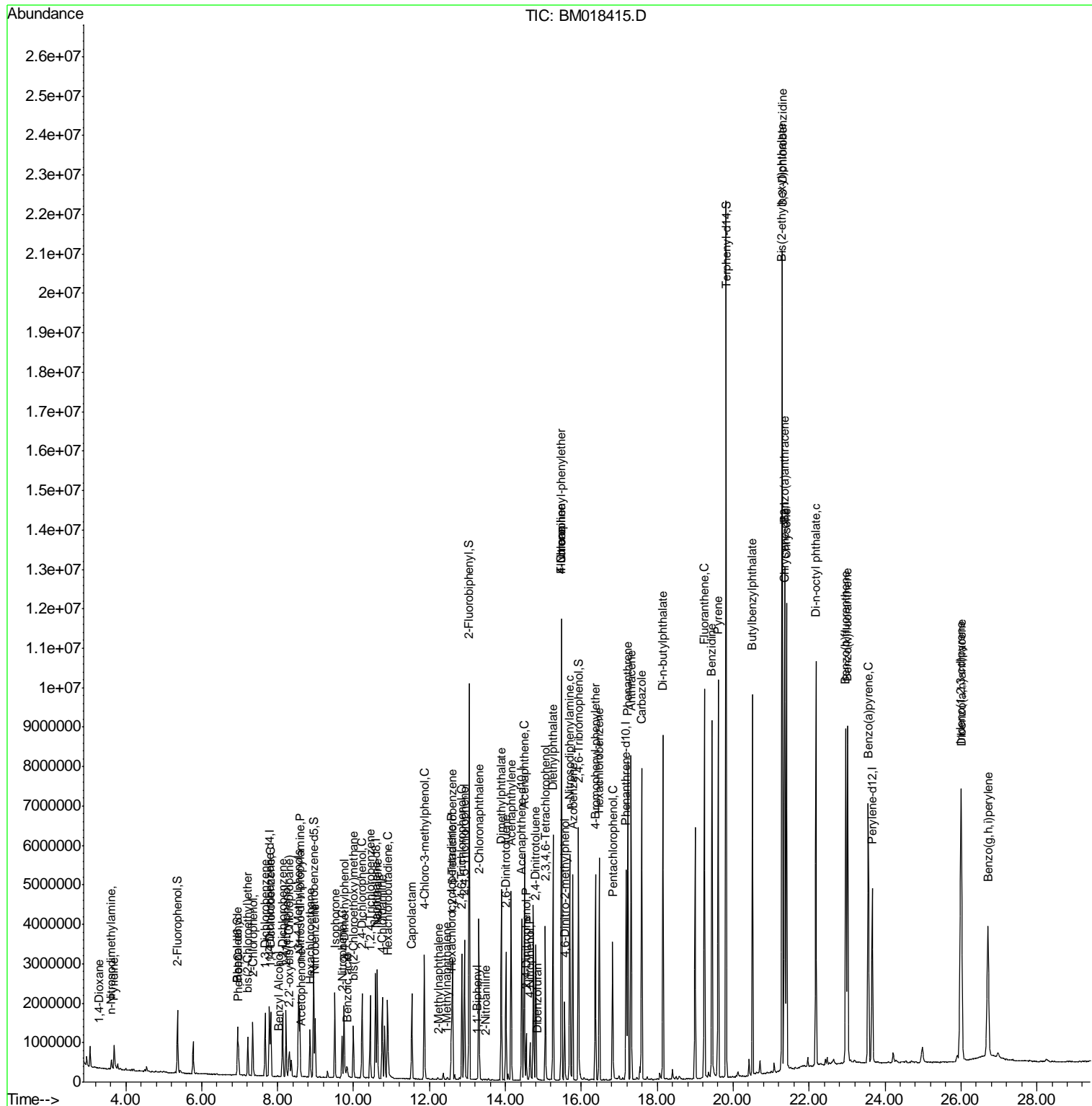
Internal Standards	R.T.	QIon	Response	Conc	Units	Dev(Min)
43) 2,4,6-Trichlorophenol	12.86	196	752170	31.344	ng	100
44) 2,4,5-Trichlorophenol	12.92	196	914830	34.885	ng	99
46) 1,1'-Biphenyl	13.26	154	12329	0.107	ng	92
47) 2-Chloronaphthalene	13.30	162	1992442	22.559	ng	99
48) 2-Nitroaniline	13.49	65	902	0.038	ng	# 3
49) Acenaphthylene	14.15	152	3455948	25.416	ng	99
50) Dimethylphthalate	13.89	163	3136291	27.818	ng	99
51) 2,6-Dinitrotoluene	14.02	165	657821	27.801	ng	95
52) Acenaphthene	14.50	154	2097057	25.556	ng	97
54) 2,4-Dinitrophenol	14.55	184	236943	39.532	ng	90
55) Dibenzofuran	14.83	168	10967	0.082	ng	# 88
56) 4-Nitrophenol	14.64	139	251557	15.974	ng	97
57) 2,4-Dinitrotoluene	14.80	165	1008471	31.500	ng	95
58) Fluorene	15.48	166	2954438	28.250	ng	99
59) 2,3,4,6-Tetrachlorophenol	15.06	232	740143	30.562	ng	99
60) Diethylphthalate	15.26	149	3384104	28.698	ng	99
61) 4-Chlorophenyl-phenylether	15.48	204	1436338	24.998	ng	97
62) 4-Nitroaniline	15.48	138	39769	1.420	ng	# 33
63) Azobenzene	15.77	77	2741059	25.504	ng	98
65) 4,6-Dinitro-2-methylphenol	15.56	198	411177	35.973	ng	89
66) n-Nitrosodiphenylamine	15.70	169	2172307	22.993	ng	100
67) 4-Bromophenyl-phenylether	16.37	248	914514	27.704	ng	97
68) Hexachlorobenzene	16.47	284	1076820	28.797	ng	99
70) Pentachlorophenol	16.82	266	586361	26.892	ng	99
71) Phenanthrene	17.23	178	4958862	30.903	ng	100
72) Anthracene	17.32	178	4957309	31.011	ng	100
73) Carbazole	17.59	167	4915628	29.280	ng	99
74) Di-n-butylphthalate	18.15	149	6100857	31.974	ng	100
75) Fluoranthene	19.24	202	5891014	30.999	ng	100
77) Benzidine	19.44	184	4555350	51.254	ng	100
78) Pyrene	19.60	202	6162020	34.142	ng	99
80) Butylbenzylphthalate	20.51	149	2767612	35.776	ng	99
81) Benzo(a)anthracene	21.36	228	5875738	32.173	ng	99
82) 3,3'-Dichlorobenzidine	21.30	252	5006850	71.360	ng	99
83) Chrysene	21.41	228	5652197	32.080	ng	99
84) Bis(2-ethylhexyl)phthalate	21.28	149	4139690	34.024	ng	100
85) Di-n-octyl phthalate	22.18	149	6893328	34.276	ng	98
86) Indeno(1,2,3-cd)pyrene	26.00	276	5244753	24.048	ng	99
88) Benzo(b)fluoranthene	22.97	252	5691755	34.688	ng	100
89) Benzo(k)fluoranthene	23.01	252	5583131	34.020	ng	99
90) Benzo(a)pyrene	23.56	252	4916362	31.190	ng	99
91) Dibenzo(a,h)anthracene	26.01	278	4503837	27.438	ng	99
92) Benzo(g,h,i)perylene	26.71	276	3991686	25.397	ng	97

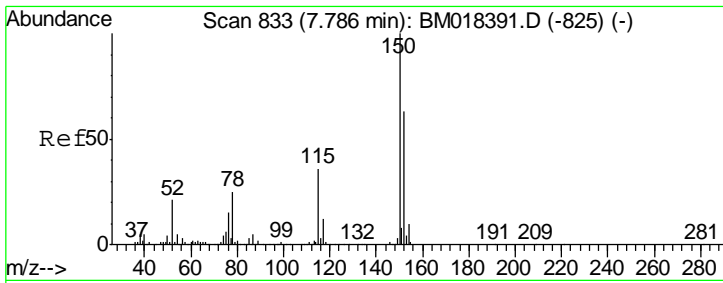
(#) = qualifier out of range (m) = manual integration (+) = signals summed

Data Path : Z:\SVOASRV\HPCHEM1\BNA_M\DATA\BM122718\
 Data File : BM018415.D
 Acq On : 28 Dec 2018 02:27
 Operator : JU/SJ
 Sample : PB116035BS
 Misc :
 ALS Vial : 20 Sample Multiplier: 1

Instrument :
 BNA_M
 Client Sampled :
 PB116035BS

Quant Time: Dec 28 04:09:42 2018
 Quant Method : Z:\SVOASRV\HPCHEM1\BNA_M\METHODS\8270-BM122718.M
 Quant Title : ASP BNA STANDARDS FOR 5 POINT CALIBRATION
 QLast Update : Thu Dec 27 14:18:47 2018
 Response via : Initial Calibration

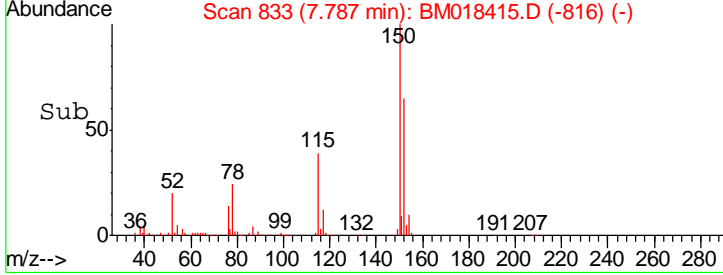
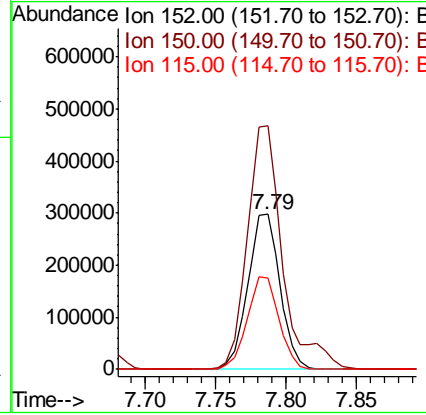
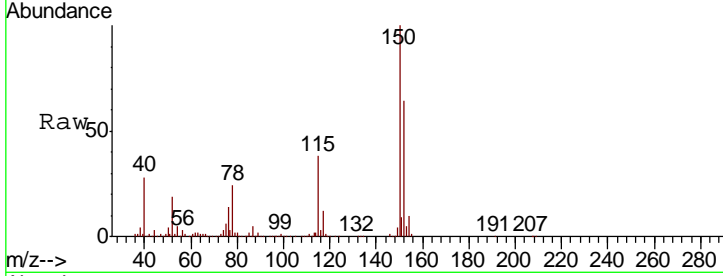




#1
 1,4-Dichlorobenzene-d4
 Concen: 20.000 ng
 RT: 7.79 min Scan# 833
 Delta R.T. 0.00 min
 Lab File: BM018415.D
 Acq: 28 Dec 2018 02:27

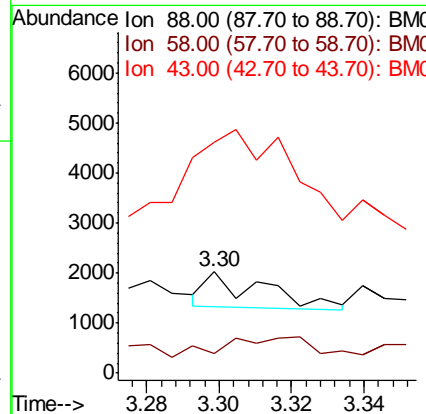
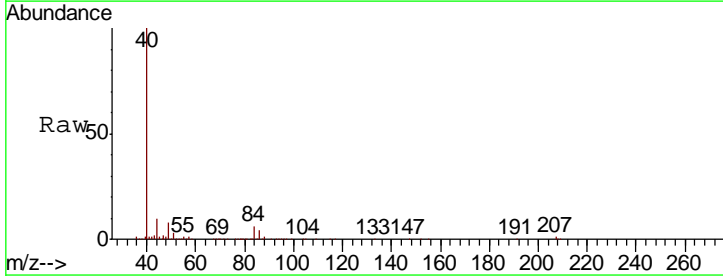
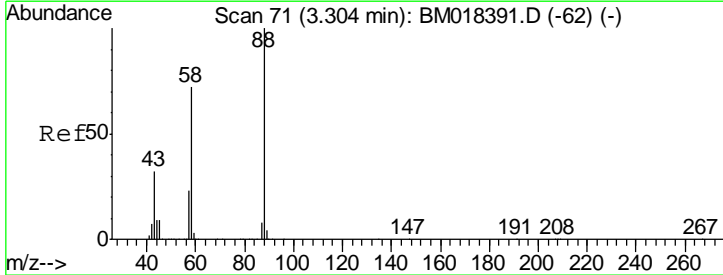
Instrument :
 BNA_M
ClientSampled :
 PB116035BS

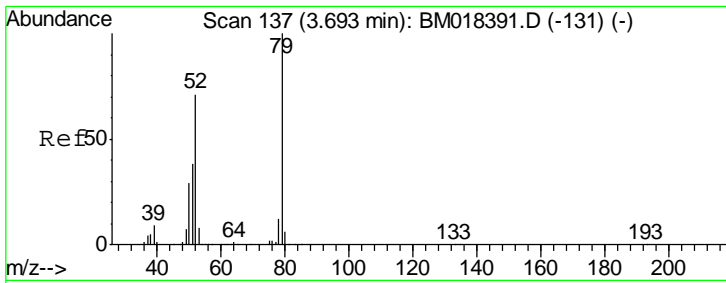
Tgt Ion	Resp	Lower	Upper
152	100		
150	157.4	126.9	190.3
115	59.1	45.5	68.3



#2
 1,4-Dioxane
 Concen: 0.077 ng
 RT: 3.30 min Scan# 70
 Delta R.T. -0.01 min
 Lab File: BM018415.D
 Acq: 28 Dec 2018 02:27

Tgt Ion	Resp	Lower	Upper
88	100		
58	0.0	58.4	87.6#
43	640.5	26.2	39.4#

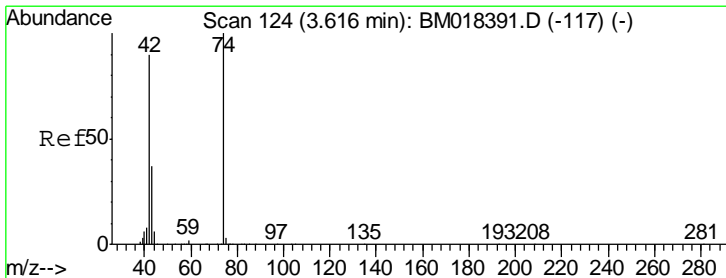
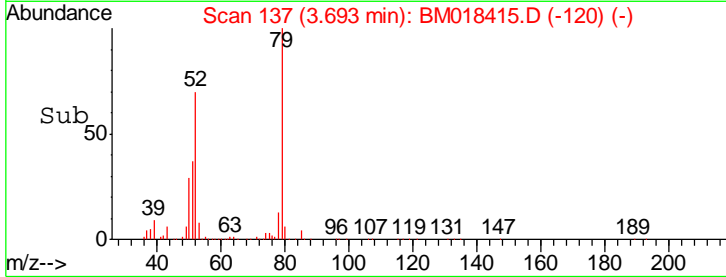
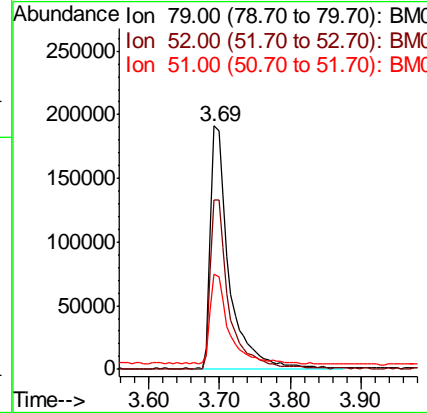
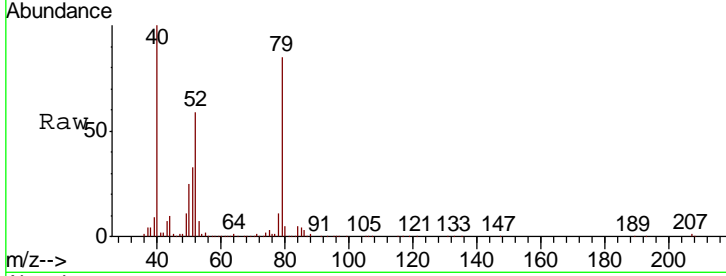




#3
 Pyridine
 Concen: 12.438 ng
 RT: 3.69 min Scan# 137
 Delta R.T. 0.00 min
 Lab File: BM018415.D
 Acq: 28 Dec 2018 02:27

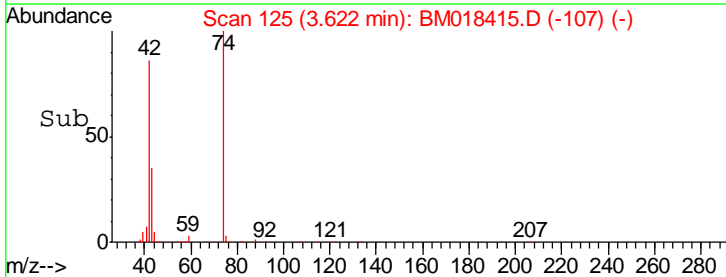
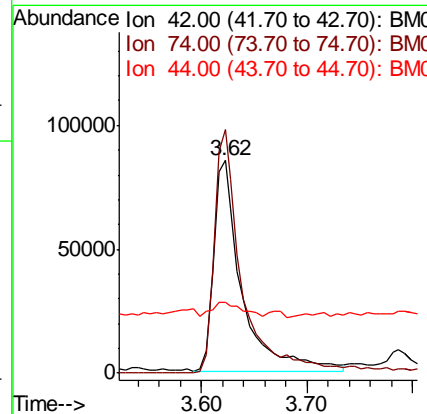
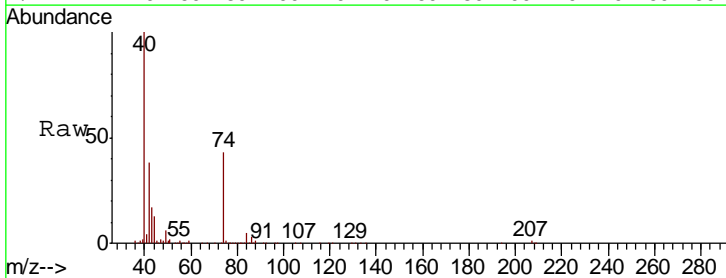
Instrument :
 BNA_M
 ClientSampleId :
 PB116035BS

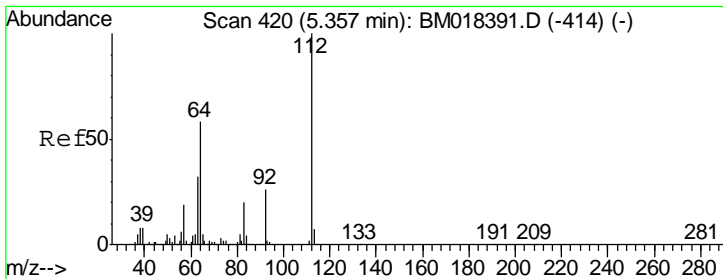
Tgt Ion	Resp	Lower	Upper
79	100		
52	69.4	56.4	84.6
51	39.2	31.0	46.4



#4
 n-Nitrosodimethylamine
 Concen: 13.646 ng
 RT: 3.62 min Scan# 125
 Delta R.T. 0.01 min
 Lab File: BM018415.D
 Acq: 28 Dec 2018 02:27

Tgt Ion	Resp	Lower	Upper
42	100		
74	114.5	88.6	132.8
44	33.1	16.9	25.3#

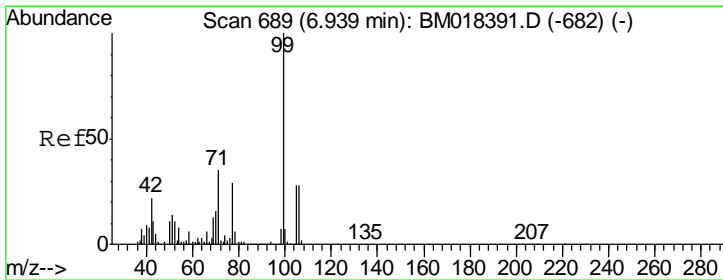
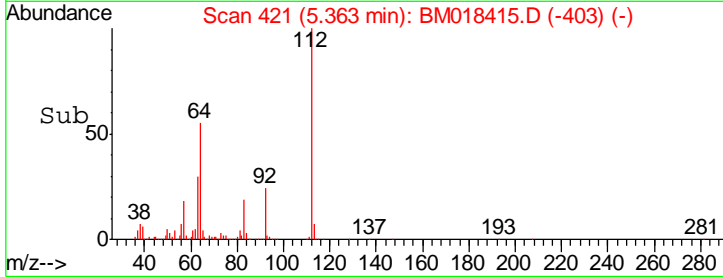
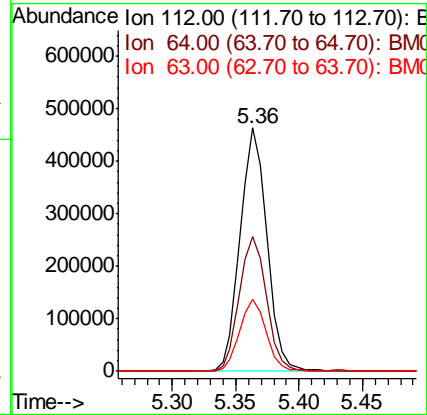
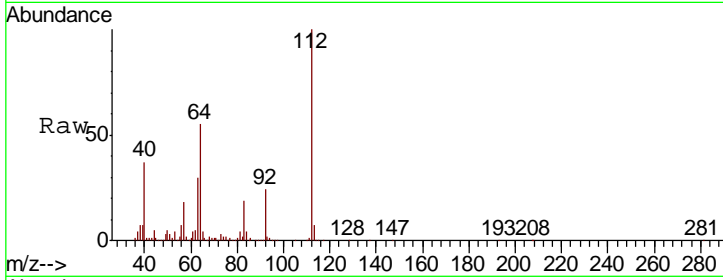




#5
 2-Fluorophenol
 Concen: 26.827 ng
 RT: 5.36 min Scan# 421
 Delta R.T. 0.01 min
 Lab File: BM018415.D
 Acq: 28 Dec 2018 02:27

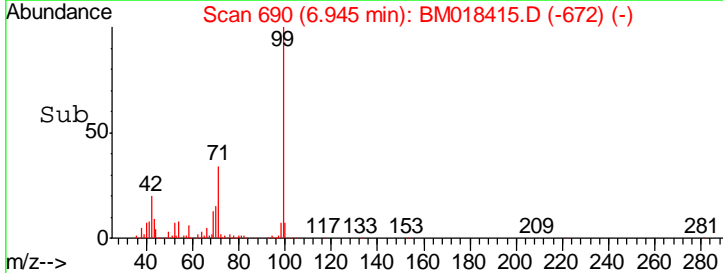
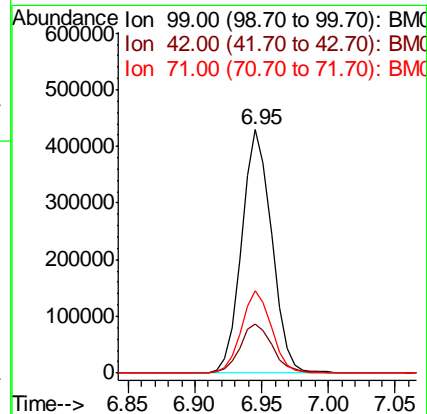
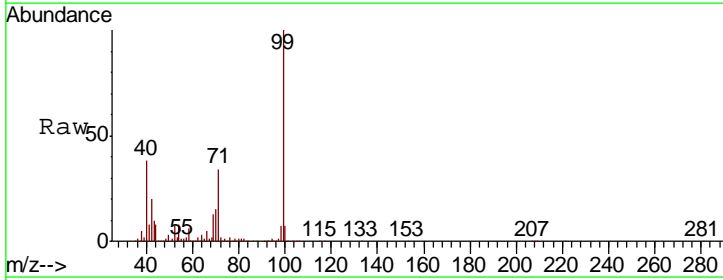
Instrument :
 BNA_M
 ClientSampleId :
 PB116035BS

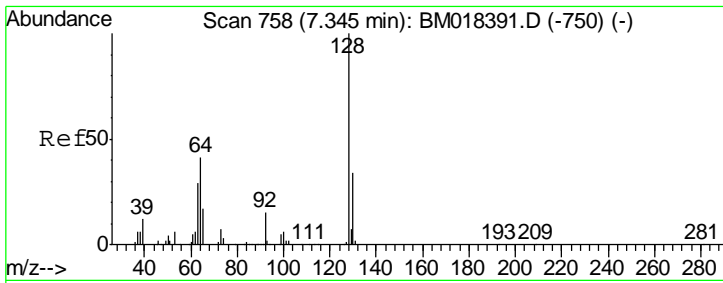
Tgt Ion	Resp	Lower	Upper
112	100		
64	55.1	46.5	69.7
63	29.6	25.2	37.8



#7
 Phenol-d6
 Concen: 19.042 ng
 RT: 6.95 min Scan# 690
 Delta R.T. 0.01 min
 Lab File: BM018415.D
 Acq: 28 Dec 2018 02:27

Tgt Ion	Resp	Lower	Upper
99	100		
42	19.9	17.3	25.9
71	33.7	28.0	42.0

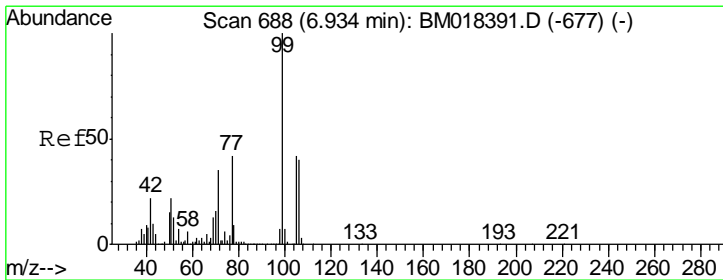
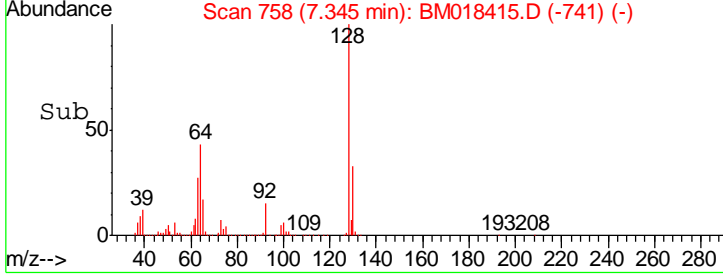
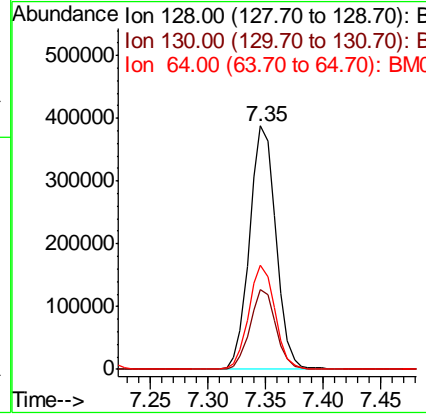
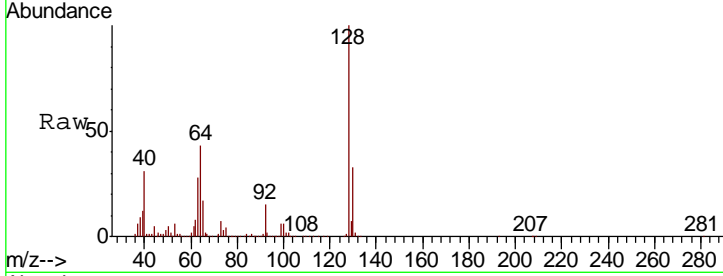




#8
 2-Chlorophenol
 Concen: 20.274 ng
 RT: 7.35 min Scan# 758
 Delta R.T. 0.00 min
 Lab File: BM018415.D
 Acq: 28 Dec 2018 02:27

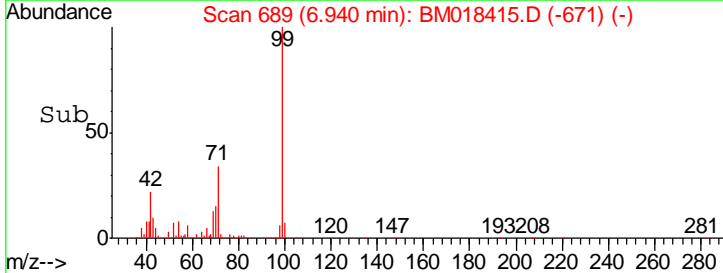
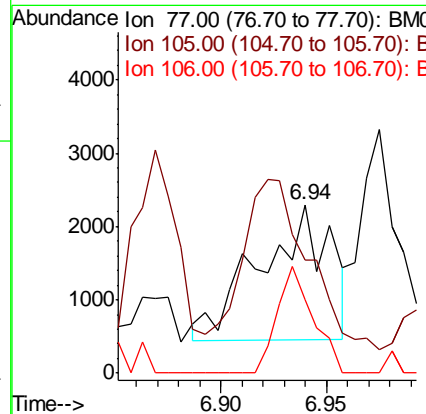
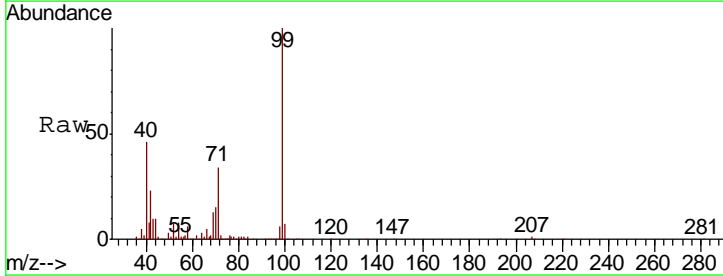
Instrument :
 BNA_M
ClientSampleId :
 PB116035BS

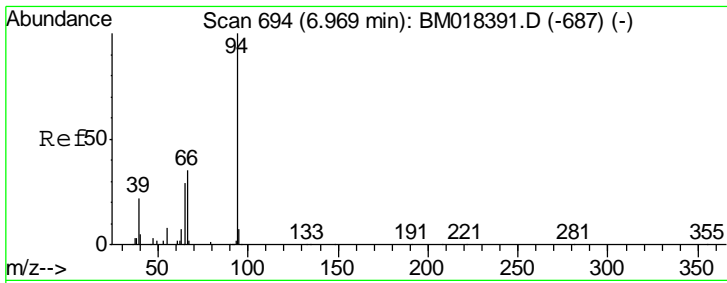
Tgt Ion	Resp	Lower	Upper
128	100		
130	33.0	13.6	53.6
64	42.6	24.8	64.8



#9
 Benzaldehyde
 Concen: 0.172 ng
 RT: 6.94 min Scan# 689
 Delta R.T. 0.01 min
 Lab File: BM018415.D
 Acq: 28 Dec 2018 02:27

Tgt Ion	Resp	Lower	Upper
77	100		
105	67.3	79.7	119.7#
106	43.4	75.2	115.2#

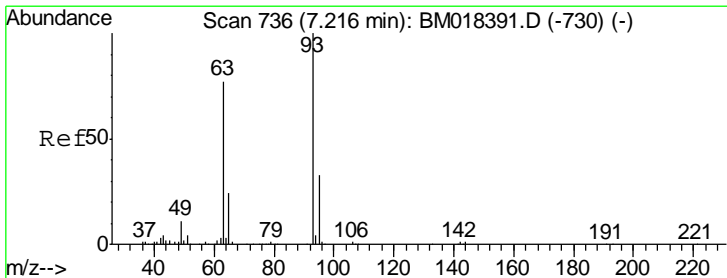
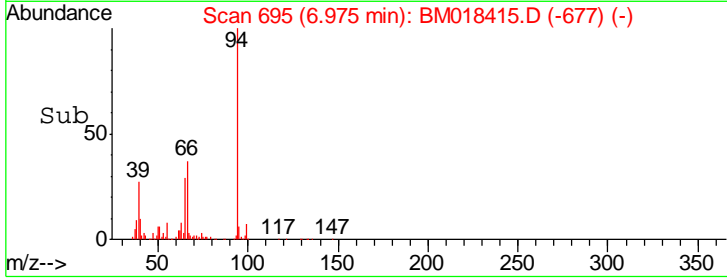
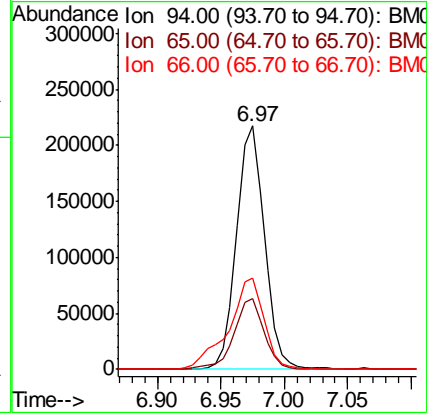
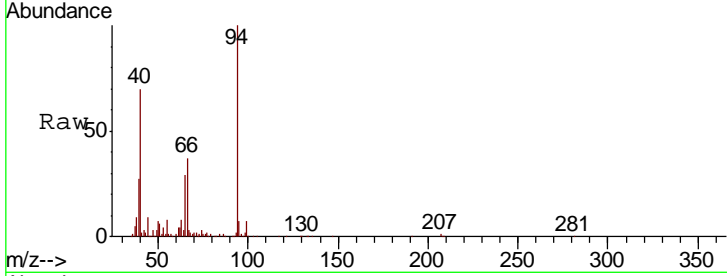




#10
 Phenol
 Concen: 9.169 ng
 RT: 6.97 min Scan# 695
 Delta R.T. 0.01 min
 Lab File: BM018415.D
 Acq: 28 Dec 2018 02:27

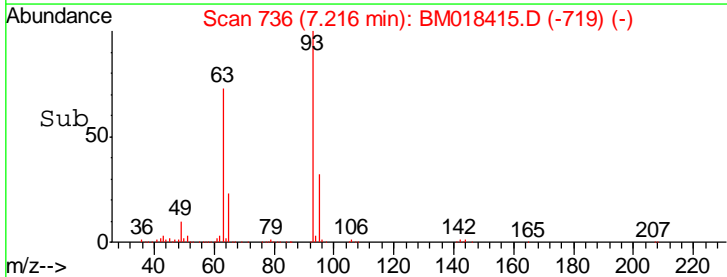
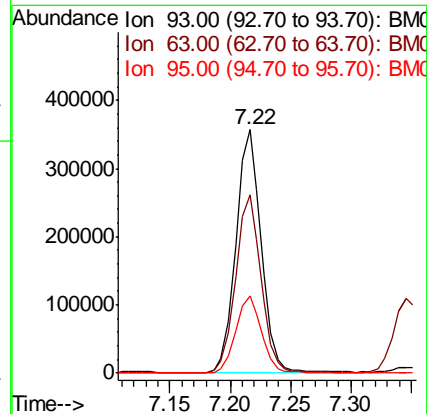
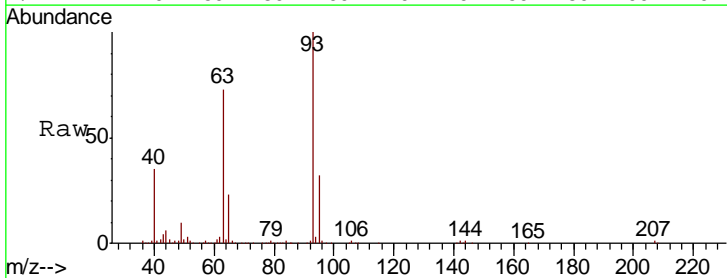
Instrument :
 BNA_M
 ClientSampleID :
 PB116035BS

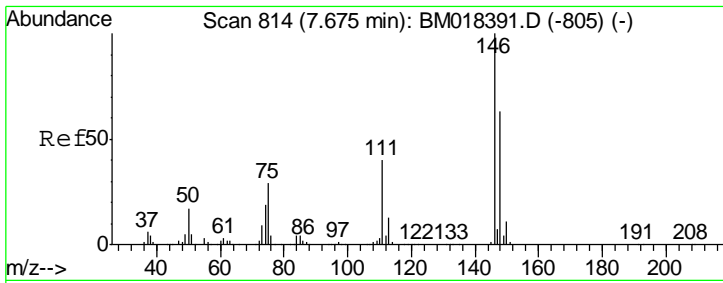
Tgt Ion	Resp	Lower	Upper
94	331094		
65	29.0	9.4	49.4
66	37.5	19.1	59.1



#11
 bis(2-Chloroethyl)ether
 Concen: 18.578 ng
 RT: 7.22 min Scan# 736
 Delta R.T. 0.00 min
 Lab File: BM018415.D
 Acq: 28 Dec 2018 02:27

Tgt Ion	Resp	Lower	Upper
93	522928		
63	73.0	56.4	96.4
95	31.7	12.7	52.7

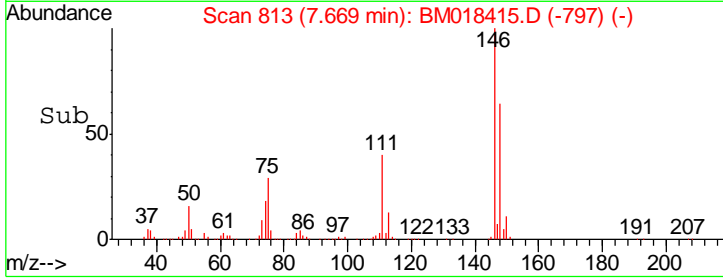
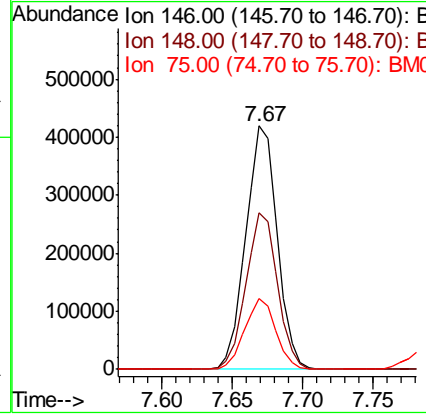
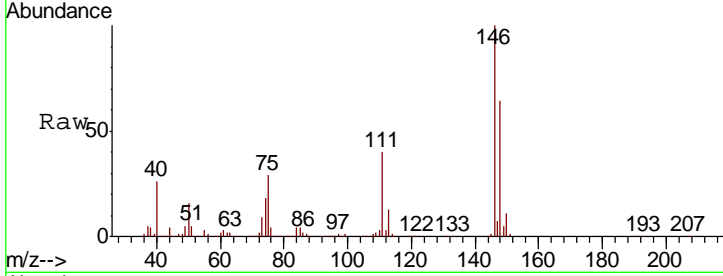




#12
 1,3-Dichlorobenzene
 Concen: 18.295 ng
 RT: 7.67 min Scan# 813
 Delta R.T. -0.01 min
 Lab File: BM018415.D
 Acq: 28 Dec 2018 02:27

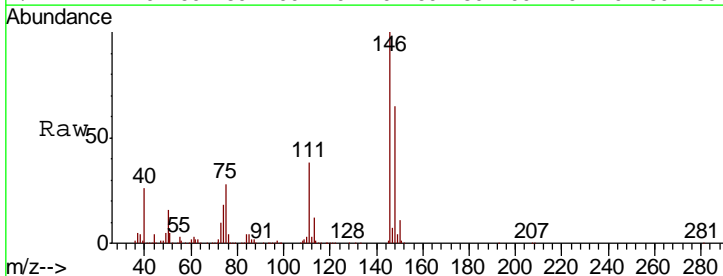
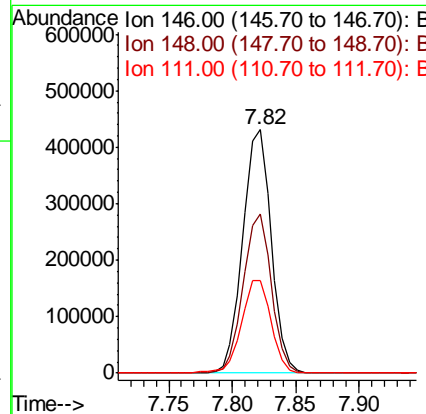
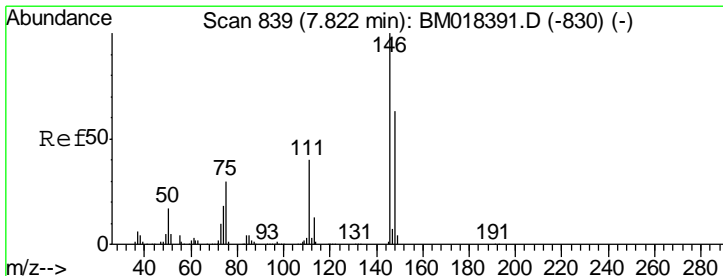
Instrument :
 BNA_M
 ClientSampleId :
 PB116035BS

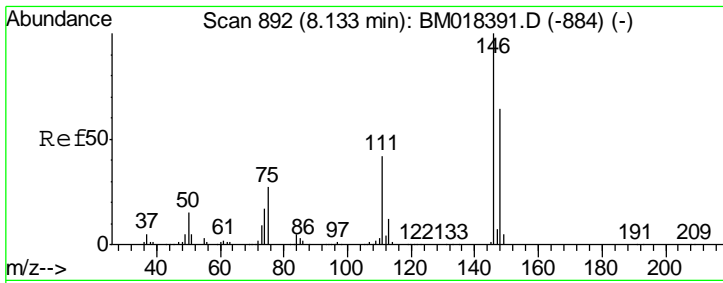
Tgt Ion	Resp	Lower	Upper
146	100		
148	64.2	50.5	75.7
75	28.9	23.0	34.6



#13
 1,4-Dichlorobenzene
 Concen: 18.401 ng
 RT: 7.82 min Scan# 839
 Delta R.T. 0.00 min
 Lab File: BM018415.D
 Acq: 28 Dec 2018 02:27

Tgt Ion	Resp	Lower	Upper
146	100		
148	65.2	50.8	76.2
111	38.1	32.2	48.2

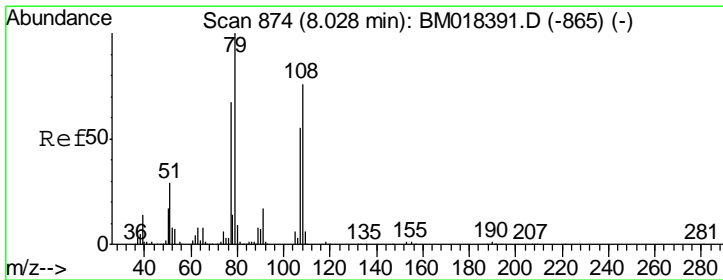
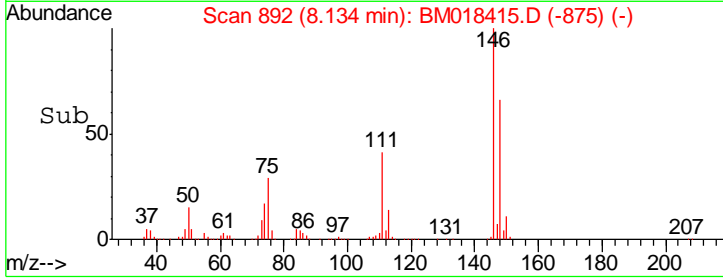
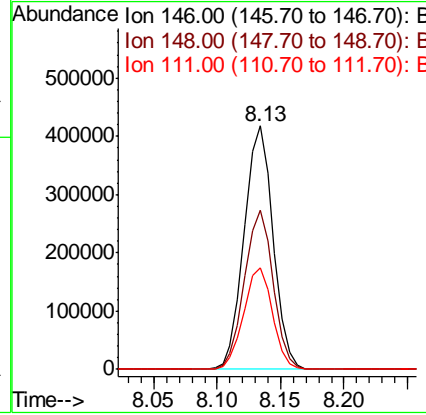
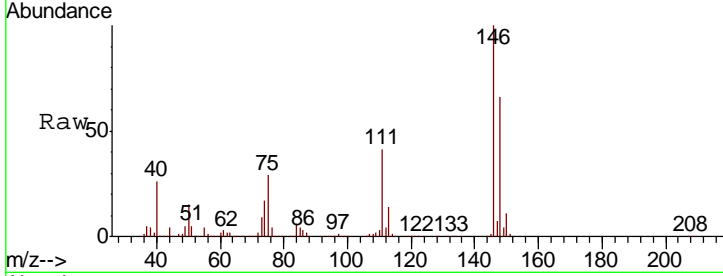




#14
 1,2-Dichlorobenzene
 Concen: 18.547 ng
 RT: 8.13 min Scan# 892
 Delta R.T. 0.00 min
 Lab File: BM018415.D
 Acq: 28 Dec 2018 02:27

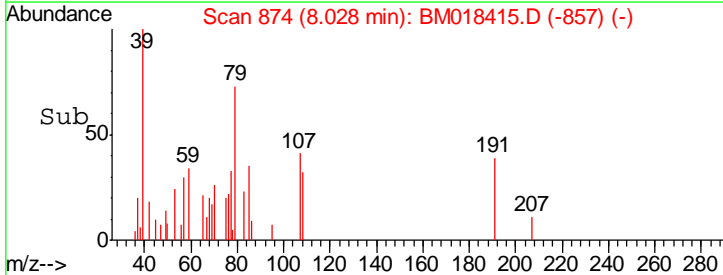
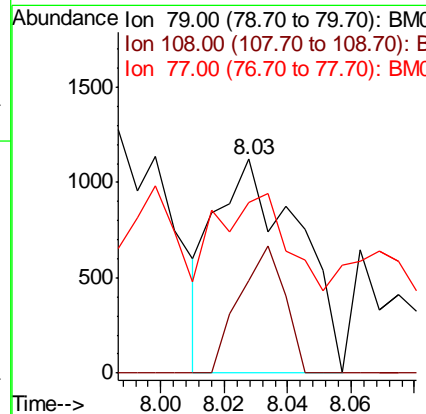

Instrument :
 BNA_M
 ClientSampleID :
 PB116035BS

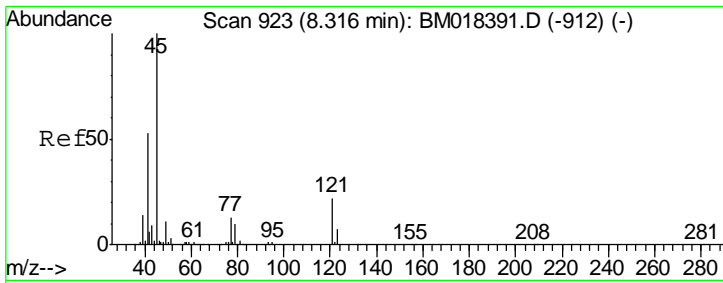
Tgt Ion	Resp	Lower	Upper
146	100		
148	65.5	51.0	76.6
111	41.4	33.8	50.6



#15
 Benzyl Alcohol
 Concen: 0.075 ng
 RT: 8.03 min Scan# 874
 Delta R.T. 0.00 min
 Lab File: BM018415.D
 Acq: 28 Dec 2018 02:27

Tgt Ion	Resp	Lower	Upper
79	100		
108	43.1	60.4	90.6#
77	80.1	53.4	80.2

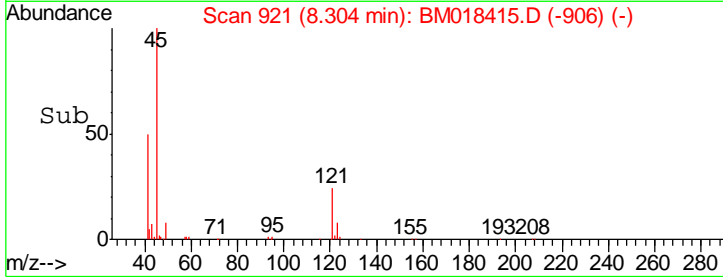
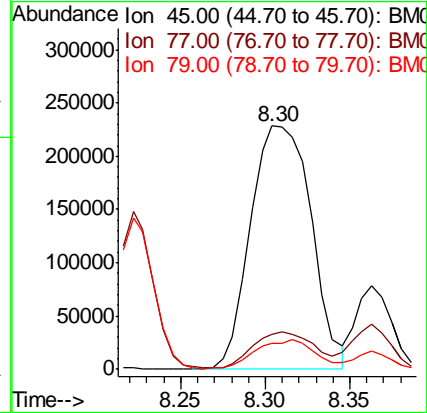
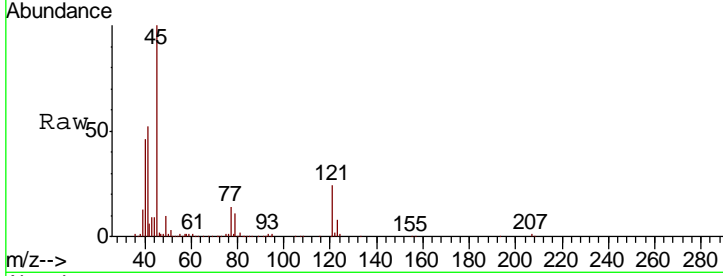




#16
 2,2'-oxybis(1-Chloropropane)
 Concen: 12.630 ng
 RT: 8.30 min Scan# 921
 Delta R.T. -0.01 min
 Lab File: BM018415.D
 Acq: 28 Dec 2018 02:27

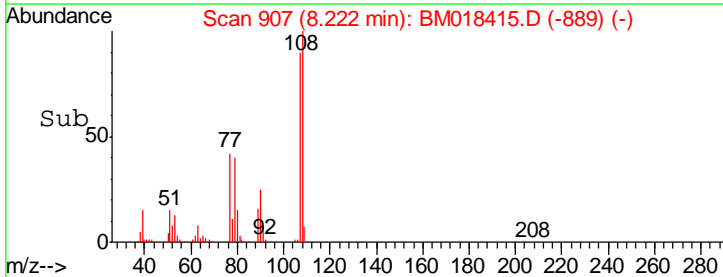
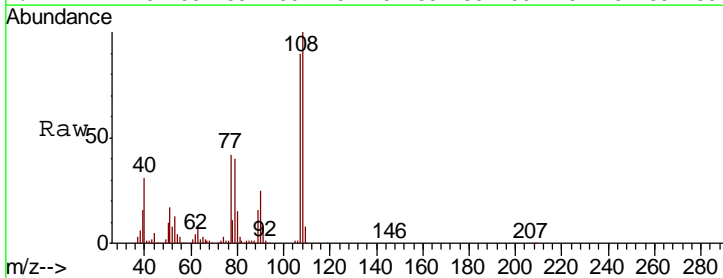
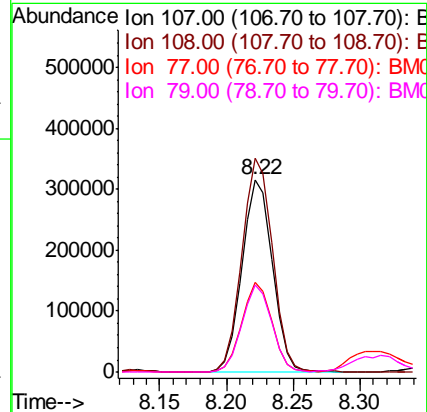
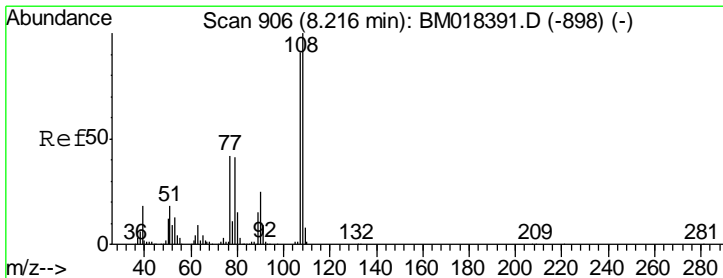
Instrument :
 BNA_M
 ClientSampleId :
 PB116035BS

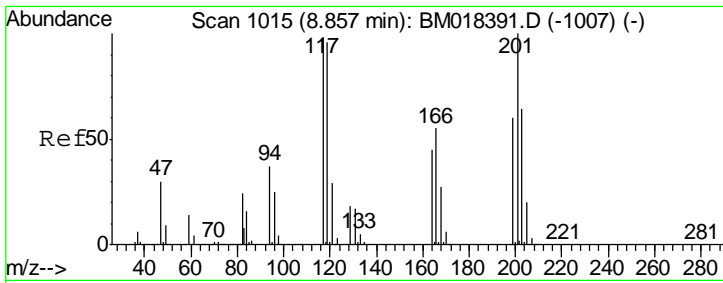
Tgt Ion	Resp	Lower	Upper
45	100		
77	14.5	0.0	33.4
79	10.9	0.0	31.1



#17
 2-Methylphenol
 Concen: 19.490 ng
 RT: 8.22 min Scan# 907
 Delta R.T. 0.01 min
 Lab File: BM018415.D
 Acq: 28 Dec 2018 02:27

Tgt Ion	Resp	Lower	Upper
107	100		
108	111.0	87.5	131.3
77	46.7	37.3	55.9
79	44.9	36.4	54.6

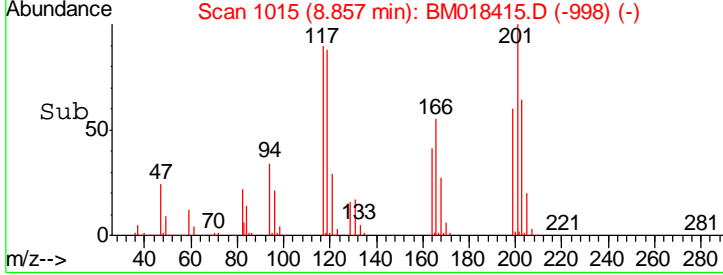
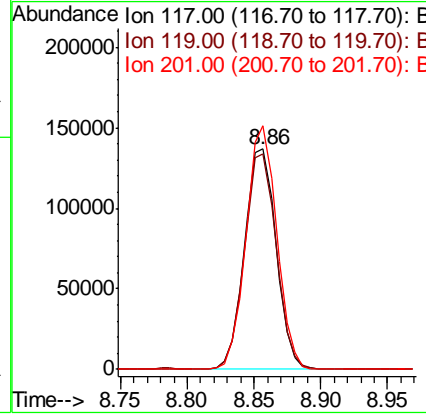
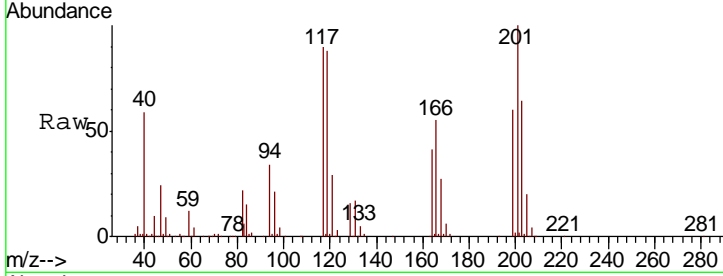




#18
 Hexachloroethane
 Concen: 17.196 ng
 RT: 8.86 min Scan# 1015
 Delta R.T. 0.00 min
 Lab File: BM018415.D
 Acq: 28 Dec 2018 02:27

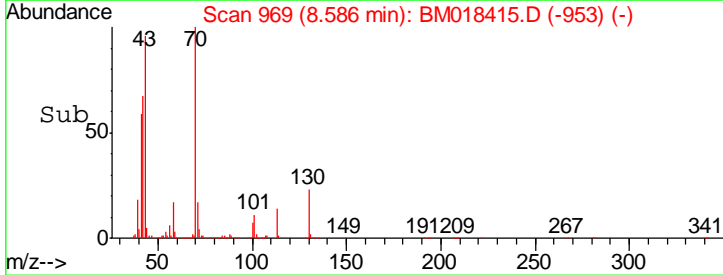
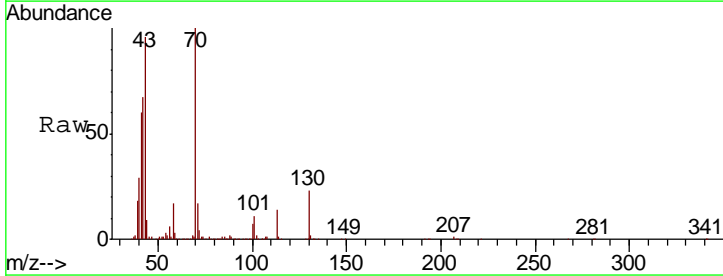
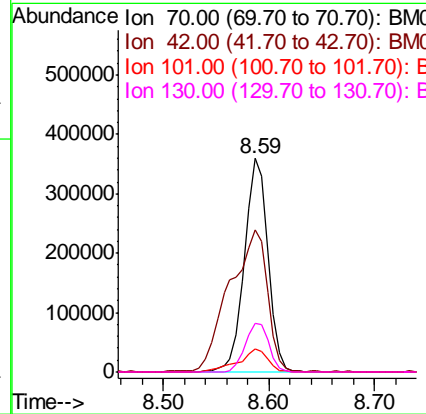
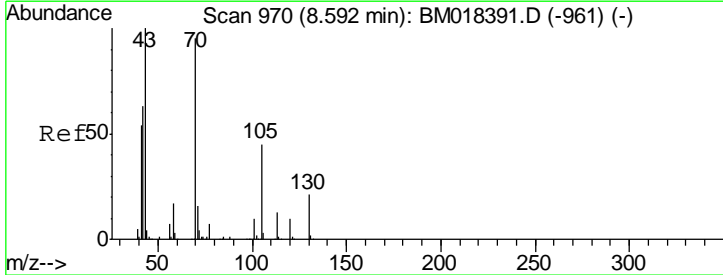
Instrument :
 BNA_M
 ClientSampleId :
 PB116035BS

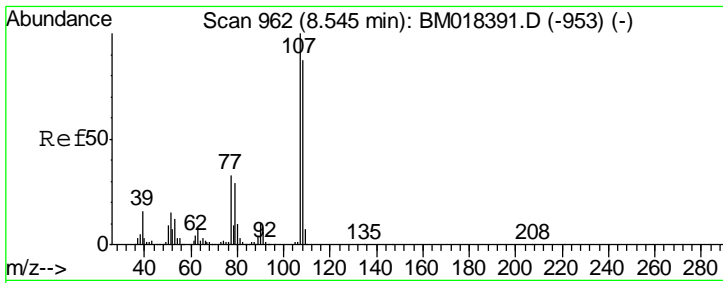
Tgt Ion	Resp	Lower	Upper
117	100		
119	97.8	78.3	117.5
201	110.7	81.4	122.0



#19
 n-Nitroso-di-n-propylamine
 Concen: 20.696 ng
 RT: 8.59 min Scan# 969
 Delta R.T. -0.01 min
 Lab File: BM018415.D
 Acq: 28 Dec 2018 02:27

Tgt Ion	Resp	Lower	Upper
70	100		
42	66.8	54.0	81.0
101	10.8	8.1	12.1
130	22.7	17.8	26.6

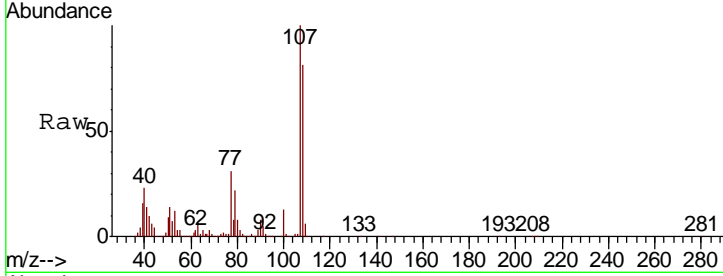




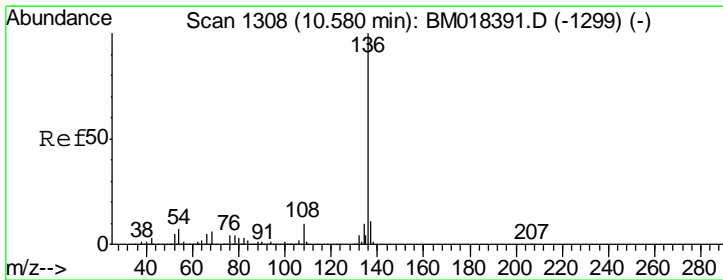
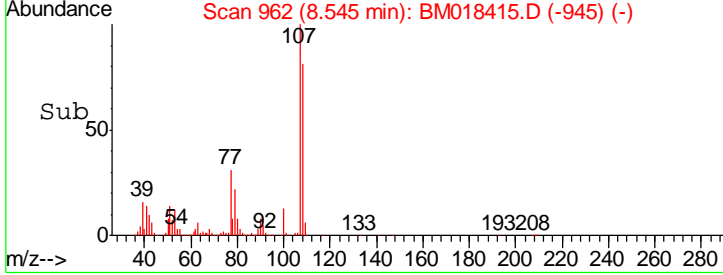
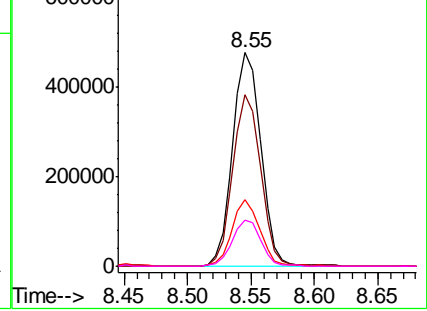
#20
 3+4-Methylphenols
 Concen: 21.516 ng
 RT: 8.55 min Scan# 962
 Delta R.T. 0.00 min
 Lab File: BM018415.D
 Acq: 28 Dec 2018 02:27

Instrument :
 BNA_M
 ClientSampled :
 PB116035BS

Tgt Ion	Resp	Lower	Upper
107	100		
108	80.5	66.8	106.8
77	31.4	13.3	53.3
79	21.8	8.8	48.8

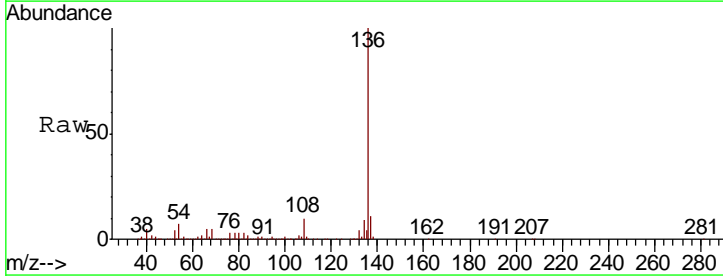


Abundance
 Ion 107.00 (106.70 to 107.70): E
 Ion 108.00 (107.70 to 108.70): E
 Ion 77.00 (76.70 to 77.70): BM
 Ion 79.00 (78.70 to 79.70): BM

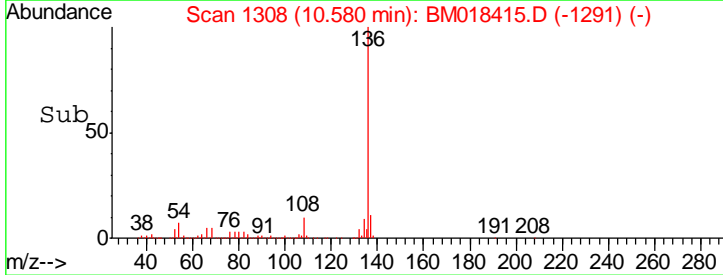
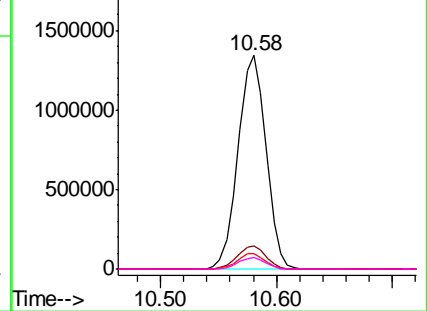


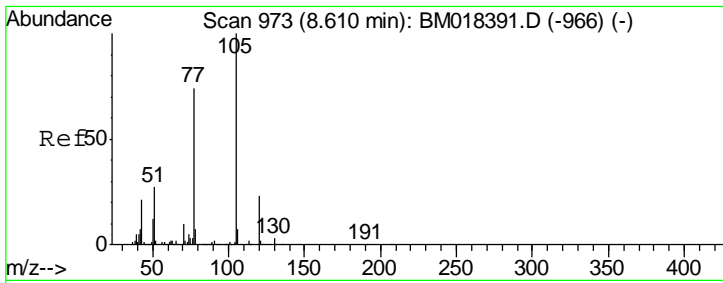
#21
 Naphthalene-d8
 Concen: 20.000 ng
 RT: 10.58 min Scan# 1308
 Delta R.T. 0.00 min
 Lab File: BM018415.D
 Acq: 28 Dec 2018 02:27

Tgt Ion	Resp	Lower	Upper
136	100		
137	11.1	8.5	12.7
54	7.2	6.0	9.0
68	5.2	4.5	6.7



Abundance
 Ion 136.00 (135.70 to 136.70): E
 Ion 137.00 (136.70 to 137.70): E
 Ion 54.00 (53.70 to 54.70): BM
 Ion 68.00 (67.70 to 68.70): BM

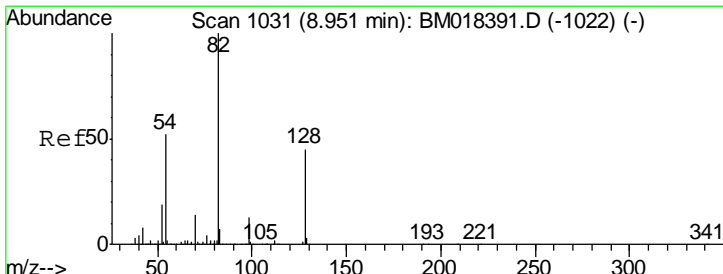
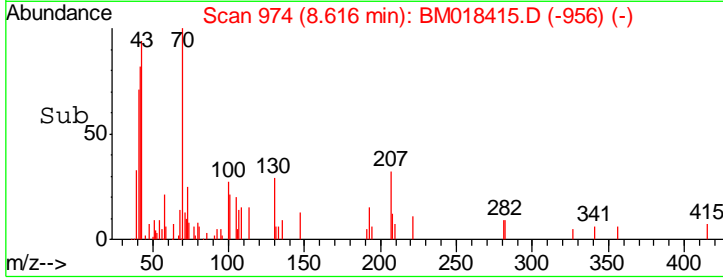
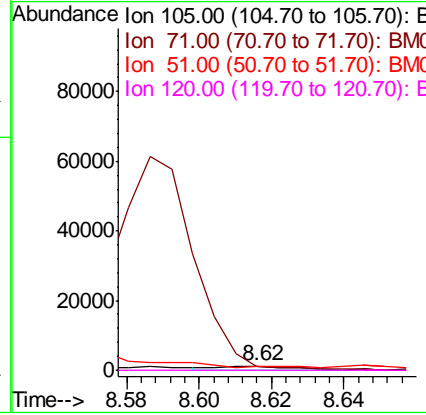
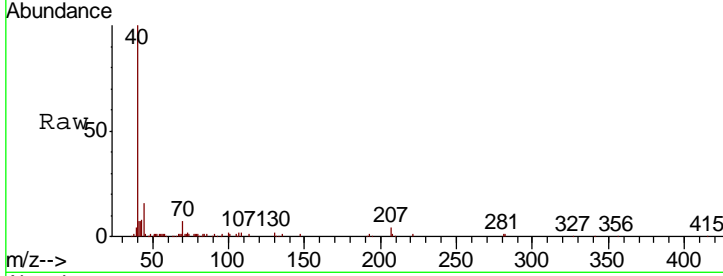




#22
 Acetophenone
 Concen: 0.031 ng
 RT: 8.62 min Scan# 974
 Delta R.T. 0.01 min
 Lab File: BM018415.D
 Acq: 28 Dec 2018 02:27

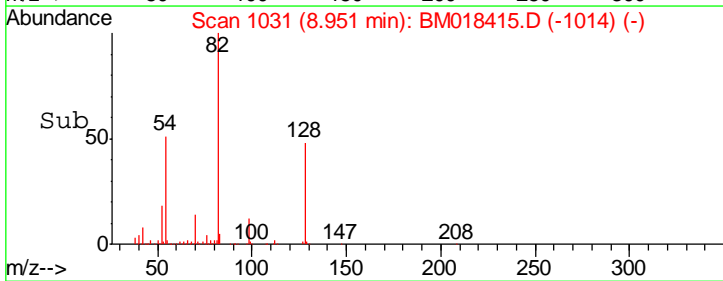
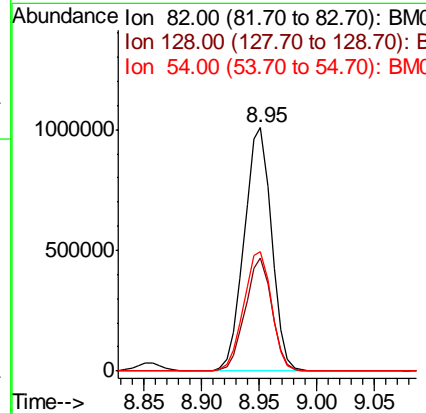
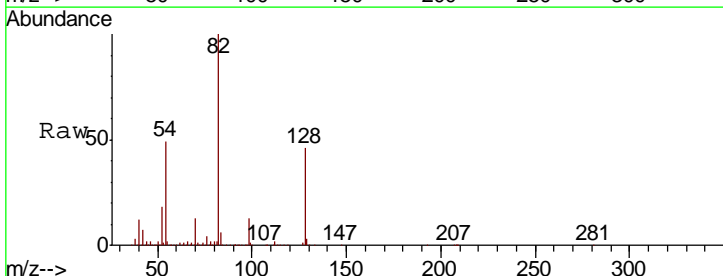
Instrument :
 BNA_M
ClientSampled :
 PB116035BS

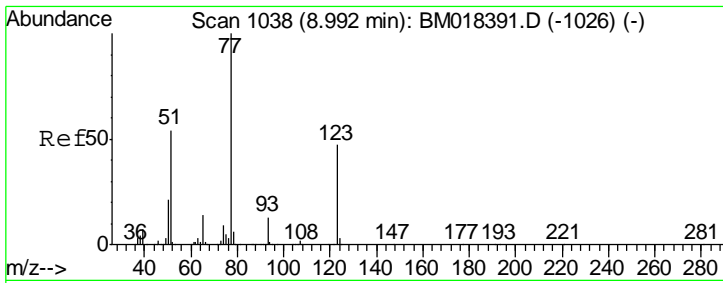
Tgt Ion	Resp	Lower	Upper
105	1796		
71	97.1	1.7	2.5#
51	100.3	22.6	34.0#
120	0.0	18.3	27.5#



#23
 Nitrobenzene-d5
 Concen: 42.468 ng
 RT: 8.95 min Scan# 1031
 Delta R.T. 0.00 min
 Lab File: BM018415.D
 Acq: 28 Dec 2018 02:27

Tgt Ion	Resp	Lower	Upper
82	1661765		
128	46.3	36.3	54.5
54	49.2	41.7	62.5

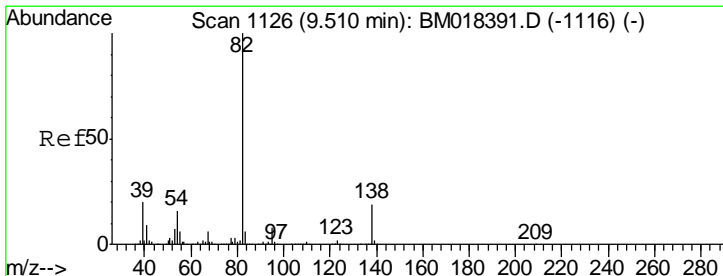
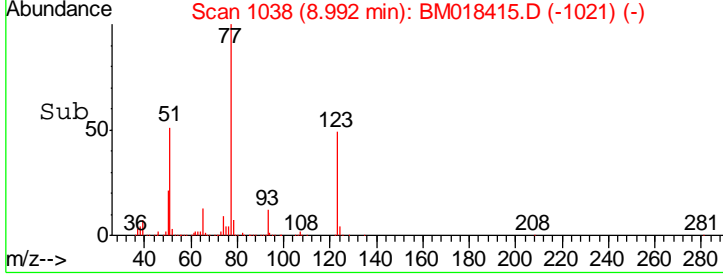
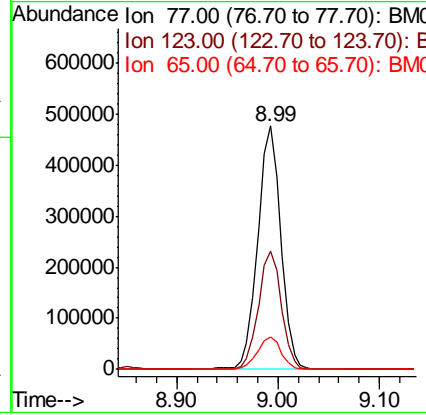
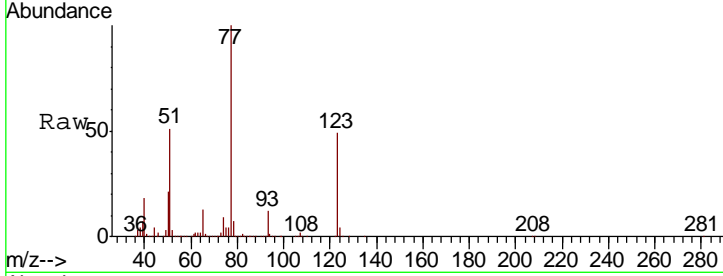




#24
 Nitrobenzene
 Concen: 19.372 ng
 RT: 8.99 min Scan# 1038
 Delta R.T. 0.00 min
 Lab File: BM018415.D
 Acq: 28 Dec 2018 02:27

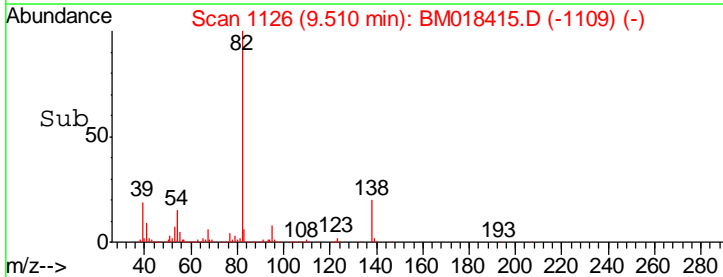
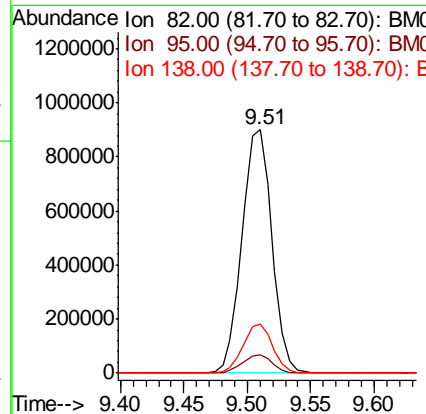
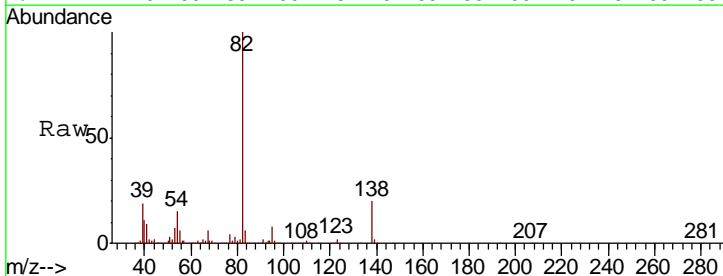
Instrument :
 BNA_M
 ClientSampled :
 PB116035BS

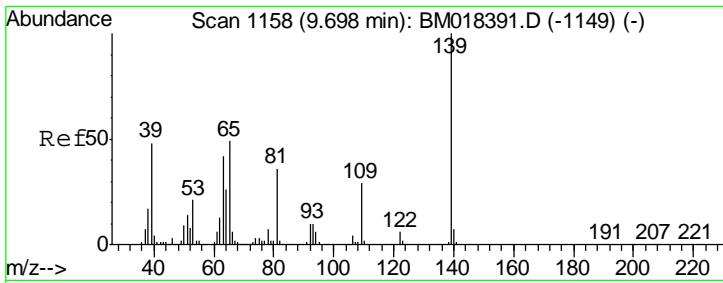
Tgt Ion	Resp	Lower	Upper
77	100		
123	48.7	37.7	56.5
65	13.4	11.0	16.6



#25
 Isophorone
 Concen: 21.666 ng
 RT: 9.51 min Scan# 1126
 Delta R.T. 0.00 min
 Lab File: BM018415.D
 Acq: 28 Dec 2018 02:27

Tgt Ion	Resp	Lower	Upper
82	100		
95	7.8	6.1	9.1
138	20.1	15.1	22.7

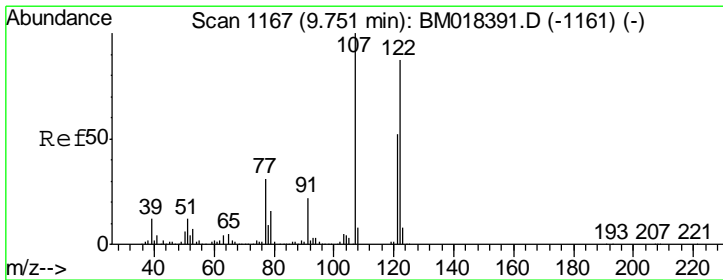
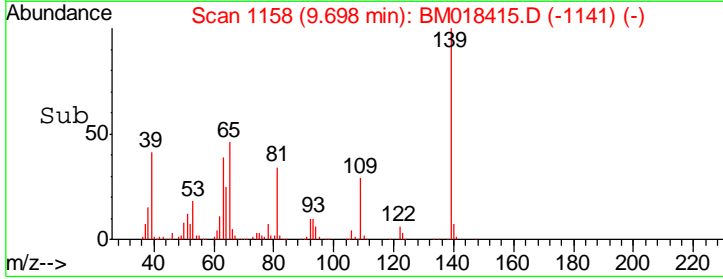
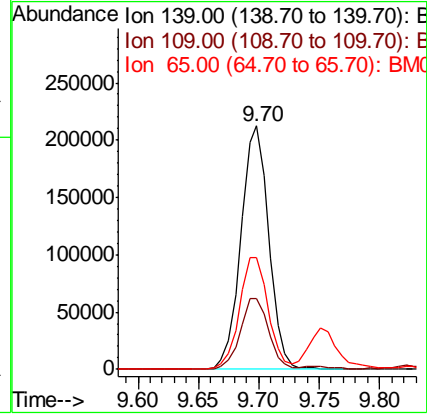
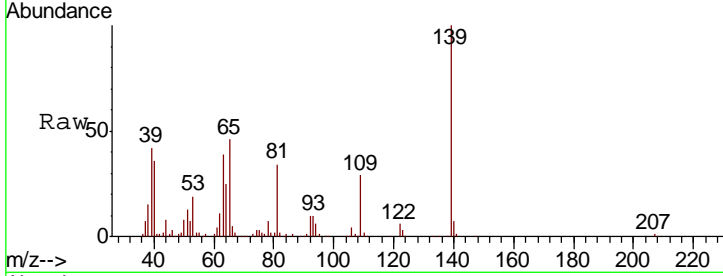




#26
 2-Nitrophenol
 Concen: 25.075 ng
 RT: 9.70 min Scan# 1158
 Delta R.T. 0.00 min
 Lab File: BM018415.D
 Acq: 28 Dec 2018 02:27

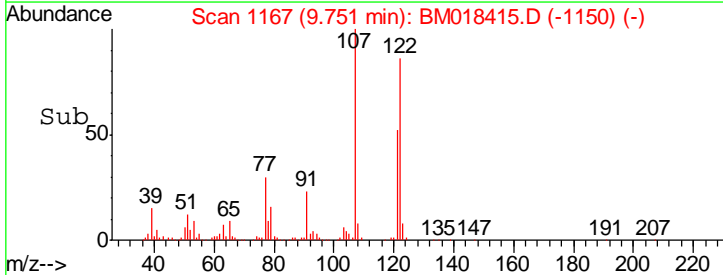
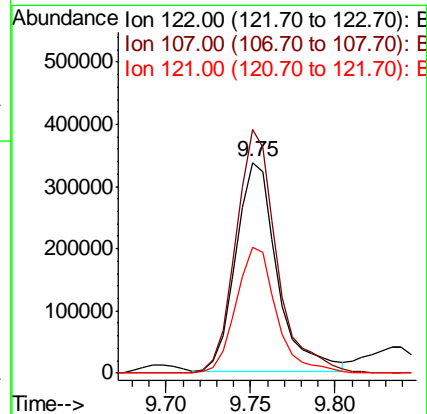
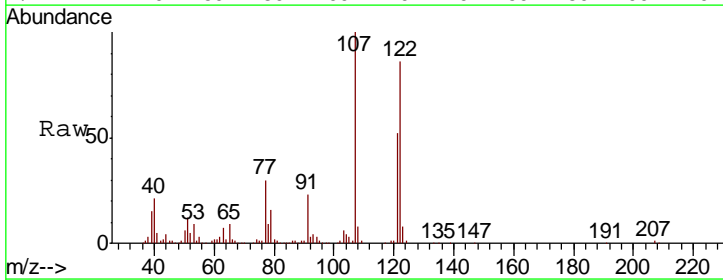
Instrument :
 BNA_M
 ClientSampled :
 PB116035BS

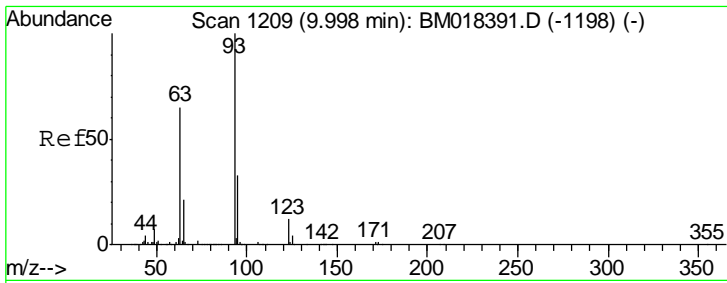
Tgt Ion	Resp	Lower	Upper
139	342885		
109	29.0	23.4	35.2
65	45.7	39.4	59.2



#27
 2,4-Dimethylphenol
 Concen: 20.225 ng
 RT: 9.75 min Scan# 1167
 Delta R.T. 0.00 min
 Lab File: BM018415.D
 Acq: 28 Dec 2018 02:27

Tgt Ion	Resp	Lower	Upper
122	568597		
107	115.8	91.9	137.9
121	60.1	47.5	71.3

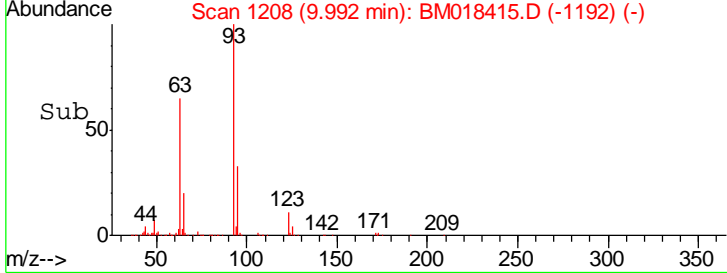
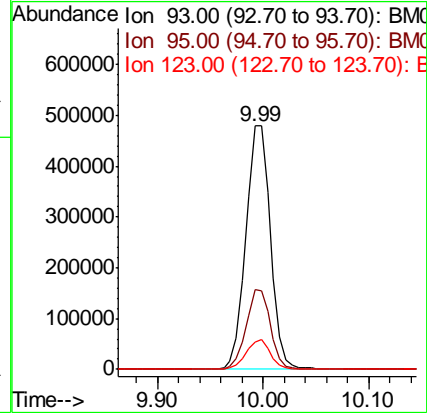
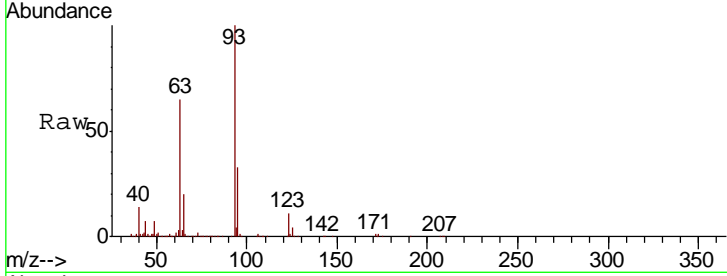




#28
 bis(2-Chloroethoxy)methane
 Concen: 18.132 ng
 RT: 9.99 min Scan# 1208
 Delta R.T. -0.01 min
 Lab File: BM018415.D
 Acq: 28 Dec 2018 02:27

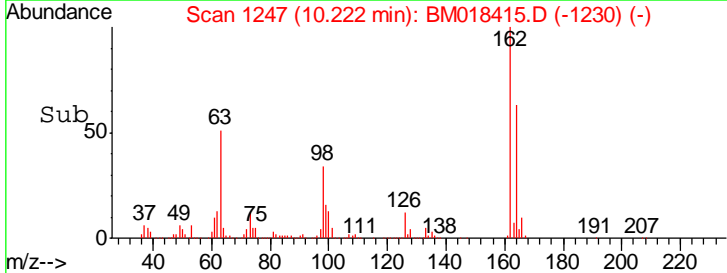
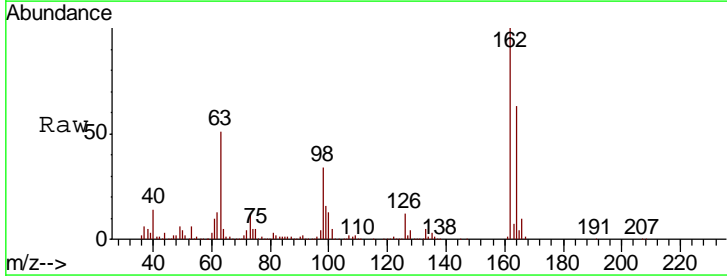
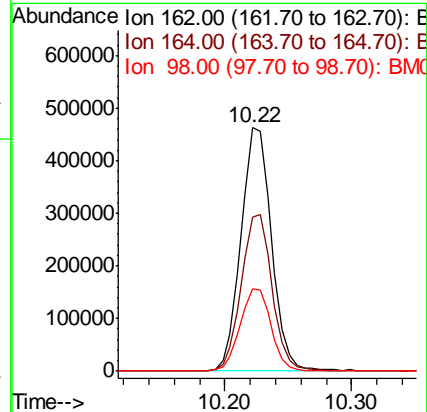
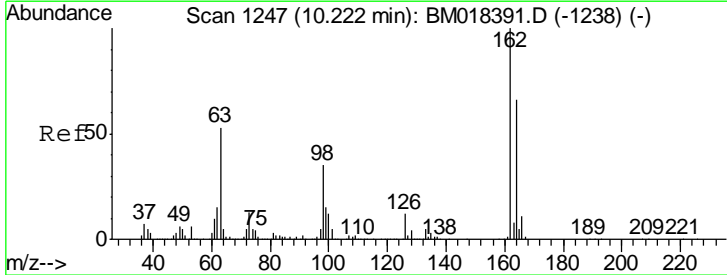
Instrument :
 BNA_M
 ClientSampleId :
 PB116035BS

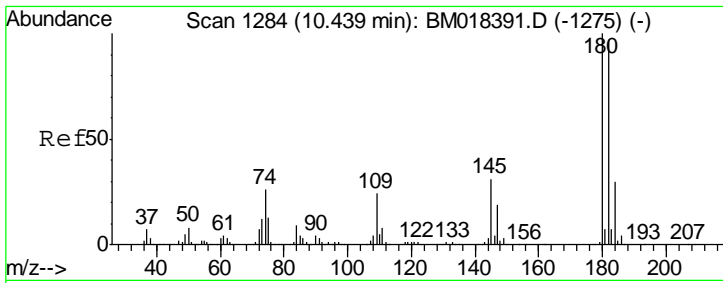
Tgt Ion	Resp	Lower	Upper
93	100		
95	32.8	26.6	39.8
123	11.3	9.9	14.9



#29
 2,4-Dichlorophenol
 Concen: 24.809 ng
 RT: 10.22 min Scan# 1247
 Delta R.T. 0.00 min
 Lab File: BM018415.D
 Acq: 28 Dec 2018 02:27

Tgt Ion	Resp	Lower	Upper
162	100		
164	63.2	45.6	85.6
98	34.1	14.7	54.7

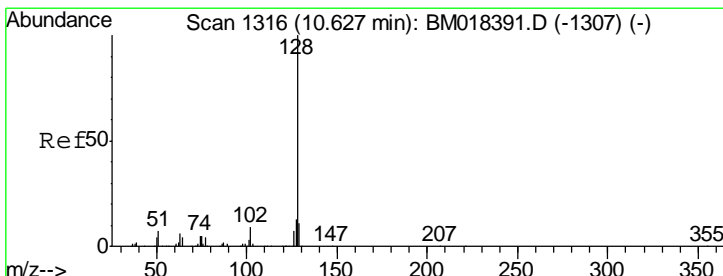
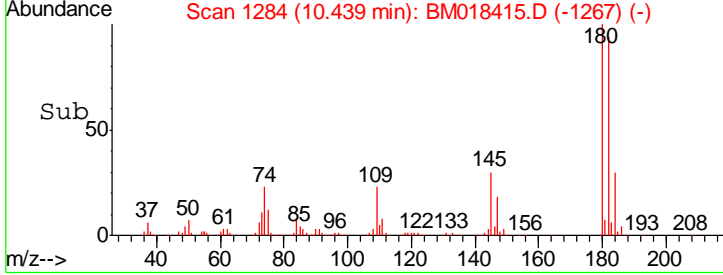
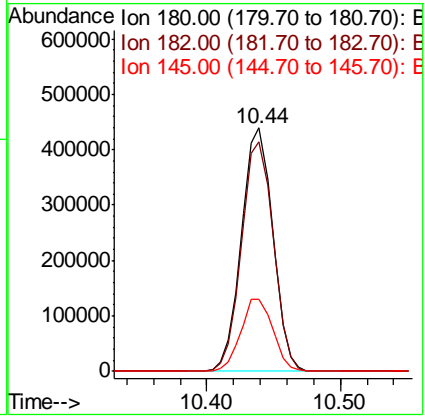
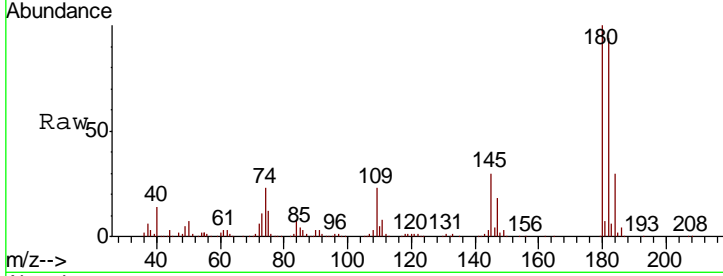




#30
 1,2,4-Trichlorobenzene
 Concen: 18.739 ng
 RT: 10.44 min Scan# 1284
 Delta R.T. 0.00 min
 Lab File: BM018415.D
 Acq: 28 Dec 2018 02:27

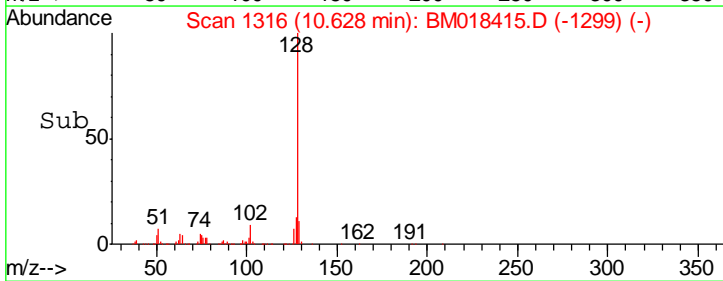
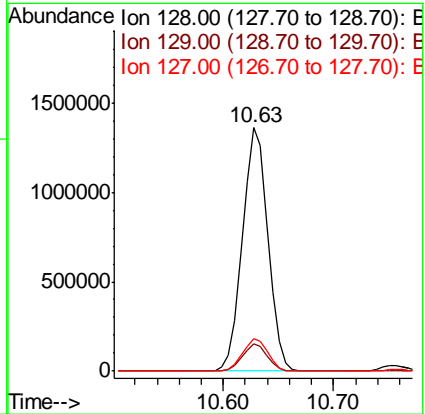
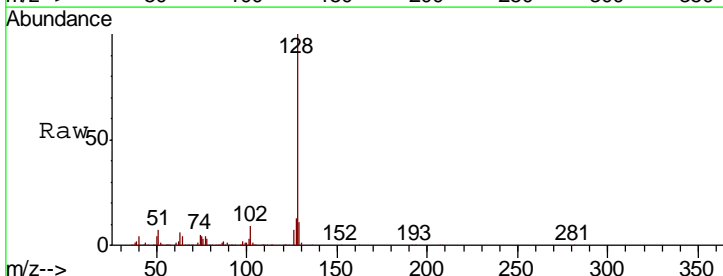
Instrument :
 BNA_M
 ClientSampleId :
 PB116035BS

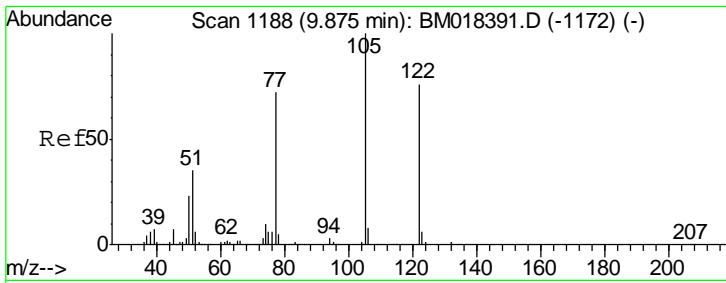
Tgt Ion	Resp	Lower	Upper
180	713784		
182	94.1	77.4	116.2
145	29.5	24.6	37.0



#31
 Naphthalene
 Concen: 20.399 ng
 RT: 10.63 min Scan# 1316
 Delta R.T. 0.00 min
 Lab File: BM018415.D
 Acq: 28 Dec 2018 02:27

Tgt Ion	Resp	Lower	Upper
128	2208048		
129	11.4	8.7	13.1
127	13.1	10.8	16.2

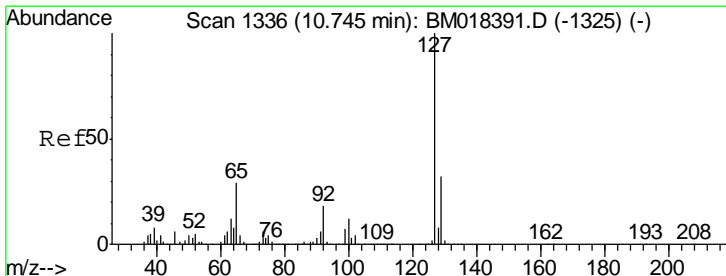
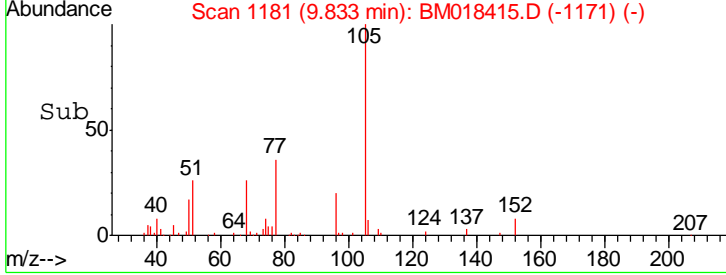
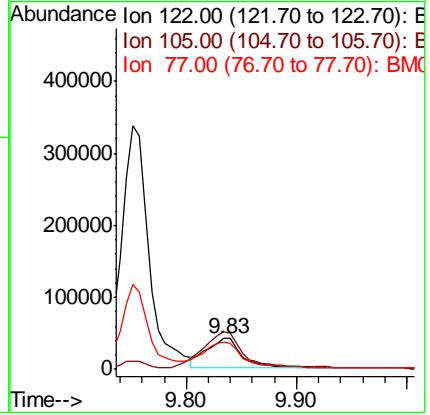
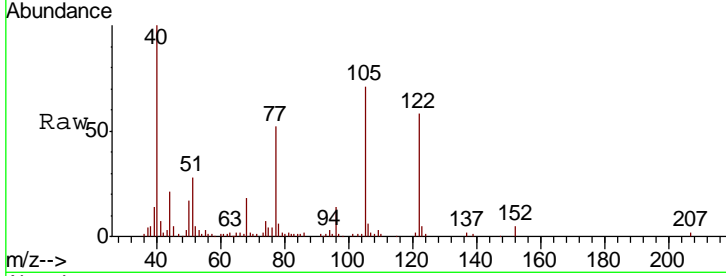




#32
 Benzoic acid
 Concen: 10.246 ng
 RT: 9.83 min Scan# 1181
 Delta R.T. -0.04 min
 Lab File: BM018415.D
 Acq: 28 Dec 2018 02:27

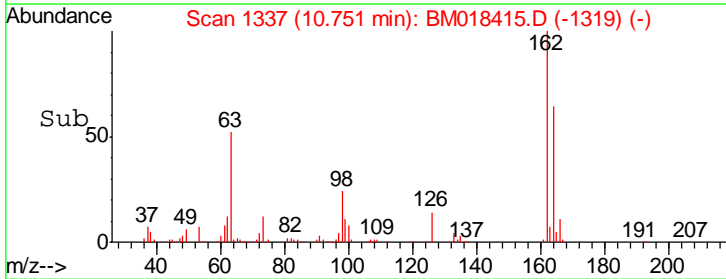
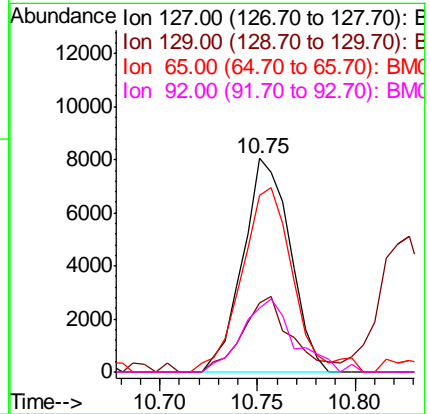
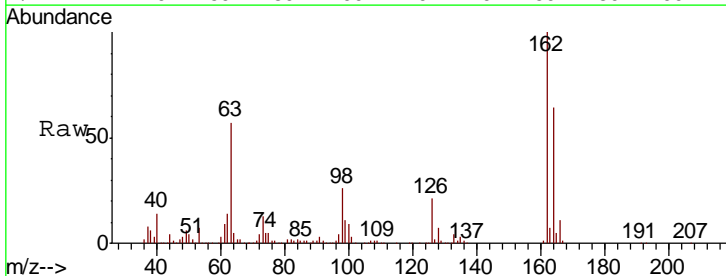
Instrument :
 BNA_M
 ClientSampled :
 PB116035BS

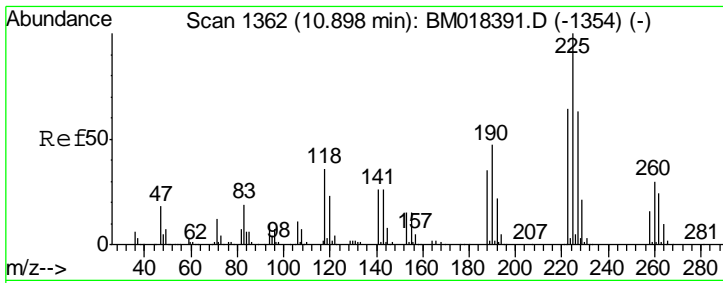
Tgt Ion	Resp	Lower	Upper
122	93766		
105	123.4	100.4	140.4
77	89.8	71.7	111.7



#33
 4-Chloroaniline
 Concen: 0.272 ng
 RT: 10.75 min Scan# 1337
 Delta R.T. 0.01 min
 Lab File: BM018415.D
 Acq: 28 Dec 2018 02:27

Tgt Ion	Resp	Lower	Upper
127	13481		
129	32.2	25.9	38.9
65	82.4	23.4	35.2#
92	30.1	14.5	21.7#

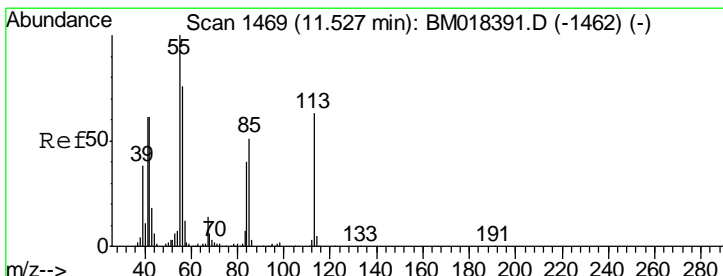
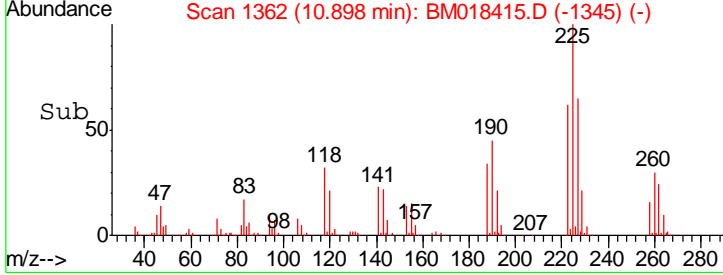
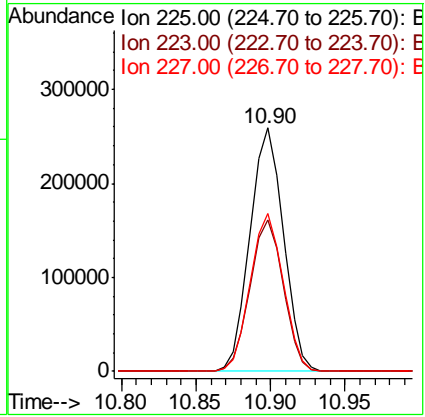
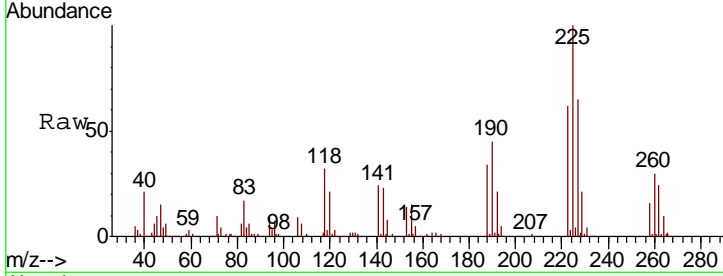




#34
 Hexachlorobutadiene
 Concen: 17.379 ng
 RT: 10.90 min Scan# 1362
 Delta R.T. 0.00 min
 Lab File: BM018415.D
 Acq: 28 Dec 2018 02:27

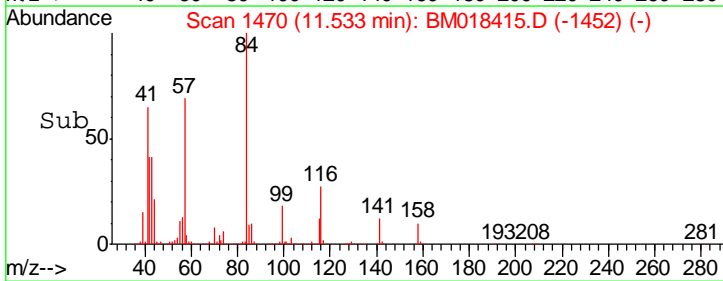
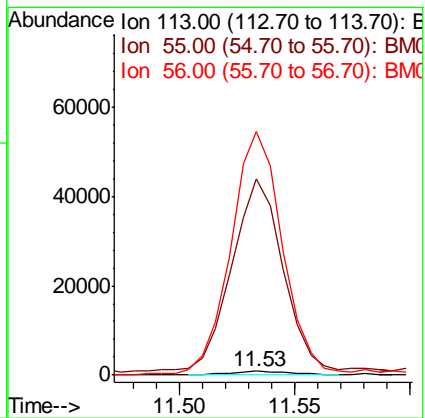
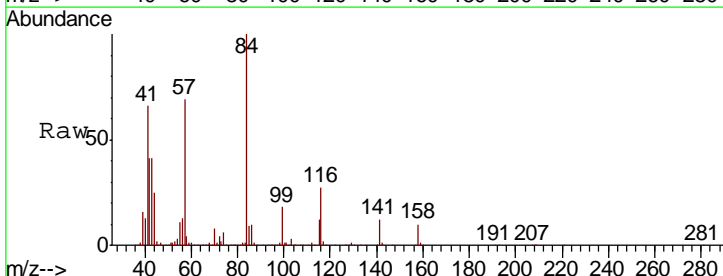
Instrument :
 BNA_M
 ClientSampled :
 PB116035BS

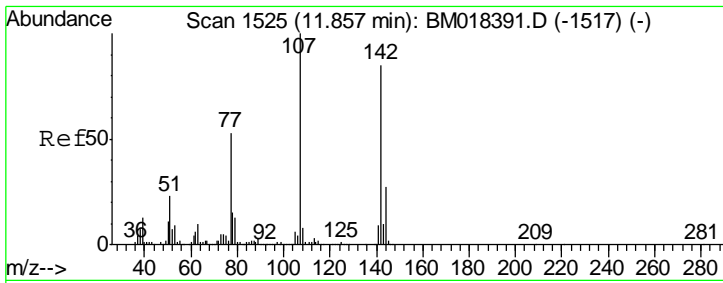
Tgt Ion	Resp	Lower	Upper
225	401952		
223	62.2	50.8	76.2
227	64.6	50.4	75.6



#35
 Caprolactam
 Concen: 0.145 ng
 RT: 11.53 min Scan# 1470
 Delta R.T. 0.01 min
 Lab File: BM018415.D
 Acq: 28 Dec 2018 02:27

Tgt Ion	Resp	Lower	Upper
113	1667		
55	5017.1	139.3	179.3#
56	6220.3	101.4	141.4#

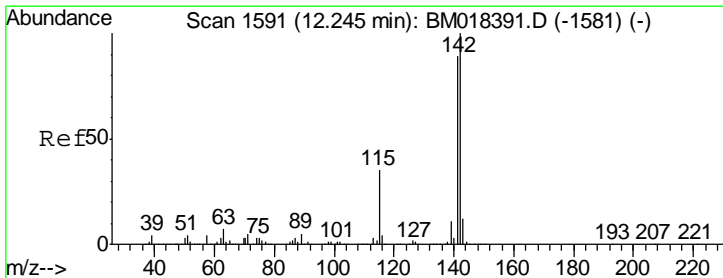
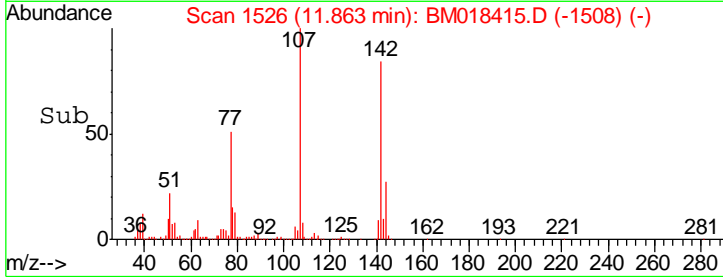
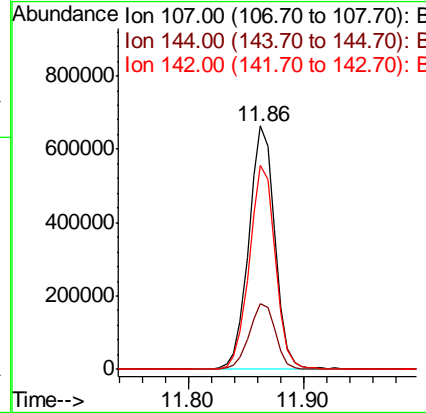
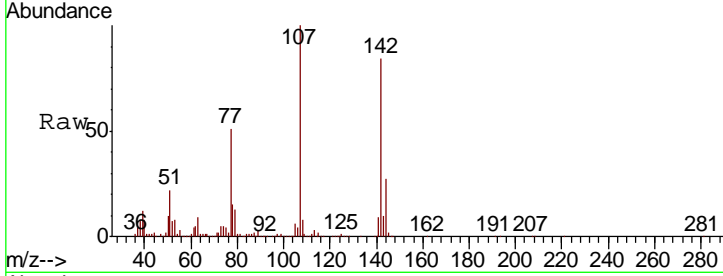




#36
 4-Chloro-3-methylphenol
 Concen: 29.610 ng
 RT: 11.86 min Scan# 1526
 Delta R.T. 0.01 min
 Lab File: BM018415.D
 Acq: 28 Dec 2018 02:27

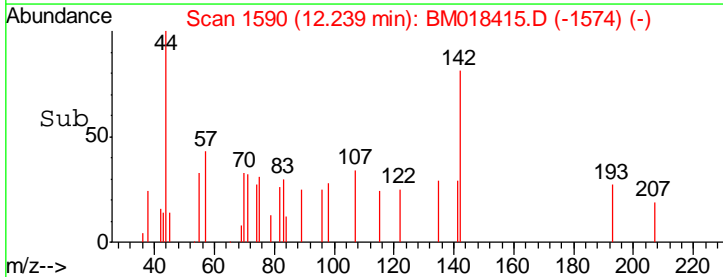
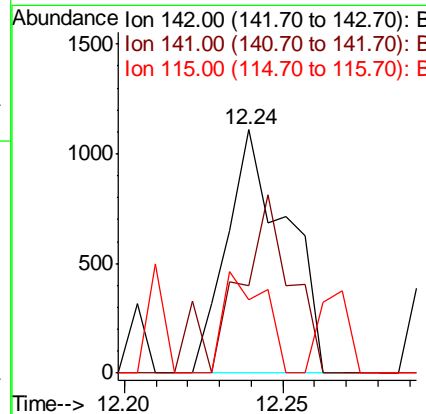
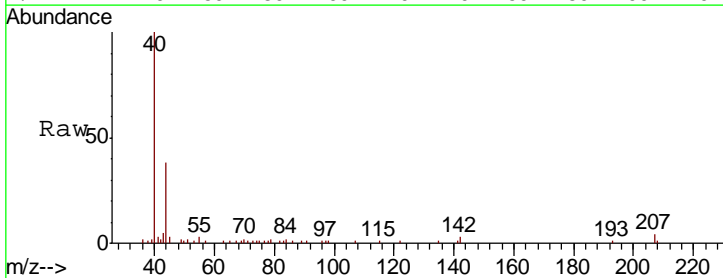
Instrument :
 BNA_M
 ClientSampled :
 PB116035BS

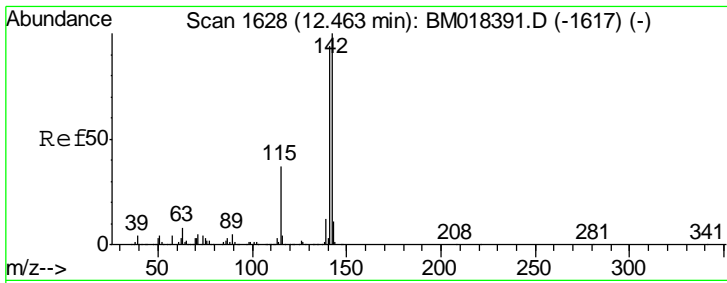
Tgt Ion	Resp	Lower	Upper
107	100		
144	27.0	21.9	32.9
142	83.7	67.9	101.9



#37
 2-Methylnaphthalene
 Concen: 0.018 ng
 RT: 12.24 min Scan# 1590
 Delta R.T. -0.01 min
 Lab File: BM018415.D
 Acq: 28 Dec 2018 02:27

Tgt Ion	Resp	Lower	Upper
142	100		
141	35.9	71.4	107.2#
115	30.0	28.0	42.0

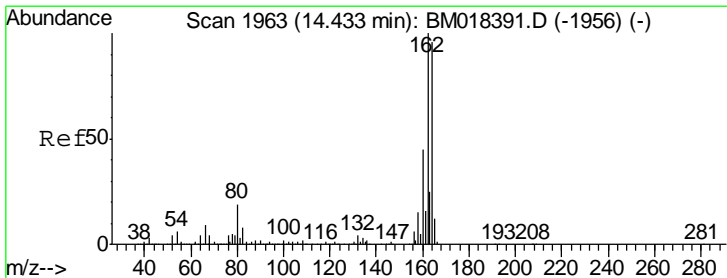
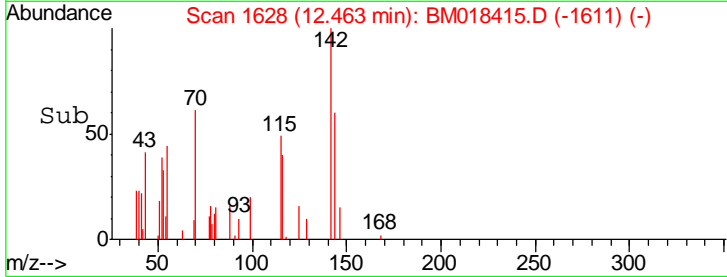
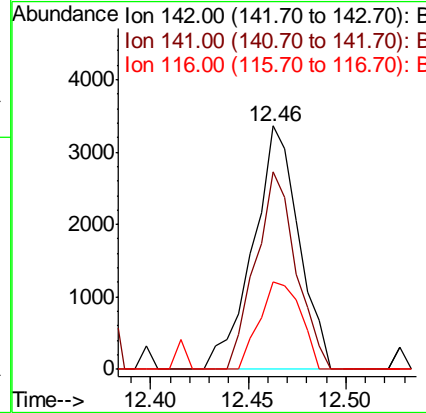
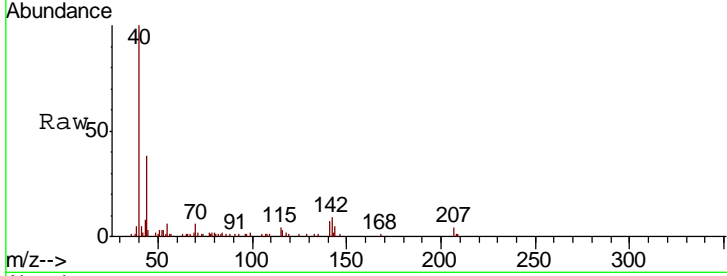




#38
 1-Methylnaphthalene
 Concen: 0.071 ng
 RT: 12.46 min Scan# 1628
 Delta R.T. 0.00 min
 Lab File: BM018415.D
 Acq: 28 Dec 2018 02:27

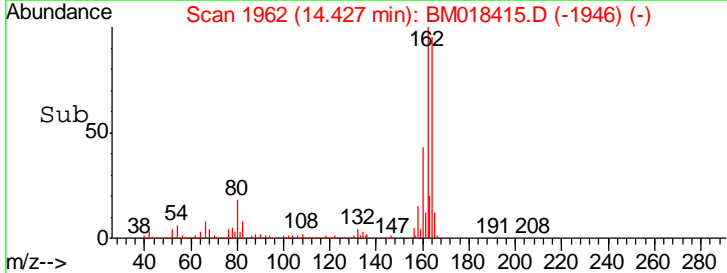
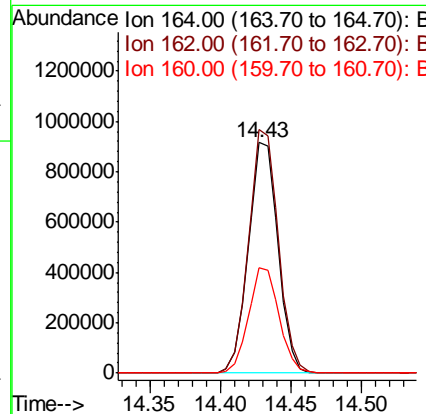
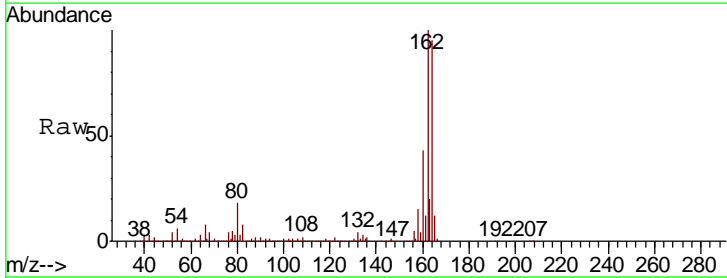
Instrument :
 BNA_M
 ClientSampleId :
 PB116035BS

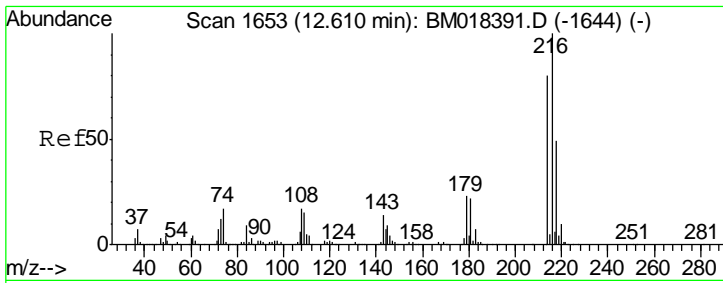
Tgt Ion	Resp	Lower	Upper
142	100		
141	81.0	75.6	113.4
116	36.1	3.0	4.6#



#39
 Acenaphthene-d10
 Concen: 20.000 ng
 RT: 14.43 min Scan# 1962
 Delta R.T. -0.01 min
 Lab File: BM018415.D
 Acq: 28 Dec 2018 02:27

Tgt Ion	Resp	Lower	Upper
164	100		
162	105.6	83.0	124.4
160	45.9	37.1	55.7

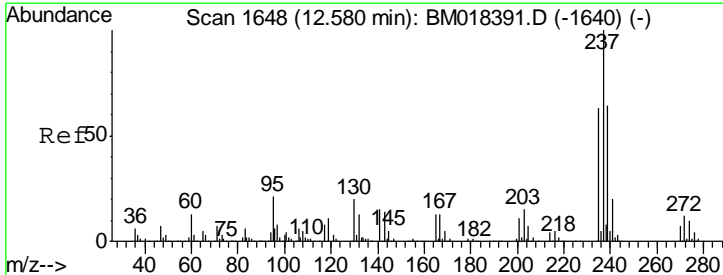
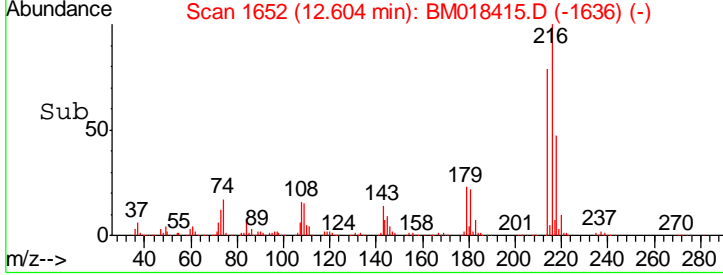
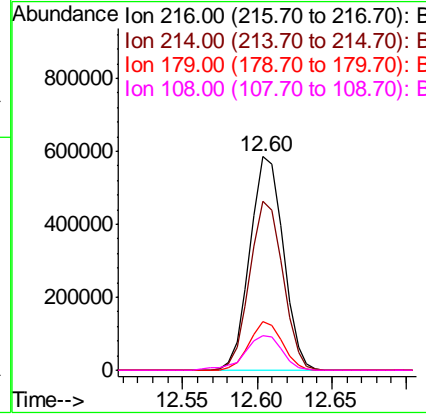
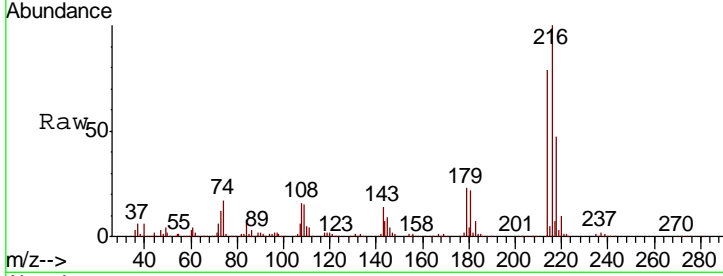




#40
 1,2,4,5-Tetrachlorobenzene
 Concen: 21.450 ng
 RT: 12.60 min Scan# 1652
 Delta R.T. -0.01 min
 Lab File: BM018415.D
 Acq: 28 Dec 2018 02:27

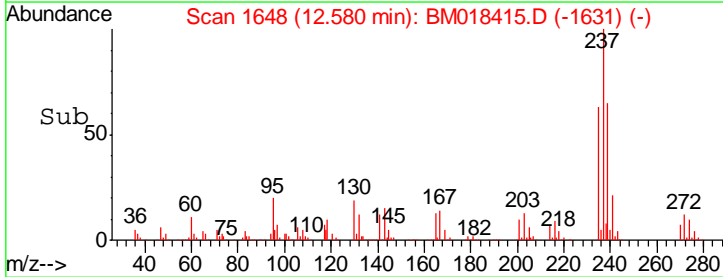
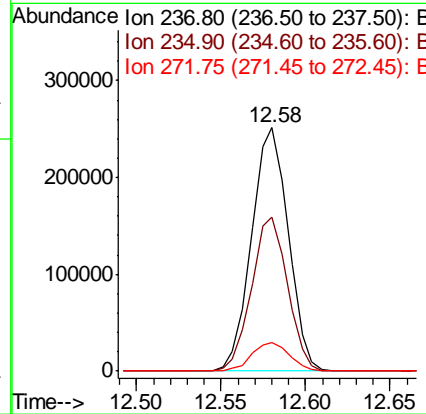
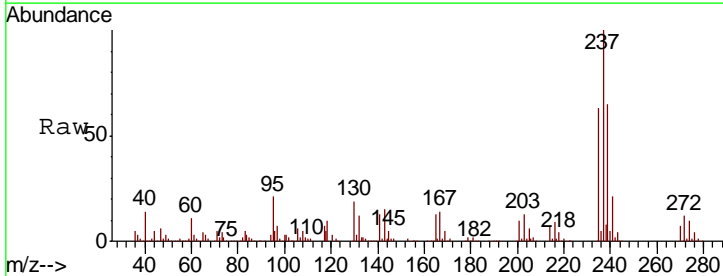
Instrument :
 BNA_M
 ClientSampleId :
 PB116035BS

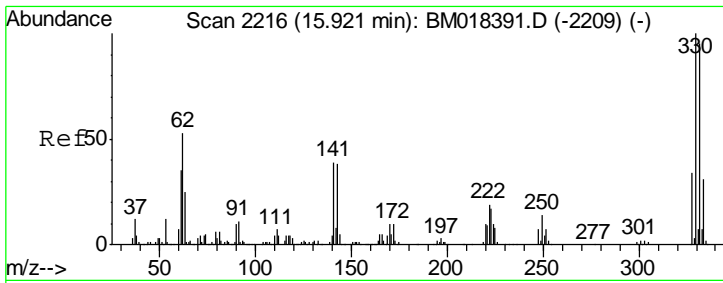
Tgt Ion	Resp	Lower	Upper
216	100		
214	78.3	63.4	95.0
179	22.4	17.9	26.9
108	18.1	15.8	23.6



#41
 Hexachlorocyclopentadiene
 Concen: 18.557 ng
 RT: 12.58 min Scan# 1648
 Delta R.T. 0.00 min
 Lab File: BM018415.D
 Acq: 28 Dec 2018 02:27

Tgt Ion	Resp	Lower	Upper
237	100		
235	63.0	42.8	82.8
272	11.8	0.0	31.9

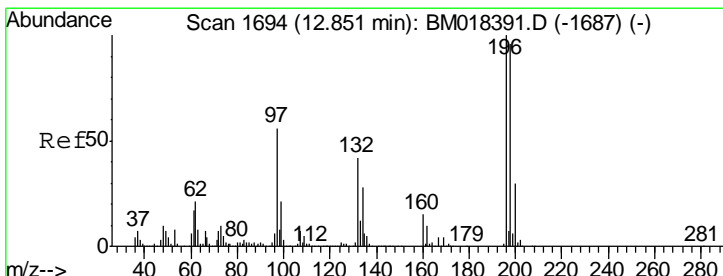
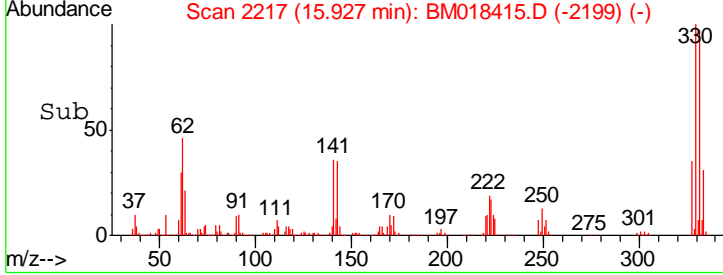
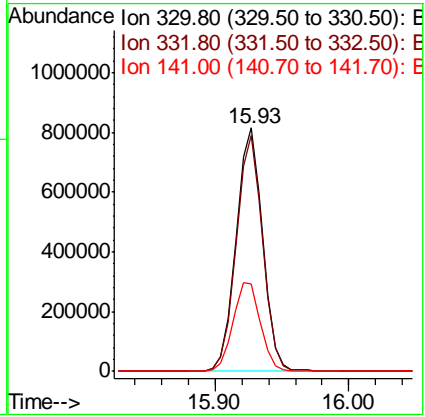
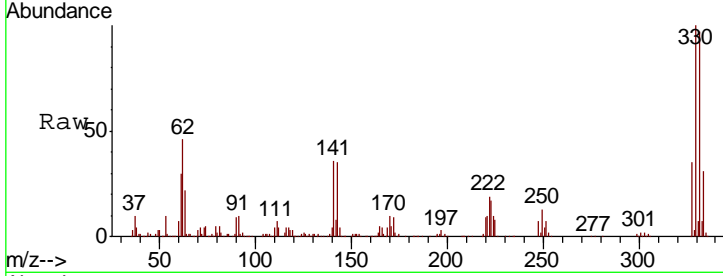




#42
 2,4,6-Tribromophenol
 Concen: 65.467 ng
 RT: 15.93 min Scan# 2217
 Delta R.T. 0.01 min
 Lab File: BM018415.D
 Acq: 28 Dec 2018 02:27

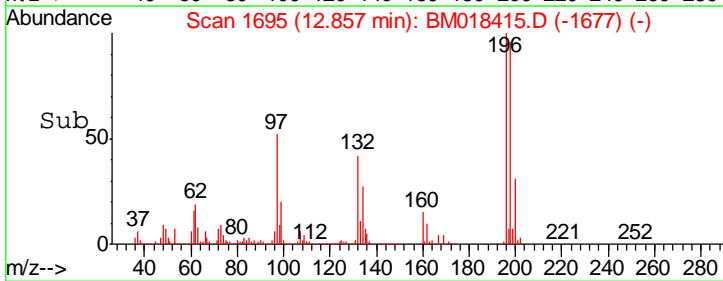
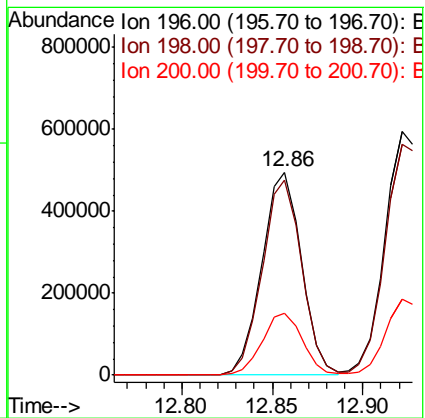
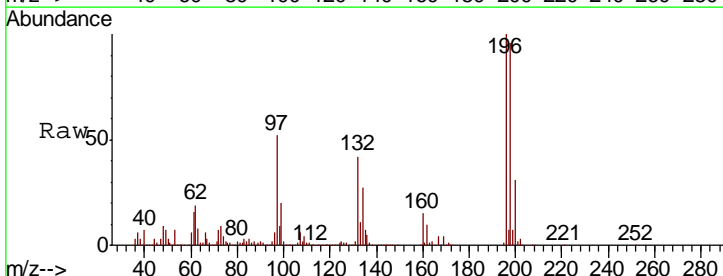
Instrument :
 BNA_M
 ClientSampled :
 PB116035BS

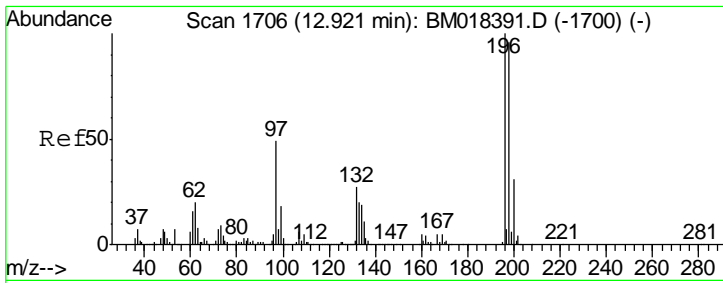
Tgt Ion	Resp	Lower	Upper
330	1122506		
332	96.5	77.6	116.4
141	38.1	31.7	47.5



#43
 2,4,6-Trichlorophenol
 Concen: 31.344 ng
 RT: 12.86 min Scan# 1695
 Delta R.T. 0.01 min
 Lab File: BM018415.D
 Acq: 28 Dec 2018 02:27

Tgt Ion	Resp	Lower	Upper
196	752170		
198	96.1	76.6	115.0
200	30.8	24.2	36.4

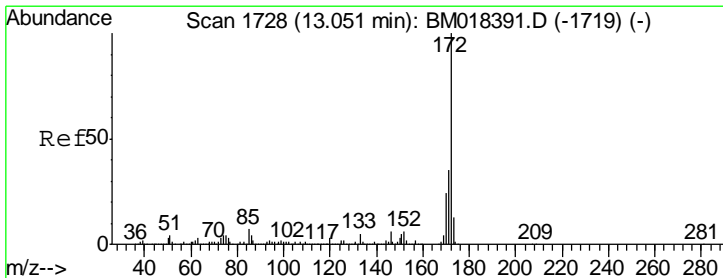
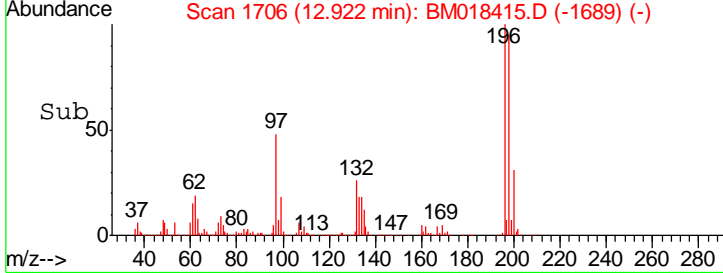
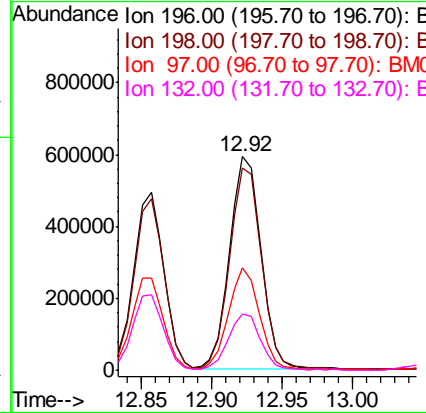
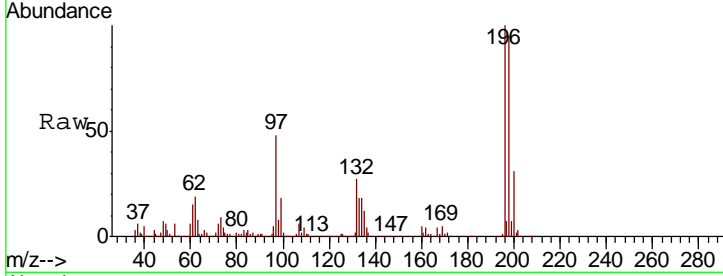




#44
 2,4,5-Trichlorophenol
 Concen: 34.885 ng
 RT: 12.92 min Scan# 1706
 Delta R.T. 0.00 min
 Lab File: BM018415.D
 Acq: 28 Dec 2018 02:27

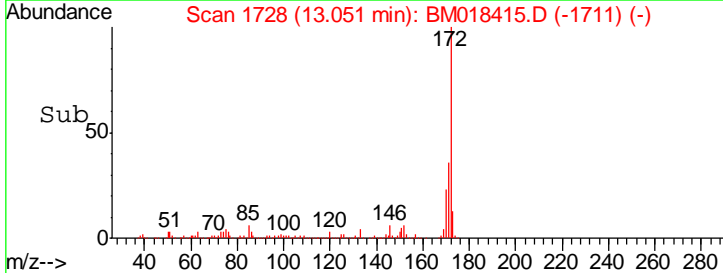
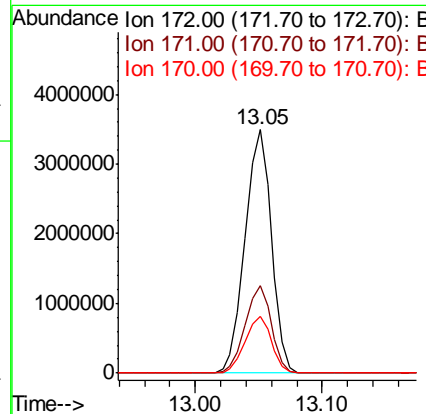
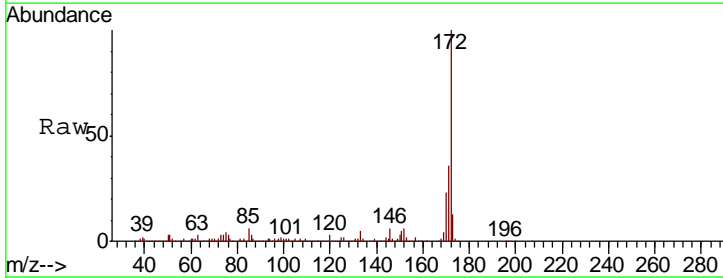
Instrument :
 BNA_M
 ClientSampled :
 PB116035BS

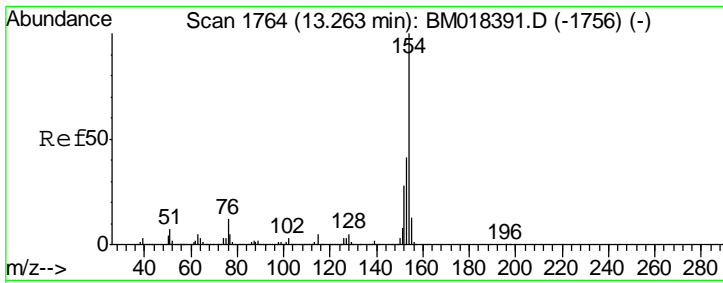
Tgt Ion	Resp	Lower	Upper
196	100		
198	95.0	76.7	115.1
97	48.2	39.2	58.8
132	26.6	22.3	33.5



#45
 2-Fluorobiphenyl
 Concen: 50.584 ng
 RT: 13.05 min Scan# 1728
 Delta R.T. 0.00 min
 Lab File: BM018415.D
 Acq: 28 Dec 2018 02:27

Tgt Ion	Resp	Lower	Upper
172	100		
171	35.7	28.2	42.4
170	23.4	18.9	28.3

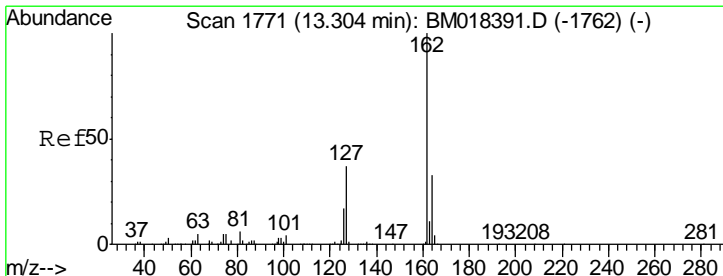
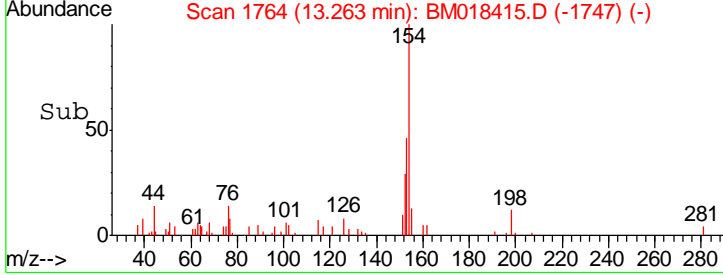
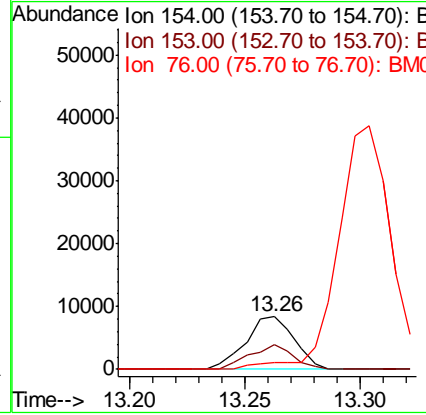
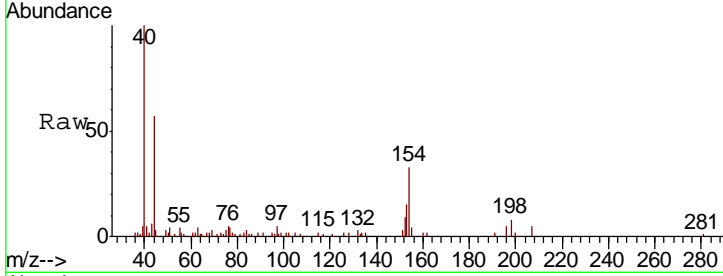




#46
 1,1'-Biphenyl
 Concen: 0.107 ng
 RT: 13.26 min Scan# 1764
 Delta R.T. 0.00 min
 Lab File: BM018415.D
 Acq: 28 Dec 2018 02:27

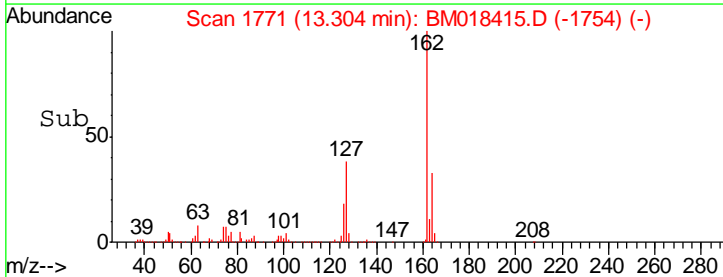
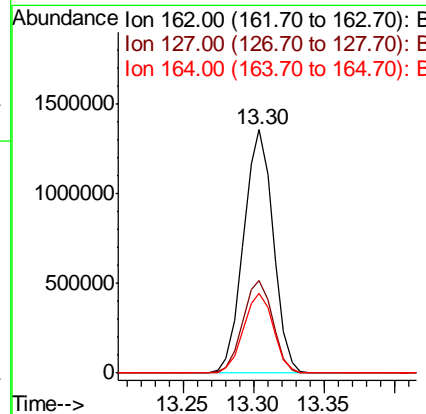
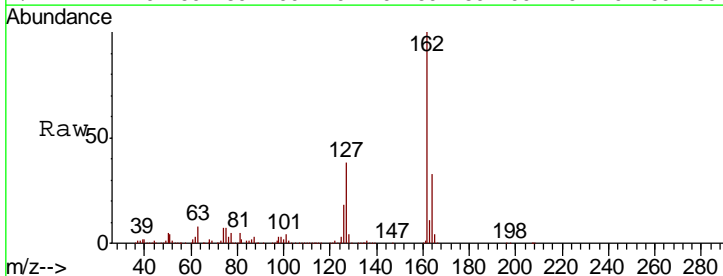
Instrument : BNA_M
 ClientSampleId : PB116035BS

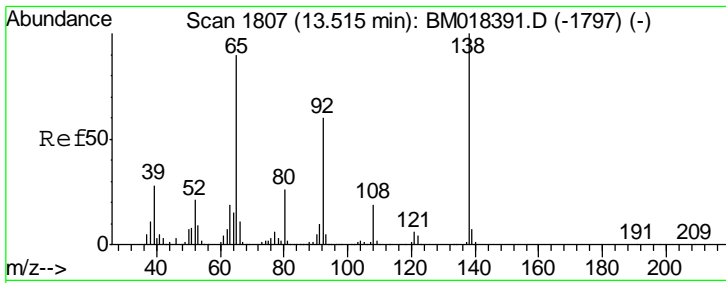
Tgt Ion	Resp	Lower	Upper
154	12329		
153	45.9	20.5	60.5
76	13.8	0.0	31.9



#47
 2-Chloronaphthalene
 Concen: 22.559 ng
 RT: 13.30 min Scan# 1771
 Delta R.T. 0.00 min
 Lab File: BM018415.D
 Acq: 28 Dec 2018 02:27

Tgt Ion	Resp	Lower	Upper
162	1992442		
127	38.1	31.4	47.0
164	32.7	26.2	39.4

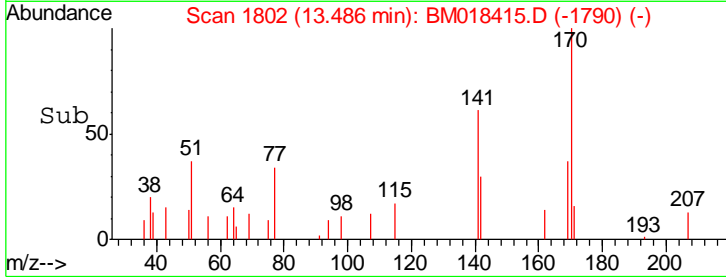
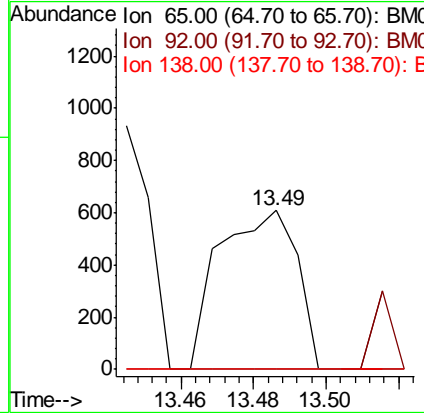
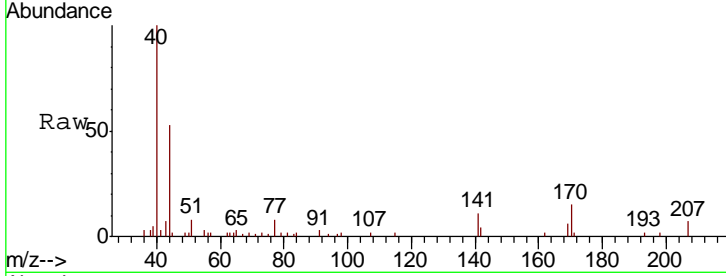




#48
 2-Nitroaniline
 Concen: 0.038 ng
 RT: 13.49 min Scan# 1802
 Delta R.T. -0.03 min
 Lab File: BM018415.D
 Acq: 28 Dec 2018 02:27

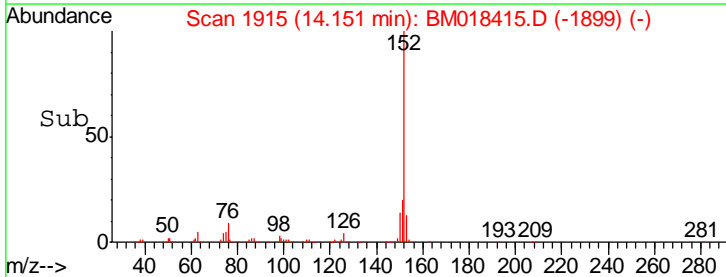
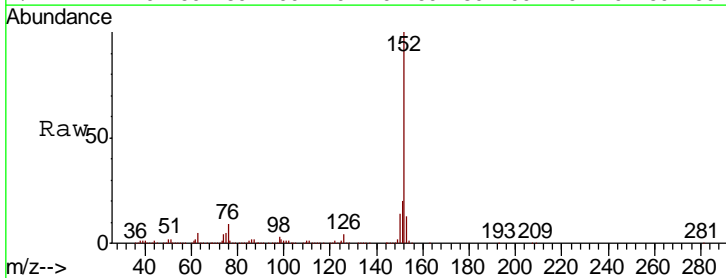
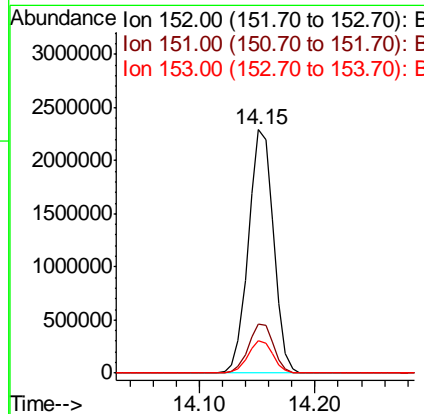
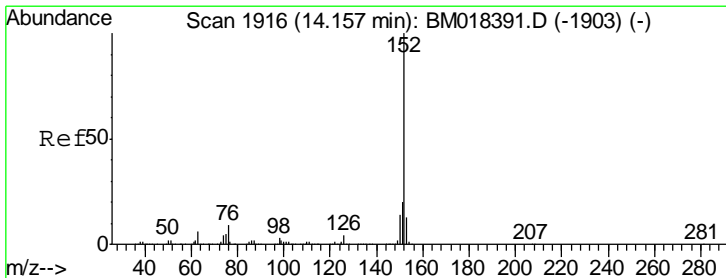
Instrument :
 BNA_M
 ClientSampled :
 PB116035BS

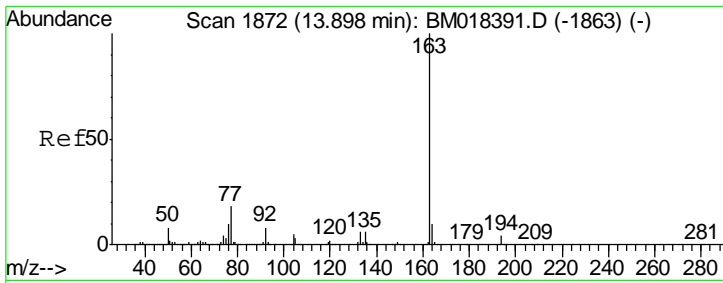
Tgt Ion	Resp	Lower	Upper
65	100		
92	0.0	53.4	80.2#
138	0.0	88.9	133.3#



#49
 Acenaphthylene
 Concen: 25.416 ng
 RT: 14.15 min Scan# 1915
 Delta R.T. -0.01 min
 Lab File: BM018415.D
 Acq: 28 Dec 2018 02:27

Tgt Ion	Resp	Lower	Upper
152	100		
151	20.0	15.7	23.5
153	13.3	10.5	15.7

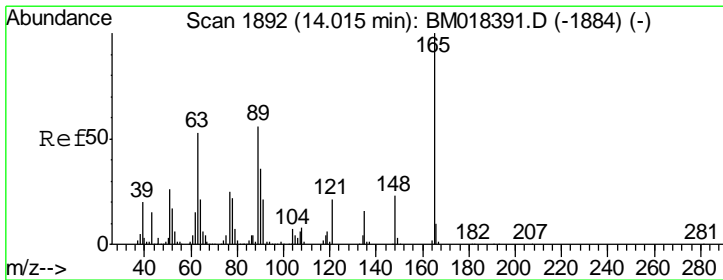
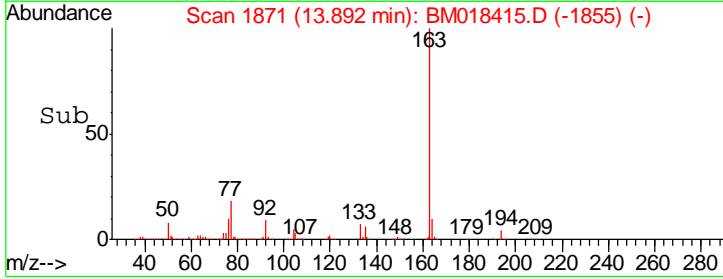
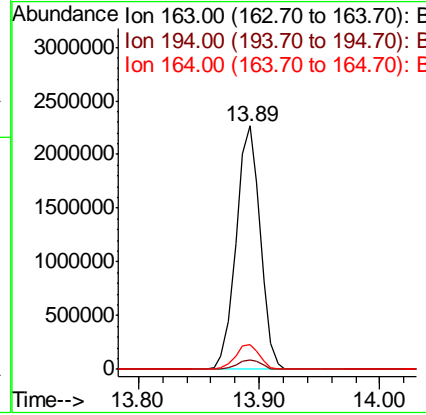
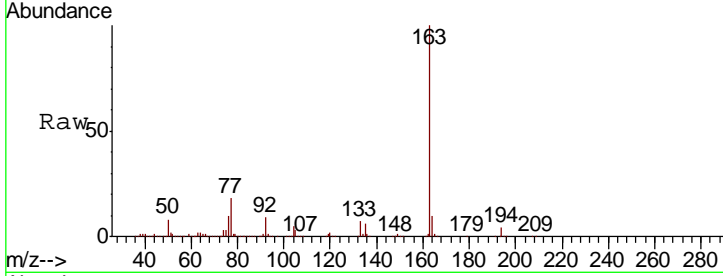




#50
 Dimethylphthalate
 Concen: 27.818 ng
 RT: 13.89 min Scan# 1871
 Delta R.T. -0.01 min
 Lab File: BM018415.D
 Acq: 28 Dec 2018 02:27

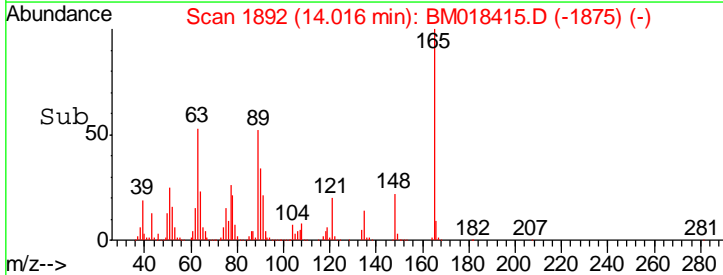
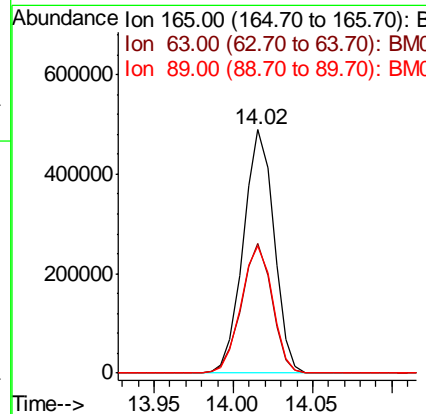
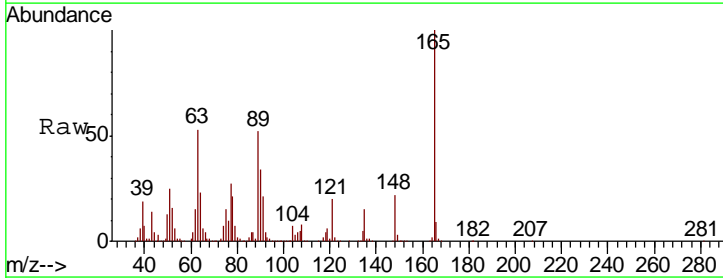
Instrument :
 BNA_M
 ClientSampleId :
 PB116035BS

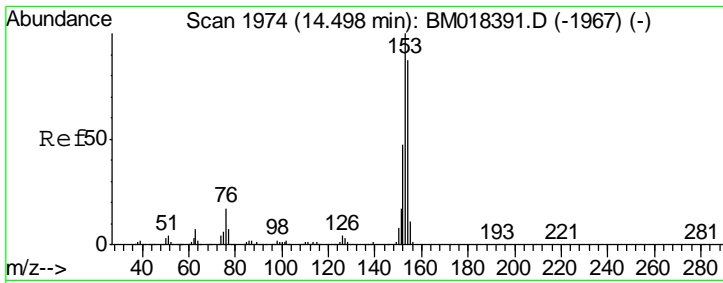
Tgt Ion	Resp	Lower	Upper
163	3136291		
194	4.0	3.0	4.6
164	10.3	7.8	11.8



#51
 2,6-Dinitrotoluene
 Concen: 27.801 ng
 RT: 14.02 min Scan# 1892
 Delta R.T. 0.00 min
 Lab File: BM018415.D
 Acq: 28 Dec 2018 02:27

Tgt Ion	Resp	Lower	Upper
165	657821		
63	53.2	45.6	68.4
89	52.0	44.6	66.8

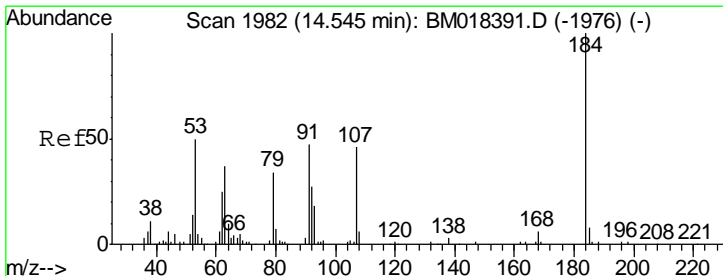
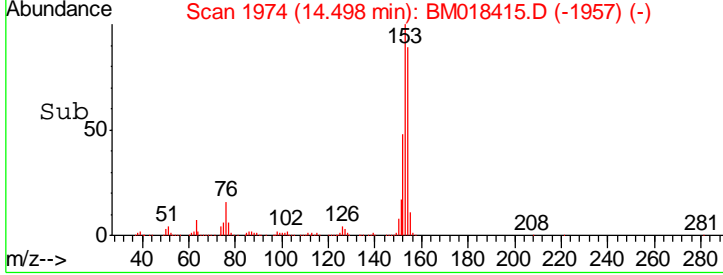
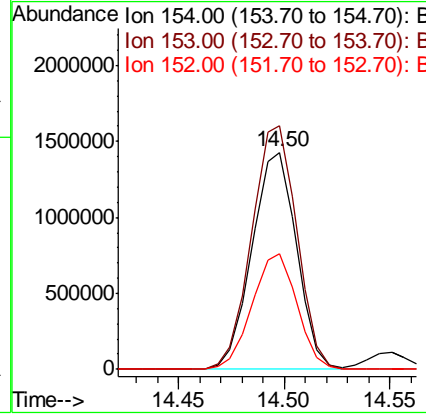
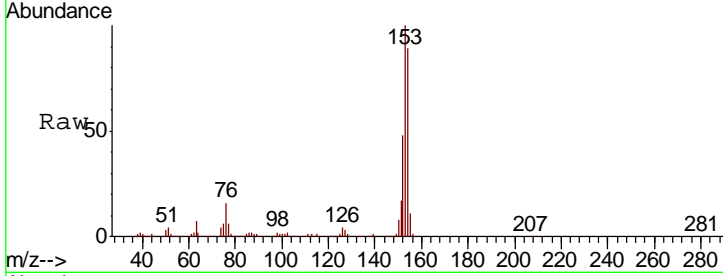




#52
 Acenaphthene
 Concen: 25.556 ng
 RT: 14.50 min Scan# 1974
 Delta R.T. 0.00 min
 Lab File: BM018415.D
 Acq: 28 Dec 2018 02:27

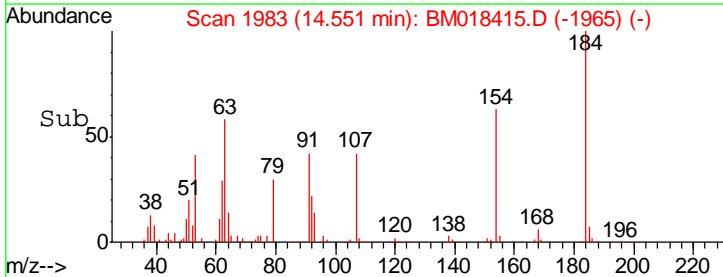
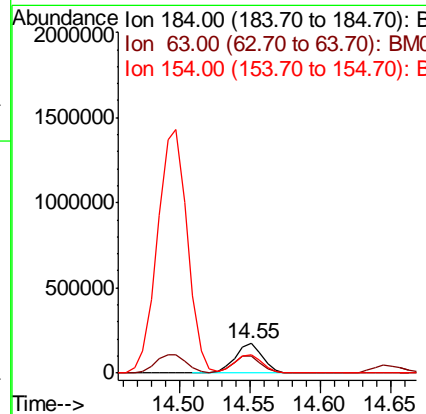
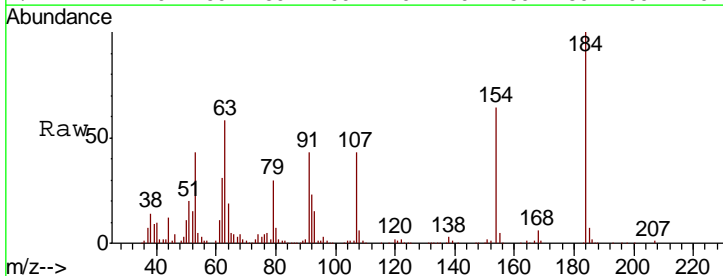
Instrument : BNA_M
 ClientSampled : PB116035BS

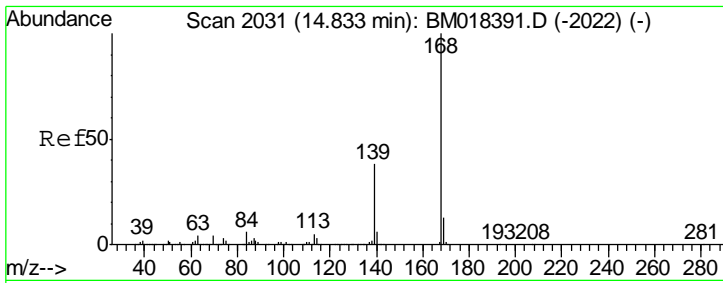
Tgt Ion	Resp	Lower	Upper
154	100		
153	112.1	92.3	138.5
152	53.4	43.8	65.6



#54
 2,4-Dinitrophenol
 Concen: 39.532 ng
 RT: 14.55 min Scan# 1983
 Delta R.T. 0.01 min
 Lab File: BM018415.D
 Acq: 28 Dec 2018 02:27

Tgt Ion	Resp	Lower	Upper
184	100		
63	58.4	55.9	83.9
154	63.6	54.2	81.4

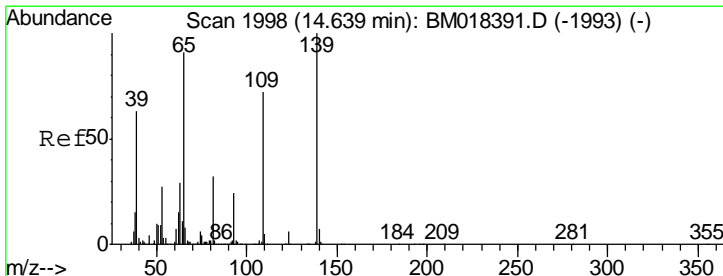
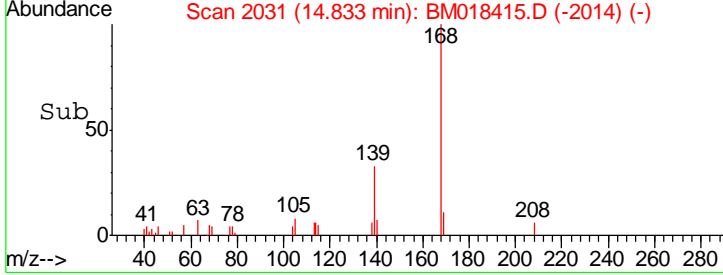
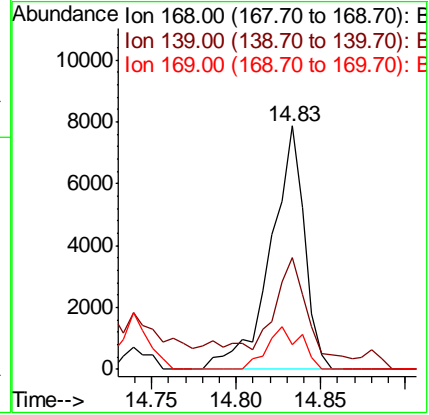
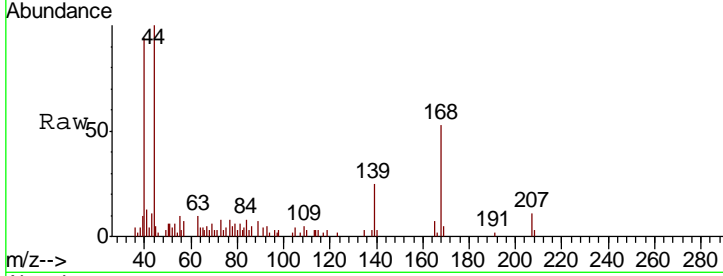




#55
 Dibenzofuran
 Concen: 0.082 ng
 RT: 14.83 min Scan# 2031
 Delta R.T. 0.00 min
 Lab File: BM018415.D
 Acq: 28 Dec 2018 02:27

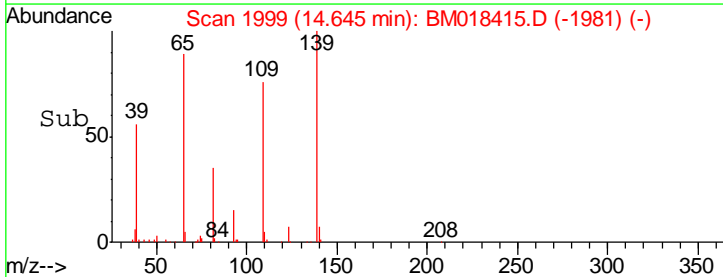
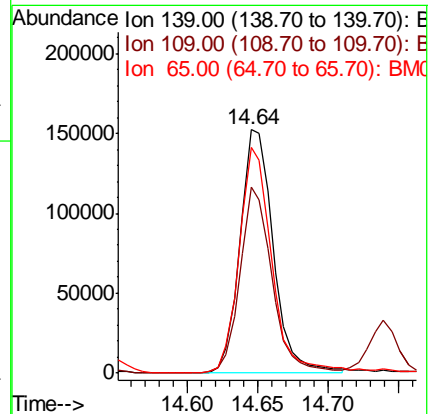
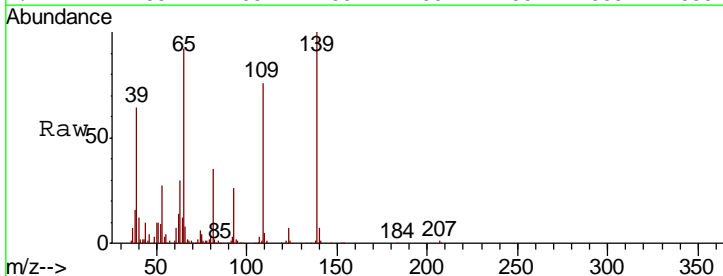
Instrument :
 BNA_M
 ClientSampleID :
 PB116035BS

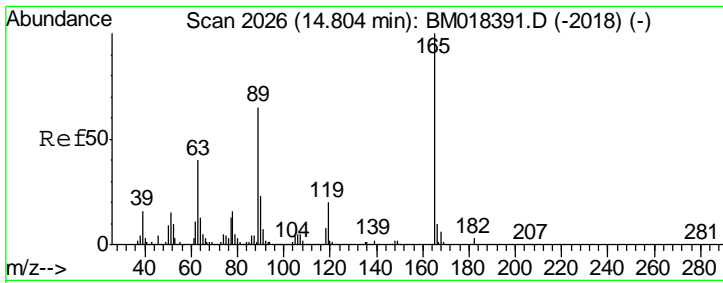
Tgt Ion	Resp	Lower	Upper
168	10967		
139	46.1	30.3	45.5#
169	10.3	10.6	16.0#



#56
 4-Nitrophenol
 Concen: 15.974 ng
 RT: 14.64 min Scan# 1999
 Delta R.T. 0.01 min
 Lab File: BM018415.D
 Acq: 28 Dec 2018 02:27

Tgt Ion	Resp	Lower	Upper
139	251557		
109	76.3	51.7	91.7
65	92.5	71.4	111.4

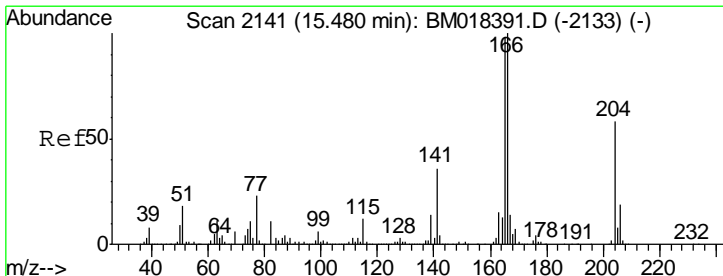
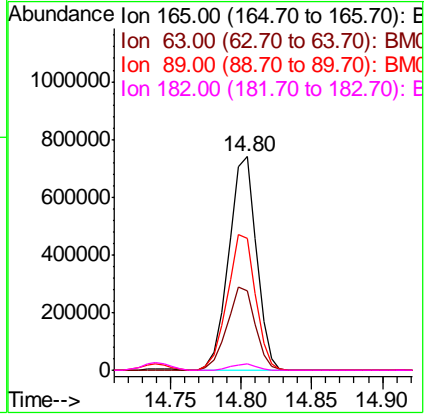
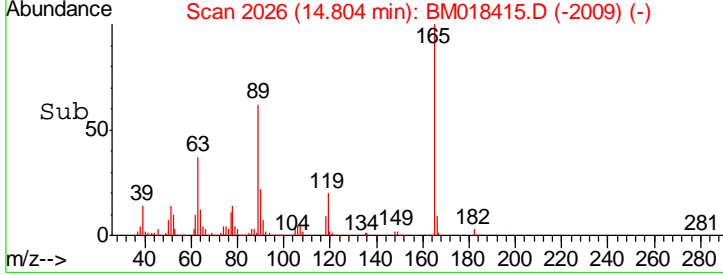
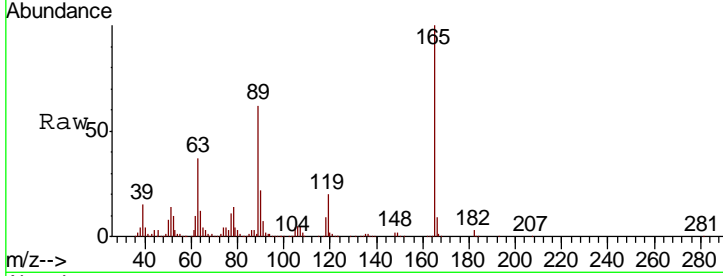




#57
 2,4-Dinitrotoluene
 Concen: 31.500 ng
 RT: 14.80 min Scan# 2026
 Delta R.T. 0.00 min
 Lab File: BM018415.D
 Acq: 28 Dec 2018 02:27

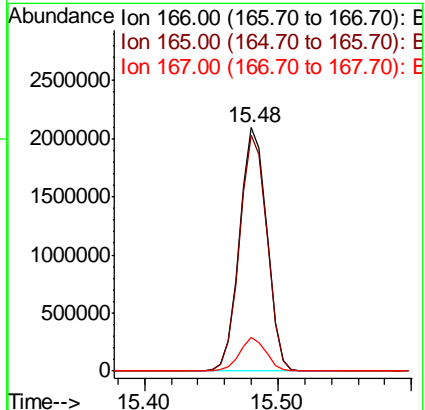
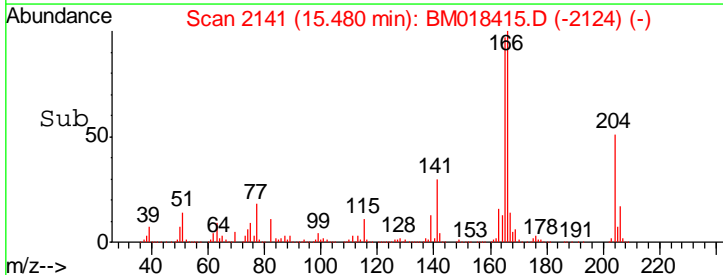
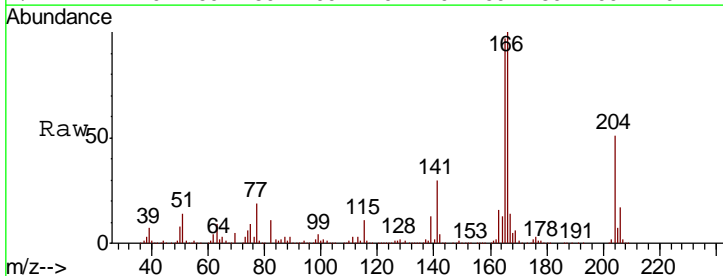
Instrument :
 BNA_M
 ClientSampled :
 PB116035BS

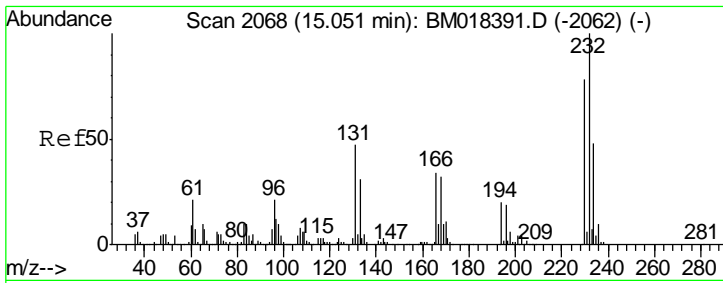
Tgt Ion	Resp	Lower	Upper
165	100		
63	37.0	32.2	48.2
89	61.6	52.1	78.1
182	2.8	2.5	3.7



#58
 Fluorene
 Concen: 28.250 ng
 RT: 15.48 min Scan# 2141
 Delta R.T. 0.00 min
 Lab File: BM018415.D
 Acq: 28 Dec 2018 02:27

Tgt Ion	Resp	Lower	Upper
166	100		
165	96.9	78.3	117.5
167	13.8	10.9	16.3

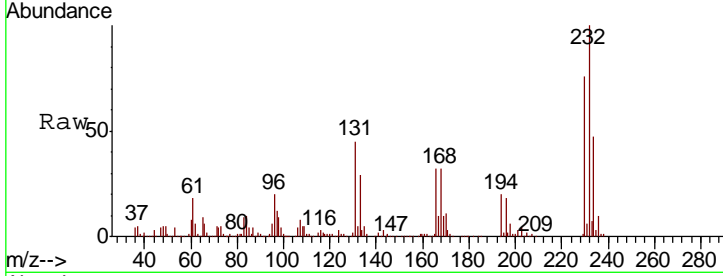




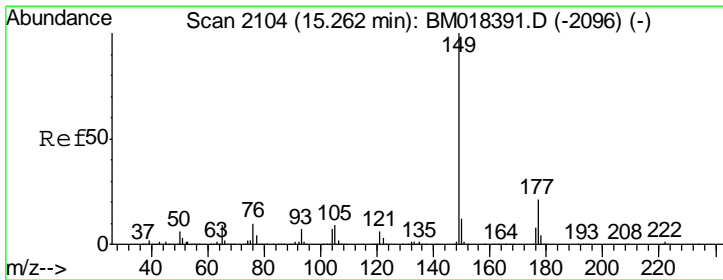
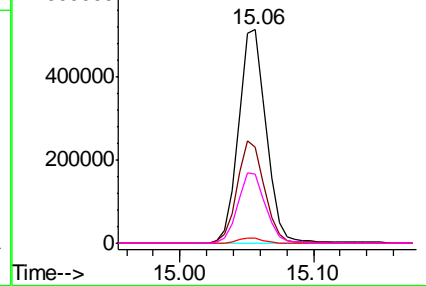
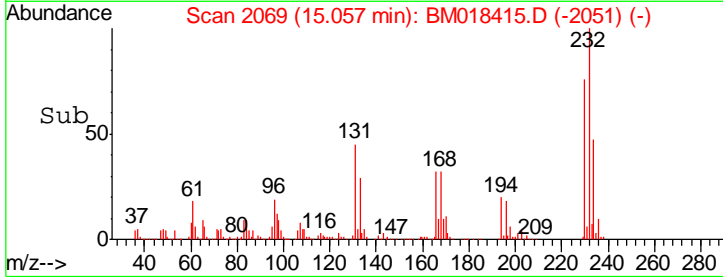
#59
 2,3,4,6-Tetrachlorophenol
 Concen: 30.562 ng
 RT: 15.06 min Scan# 2069
 Delta R.T. 0.01 min
 Lab File: BM018415.D
 Acq: 28 Dec 2018 02:27

Instrument :
 BNA_M
 ClientSampled :
 PB116035BS

Tgt Ion	Resp	Lower	Upper
232	100		
131	47.8	38.6	57.8
130	2.6	2.2	3.4
166	33.1	27.2	40.8

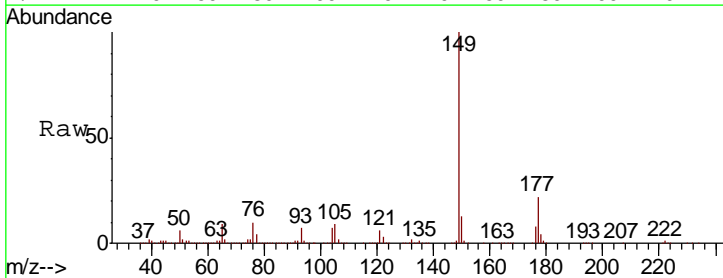


Abundance Ion 232.00 (231.70 to 232.70): E
 Ion 131.00 (130.70 to 131.70): E
 Ion 130.00 (129.70 to 130.70): E
 Ion 166.00 (165.70 to 166.70): E

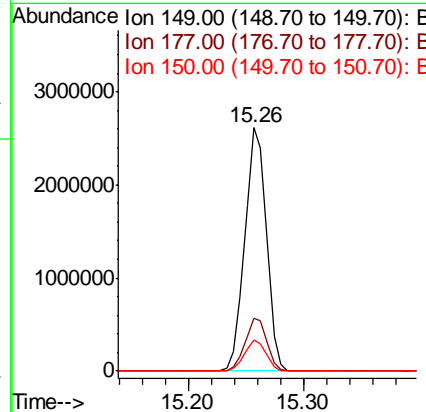
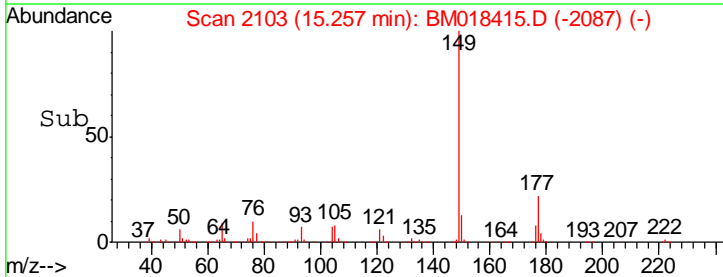


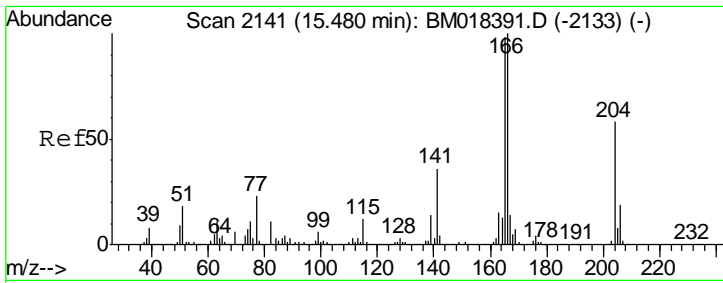
#60
 Diethylphthalate
 Concen: 28.698 ng
 RT: 15.26 min Scan# 2103
 Delta R.T. -0.01 min
 Lab File: BM018415.D
 Acq: 28 Dec 2018 02:27

Tgt Ion	Resp	Lower	Upper
149	100		
177	21.7	17.1	25.7
150	12.7	9.8	14.6



Abundance Ion 149.00 (148.70 to 149.70): E
 Ion 177.00 (176.70 to 177.70): E
 Ion 150.00 (149.70 to 150.70): E

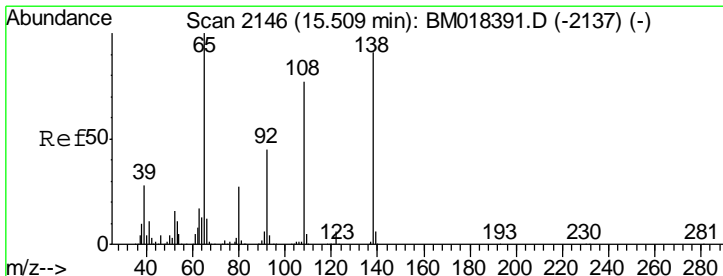
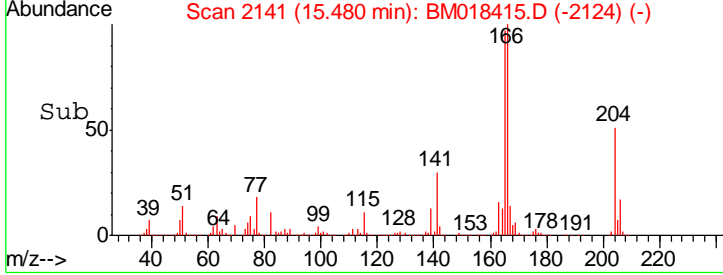
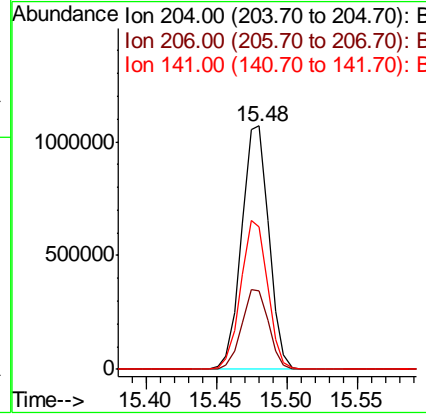
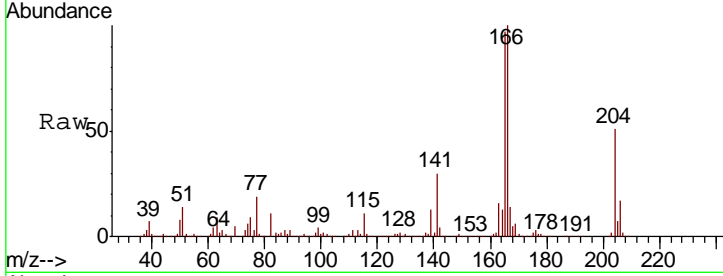




#61
 4-Chlorophenyl-phenylether
 Concen: 24.998 ng
 RT: 15.48 min Scan# 2141
 Delta R.T. 0.00 min
 Lab File: BM018415.D
 Acq: 28 Dec 2018 02:27

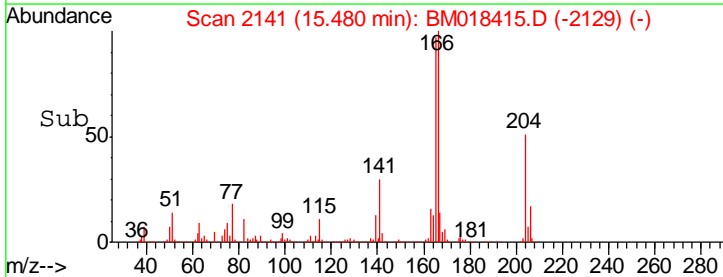
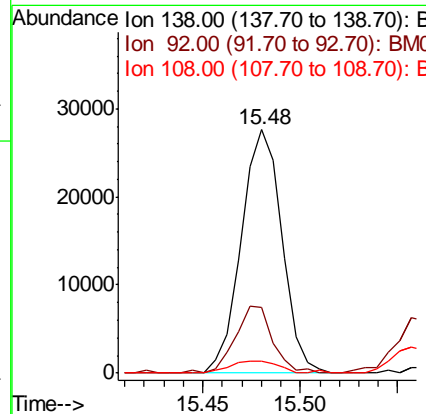
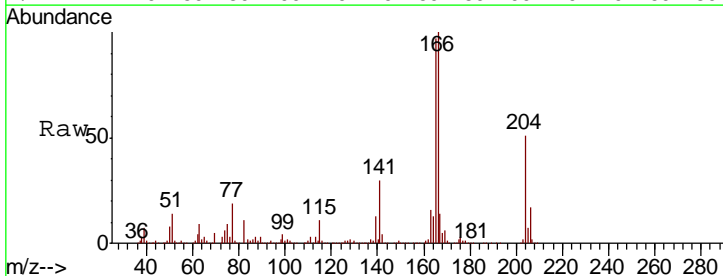
Instrument :
 BNA_M
 ClientSampleID :
 PB116035BS

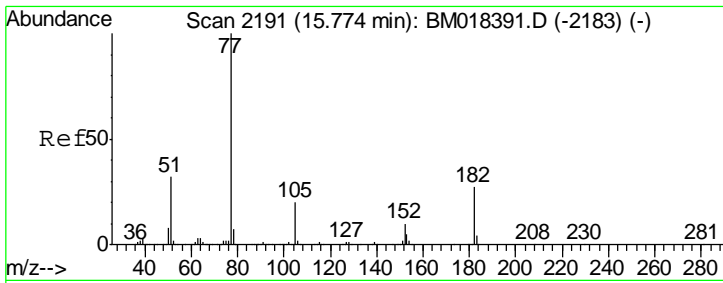
Tgt Ion	Resp	Lower	Upper
204	1436338		
204	100		
206	32.4	25.8	38.6
141	58.4	49.5	74.3



#62
 4-Nitroaniline
 Concen: 1.420 ng
 RT: 15.48 min Scan# 2141
 Delta R.T. -0.03 min
 Lab File: BM018415.D
 Acq: 28 Dec 2018 02:27

Tgt Ion	Resp	Lower	Upper
138	39769		
138	100		
92	27.1	29.0	69.0#
108	5.2	63.9	103.9#



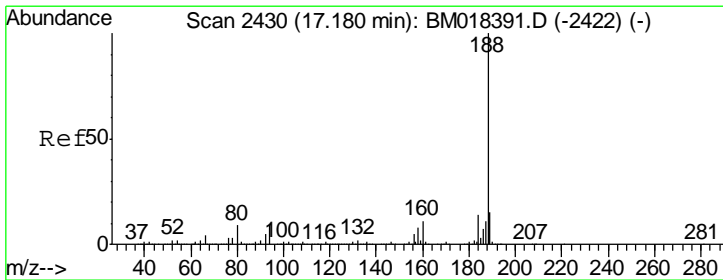
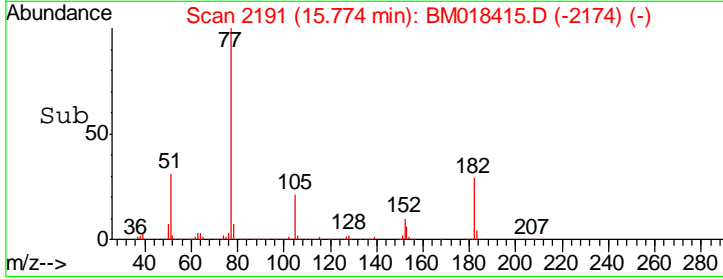
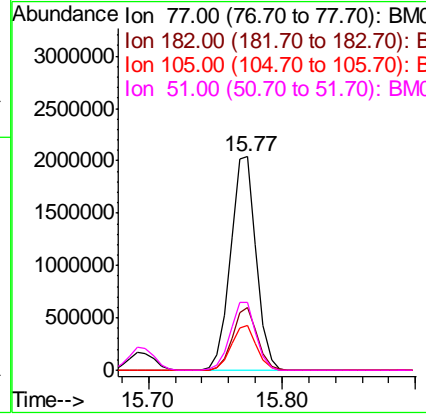
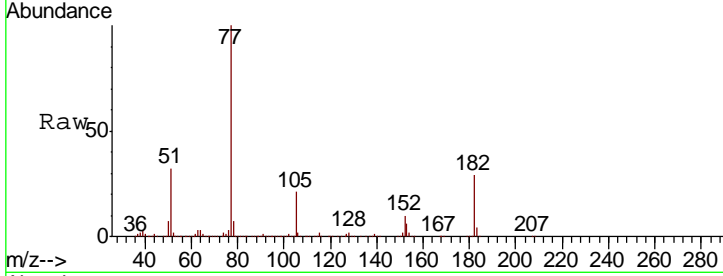


#63
 Azobenzene
 Concen: 25.504 ng
 RT: 15.77 min Scan# 2191
 Delta R.T. 0.00 min
 Lab File: BM018415.D
 Acq: 28 Dec 2018 02:27

Instrument :
 BNA_M
 ClientSampleId :
 PB116035BS

Tgt Ion: 77 Resp: 2741059

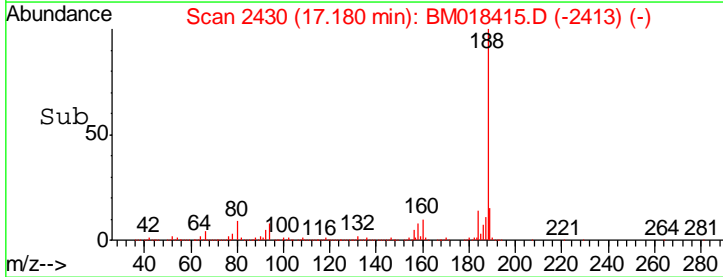
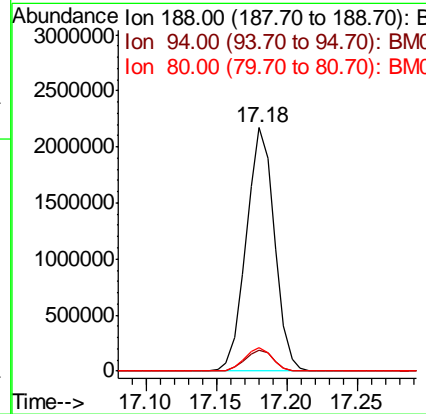
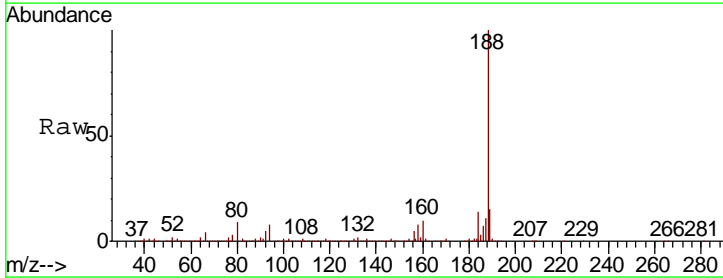
Ion	Ratio	Lower	Upper
77	100		
182	29.3	7.4	47.4
105	20.8	0.0	39.6
51	31.5	12.0	52.0

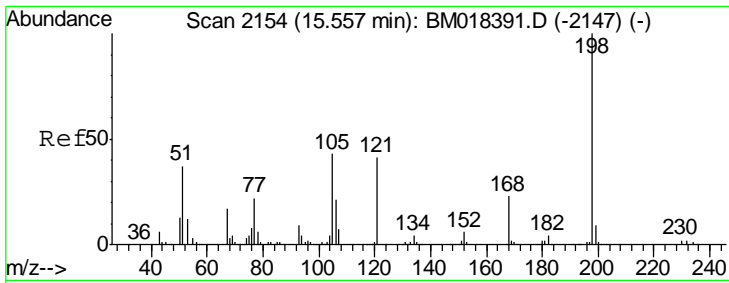


#64
 Phenanthrene-d10
 Concen: 20.000 ng
 RT: 17.18 min Scan# 2430
 Delta R.T. 0.00 min
 Lab File: BM018415.D
 Acq: 28 Dec 2018 02:27

Tgt Ion: 188 Resp: 3031351

Ion	Ratio	Lower	Upper
188	100		
94	8.4	7.1	10.7
80	9.4	7.6	11.4

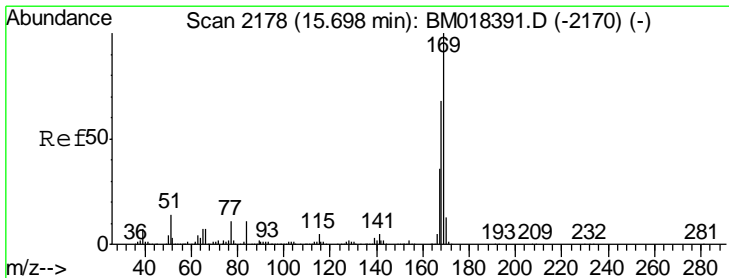
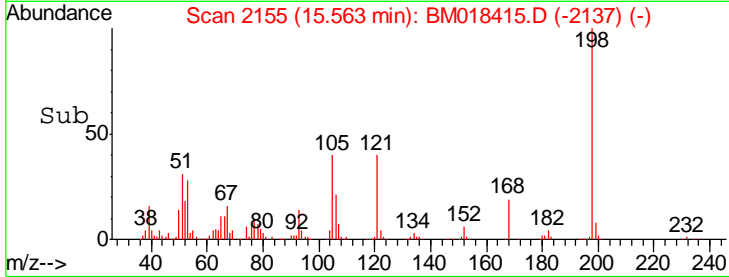
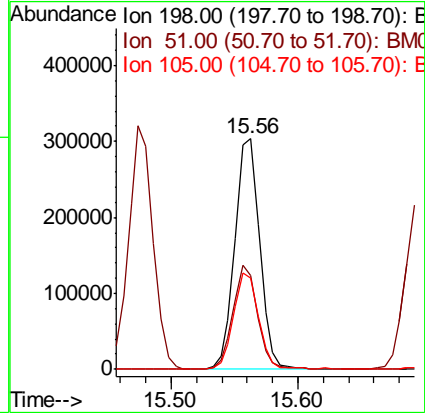
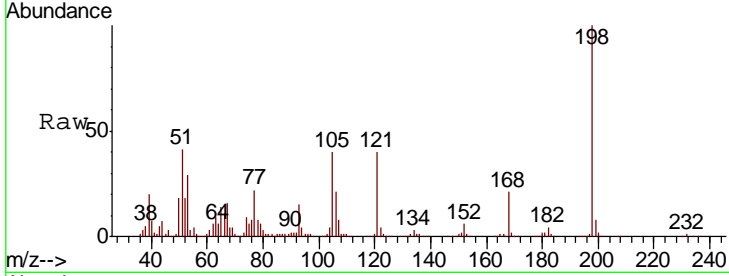




#65
 4,6-Dinitro-2-methylphenol
 Concen: 35.973 ng
 RT: 15.56 min Scan# 2155
 Delta R.T. 0.01 min
 Lab File: BM018415.D
 Acq: 28 Dec 2018 02:27

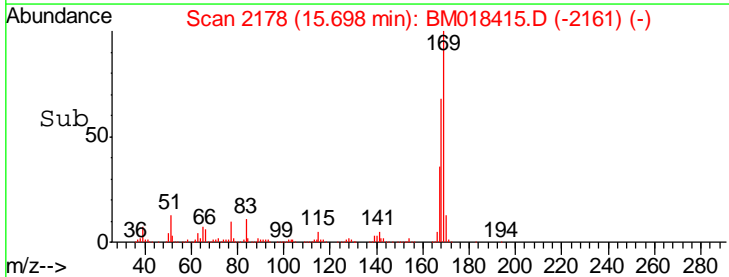
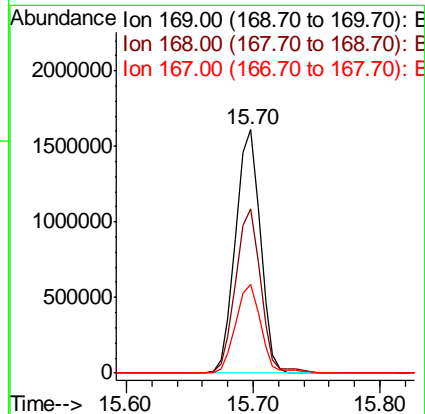
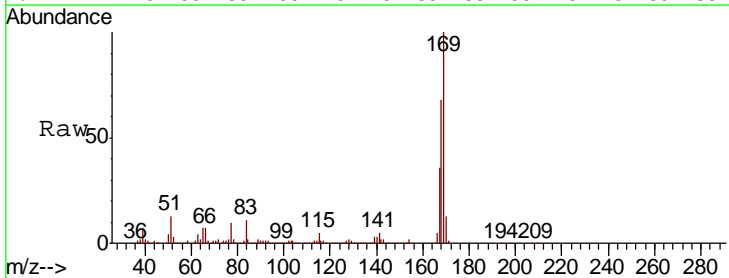
Instrument :
 BNA_M
 ClientSampled :
 PB116035BS

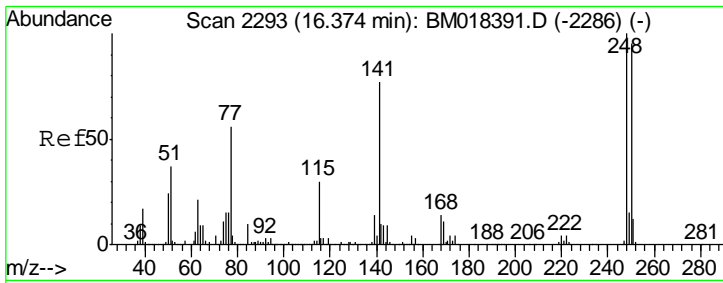
Tgt Ion	Resp	Lower	Upper
198	411177		
51	40.8	29.6	69.6
105	39.7	25.5	65.5



#66
 n-Nitrosodiphenylamine
 Concen: 22.993 ng
 RT: 15.70 min Scan# 2178
 Delta R.T. 0.00 min
 Lab File: BM018415.D
 Acq: 28 Dec 2018 02:27

Tgt Ion	Resp	Lower	Upper
169	2172307		
168	67.7	54.1	81.1
167	36.3	28.6	42.8

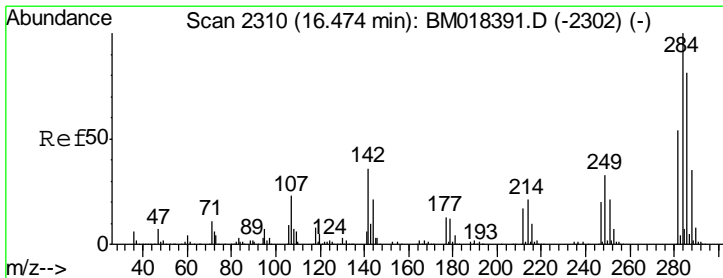
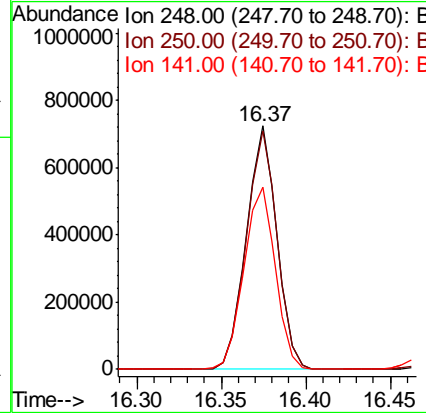
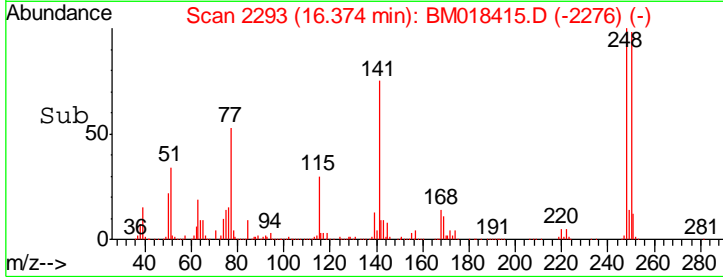
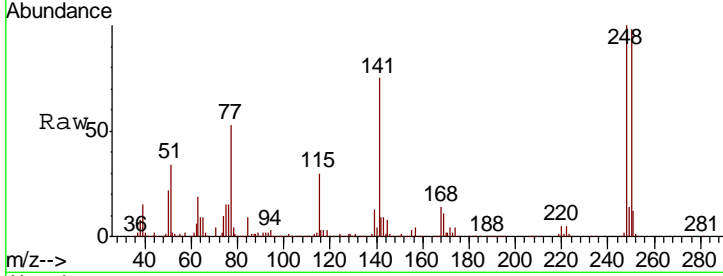




#67
 4-Bromophenyl-phenylether
 Concen: 27.704 ng
 RT: 16.37 min Scan# 2293
 Delta R.T. 0.00 min
 Lab File: BM018415.D
 Acq: 28 Dec 2018 02:27

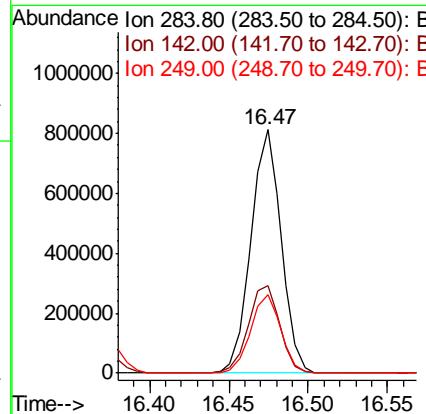
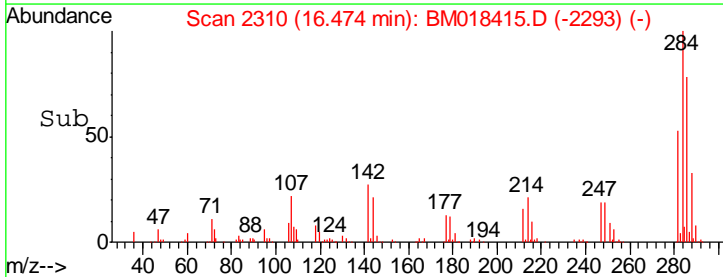
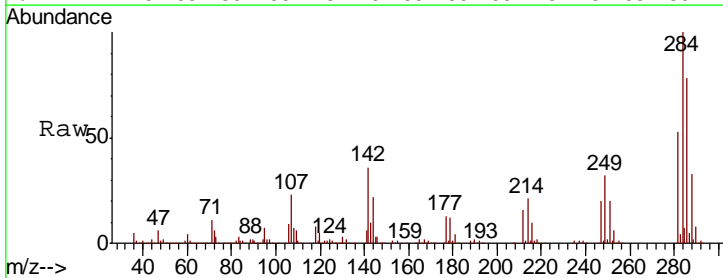
Instrument :
 BNA_M
 ClientSampled :
 PB116035BS

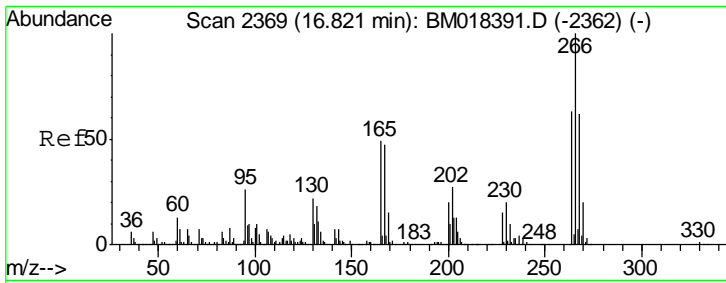
Tgt Ion	Resp	Lower	Upper
248	914514		
248	100		
250	97.9	76.0	114.0
141	74.8	61.5	92.3



#68
 Hexachlorobenzene
 Concen: 28.797 ng
 RT: 16.47 min Scan# 2310
 Delta R.T. 0.00 min
 Lab File: BM018415.D
 Acq: 28 Dec 2018 02:27

Tgt Ion	Resp	Lower	Upper
284	1076820		
284	100		
142	35.9	29.2	43.8
249	32.0	26.1	39.1

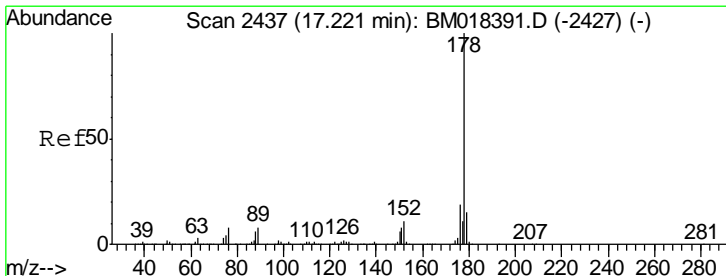
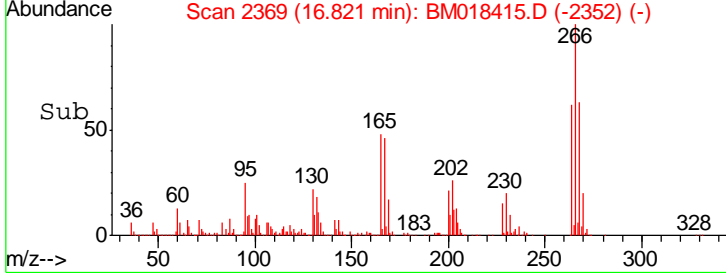
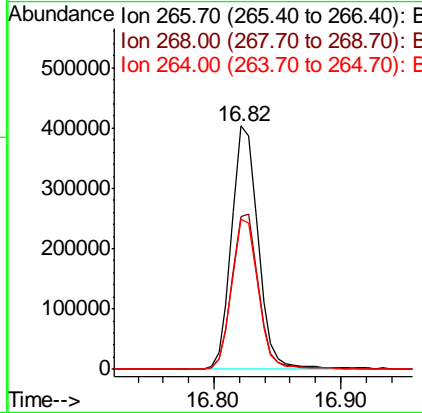
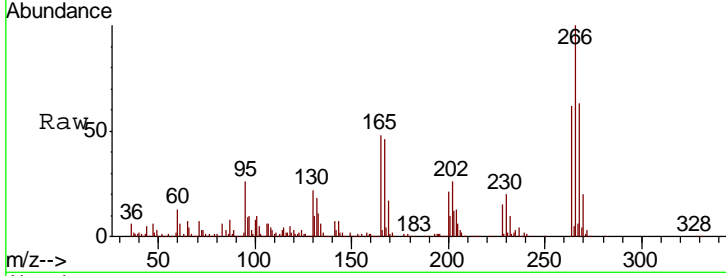




#70
 Pentachlorophenol
 Concen: 26.892 ng
 RT: 16.82 min Scan# 2369
 Delta R.T. 0.00 min
 Lab File: BM018415.D
 Acq: 28 Dec 2018 02:27

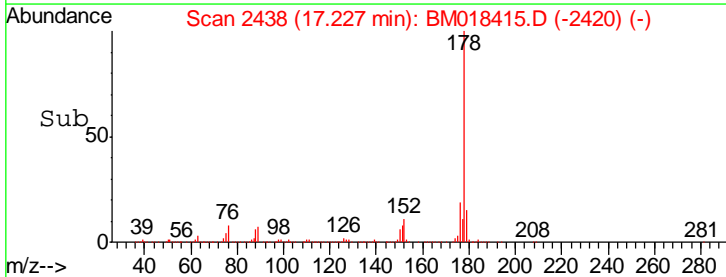
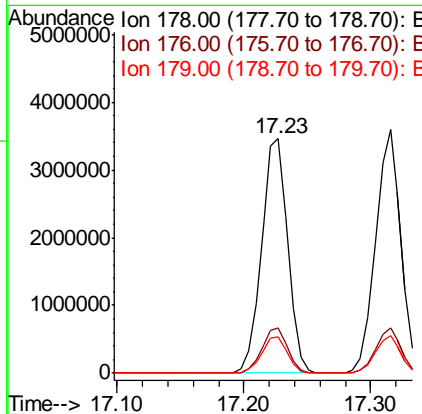
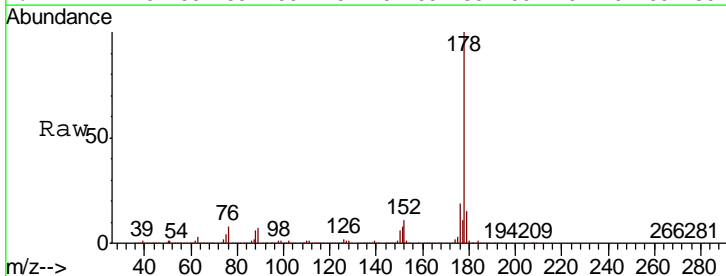
Instrument :
 BNA_M
 ClientSampled :
 PB116035BS

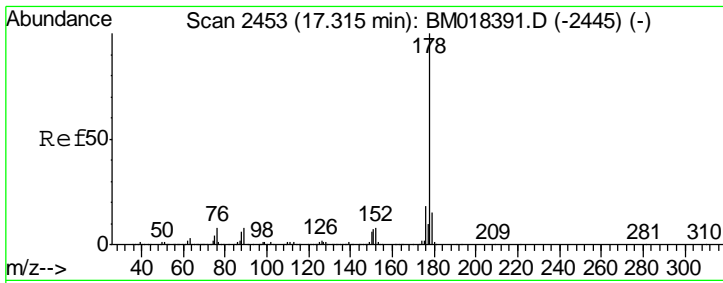
Tgt Ion	Resp	Lower	Upper
266	100		
268	62.5	49.8	74.6
264	61.6	50.1	75.1



#71
 Phenanthrene
 Concen: 30.903 ng
 RT: 17.23 min Scan# 2438
 Delta R.T. 0.01 min
 Lab File: BM018415.D
 Acq: 28 Dec 2018 02:27

Tgt Ion	Resp	Lower	Upper
178	100		
176	19.0	15.4	23.0
179	15.3	12.2	18.4

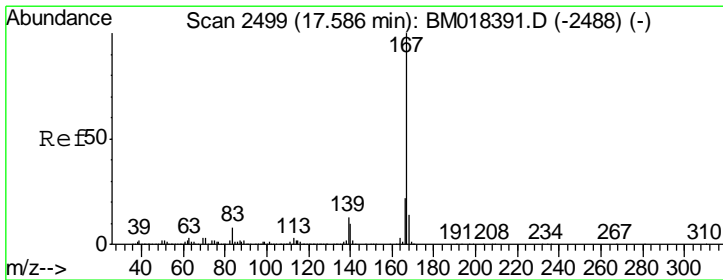
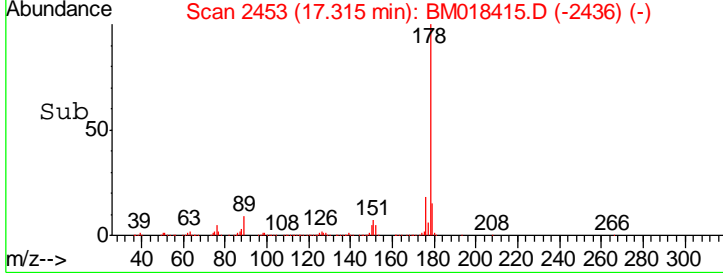
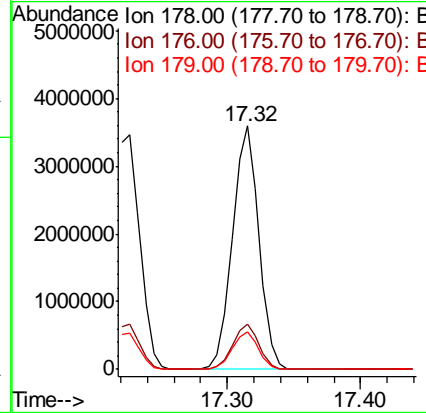
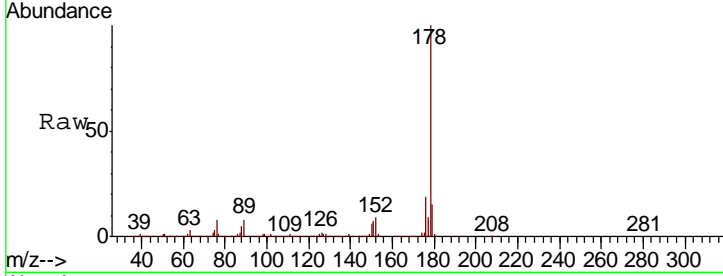




#72
 Anthracene
 Concen: 31.011 ng
 RT: 17.32 min Scan# 2453
 Delta R.T. 0.00 min
 Lab File: BM018415.D
 Acq: 28 Dec 2018 02:27

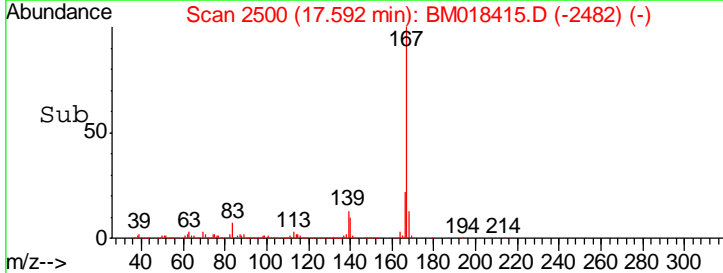
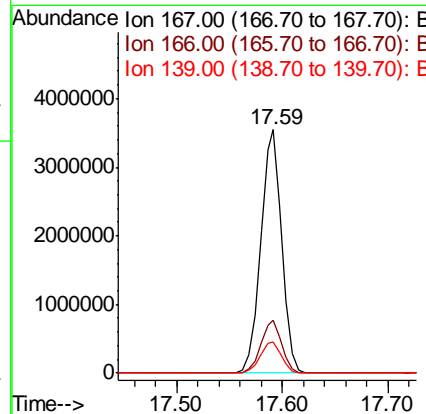
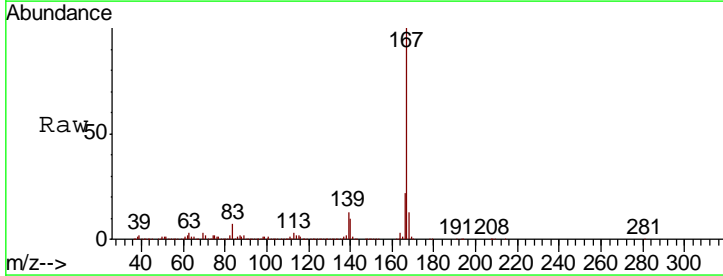
Instrument :
 BNA_M
 ClientSampleId :
 PB116035BS

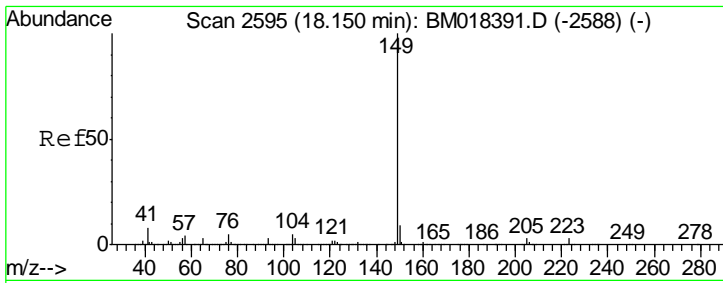
Tgt Ion	Resp	Lower	Upper
178	4957309		
176	18.6	14.7	22.1
179	15.4	12.2	18.4



#73
 Carbazole
 Concen: 29.280 ng
 RT: 17.59 min Scan# 2500
 Delta R.T. 0.01 min
 Lab File: BM018415.D
 Acq: 28 Dec 2018 02:27

Tgt Ion	Resp	Lower	Upper
167	4915628		
166	21.6	17.4	26.2
139	13.0	10.6	16.0

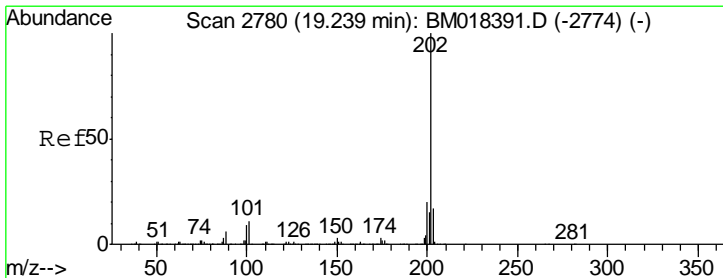
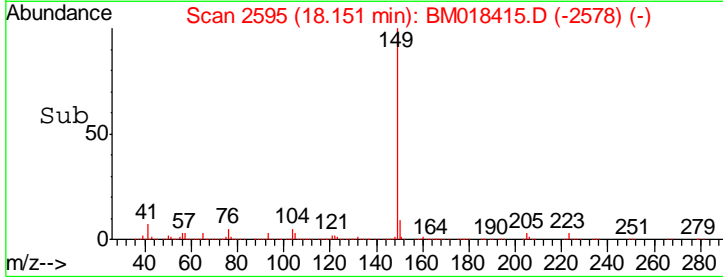
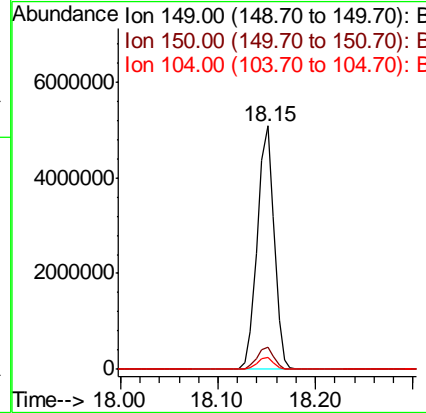
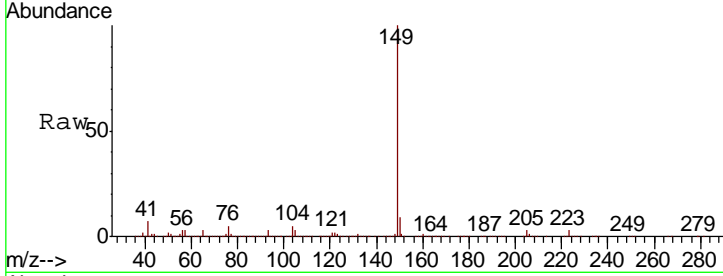




#74
 Di-n-butylphthalate
 Concen: 31.974 ng
 RT: 18.15 min Scan# 2595
 Delta R.T. 0.00 min
 Lab File: BM018415.D
 Acq: 28 Dec 2018 02:27

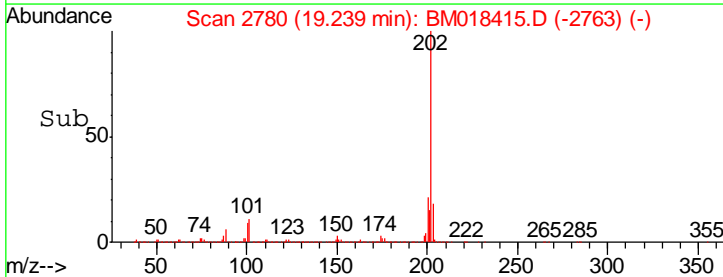
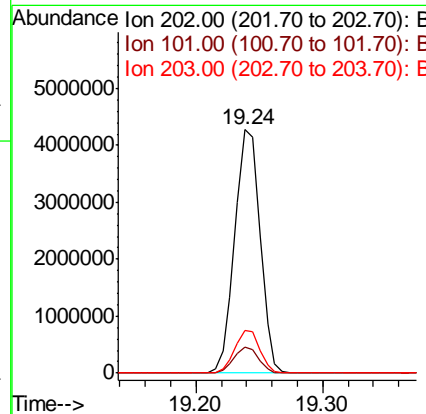
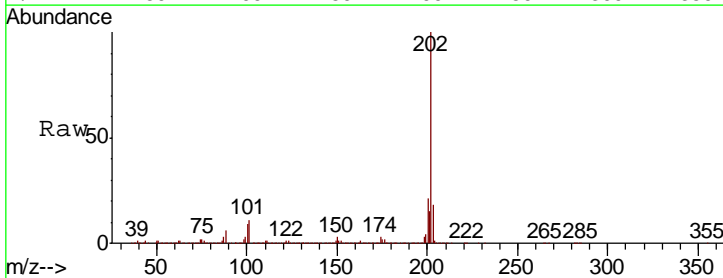
Instrument :
 BNA_M
 ClientSampleId :
 PB116035BS

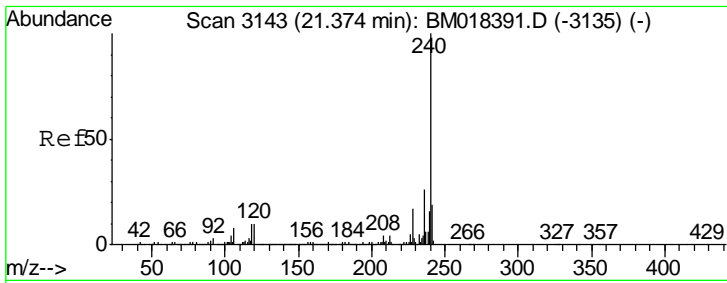
Tgt Ion	Resp	Lower	Upper
149	6100857		
150	9.2	7.3	10.9
104	5.0	4.2	6.4



#75
 Fluoranthene
 Concen: 30.999 ng
 RT: 19.24 min Scan# 2780
 Delta R.T. 0.00 min
 Lab File: BM018415.D
 Acq: 28 Dec 2018 02:27

Tgt Ion	Resp	Lower	Upper
202	5891014		
101	10.9	0.0	30.9
203	17.6	0.0	37.4

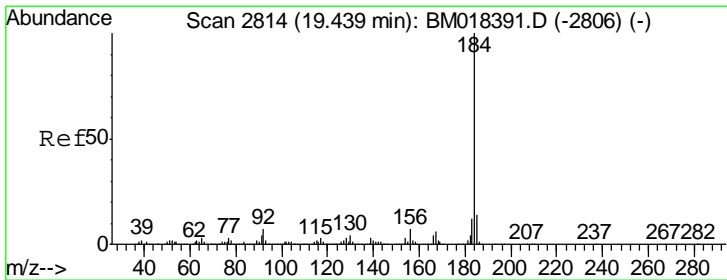
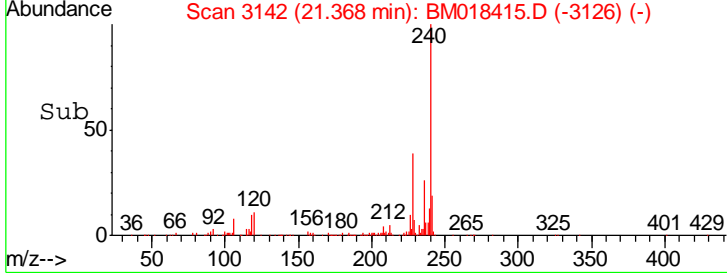
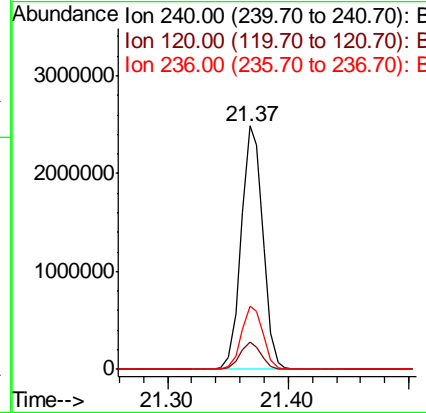
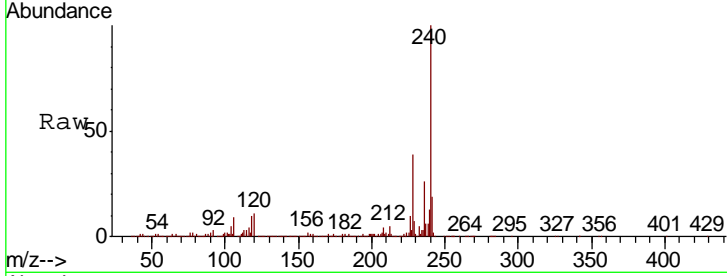




#76
 Chrysene-d12
 Concen: 20.000 ng
 RT: 21.37 min Scan# 3142
 Delta R.T. -0.01 min
 Lab File: BM018415.D
 Acq: 28 Dec 2018 02:27

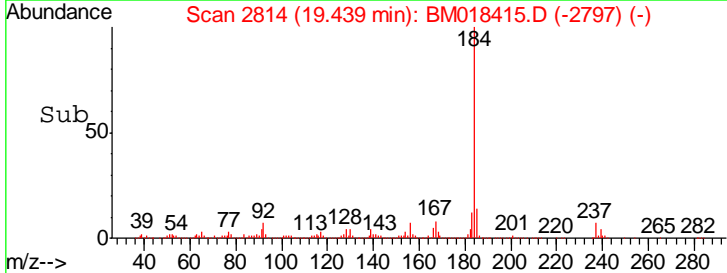
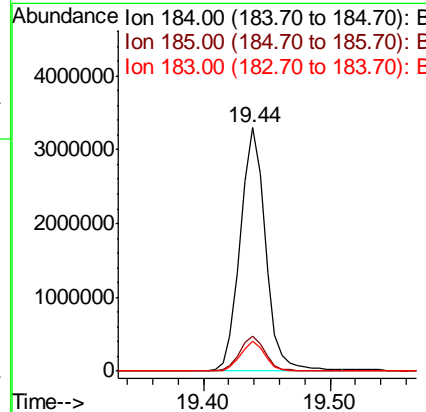
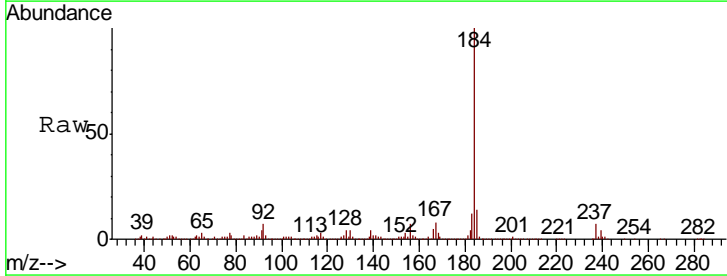
Instrument :
 BNA_M
 ClientSampled :
 PB116035BS

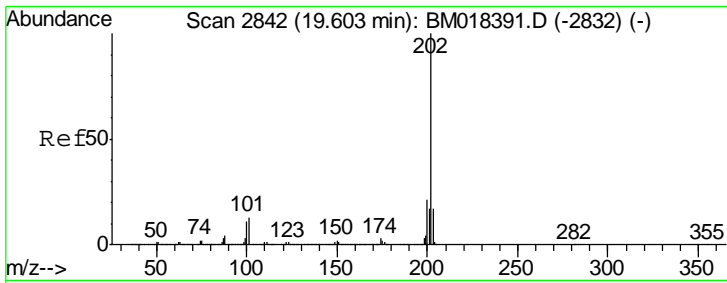
Tgt Ion	Resp	Lower	Upper
240	3109366		
120	11.2	8.4	12.6
236	25.8	20.7	31.1



#77
 Benzidine
 Concen: 51.254 ng
 RT: 19.44 min Scan# 2814
 Delta R.T. 0.00 min
 Lab File: BM018415.D
 Acq: 28 Dec 2018 02:27

Tgt Ion	Resp	Lower	Upper
184	4555350		
185	14.3	11.4	17.0
183	12.0	9.5	14.3

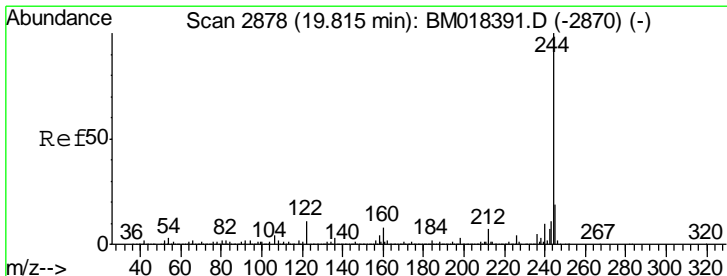
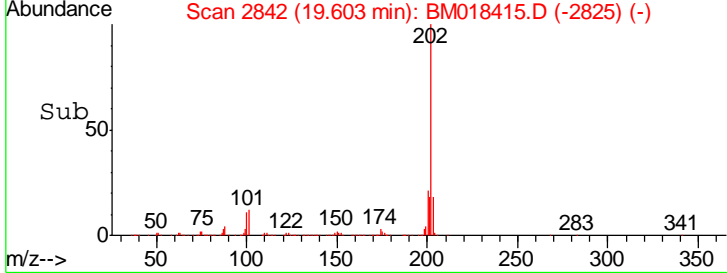
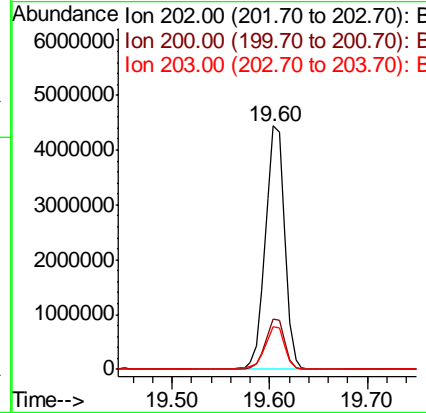
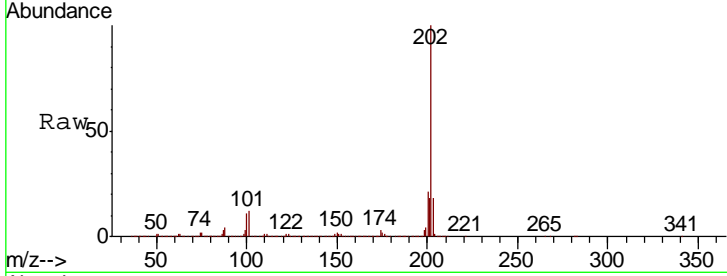




#78
 Pyrene
 Concen: 34.142 ng
 RT: 19.60 min Scan# 2842
 Delta R.T. 0.00 min
 Lab File: BM018415.D
 Acq: 28 Dec 2018 02:27

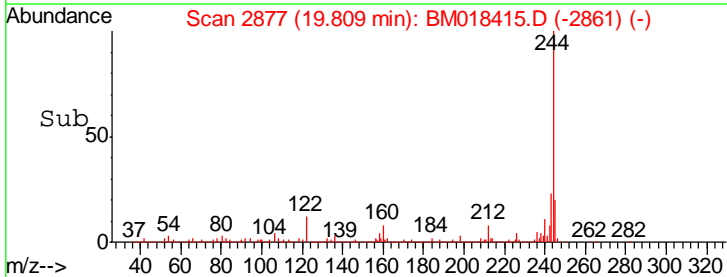
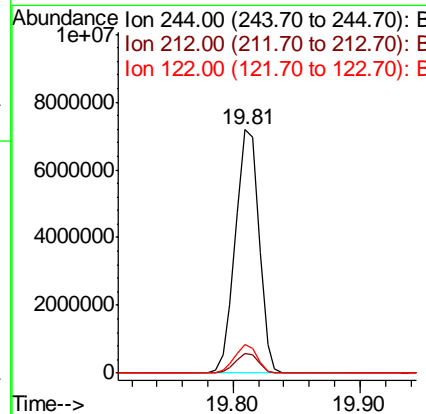
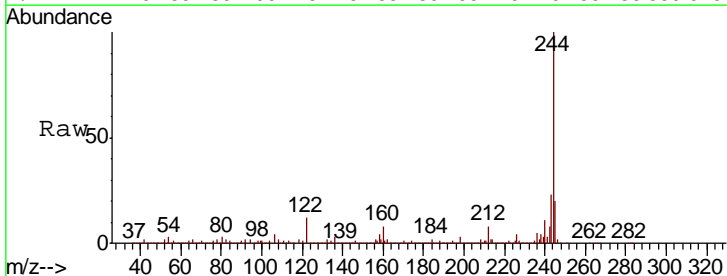
Instrument :
 BNA_M
 ClientSampleId :
 PB116035BS

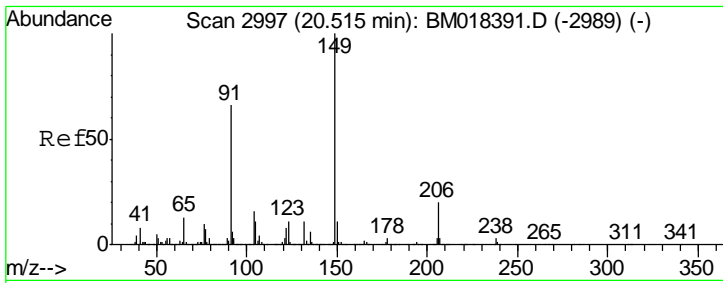
Tgt Ion	Resp	Lower	Upper
202	100		
200	20.9	16.6	24.8
203	17.6	13.8	20.8



#79
 Terphenyl-d14
 Concen: 63.141 ng
 RT: 19.81 min Scan# 2877
 Delta R.T. -0.01 min
 Lab File: BM018415.D
 Acq: 28 Dec 2018 02:27

Tgt Ion	Resp	Lower	Upper
244	100		
212	7.9	5.9	8.9
122	11.6	9.0	13.4

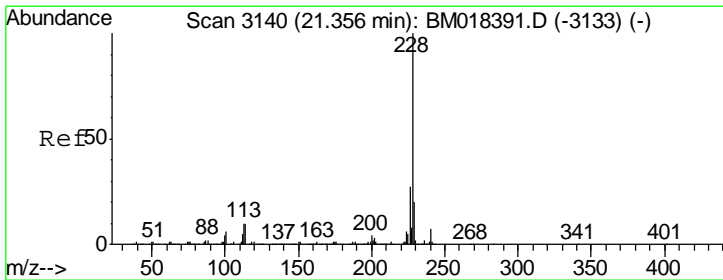
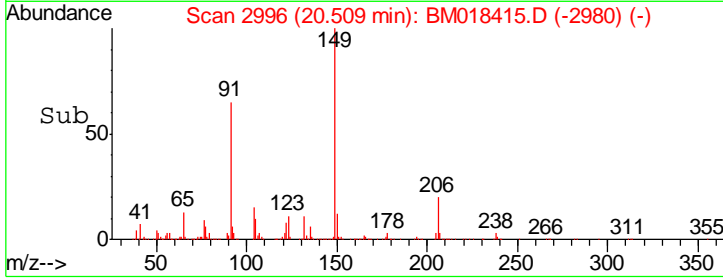
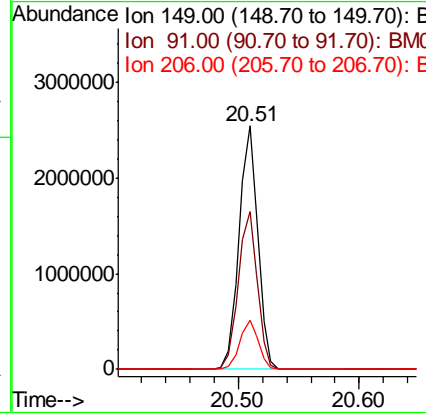
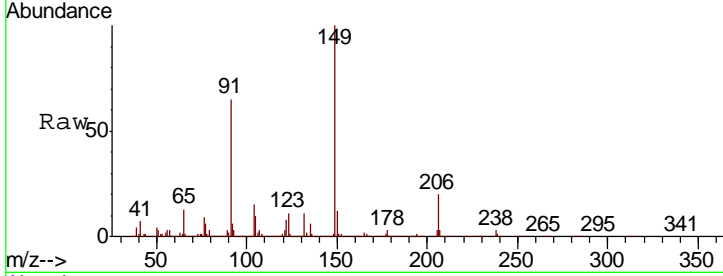




#80
 Butylbenzylphthalate
 Concen: 35.776 ng
 RT: 20.51 min Scan# 2996
 Delta R.T. -0.01 min
 Lab File: BM018415.D
 Acq: 28 Dec 2018 02:27

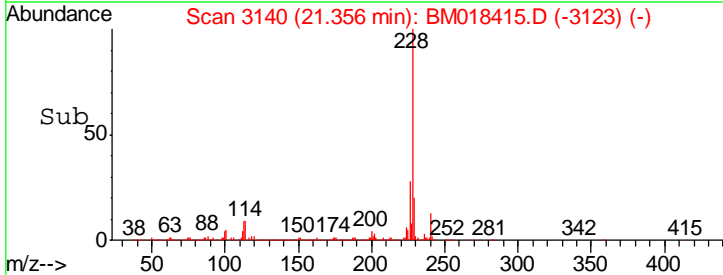
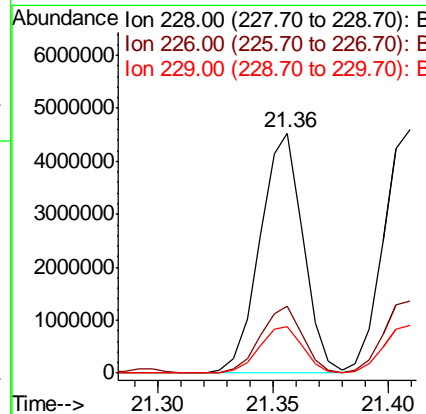
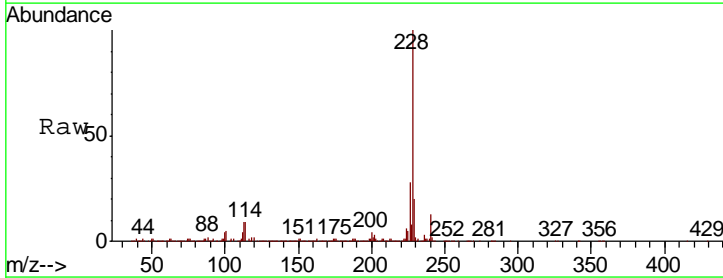
Instrument :
 BNA_M
 ClientSampleId :
 PB116035BS

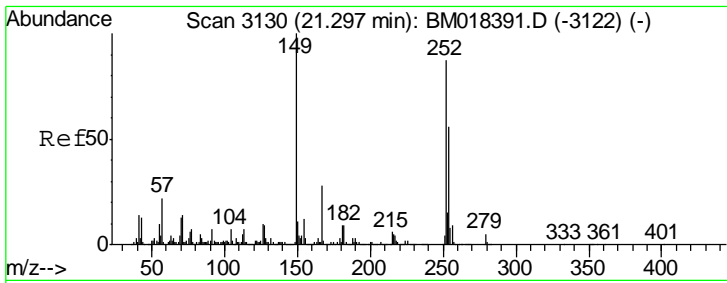
Tgt Ion	Resp	Lower	Upper
149	100		
91	65.0	53.1	79.7
206	20.4	16.2	24.4



#81
 Benzo(a)anthracene
 Concen: 32.173 ng
 RT: 21.36 min Scan# 3140
 Delta R.T. 0.00 min
 Lab File: BM018415.D
 Acq: 28 Dec 2018 02:27

Tgt Ion	Resp	Lower	Upper
228	100		
226	27.6	21.8	32.6
229	19.5	15.8	23.8

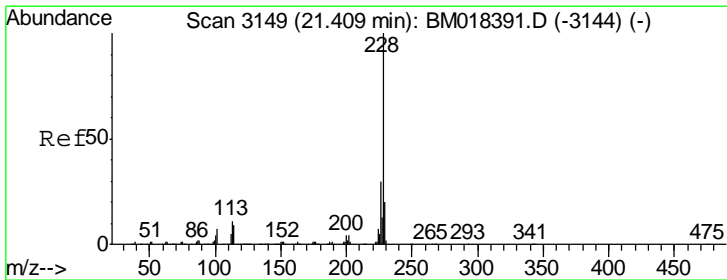
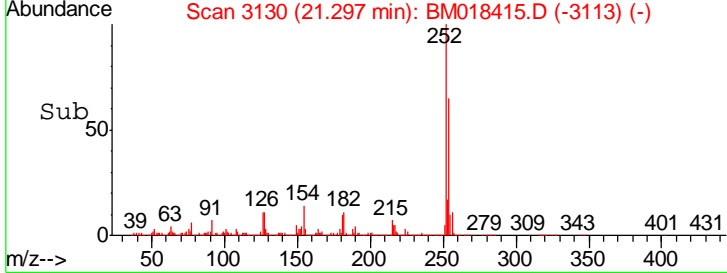
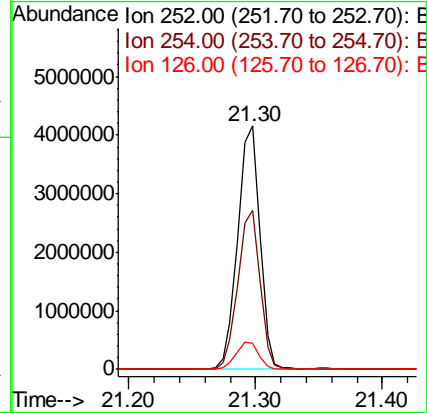
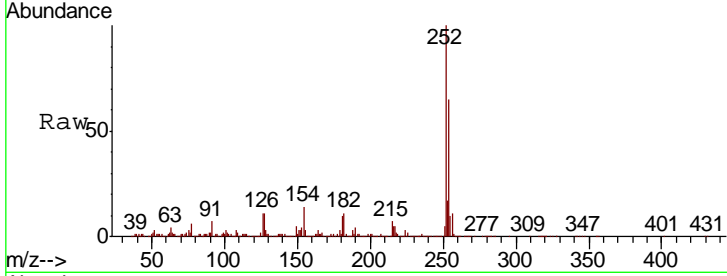




#82
 3,3'-Dichlorobenzidine
 Concen: 71.360 ng
 RT: 21.30 min Scan# 3130
 Delta R.T. 0.00 min
 Lab File: BM018415.D
 Acq: 28 Dec 2018 02:27

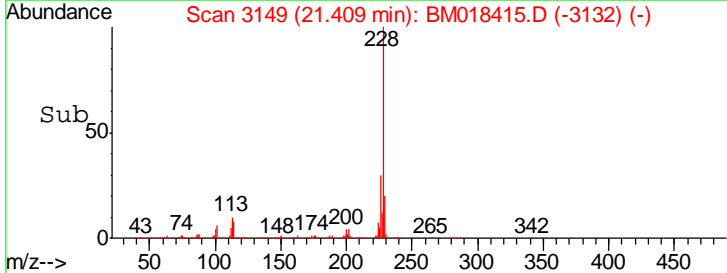
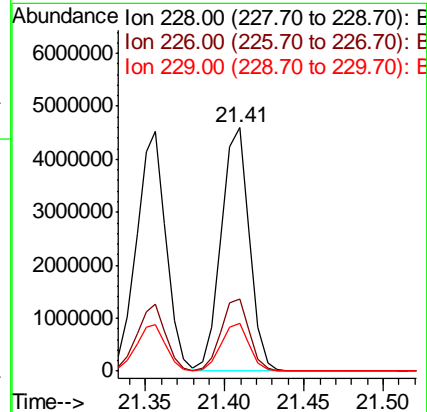
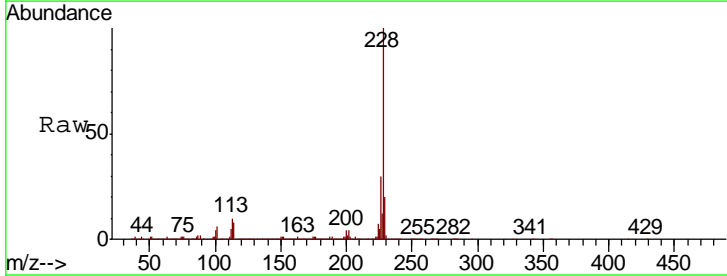
Instrument :
 BNA_M
 ClientSampleId :
 PB116035BS

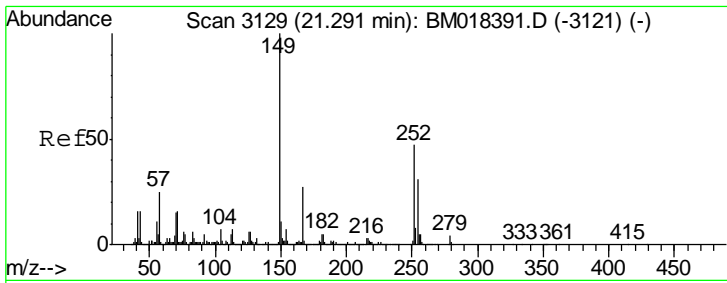
Tgt Ion	Resp	Lower	Upper
252	100		
254	65.2	51.4	77.0
126	10.8	8.7	13.1



#83
 Chrysene
 Concen: 32.080 ng
 RT: 21.41 min Scan# 3149
 Delta R.T. 0.00 min
 Lab File: BM018415.D
 Acq: 28 Dec 2018 02:27

Tgt Ion	Resp	Lower	Upper
228	100		
226	29.8	24.2	36.2
229	19.6	15.6	23.4

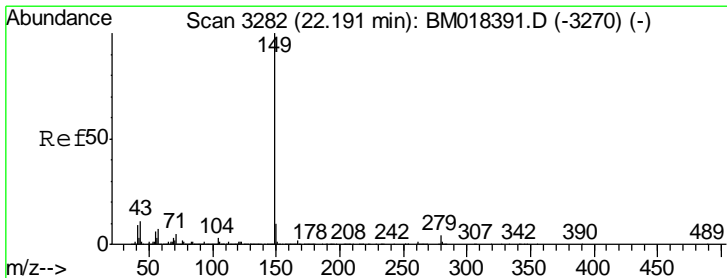
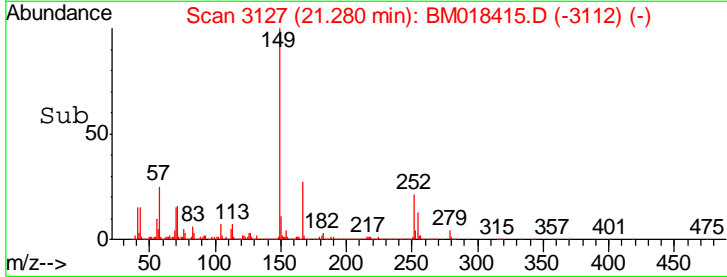
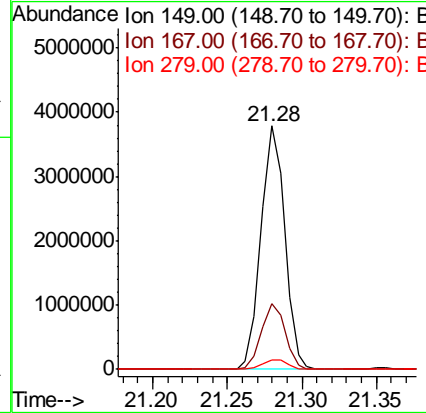
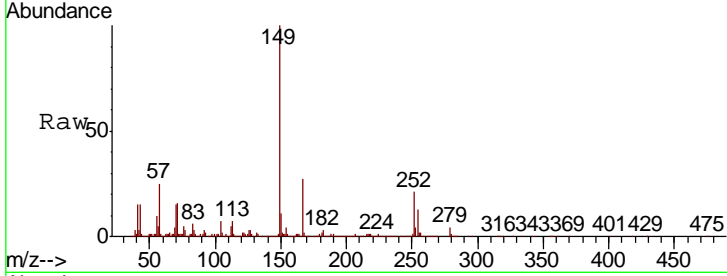




#84
 Bis(2-ethylhexyl)phthalate
 Concen: 34.024 ng
 RT: 21.28 min Scan# 3127
 Delta R.T. -0.01 min
 Lab File: BM018415.D
 Acq: 28 Dec 2018 02:27

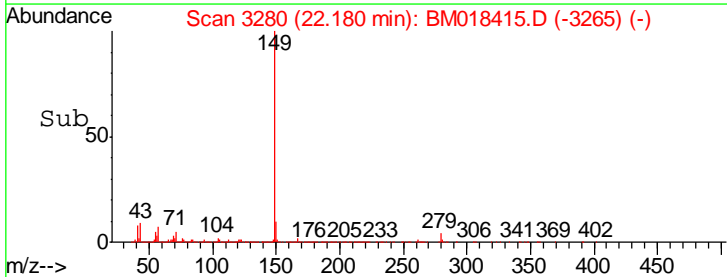
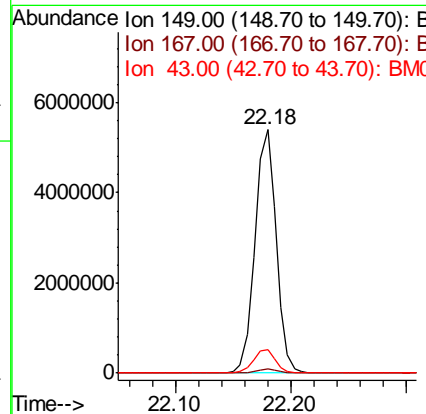
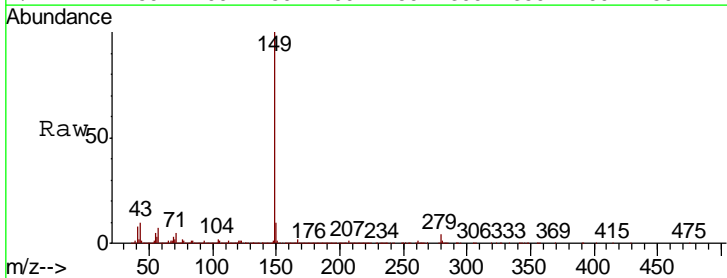
Instrument :
 BNA_M
 ClientSampleId :
 PB116035BS

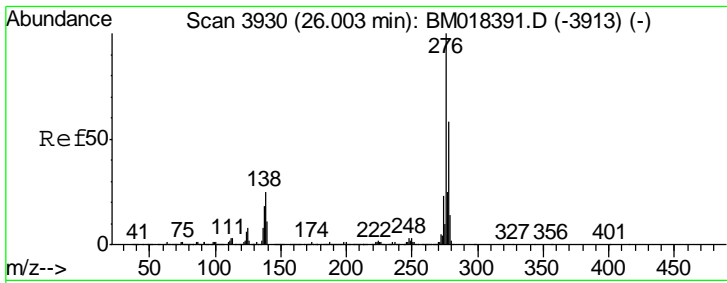
Tgt Ion	Resp	Lower	Upper
149	4139690		
167	27.1	21.6	32.4
279	4.0	3.3	4.9



#85
 Di-n-octyl phthalate
 Concen: 34.276 ng
 RT: 22.18 min Scan# 3280
 Delta R.T. -0.01 min
 Lab File: BM018415.D
 Acq: 28 Dec 2018 02:27

Tgt Ion	Resp	Lower	Upper
149	6893328		
167	1.5	1.3	1.9
43	9.7	8.6	12.8

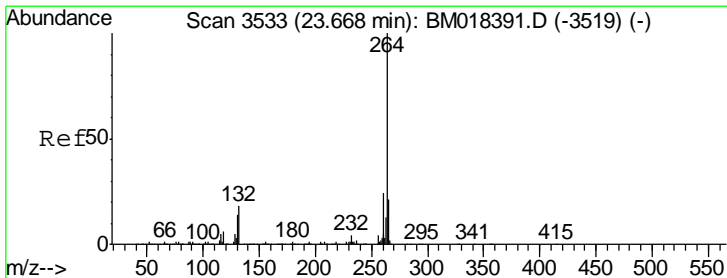
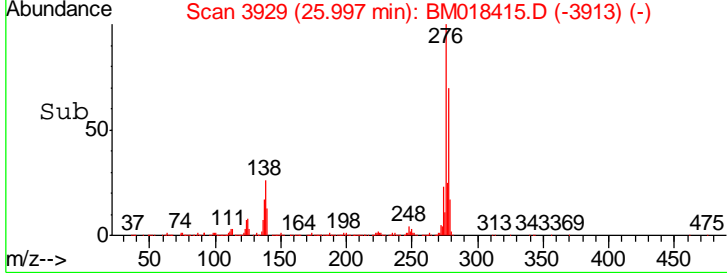
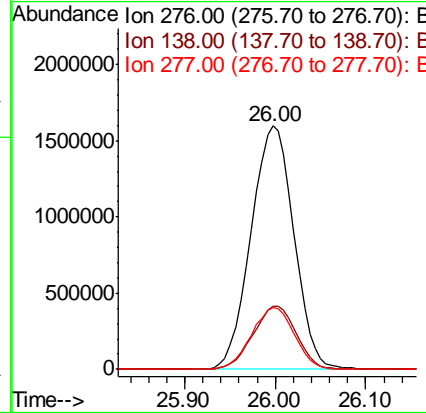
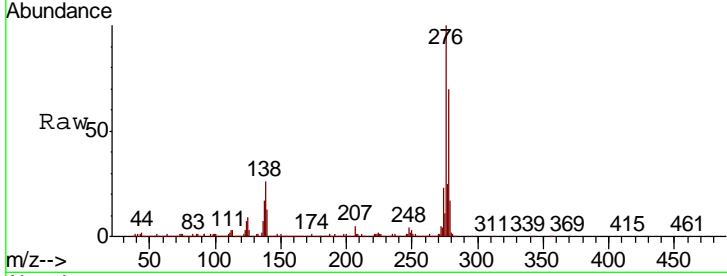




#86
 Indeno(1,2,3-cd)pyrene
 Concen: 24.048 ng
 RT: 26.00 min Scan# 3929
 Delta R.T. -0.01 min
 Lab File: BM018415.D
 Acq: 28 Dec 2018 02:27

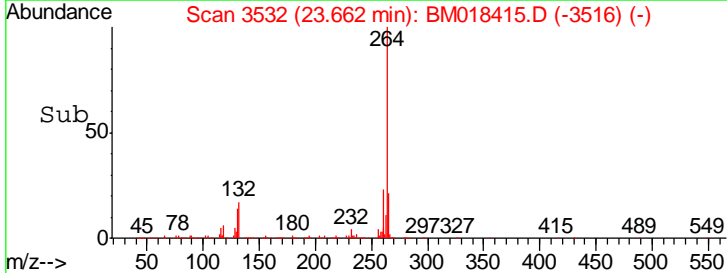
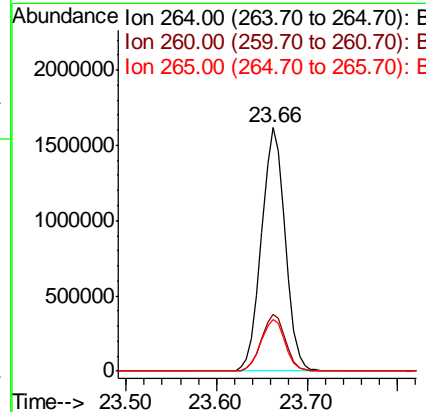
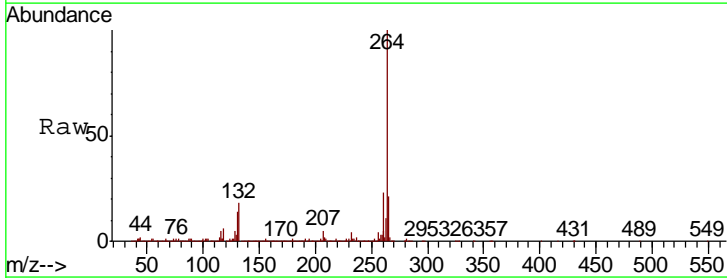
Instrument :
 BNA_M
 Client Sampled :
 PB116035BS

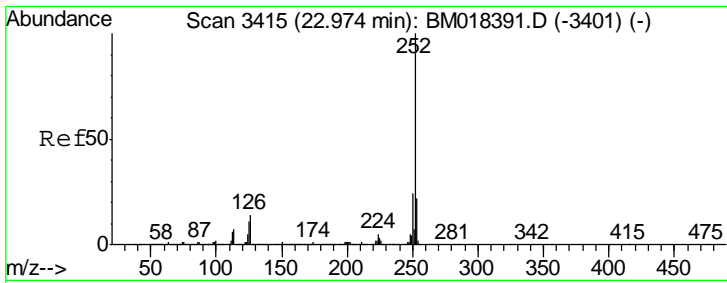
Tgt Ion	Resp	Lower	Upper
276	100		
138	26.2	21.5	32.3
277	25.3	20.2	30.2



#87
 Perylene-d12
 Concen: 20.000 ng
 RT: 23.66 min Scan# 3532
 Delta R.T. -0.01 min
 Lab File: BM018415.D
 Acq: 28 Dec 2018 02:27

Tgt Ion	Resp	Lower	Upper
264	100		
260	23.4	18.9	28.3
265	21.3	16.8	25.2



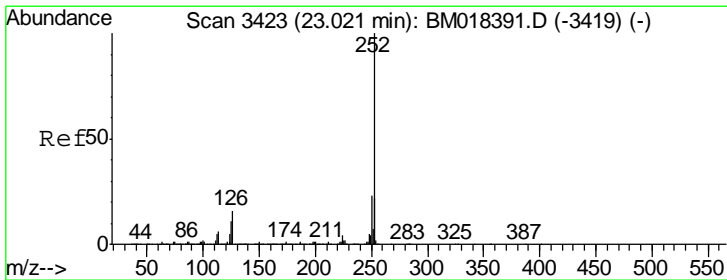
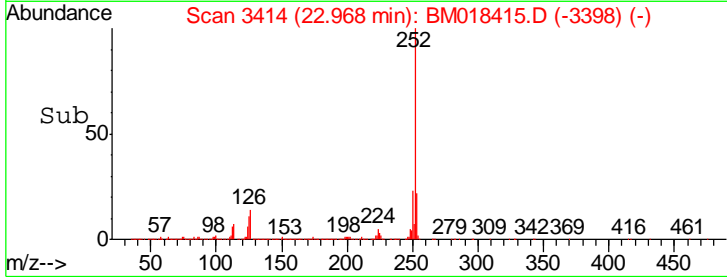
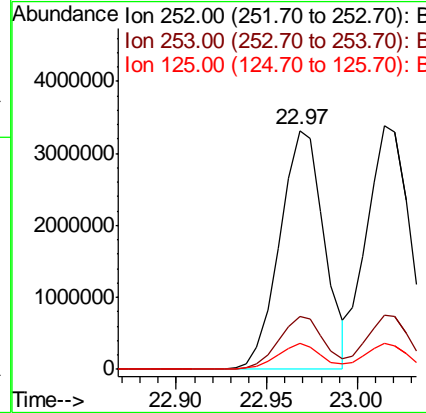
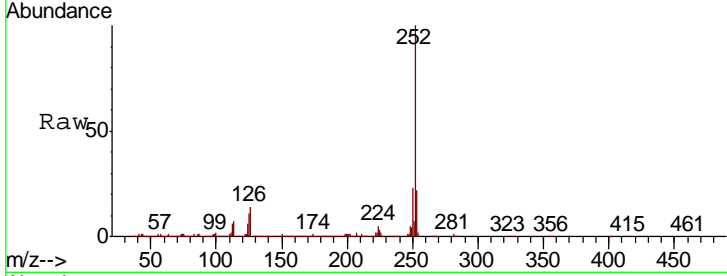


#88
 Benzo(b)fluoranthene
 Concen: 34.688 ng
 RT: 22.97 min Scan# 3414
 Delta R.T. -0.01 min
 Lab File: BM018415.D
 Acq: 28 Dec 2018 02:27

Instrument :
 BNA_M
 ClientSampled :
 PB116035BS

Tgt Ion: 252 Resp: 5691755

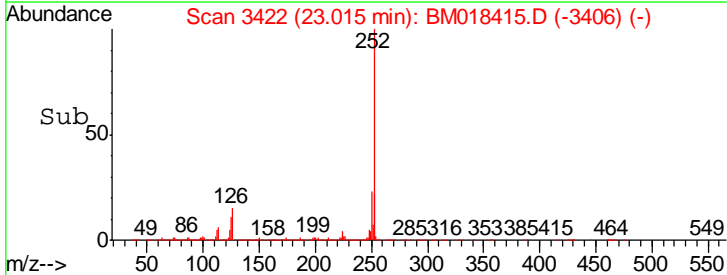
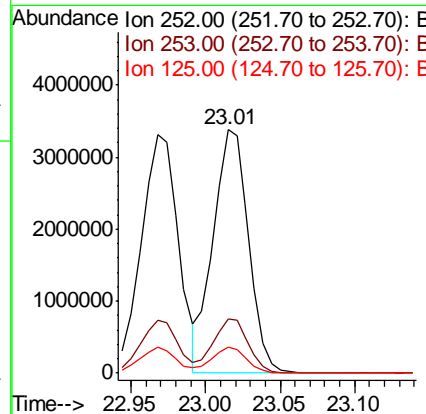
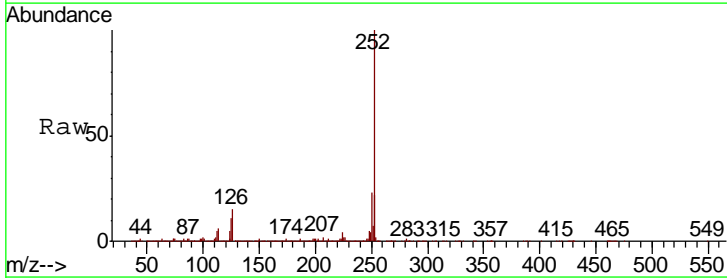
Ion	Ratio	Lower	Upper
252	100		
253	22.0	17.6	26.4
125	10.8	8.5	12.7

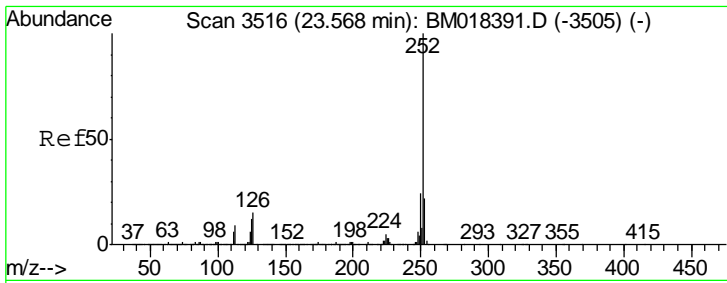


#89
 Benzo(k)fluoranthene
 Concen: 34.020 ng
 RT: 23.01 min Scan# 3422
 Delta R.T. -0.01 min
 Lab File: BM018415.D
 Acq: 28 Dec 2018 02:27

Tgt Ion: 252 Resp: 5583131

Ion	Ratio	Lower	Upper
252	100		
253	22.1	17.4	26.0
125	10.6	8.6	12.8



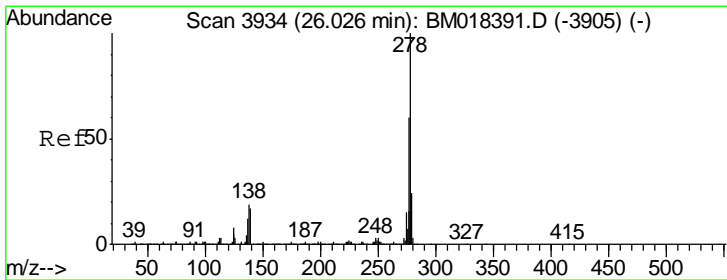
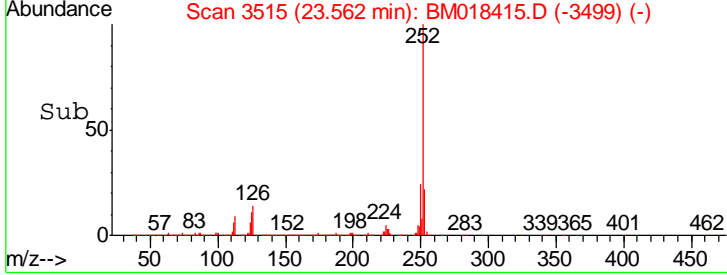
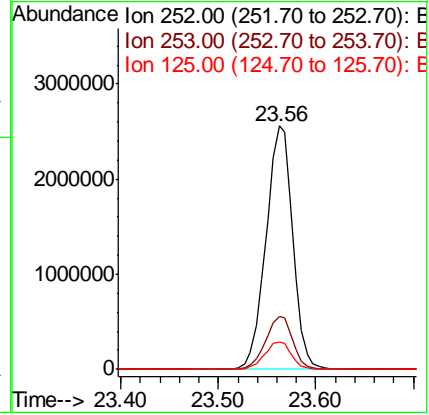
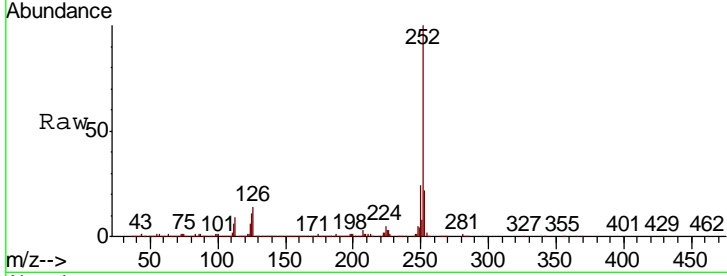


#90
 Benzo(a)pyrene
 Concen: 31.190 ng
 RT: 23.56 min Scan# 3515
 Delta R.T. -0.01 min
 Lab File: BM018415.D
 Acq: 28 Dec 2018 02:27

Instrument :
 BNA_M
 ClientSampled :
 PB116035BS

Tgt Ion: 252 Resp: 4916362

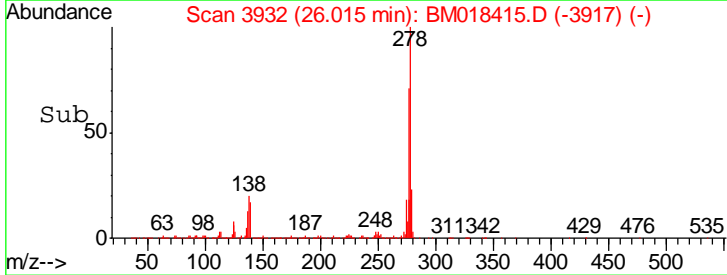
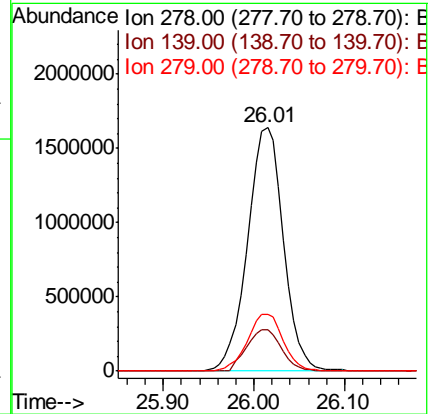
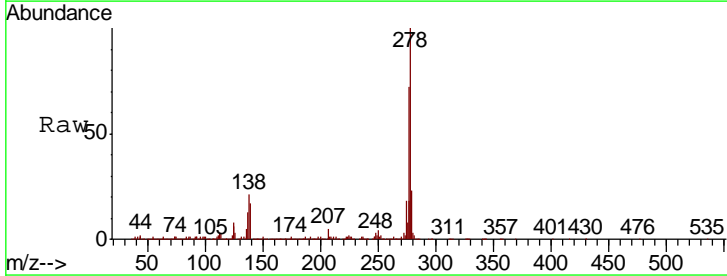
Ion	Ratio	Lower	Upper
252	100		
253	21.9	17.5	26.3
125	11.4	9.7	14.5

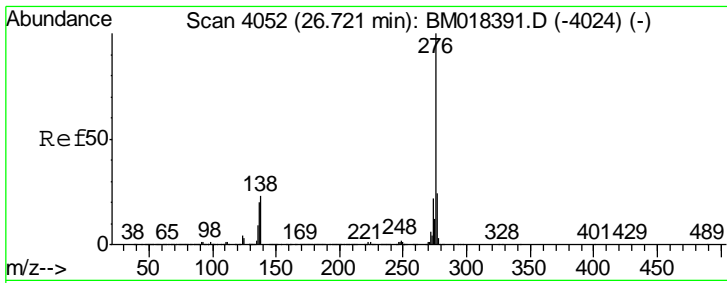


#91
 Dibenzo(a,h)anthracene
 Concen: 27.438 ng
 RT: 26.01 min Scan# 3932
 Delta R.T. -0.01 min
 Lab File: BM018415.D
 Acq: 28 Dec 2018 02:27

Tgt Ion: 278 Resp: 4503837

Ion	Ratio	Lower	Upper
278	100		
139	16.8	13.2	19.8
279	23.3	19.0	28.4





#92
 Benzo(g,h,i)perylene
 Concen: 25.397 ng
 RT: 26.71 min Scan# 4051
 Delta R.T. -0.01 min
 Lab File: BM018415.D
 Acq: 28 Dec 2018 02:27

Instrument :
 BNA_M
 ClientSampleId :
 PB116035BS

Tgt Ion: 276 Resp: 3991686

Ion	Ratio	Lower	Upper
276	100		
277	22.7	19.0	28.4
138	21.1	18.1	27.1

