

Data Path : Z:\SVOASRV\HPCHEM1\BNA M\DATA\BM082218\
 Data File : BM016556.D
 Acq On : 23 Aug 2018 15:05
 Operator : SJ/JU
 Sample : J4276-04MS
 Misc :
 ALS Vial : 33 Sample Multiplier: 1

Instrument :
 BNA_M
 ClientSampleId :

Quant Time: Aug 23 16:14:23 2018
 Quant Method : Z:\SVOASRV\HPCHEM1\BNA M\METHODS\8270-BM082118.M
 Quant Title : ASP BNA STANDARDS FOR 5 POINT CALIBRATION
 QLast Update : Tue Aug 21 16:31:22 2018
 Response via : Initial Calibration

Internal Standards	R.T.	QIon	Response	Conc	Units	Dev(Min)
1) 1,4-Dichlorobenzene-d4	8.02	152	131571	20.00	ng	0.00
21) Naphthalene-d8	10.82	136	517936	20.00	ng	-0.01
38) Acenaphthene-d10	14.66	164	407644	20.00	ng	-0.01
63) Phenanthrene-d10	17.40	188	1305940	20.00	ng	0.00
75) Chrysene-d12	21.54	240	1698538	20.00	ng	0.00
86) Perylene-d12	23.82	264	1630256	20.00	ng	-0.02

System Monitoring Compounds

5) 2-Fluorophenol	5.56	112	883375	131.57	ng	0.00
7) Phenol-d6	7.19	99	1007512	113.40	ng	0.00
23) Nitrobenzene-d5	9.20	82	1214243	107.04	ng	0.00
41) 2,4,6-Tribromophenol	16.15	330	2289797	200.94	ng	0.00
44) 2-Fluorobiphenyl	13.27	172	5058927	119.29	ng	0.00
78) Terphenyl-d14	19.99	244	10790661	134.46	ng	-0.01

Target Compounds

	R.T.	QIon	Response	Conc	Units	Qvalue
2) 1,4-Dioxane	3.40	88	133117	35.887	ng	# 100
3) Pyridine	3.83	79	222546	28.836	ng	# 83
4) n-Nitrosodimethylamine	3.74	42	171303	49.824	ng	# 68
6) Aniline	7.36	93	132890	13.366	ng	# 87
8) 2-Chlorophenol	7.57	128	363560	45.506	ng	96
9) Benzaldehyde	7.17	77	171854	27.871	ng	# 78
10) Phenol	7.22	94	306651	34.900	ng	89
11) bis(2-Chloroethyl)ether	7.45	93	269773	40.944	ng	97
12) 1,3-Dichlorobenzene	7.90	146	439029	41.447	ng	# 83
13) 1,4-Dichlorobenzene	8.05	146	441293	40.595	ng	# 92
14) 1,2-Dichlorobenzene	8.36	146	462975	43.351	ng	97
15) Benzyl Alcohol	8.27	79	344452	41.748	ng	# 77
16) 2,2'-oxybis(1-Chloropropan	8.53	45	182512	40.228	ng	# 48
17) 2-Methylphenol	8.47	107	266408	41.870	ng	# 75
18) Hexachloroethane	9.07	117	237569	47.438	ng	# 45
19) n-Nitroso-di-n-propylamine	8.83	70	302808	43.470	ng	# 86
20) 3+4-Methylphenols	8.80	107	366657	41.677	ng	# 79
22) Acetophenone	8.86	105	593343	47.574	ng	# 98
24) Nitrobenzene	9.25	77	538766	47.536	ng	92
25) Isophorone	9.76	82	832458	54.909	ng	# 96
26) 2-Nitrophenol	9.95	139	219842	45.372	ng	# 45
27) 2,4-Dimethylphenol	10.00	122	337396	53.433	ng	# 68
28) bis(2-Chloroethoxy)methane	10.23	93	438392	48.441	ng	99
29) 2,4-Dichlorophenol	10.48	162	524426	55.492	ng	93
30) 1,2,4-Trichlorobenzene	10.68	180	809505	56.451	ng	# 93
31) Naphthalene	10.87	128	1237896	50.165	ng	98
32) Benzoic acid	10.21	122	124610	23.586	ng	# 82
33) 4-Chloroaniline	11.02	127	70732	6.811	ng	# 88
34) Hexachlorobutadiene	11.12	225	810912	59.247	ng	97
35) Caprolactam	11.83	113	56127	24.751	ng	# 52
36) 4-Chloro-3-methylphenol	12.13	107	439578	48.383	ng	88
37) 2-Methylnaphthalene	12.47	142	1104106	57.154	ng	# 88
39) 1,2,4,5-Tetrachlorobenzene	12.85	216	1289568	56.013	ng	# 100
40) Hexachlorocyclopentadiene	12.80	237	1432778	116.445	ng	98

Data Path : Z:\SVOASRV\HPCHEM1\BNA M\DATA\BM082218\
 Data File : BM016556.D
 Acq On : 23 Aug 2018 15:05
 Operator : SJ/JU
 Sample : J4276-04MS
 Misc :
 ALS Vial : 33 Sample Multiplier: 1

Instrument :
 BNA_M
 ClientSampleId :

Quant Time: Aug 23 16:14:23 2018
 Quant Method : Z:\SVOASRV\HPCHEM1\BNA M\METHODS\8270-BM082118.M
 Quant Title : ASP BNA STANDARDS FOR 5 POINT CALIBRATION
 QLast Update : Tue Aug 21 16:31:22 2018
 Response via : Initial Calibration

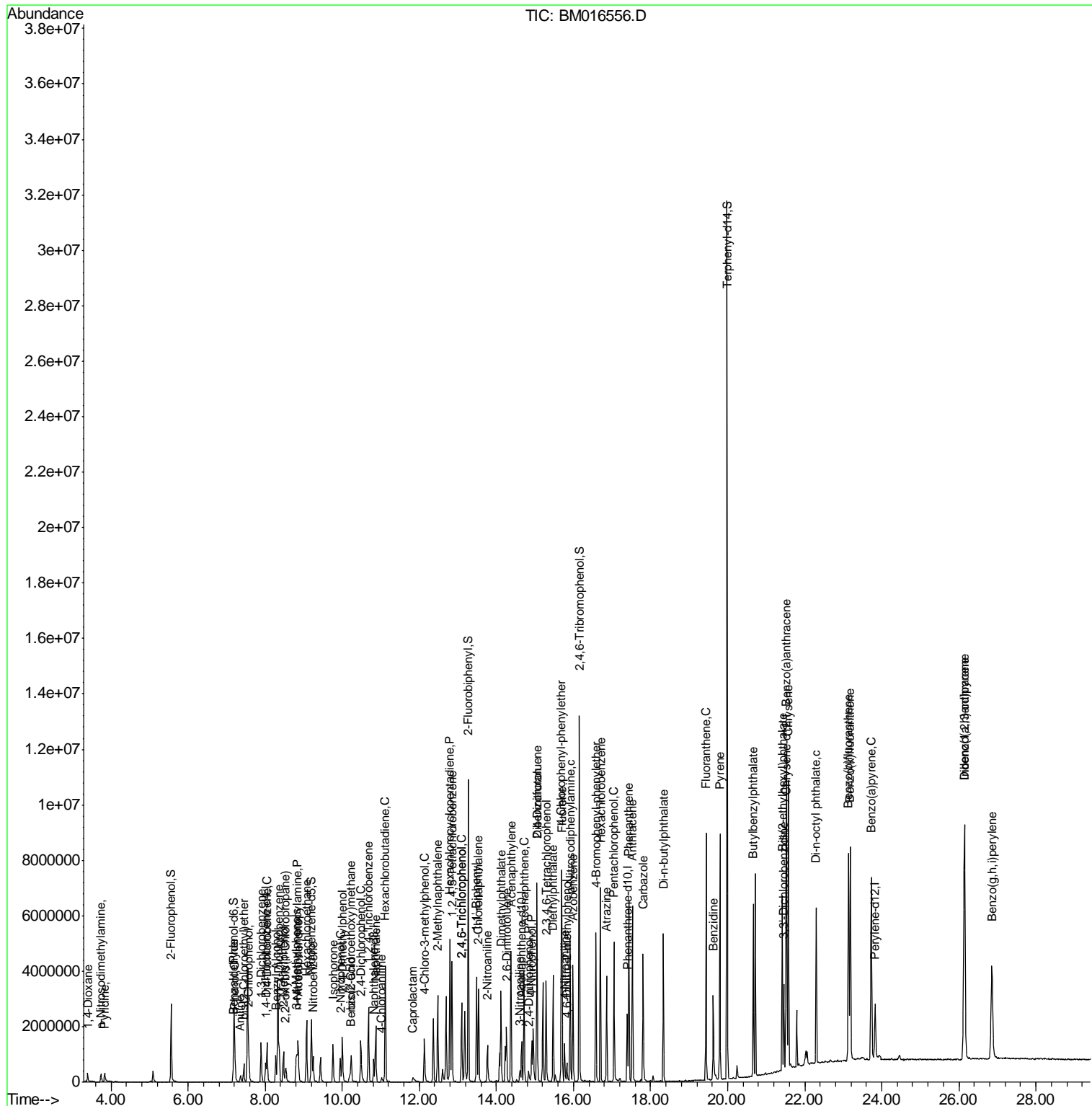
Internal Standards	R.T.	QIon	Response	Conc	Units	Dev(Min)
42) 2,4,6-Trichlorophenol	13.10	196	764922	55.561	ng	99
43) 2,4,5-Trichlorophenol	13.10	196	626992	46.623	ng	97
45) 1,1'-Biphenyl	13.49	154	1647658	46.096	ng	98
46) 2-Chloronaphthalene	13.54	162	1367245	47.082	ng	100
47) 2-Nitroaniline	13.77	65	322100	41.642	ng	87
48) Acenaphthylene	14.38	152	2047174	49.941	ng	97
49) Dimethylphthalate	14.12	163	1956943	49.968	ng	# 96
50) 2,6-Dinitrotoluene	14.26	165	378516	49.551	ng	# 79
51) Acenaphthene	14.72	154	1216959	48.324	ng	93
52) 3-Nitroaniline	14.60	138	106104	15.266	ng	# 74
53) 2,4-Dinitrophenol	14.83	184	126940	33.206	ng	# 70
54) Dibenzofuran	15.06	168	2603664	54.008	ng	96
55) 4-Nitrophenol	14.92	139	310119	69.954	ng	# 79
56) 2,4-Dinitrotoluene	15.06	165	655767	51.482	ng	# 95
57) Fluorene	15.70	166	2088131	57.337	ng	99
58) 2,3,4,6-Tetrachlorophenol	15.29	232	744265	57.581	ng	# 100
59) Diethylphthalate	15.47	149	1915924	46.919	ng	# 94
60) 4-Chlorophenyl-phenylether	15.69	204	1699189	55.636	ng	# 86
61) 4-Nitroaniline	15.77	138	243897	35.905	ng	# 1
62) Azobenzene	15.99	77	2115874	48.647	ng	88
64) 4,6-Dinitro-2-methylphenol	15.83	198	221059	22.278	ng	# 55
65) n-Nitrosodiphenylamine	15.92	169	1755291	47.777	ng	98
66) 4-Bromophenyl-phenylether	16.58	248	1068637	53.256	ng	97
67) Hexachlorobenzene	16.70	284	1204688	51.480	ng	93
68) Atrazine	16.86	200	999924	59.638	ng	90
69) Pentachlorophenol	17.05	266	861639	69.590	ng	98
70) Phenanthrene	17.44	178	3613177	53.530	ng	99
71) Anthracene	17.53	178	3695125	55.130	ng	99
72) Carbazole	17.81	167	2592887	43.047	ng	99
73) Di-n-butylphthalate	18.33	149	3228538	43.965	ng	# 96
74) Fluoranthene	19.44	202	5155459	52.092	ng	94
76) Benzidine	19.63	184	1821594	55.766	ng	99
77) Pyrene	19.80	202	5212153	56.464	ng	100
79) Butylbenzylphthalate	20.66	149	1478248	46.394	ng	# 75
80) Benzo(a)anthracene	21.53	228	5335694	53.432	ng	99
81) 3,3'-Dichlorobenzidine	21.46	252	903945	20.336	ng	# 97
82) Chrysene	21.57	228	4892794	51.352	ng	99
83) Bis(2-ethylhexyl)phthalate	21.42	149	2125977	44.882	ng	# 98
84) Di-n-octyl phthalate	22.30	149	3440641	43.709	ng	# 92
85) Indeno(1,2,3-cd)pyrene	26.14	276	6218337	45.382	ng	# 92
87) Benzo(b)fluoranthene	23.14	252	5336225	56.782	ng	# 90
88) Benzo(k)fluoranthene	23.18	252	5266000	55.072	ng	# 93
89) Benzo(a)pyrene	23.73	252	5069943	55.445	ng	# 94
90) Dibenzo(a,h)anthracene	26.14	278	5225789	50.994	ng	# 88
91) Benzo(g,h,i)perylene	26.86	276	4699780	51.091	ng	# 80

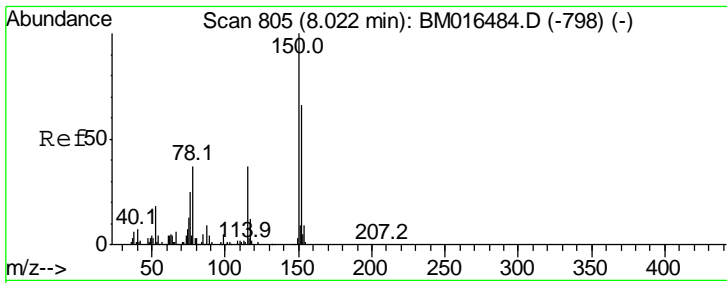
(#) = qualifier out of range (m) = manual integration (+) = signals summed

Data Path : Z:\SVOASRV\HPCHEM1\BNA M\DATA\BM082218\
 Data File : BM016556.D
 Acq On : 23 Aug 2018 15:05
 Operator : SJ/JU
 Sample : J4276-04MS
 Misc :
 ALS Vial : 33 Sample Multiplier: 1

Instrument :
 BNA_M
 Client Sampled :

Quant Time: Aug 23 16:14:23 2018
 Quant Method : Z:\SVOASRV\HPCHEM1\BNA M\METHODS\8270-BM082118.M
 Quant Title : ASP BNA STANDARDS FOR 5 POINT CALIBRATION
 QLast Update : Tue Aug 21 16:31:22 2018
 Response via : Initial Calibration

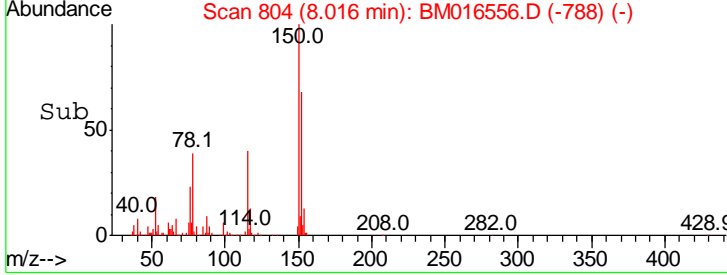
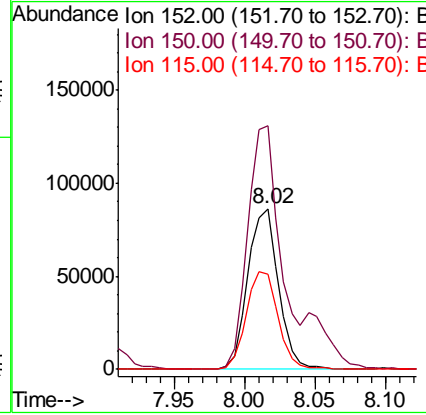
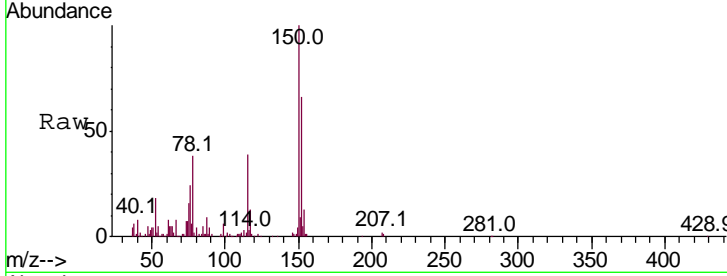




#1
 1,4-Dichlorobenzene-d4
 Concen: 20.000 ng
 RT: 8.02 min Scan# 804
 Delta R.T. -0.01 min
 Lab File: BM016556.D
 Acq: 23 Aug 2018 15:05

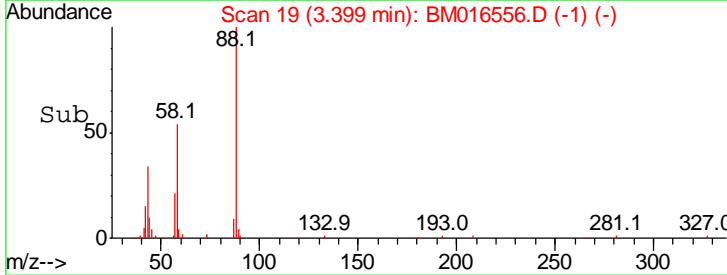
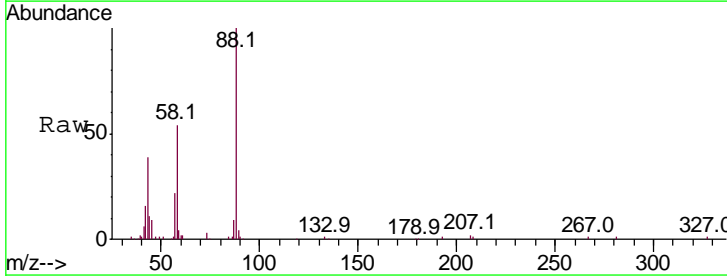
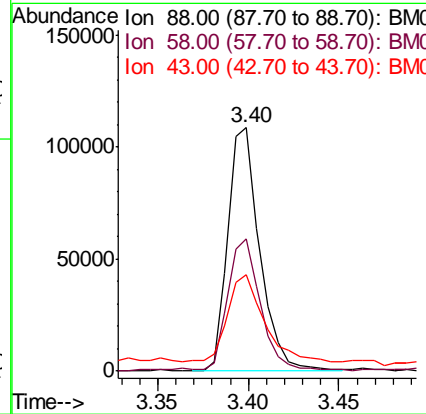
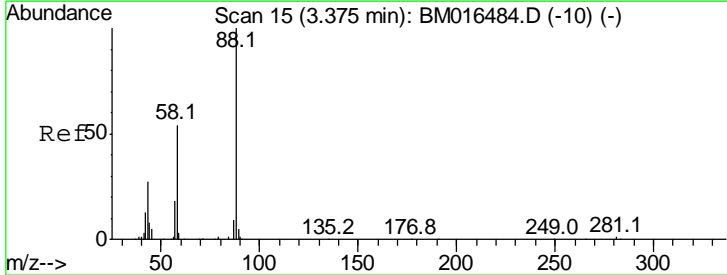
Instrument :
 BNA_M
 ClientSampled :

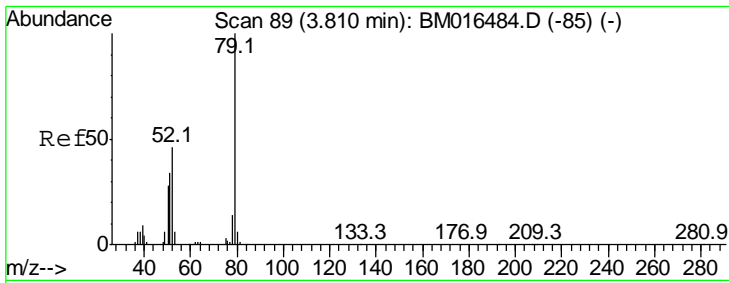
Tgt Ion	Resp	Lower	Upper
152	100		
150	151.6	119.5	179.3
115	59.3	43.0	64.4



#2
 1,4-Dioxane
 Concen: 35.887 ng
 RT: 3.40 min Scan# 19
 Delta R.T. 0.02 min
 Lab File: BM016556.D
 Acq: 23 Aug 2018 15:05

Tgt Ion	Resp	Lower	Upper
88	100		
58	55.2	0.0	0.0#
43	40.5	0.0	0.0#

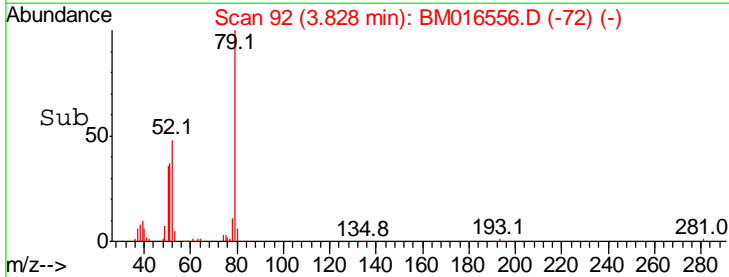
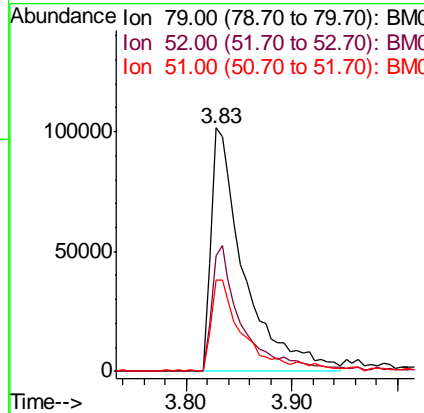
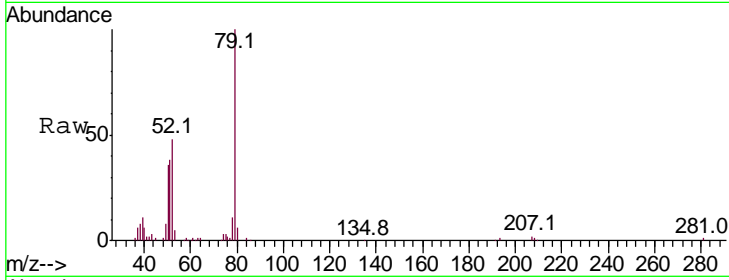




#3
 Pyridine
 Concen: 28.836 ng
 RT: 3.83 min Scan# 92
 Delta R.T. 0.02 min
 Lab File: BM016556.D
 Acq: 23 Aug 2018 15:05

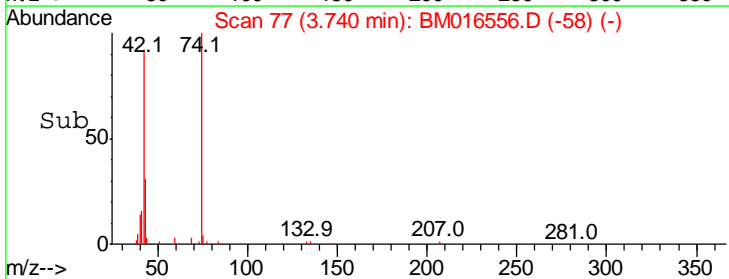
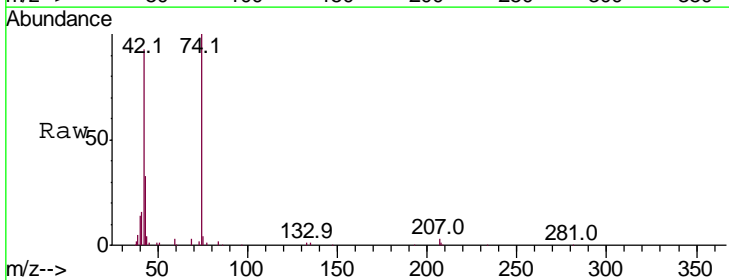
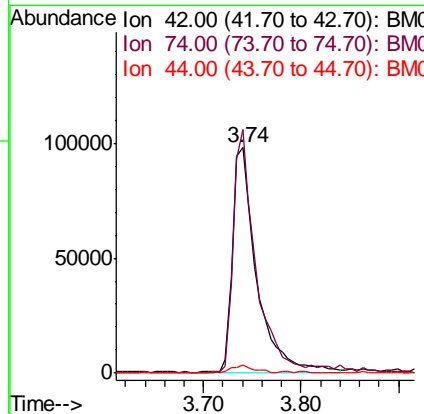
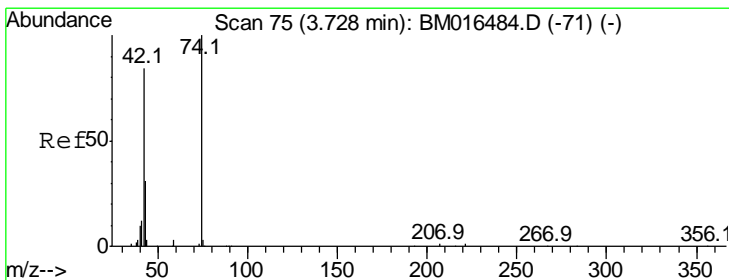
Instrument :
 BNA_M
 ClientSampled :

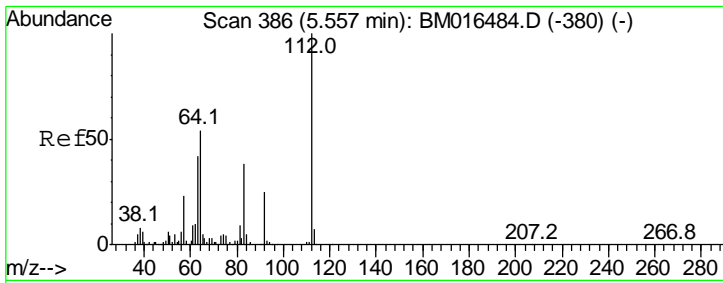
Tgt Ion	Resp	Lower	Upper
79	100		
52	47.7	51.1	76.7#
51	37.6	26.1	39.1



#4
 n-Nitrosodimethylamine
 Concen: 49.824 ng
 RT: 3.74 min Scan# 77
 Delta R.T. 0.01 min
 Lab File: BM016556.D
 Acq: 23 Aug 2018 15:05

Tgt Ion	Resp	Lower	Upper
42	100		
74	107.9	119.3	178.9#
44	3.8	5.4	8.2#

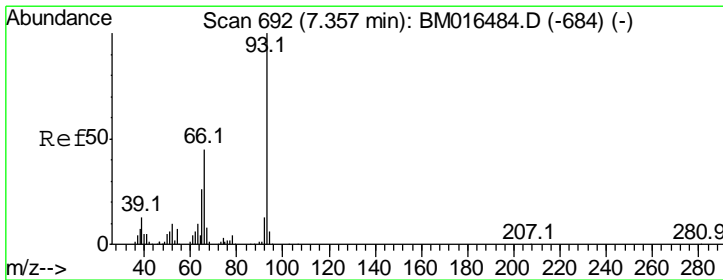
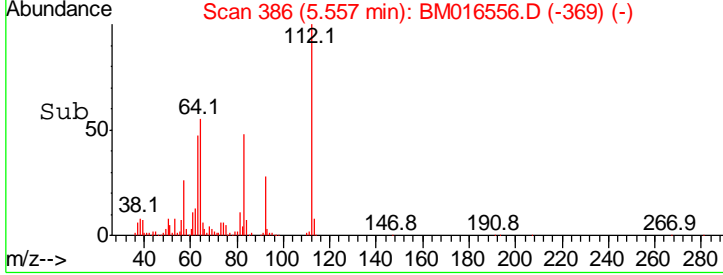
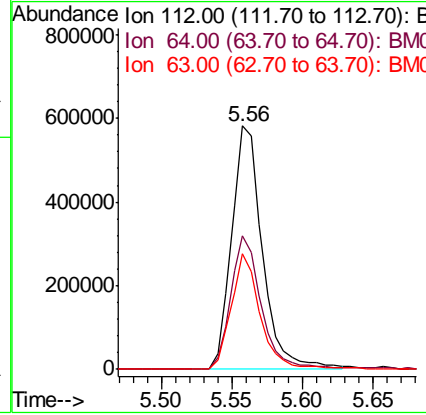
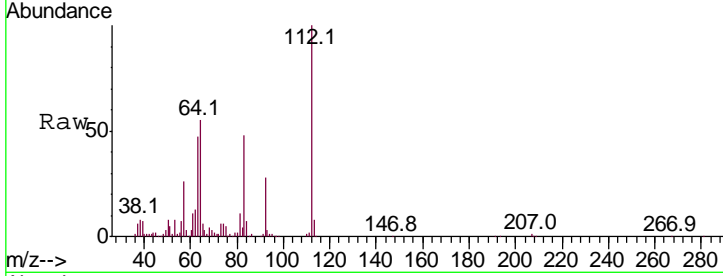




#5
 2-Fluorophenol
 Concen: 131.568 ng
 RT: 5.56 min Scan# 386
 Delta R.T. 0.00 min
 Lab File: BM016556.D
 Acq: 23 Aug 2018 15:05

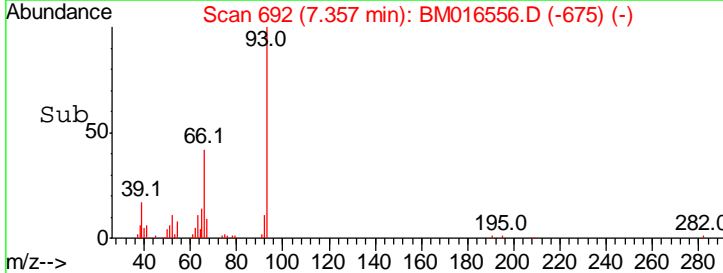
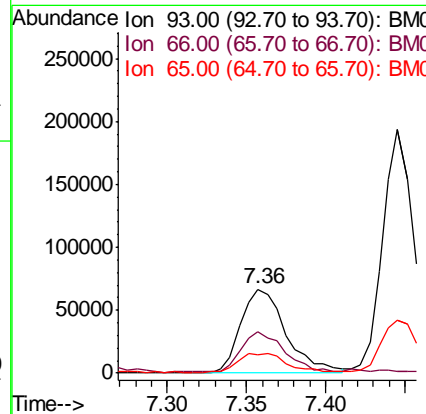
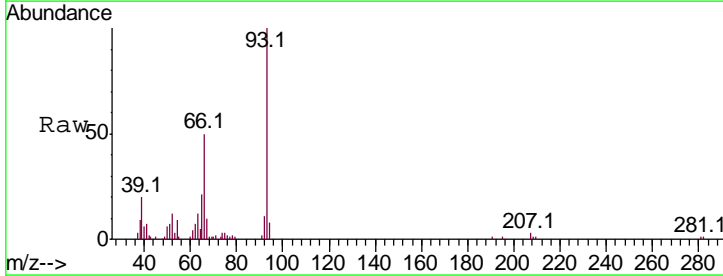
Instrument :
 BNA_M
 ClientSampled :

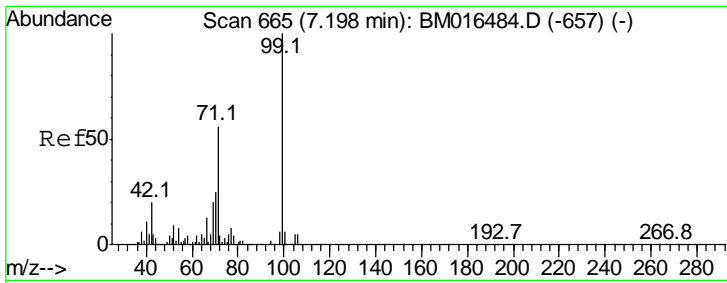
Tgt Ion	Resp	Lower	Upper
112	100		
64	54.9	38.6	57.8
63	47.5	19.3	28.9#



#6
 Aniline
 Concen: 13.366 ng
 RT: 7.36 min Scan# 692
 Delta R.T. 0.00 min
 Lab File: BM016556.D
 Acq: 23 Aug 2018 15:05

Tgt Ion	Resp	Lower	Upper
93	100		
66	49.9	30.8	46.2#
65	21.2	16.0	24.0

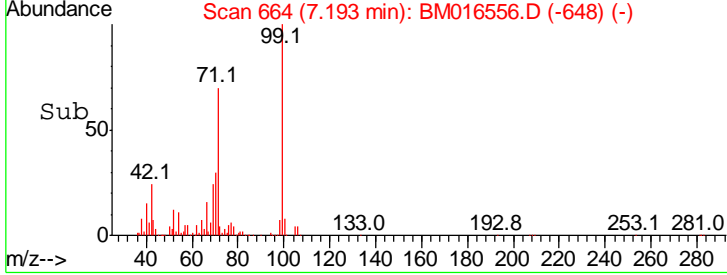
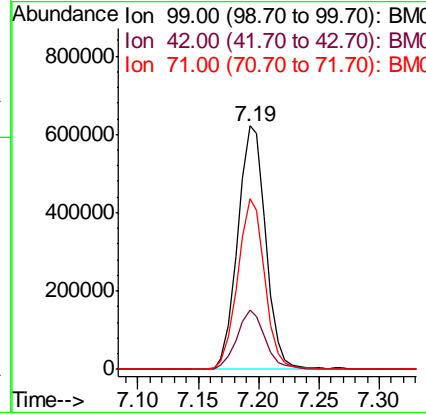
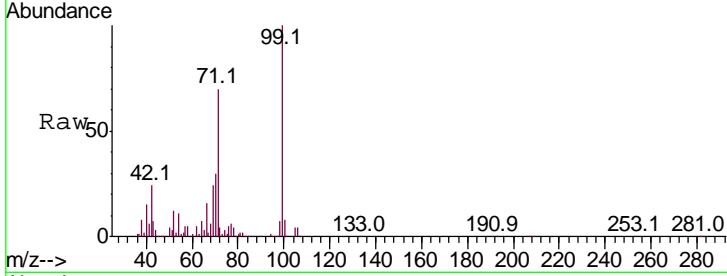




#7
 Phenol-d6
 Concen: 113.397 ng
 RT: 7.19 min Scan# 664
 Delta R.T. -0.01 min
 Lab File: BM016556.D
 Acq: 23 Aug 2018 15:05

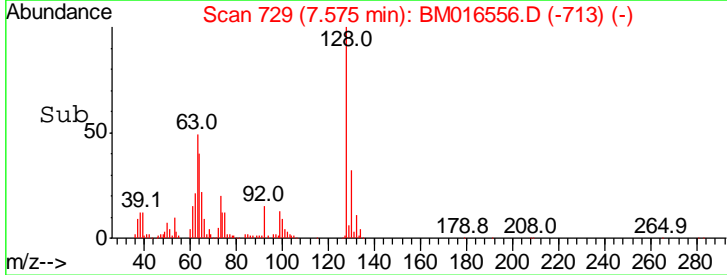
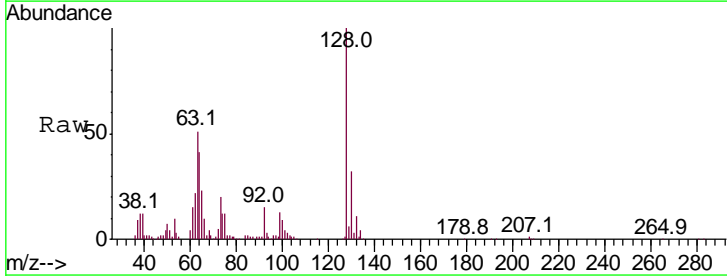
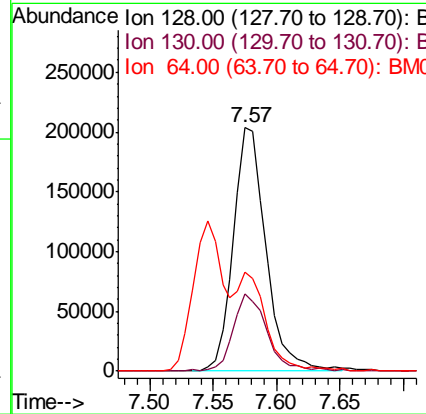
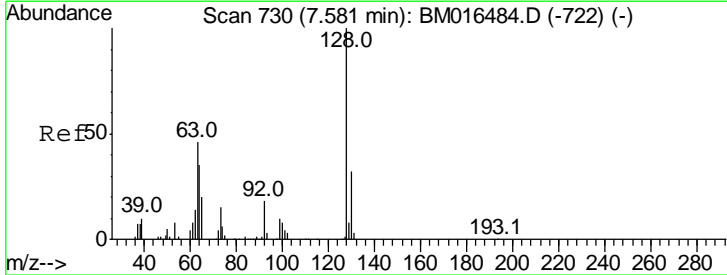
Instrument :
 BNA_M
 ClientSampled :

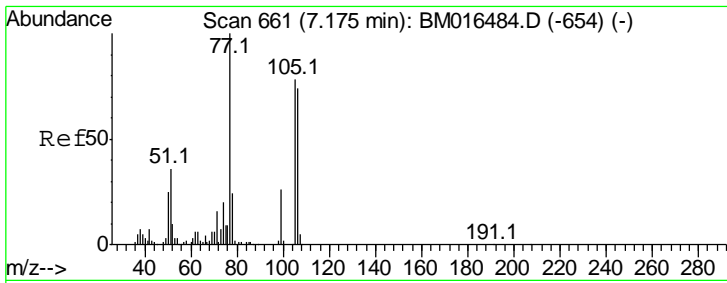
Tgt Ion	Resp	Lower	Upper
99	100		
42	24.4	11.0	16.4#
71	70.1	23.4	35.2#



#8
 2-Chlorophenol
 Concen: 45.506 ng
 RT: 7.57 min Scan# 729
 Delta R.T. -0.01 min
 Lab File: BM016556.D
 Acq: 23 Aug 2018 15:05

Tgt Ion	Resp	Lower	Upper
128	100		
130	31.6	12.0	52.0
64	40.7	24.9	64.9

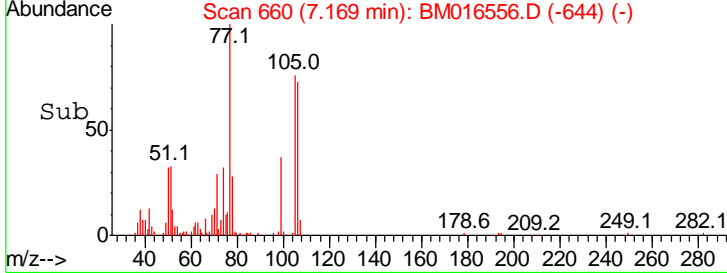
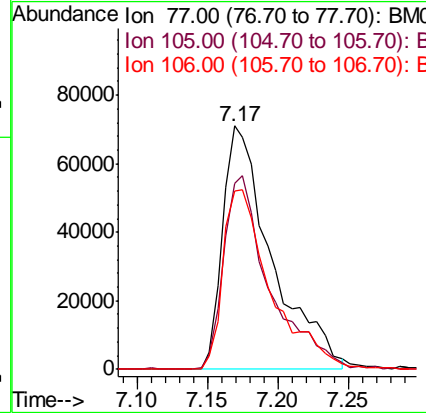
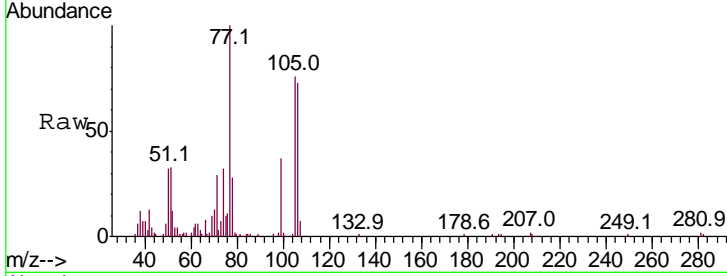




#9
Benzaldehyde
Concen: 27.871 ng
RT: 7.17 min Scan# 660
Delta R.T. -0.01 min
Lab File: BM016556.D
Acq: 23 Aug 2018 15:05

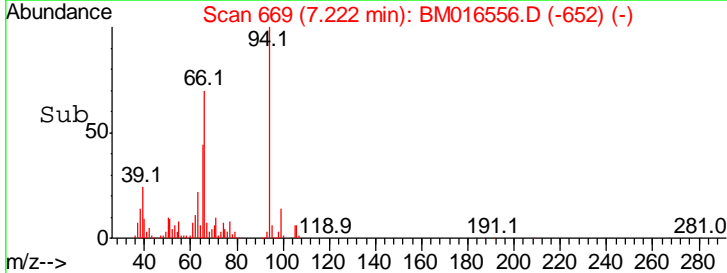
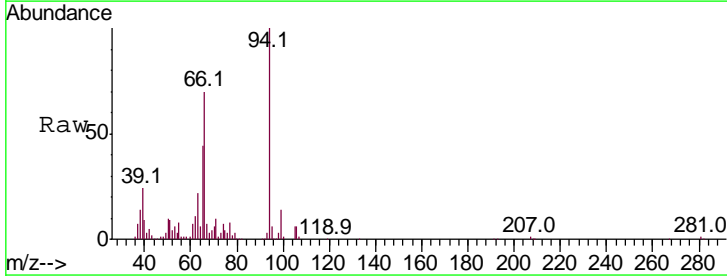
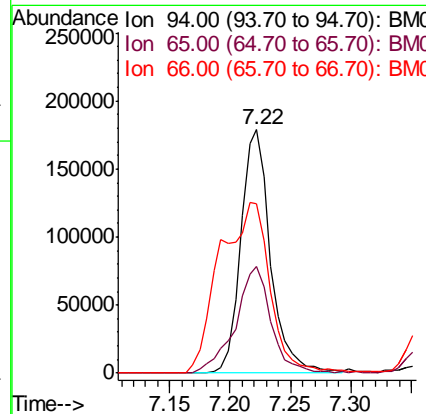
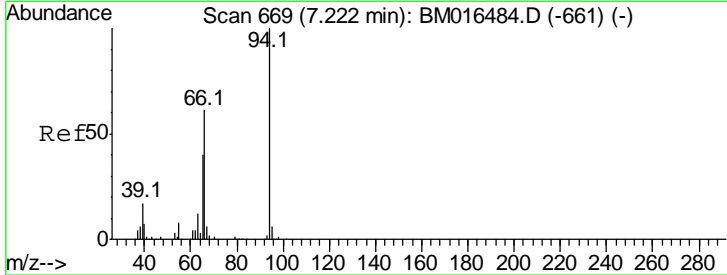
Instrument :
BNA_M
ClientSampled :

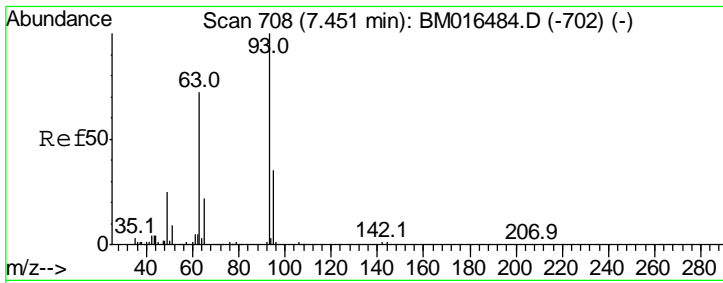
Tgt Ion	Resp	Lower	Upper
77	171854		
105	76.2	78.8	118.8#
106	73.2	73.7	113.7#



#10
Phenol
Concen: 34.900 ng
RT: 7.22 min Scan# 669
Delta R.T. 0.00 min
Lab File: BM016556.D
Acq: 23 Aug 2018 15:05

Tgt Ion	Resp	Lower	Upper
94	306651		
65	43.7	18.8	58.8
66	69.6	39.9	79.9

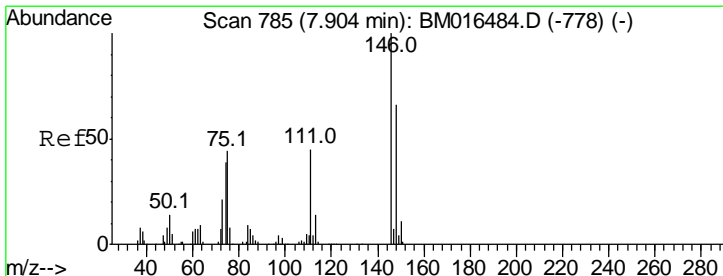
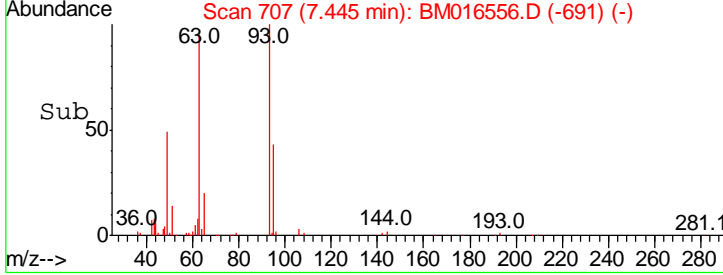
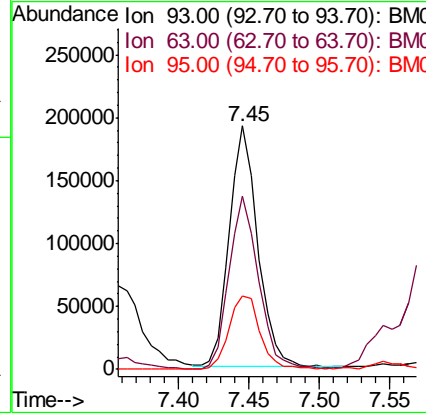
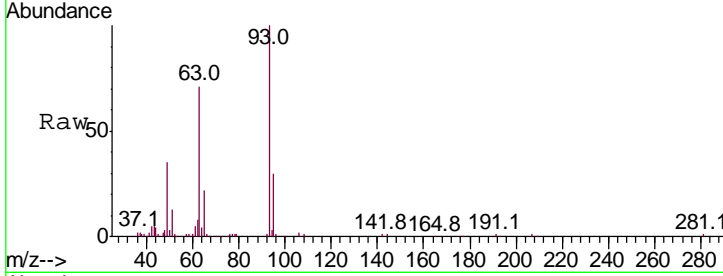




#11
 bis(2-Chloroethyl)ether
 Concen: 40.944 ng
 RT: 7.45 min Scan# 707
 Delta R.T. -0.01 min
 Lab File: BM016556.D
 Acq: 23 Aug 2018 15:05

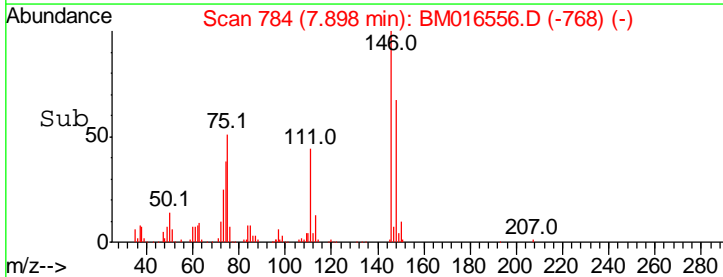
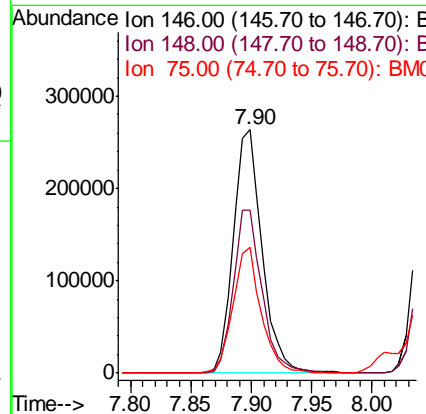
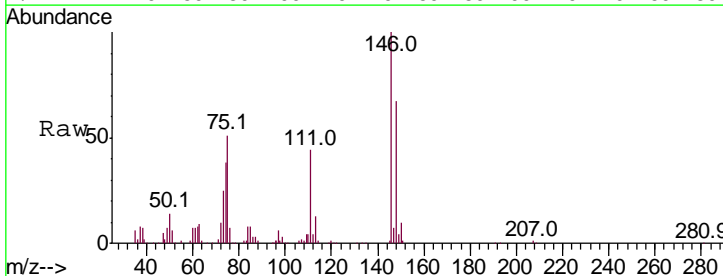
Instrument :
 BNA_M
 ClientSampleId :

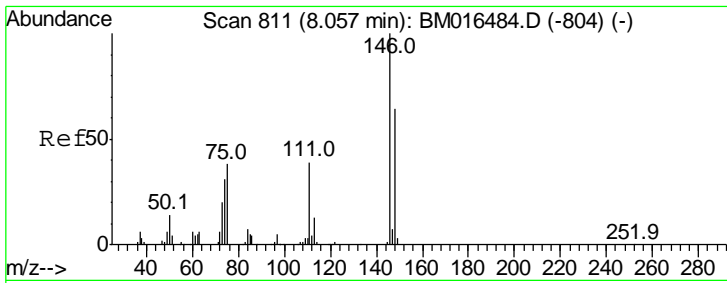
Tgt Ion	Resp	Lower	Upper
93	100		
63	71.0	49.5	89.5
95	30.3	13.5	53.5



#12
 1,3-Dichlorobenzene
 Concen: 41.447 ng
 RT: 7.90 min Scan# 784
 Delta R.T. -0.01 min
 Lab File: BM016556.D
 Acq: 23 Aug 2018 15:05

Tgt Ion	Resp	Lower	Upper
146	100		
148	66.8	50.9	76.3
75	51.5	21.4	32.2#

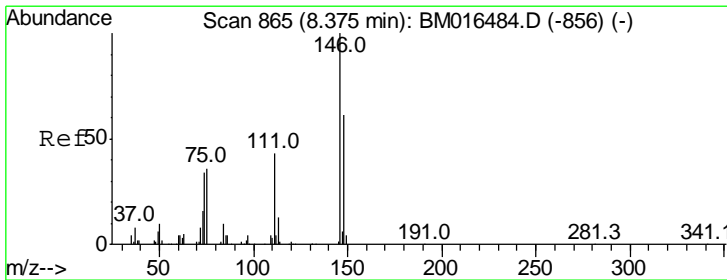
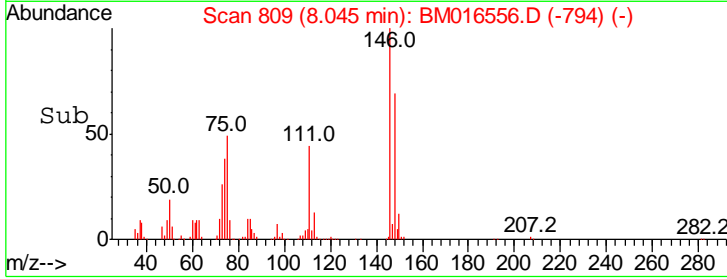
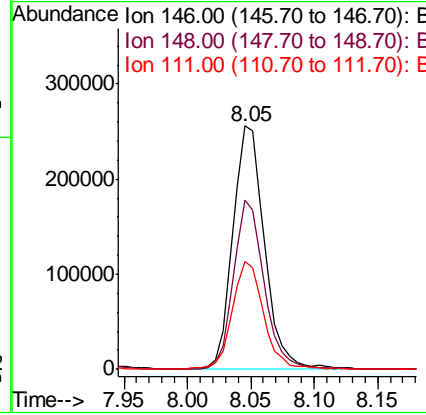
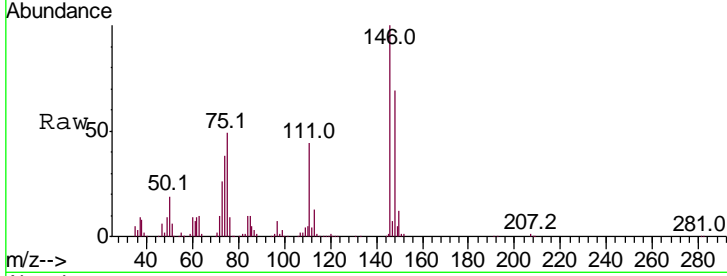




#13
 1,4-Dichlorobenzene
 Concen: 40.595 ng
 RT: 8.05 min Scan# 809
 Delta R.T. -0.01 min
 Lab File: BM016556.D
 Acq: 23 Aug 2018 15:05

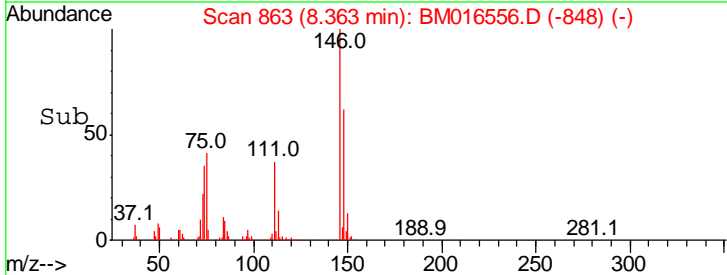
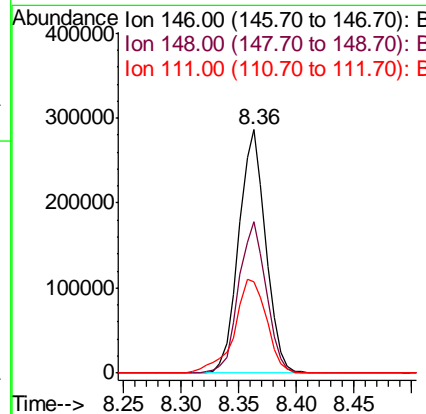
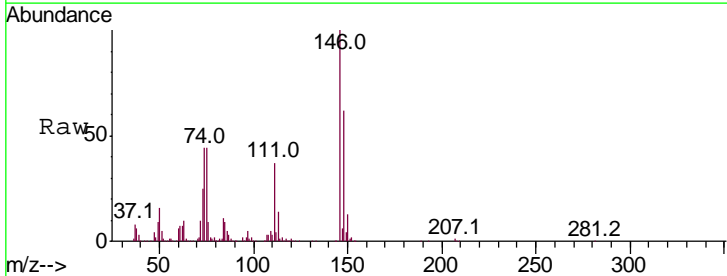
Instrument :
 BNA_M
 ClientSampled :

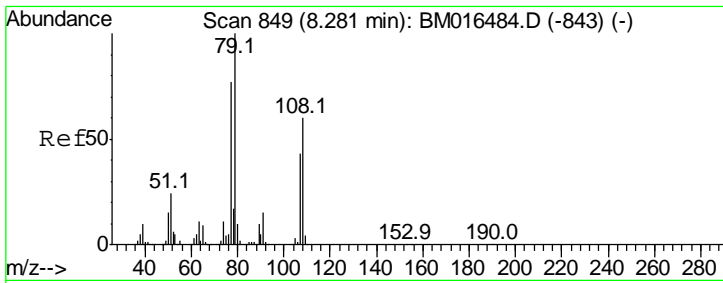
Tgt Ion	Ratio	Lower	Upper
146	100		
148	69.4	51.9	77.9
111	44.1	29.2	43.8#



#14
 1,2-Dichlorobenzene
 Concen: 43.351 ng
 RT: 8.36 min Scan# 863
 Delta R.T. -0.01 min
 Lab File: BM016556.D
 Acq: 23 Aug 2018 15:05

Tgt Ion	Ratio	Lower	Upper
146	100		
148	62.0	52.3	78.5
111	37.4	30.6	45.8

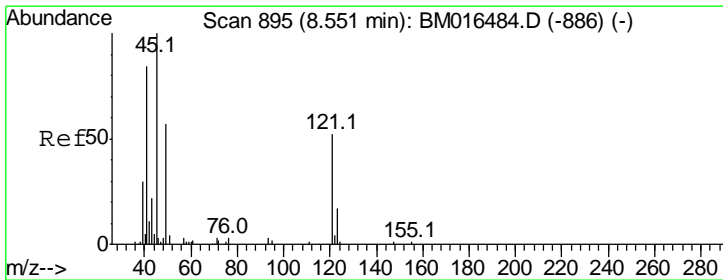
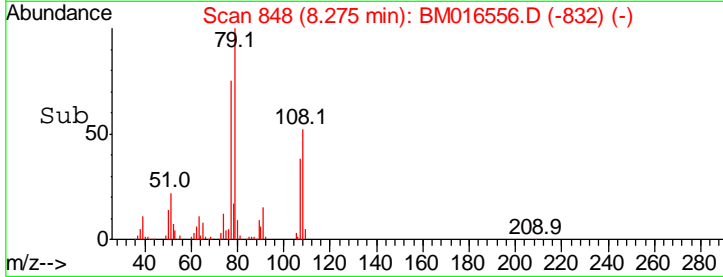
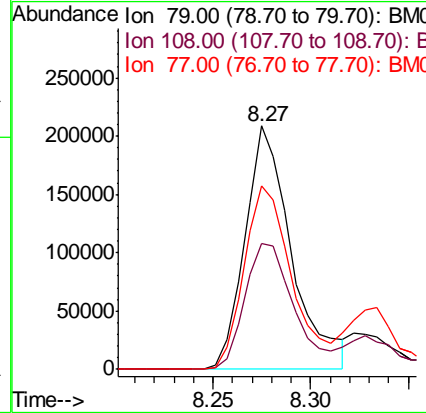
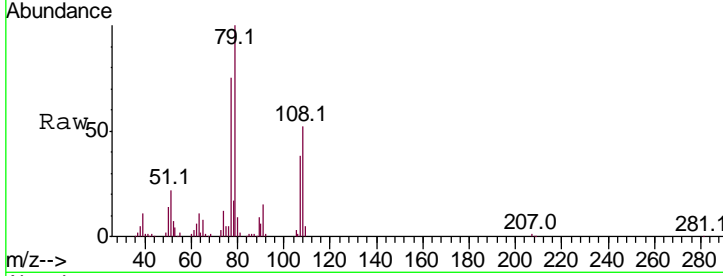




#15
 Benzyl Alcohol
 Concen: 41.748 ng
 RT: 8.27 min Scan# 848
 Delta R.T. -0.01 min
 Lab File: BM016556.D
 Acq: 23 Aug 2018 15:05

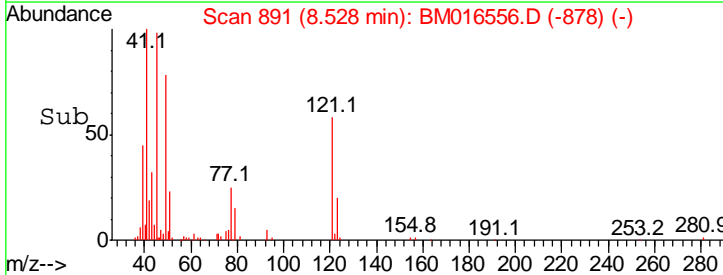
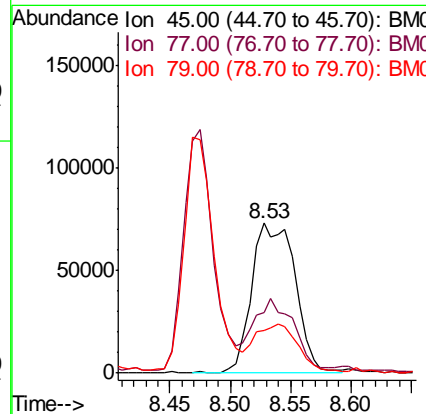
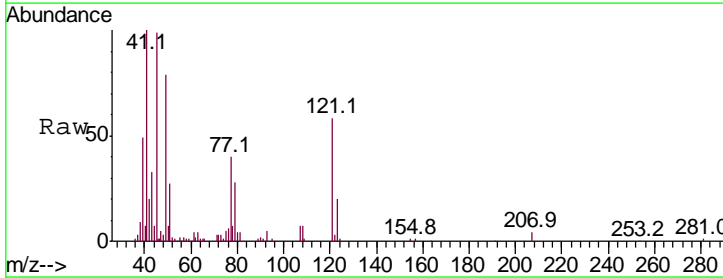
Instrument :
 BNA_M
 ClientSampled :

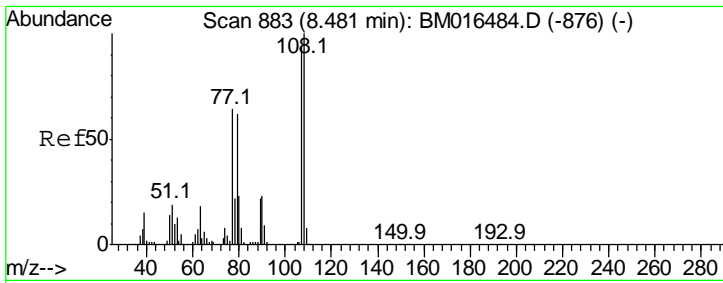
Tgt Ion	Resp	Lower	Upper
79	100		
108	51.7	65.0	97.4#
77	75.2	53.0	79.6



#16
 2,2'-oxybis(1-Chloropropane)
 Concen: 40.228 ng
 RT: 8.53 min Scan# 891
 Delta R.T. -0.02 min
 Lab File: BM016556.D
 Acq: 23 Aug 2018 15:05

Tgt Ion	Resp	Lower	Upper
45	100		
77	40.5	0.0	35.2#
79	28.3	0.0	32.0

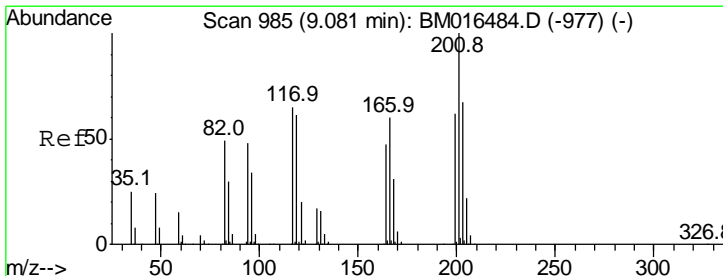
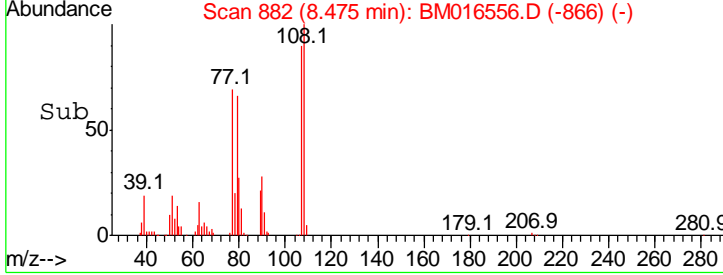
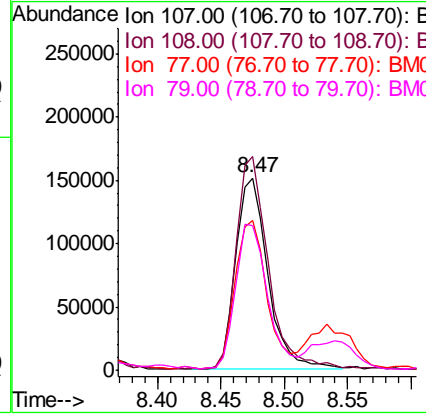
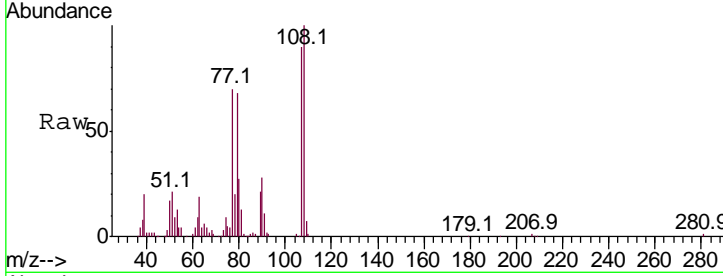




#17
 2-Methylphenol
 Concen: 41.870 ng
 RT: 8.47 min Scan# 882
 Delta R.T. -0.01 min
 Lab File: BM016556.D
 Acq: 23 Aug 2018 15:05

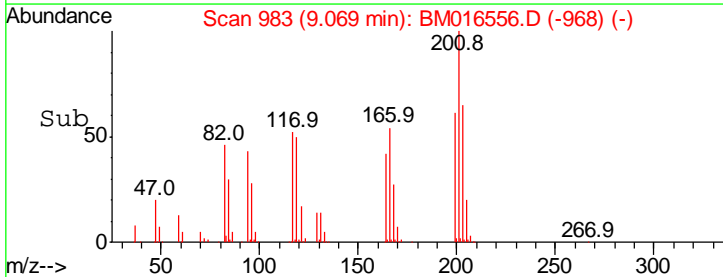
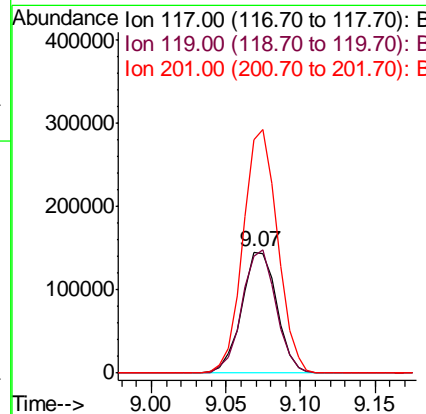
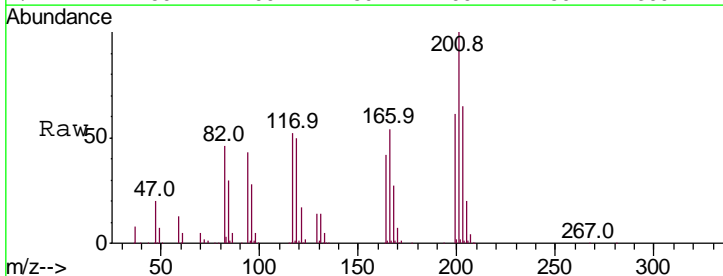
Instrument :
 BNA_M
 ClientSampled :

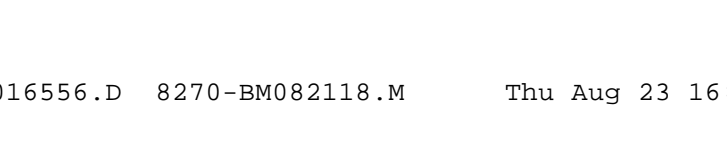

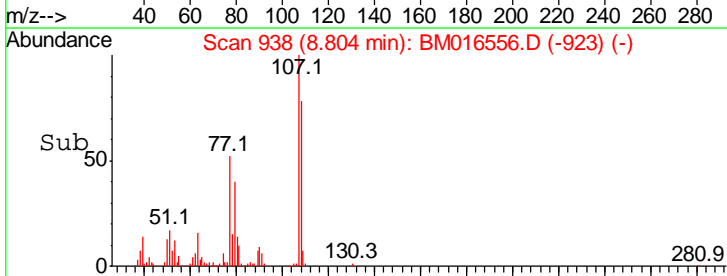
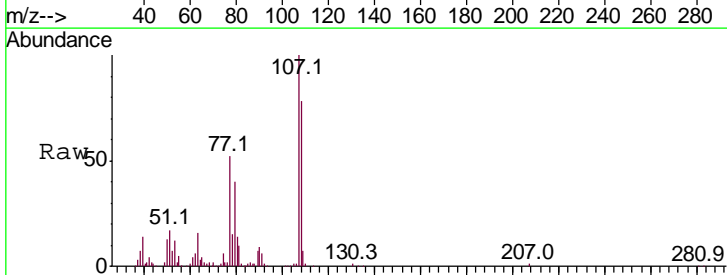
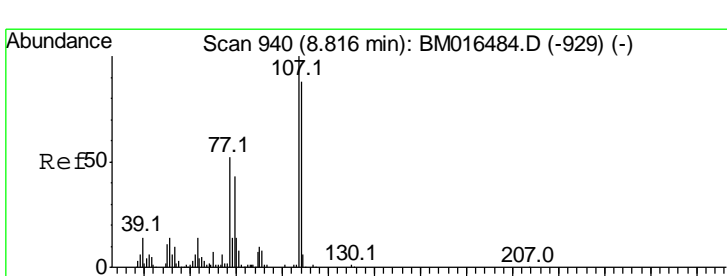
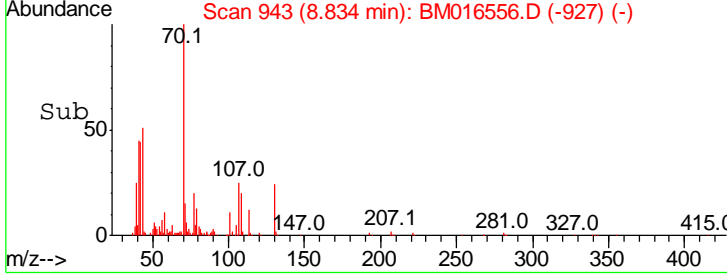
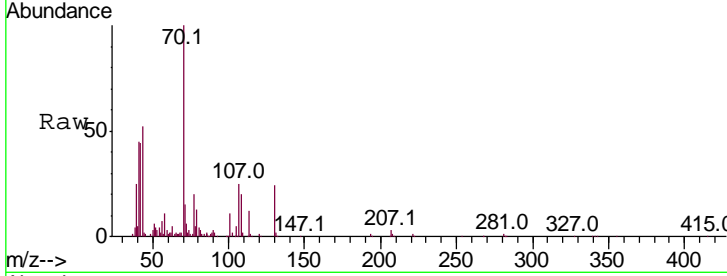
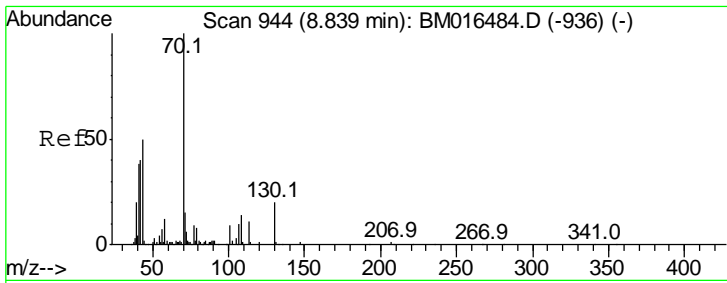
Tgt Ion	Resp	Lower	Upper
107	100		
108	111.2	89.8	134.8
77	78.2	32.6	48.8#
79	75.1	32.8	49.2#



#18
 Hexachloroethane
 Concen: 47.438 ng
 RT: 9.07 min Scan# 983
 Delta R.T. -0.01 min
 Lab File: BM016556.D
 Acq: 23 Aug 2018 15:05

Tgt Ion	Resp	Lower	Upper
117	100		
119	96.5	79.2	118.8
201	193.1	69.8	104.6#

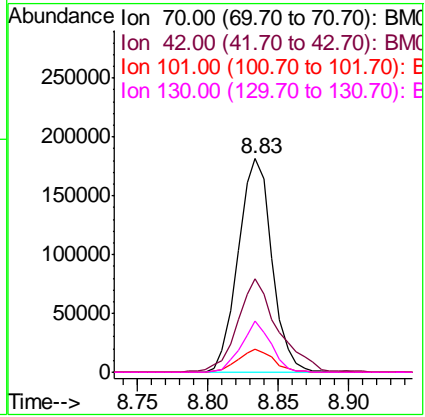




#19
 n-Nitroso-di-n-propylamine
 Concen: 43.470 ng
 RT: 8.83 min Scan# 943
 Delta R.T. -0.01 min
 Lab File: BM016556.D
 Acq: 23 Aug 2018 15:05

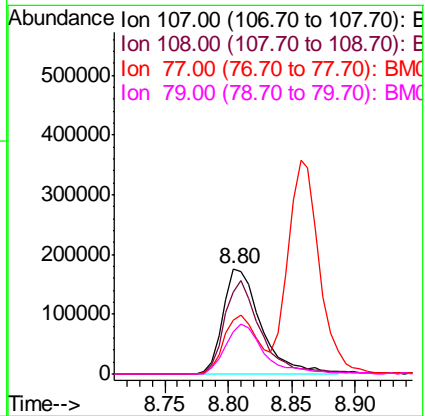
Instrument :
 BNA_M
 ClientSampled :

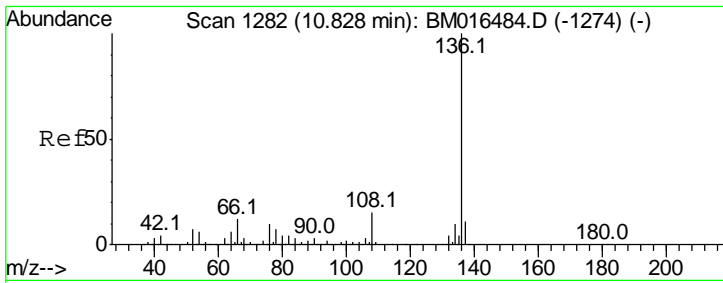
Tgt Ion	Resp	Lower	Upper
70	100		
42	43.6	44.5	66.7#
101	10.7	7.4	11.2
130	23.9	15.3	22.9#



#20
 3+4-Methylphenols
 Concen: 41.677 ng
 RT: 8.80 min Scan# 938
 Delta R.T. -0.01 min
 Lab File: BM016556.D
 Acq: 23 Aug 2018 15:05

Tgt Ion	Resp	Lower	Upper
107	100		
108	77.7	73.2	113.2
77	51.7	10.7	50.7#
79	40.0	9.6	49.6



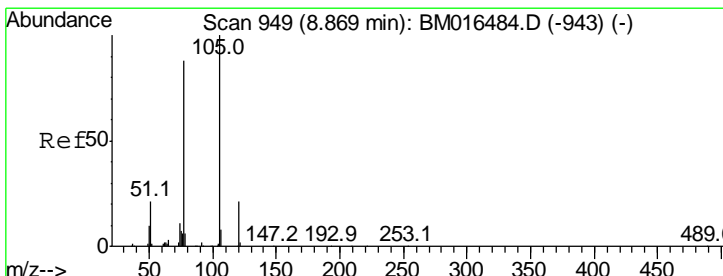
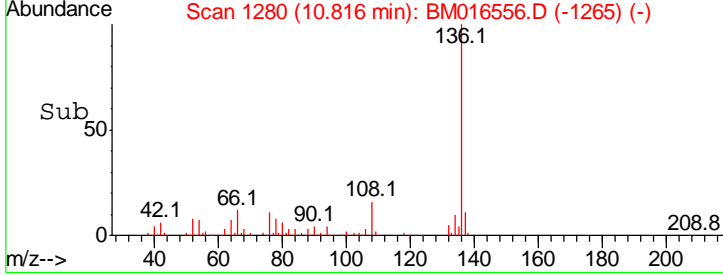
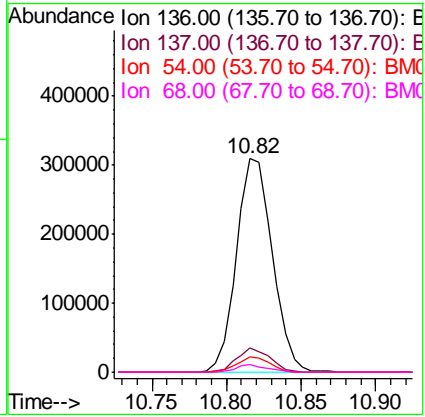
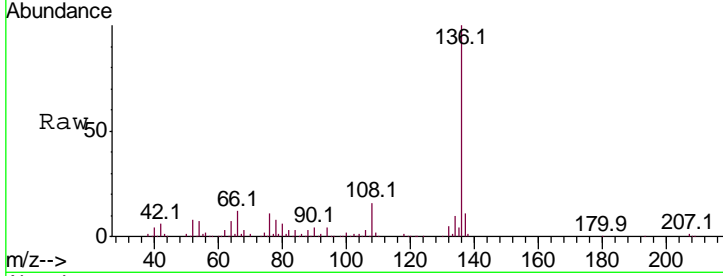


#21
 Naphthalene-d8
 Concen: 20.000 ng
 RT: 10.82 min Scan# 1280
 Delta R.T. -0.01 min
 Lab File: BM016556.D
 Acq: 23 Aug 2018 15:05

Instrument :
 BNA_M
 ClientSampled :

Tgt Ion:136 Resp: 517936

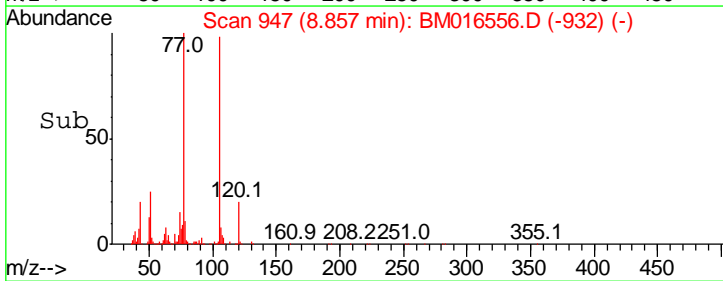
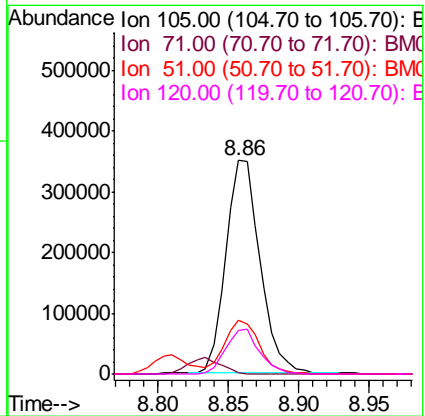
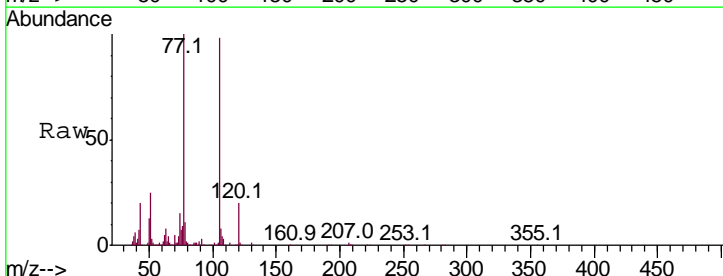
Ion	Ratio	Lower	Upper
136	100		
137	11.4	8.7	13.1
54	7.0	4.6	6.8#
68	3.4	3.7	5.5#

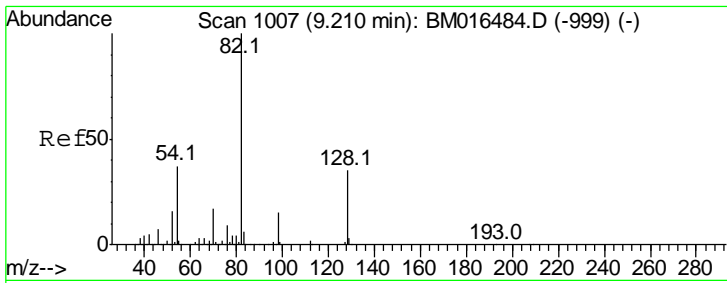


#22
 Acetophenone
 Concen: 47.574 ng
 RT: 8.86 min Scan# 947
 Delta R.T. -0.01 min
 Lab File: BM016556.D
 Acq: 23 Aug 2018 15:05

Tgt Ion:105 Resp: 593343

Ion	Ratio	Lower	Upper
105	100		
71	0.6	0.6	1.0#
51	25.1	21.6	32.4
120	20.2	16.1	24.1

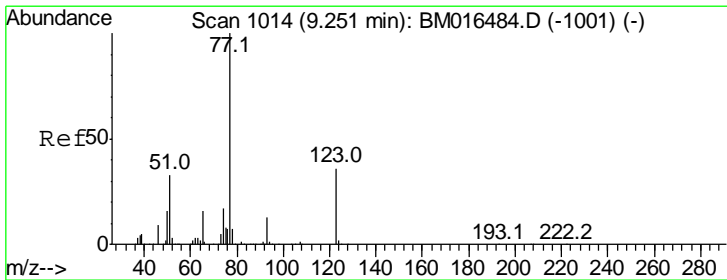
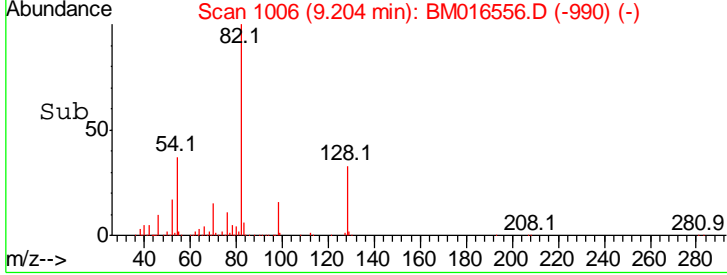
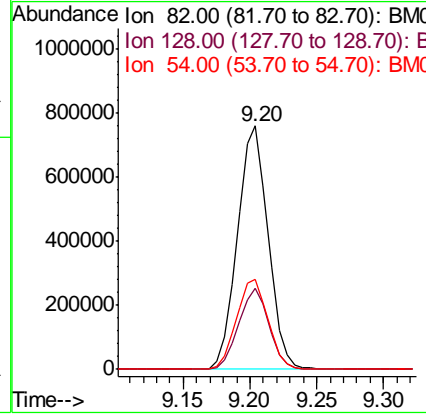
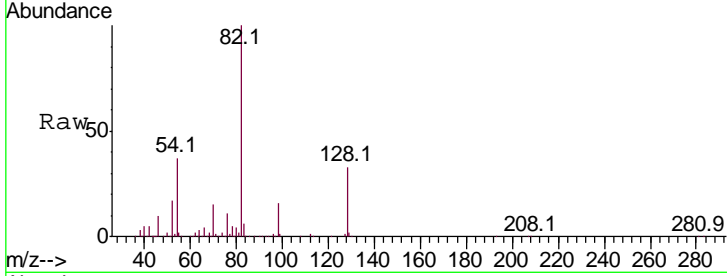




#23
 Nitrobenzene-d5
 Concen: 107.042 ng
 RT: 9.20 min Scan# 1006
 Delta R.T. -0.01 min
 Lab File: BM016556.D
 Acq: 23 Aug 2018 15:05

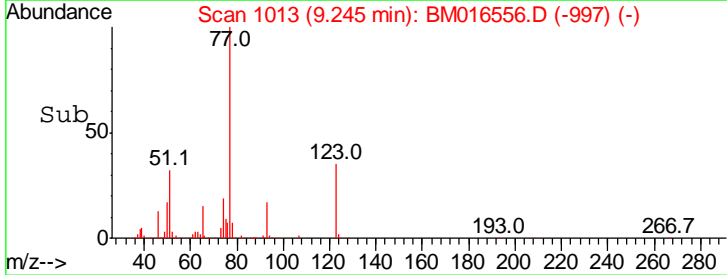
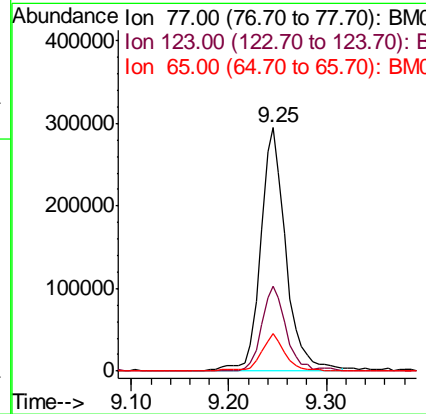
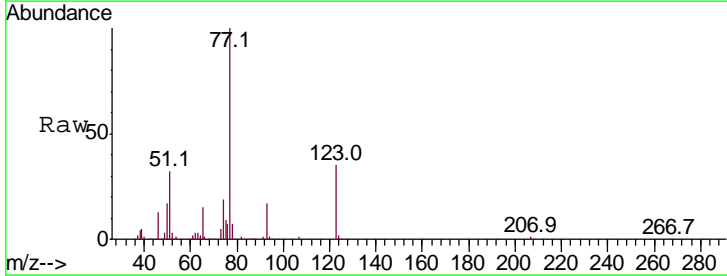
Instrument :
 BNA_M
 ClientSampleId :

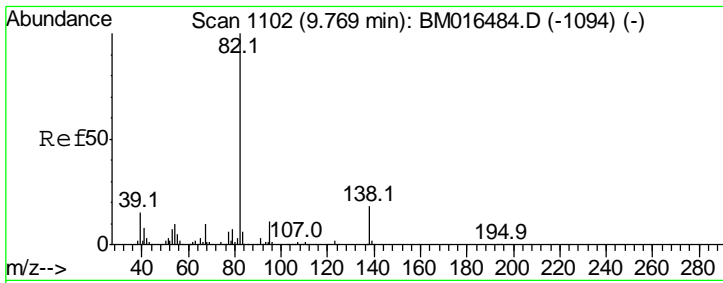
Tgt Ion	Resp	Lower	Upper
82	1214243		
82	100		
128	33.3	32.8	49.2
54	36.8	40.6	60.8#



#24
 Nitrobenzene
 Concen: 47.536 ng
 RT: 9.25 min Scan# 1013
 Delta R.T. -0.01 min
 Lab File: BM016556.D
 Acq: 23 Aug 2018 15:05

Tgt Ion	Resp	Lower	Upper
77	538766		
77	100		
123	34.6	32.6	49.0
65	15.3	10.9	16.3

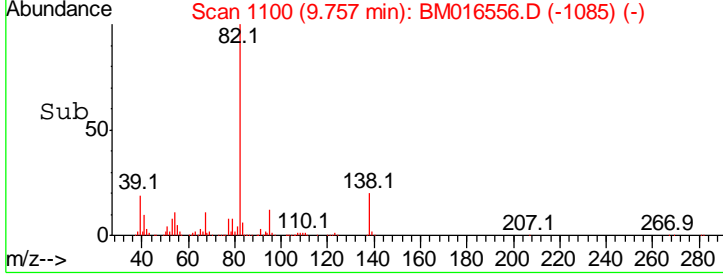
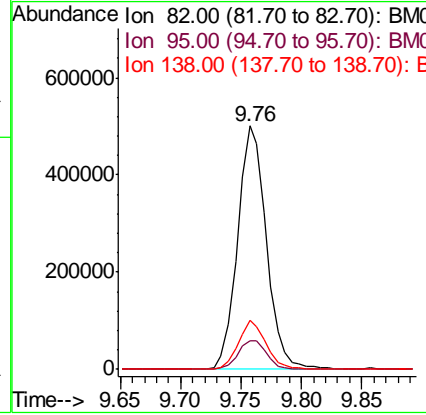
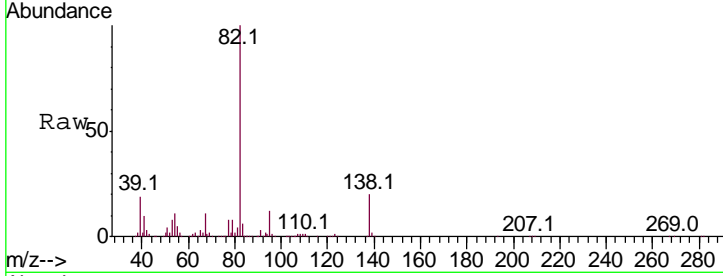




#25
 Isophorone
 Concen: 54.909 ng
 RT: 9.76 min Scan# 1100
 Delta R.T. -0.01 min
 Lab File: BM016556.D
 Acq: 23 Aug 2018 15:05

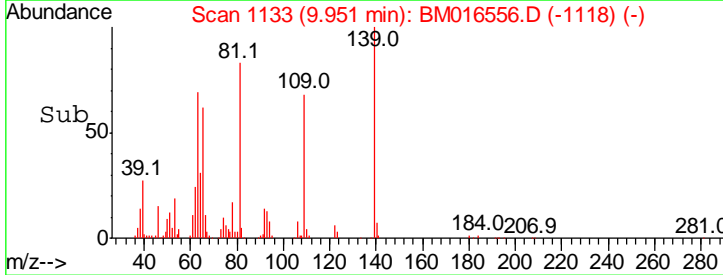
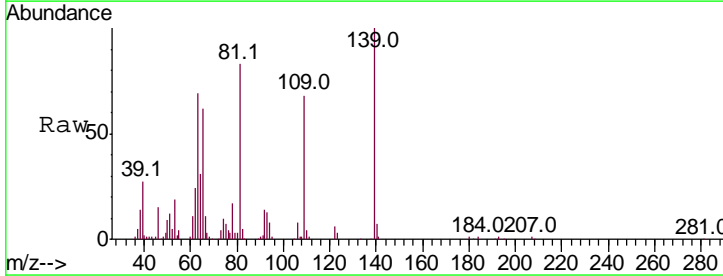
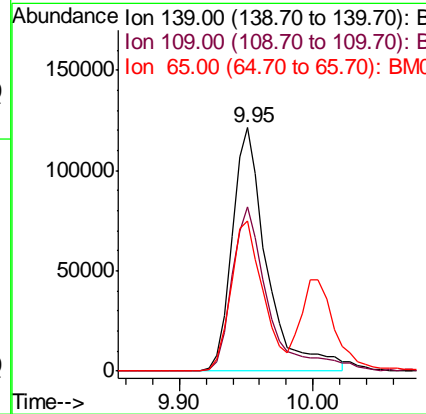
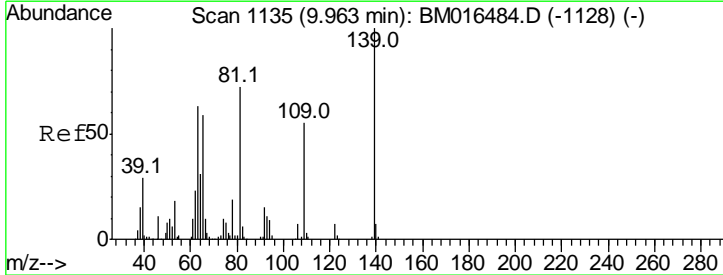
Instrument :
 BNA_M
 ClientSampled :

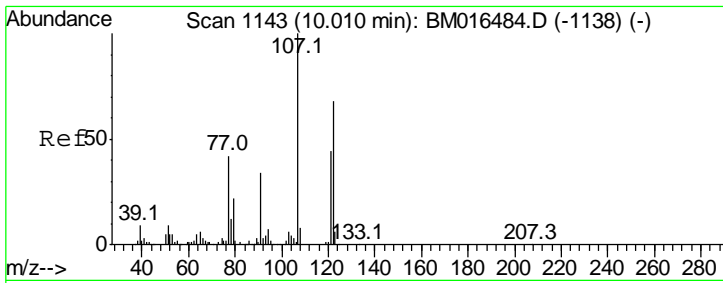
Tgt Ion	Resp	Lower	Upper
82	100		
95	11.7	5.8	8.6#
138	20.1	16.3	24.5



#26
 2-Nitrophenol
 Concen: 45.372 ng
 RT: 9.95 min Scan# 1133
 Delta R.T. -0.01 min
 Lab File: BM016556.D
 Acq: 23 Aug 2018 15:05

Tgt Ion	Resp	Lower	Upper
139	100		
109	67.5	20.1	30.1#
65	61.9	31.5	47.3#

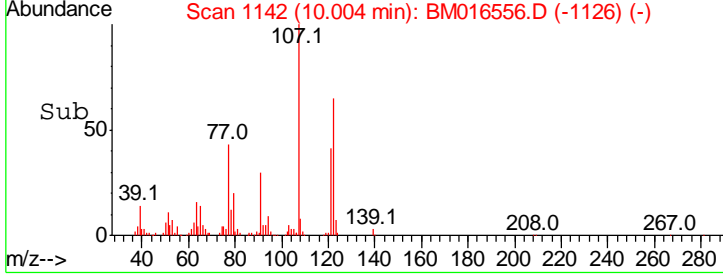
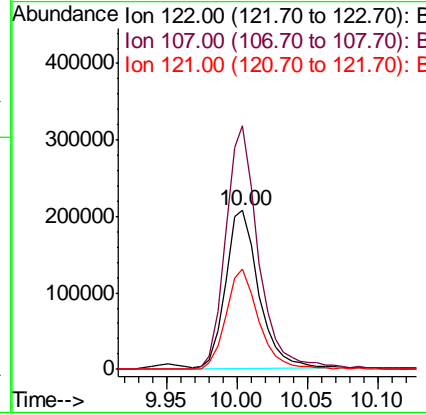
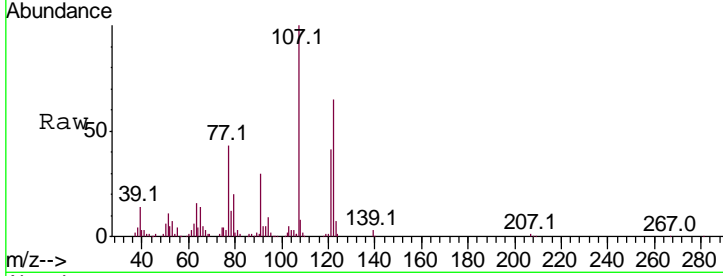




#27
 2,4-Dimethylphenol
 Concen: 53.433 ng
 RT: 10.00 min Scan# 1142
 Delta R.T. -0.01 min
 Lab File: BM016556.D
 Acq: 23 Aug 2018 15:05

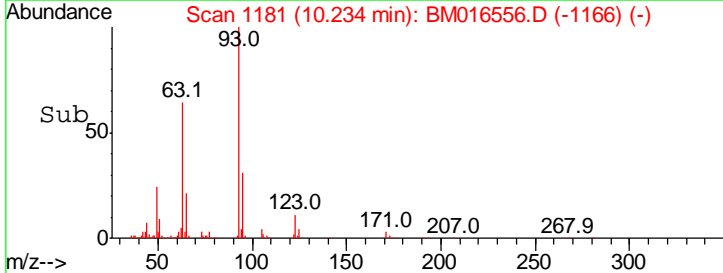
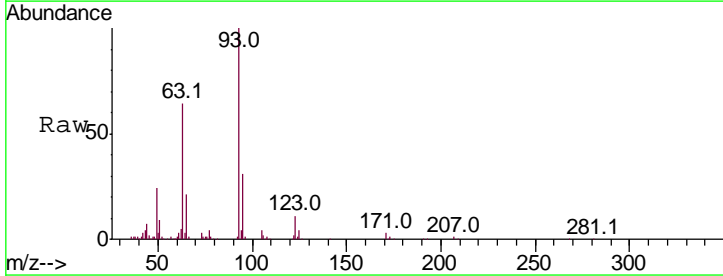
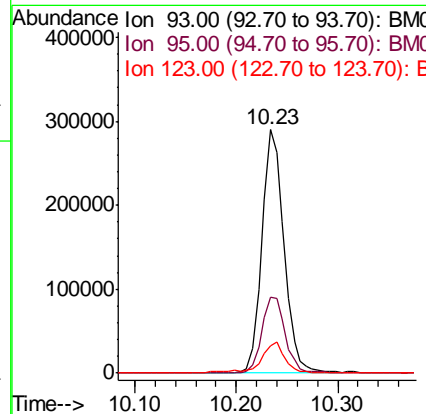
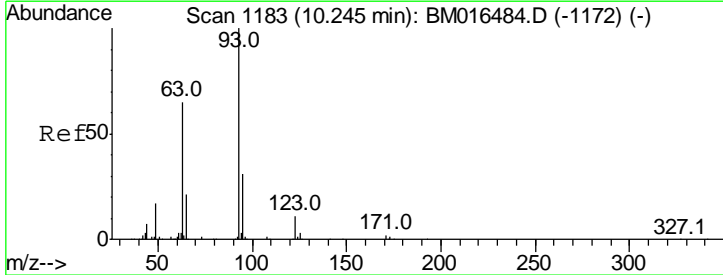
Instrument :
 BNA_M
 ClientSampled :

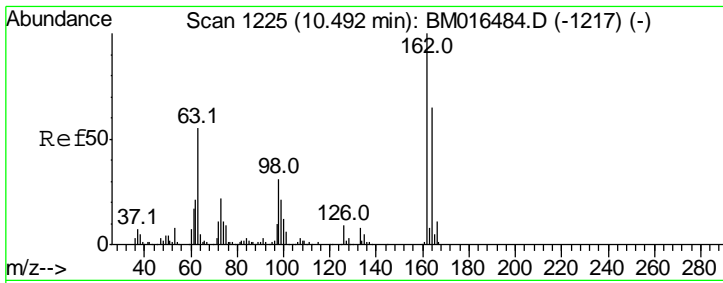
Tgt Ion	Resp	Lower	Upper
122	337396		
107	153.1	84.7	127.1#
121	62.9	46.6	69.8



#28
 bis(2-Chloroethoxy)methane
 Concen: 48.441 ng
 RT: 10.23 min Scan# 1181
 Delta R.T. -0.01 min
 Lab File: BM016556.D
 Acq: 23 Aug 2018 15:05

Tgt Ion	Resp	Lower	Upper
93	438392		
93	100		
95	31.4	25.5	38.3
123	11.0	8.6	13.0

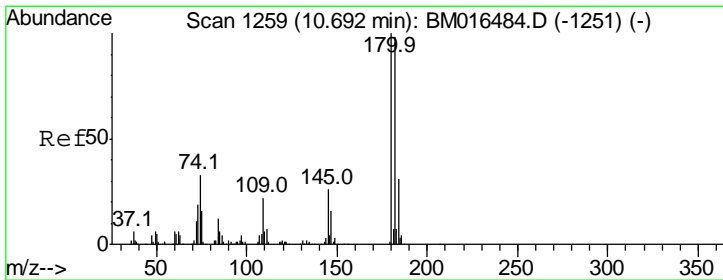
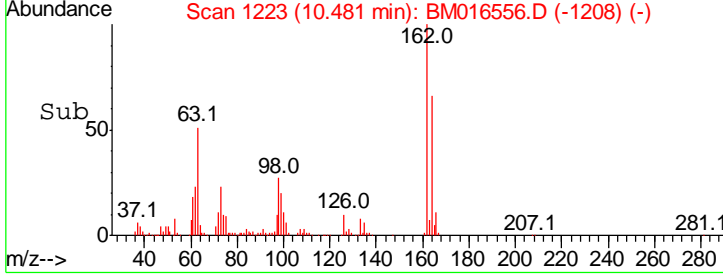
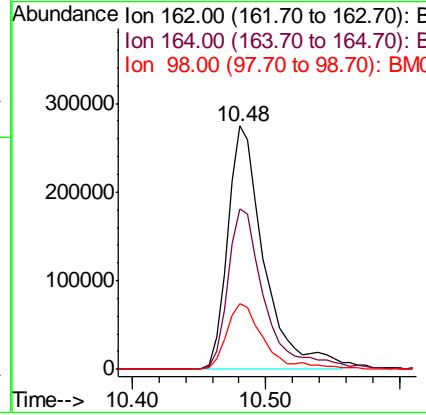
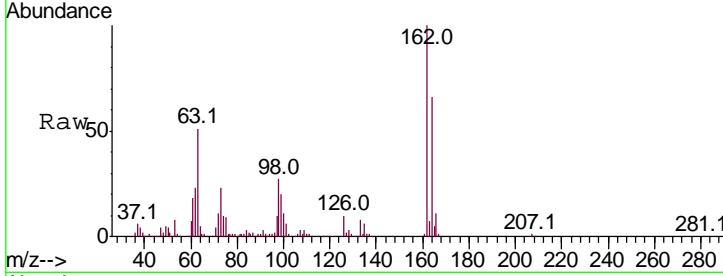




#29
 2,4-Dichlorophenol
 Concen: 55.492 ng
 RT: 10.48 min Scan# 1223
 Delta R.T. -0.01 min
 Lab File: BM016556.D
 Acq: 23 Aug 2018 15:05

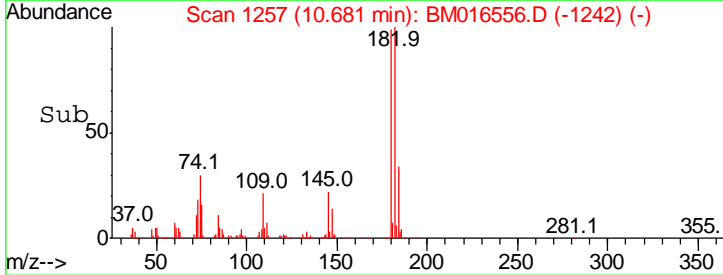
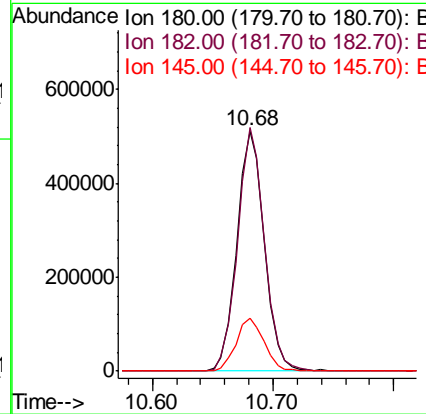
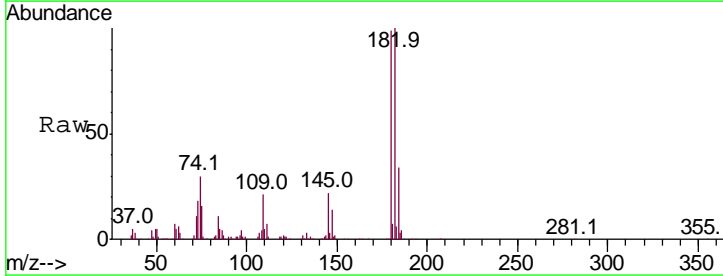
Instrument :
 BNA_M
 ClientSampled :

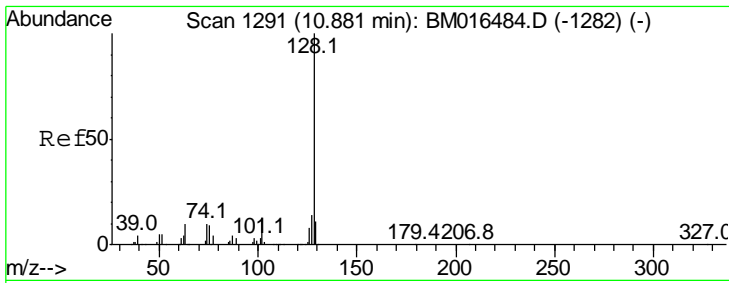
Tgt Ion	Resp	Lower	Upper
162	100		
164	66.0	42.8	82.8
98	26.9	14.5	54.5



#30
 1,2,4-Trichlorobenzene
 Concen: 56.451 ng
 RT: 10.68 min Scan# 1257
 Delta R.T. -0.01 min
 Lab File: BM016556.D
 Acq: 23 Aug 2018 15:05

Tgt Ion	Resp	Lower	Upper
180	100		
182	101.4	77.6	116.4
145	21.8	23.4	35.2#

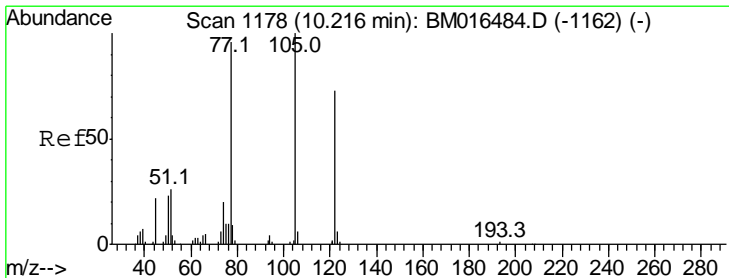
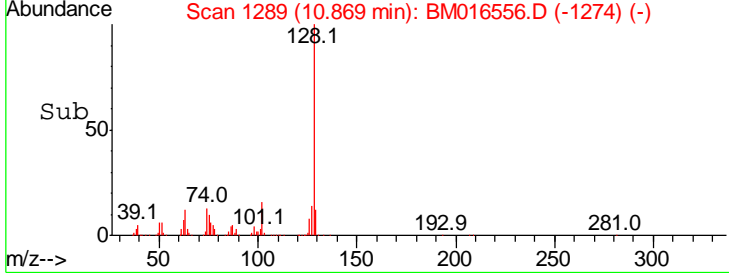
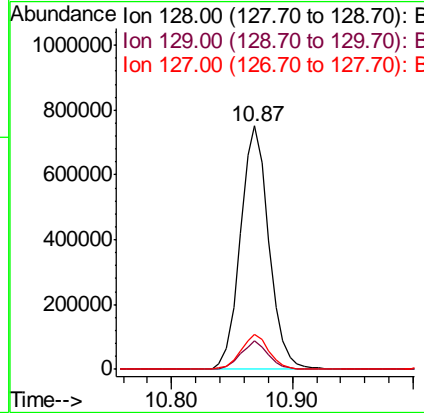
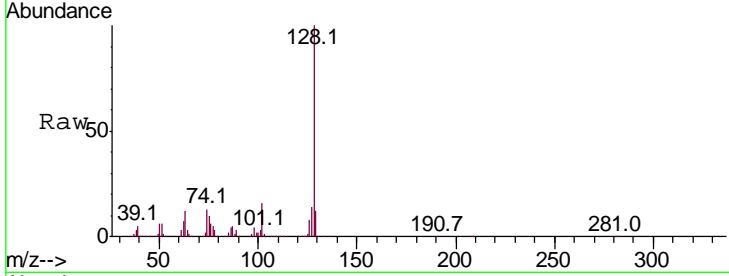




#31
 Naphthalene
 Concen: 50.165 ng
 RT: 10.87 min Scan# 1289
 Delta R.T. -0.01 min
 Lab File: BM016556.D
 Acq: 23 Aug 2018 15:05

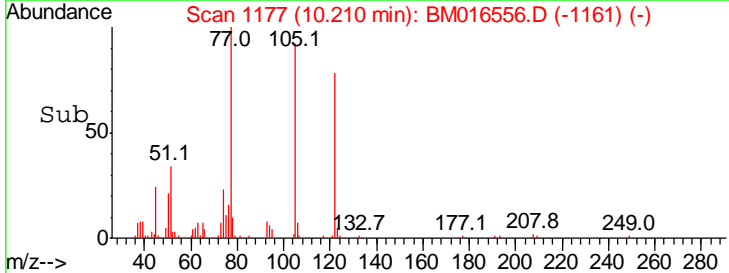
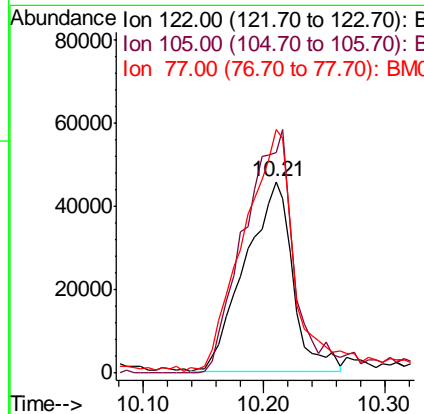
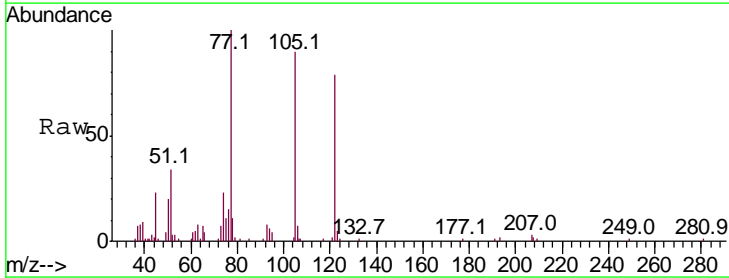
Instrument :
 BNA_M
 ClientSampled :

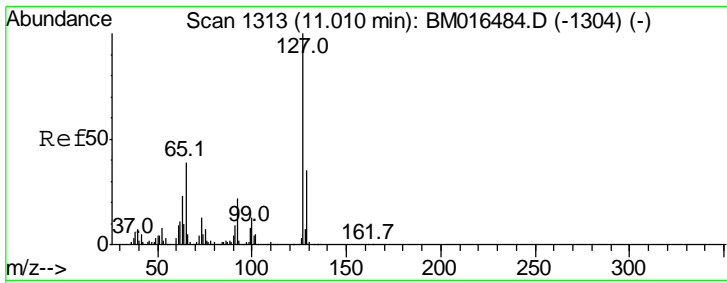
Tgt Ion	Resp	Lower	Upper
128	1237896		
129	11.6	8.9	13.3
127	14.4	10.4	15.6



#32
 Benzoic acid
 Concen: 23.586 ng
 RT: 10.21 min Scan# 1177
 Delta R.T. -0.01 min
 Lab File: BM016556.D
 Acq: 23 Aug 2018 15:05

Tgt Ion	Resp	Lower	Upper
122	124610		
105	115.1	99.9	139.9
77	127.2	73.7	113.7#

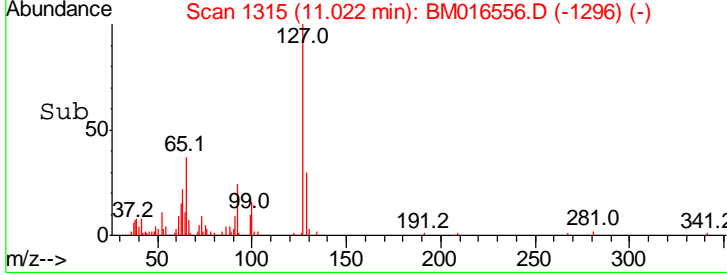
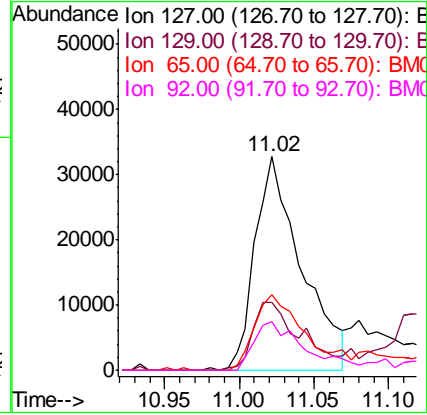
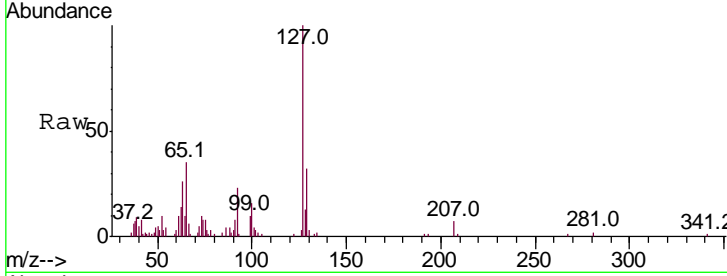




#33
 4-Chloroaniline
 Concen: 6.811 ng
 RT: 11.02 min Scan# 1315
 Delta R.T. 0.01 min
 Lab File: BM016556.D
 Acq: 23 Aug 2018 15:05

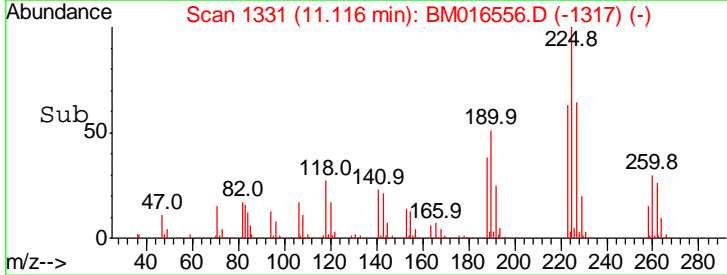
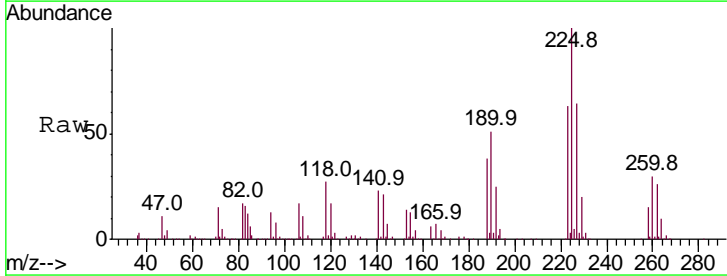
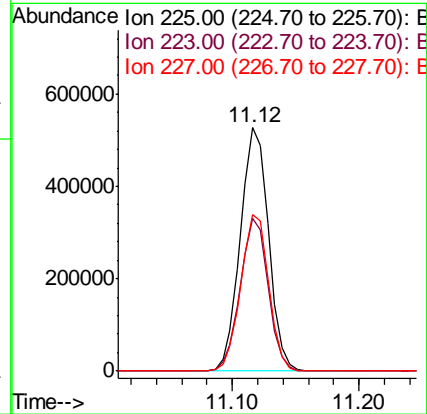
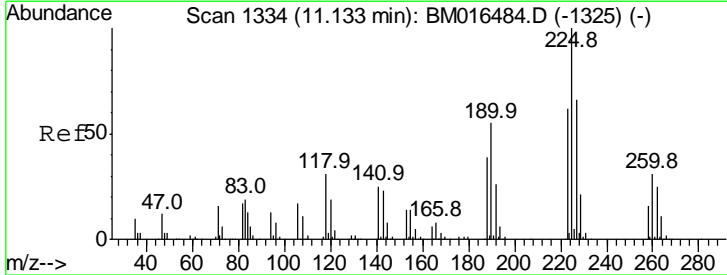
Instrument :
 BNA_M
 ClientSampled :

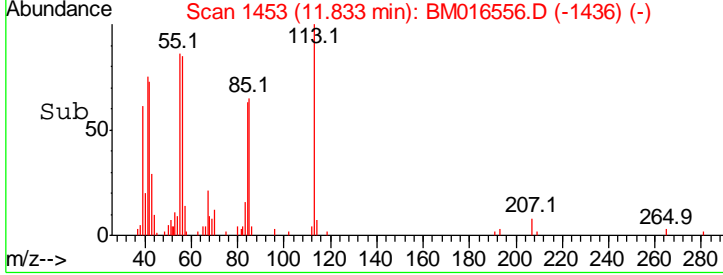
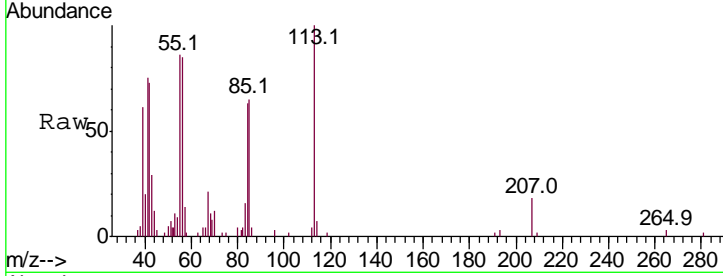
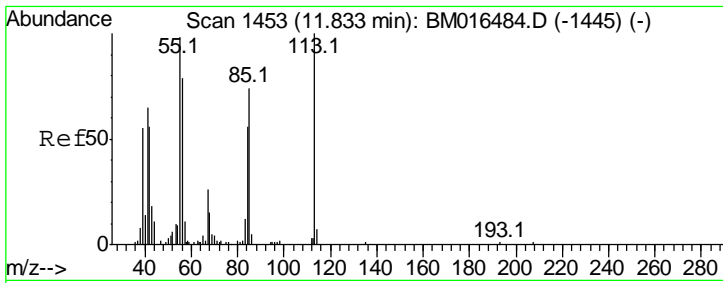
Tgt Ion	Resp	Lower	Upper
127	100		
129	31.6	25.3	37.9
65	35.3	17.6	26.4#
92	22.6	13.1	19.7#



#34
 Hexachlorobutadiene
 Concen: 59.247 ng
 RT: 11.12 min Scan# 1331
 Delta R.T. -0.02 min
 Lab File: BM016556.D
 Acq: 23 Aug 2018 15:05

Tgt Ion	Resp	Lower	Upper
225	100		
223	62.5	47.9	71.9
227	64.5	50.1	75.1

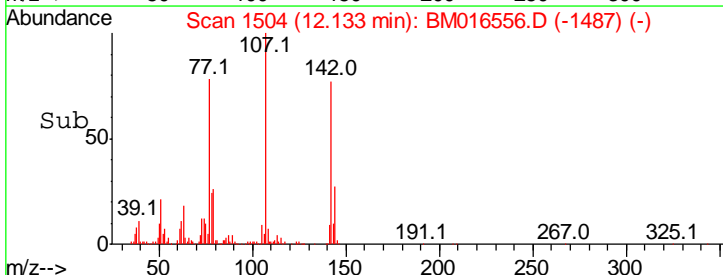
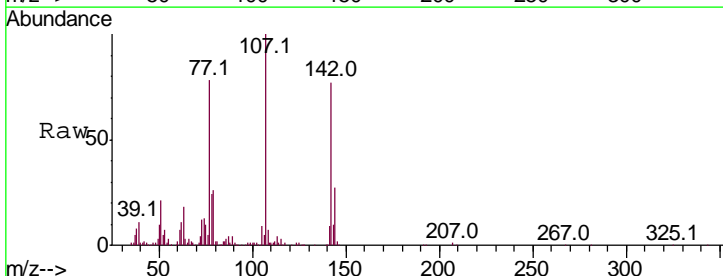
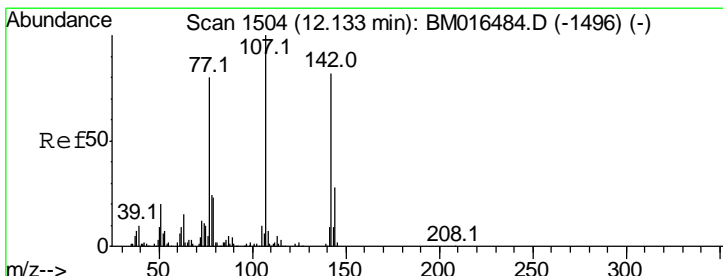
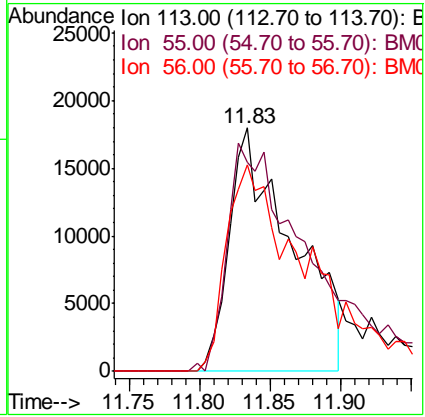




#35
 Caprolactam
 Concen: 24.751 ng
 RT: 11.83 min Scan# 1453
 Delta R.T. 0.00 min
 Lab File: BM016556.D
 Acq: 23 Aug 2018 15:05

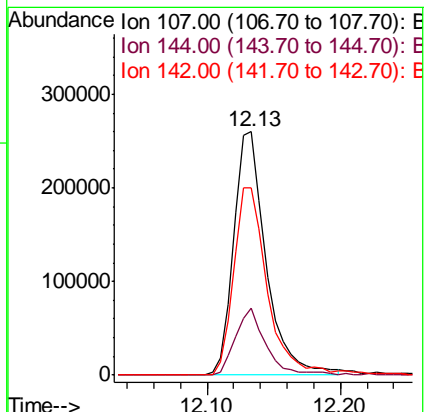
Instrument :
 BNA_M
 ClientSampled :

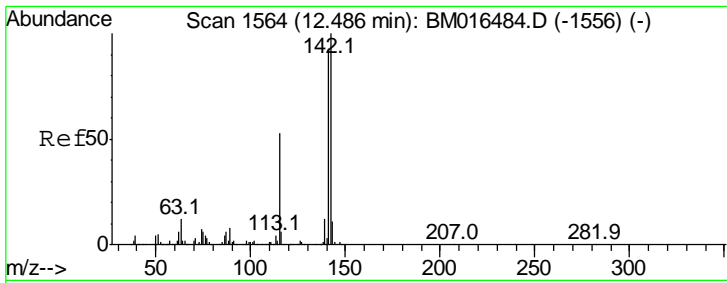
Tgt Ion	Resp	Lower	Upper
113	56127		
55	86.0	145.9	185.9#
56	84.7	101.0	141.0#



#36
 4-Chloro-3-methylphenol
 Concen: 48.383 ng
 RT: 12.13 min Scan# 1504
 Delta R.T. 0.00 min
 Lab File: BM016556.D
 Acq: 23 Aug 2018 15:05

Tgt Ion	Resp	Lower	Upper
107	439578		
144	27.3	23.3	34.9
142	77.0	72.6	109.0



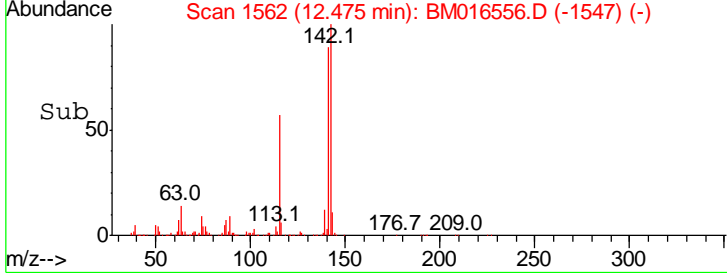
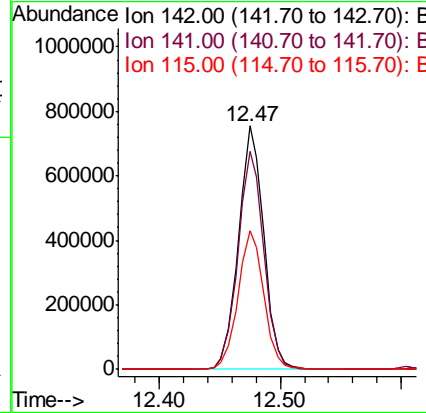
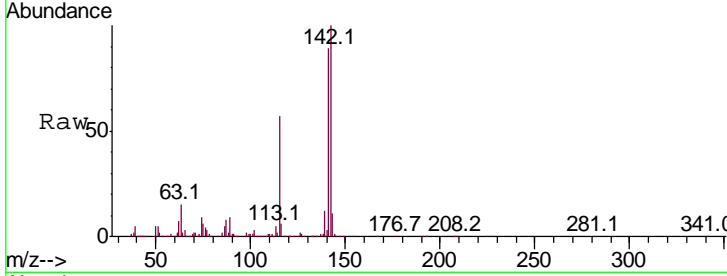


#37
 2-Methylnaphthalene
 Concen: 57.154 ng
 RT: 12.47 min Scan# 1562
 Delta R.T. -0.01 min
 Lab File: BM016556.D
 Acq: 23 Aug 2018 15:05

Instrument :
 BNA_M
 ClientSampled :

Tgt Ion:142 Resp: 1104106

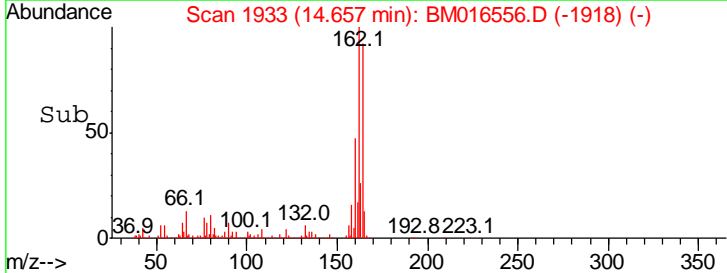
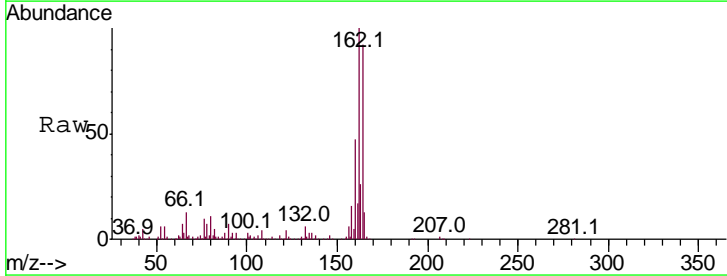
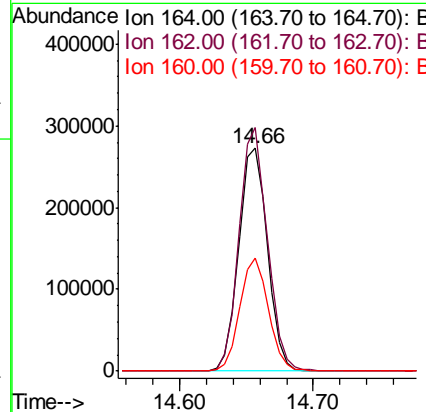
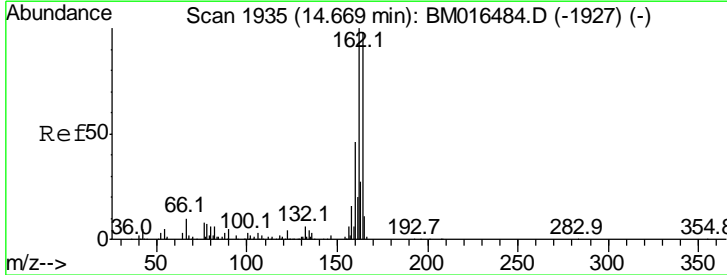
Ion	Ratio	Lower	Upper
142	100		
141	89.3	71.9	107.9
115	56.8	25.4	38.0

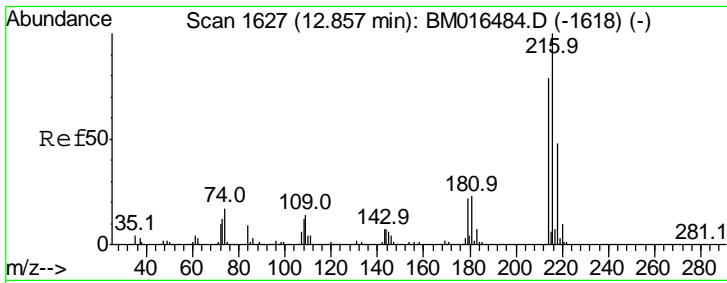


#38
 Acenaphthene-d10
 Concen: 20.000 ng
 RT: 14.66 min Scan# 1933
 Delta R.T. -0.01 min
 Lab File: BM016556.D
 Acq: 23 Aug 2018 15:05

Tgt Ion:164 Resp: 407644

Ion	Ratio	Lower	Upper
164	100		
162	109.2	82.4	123.6
160	50.8	35.8	53.6



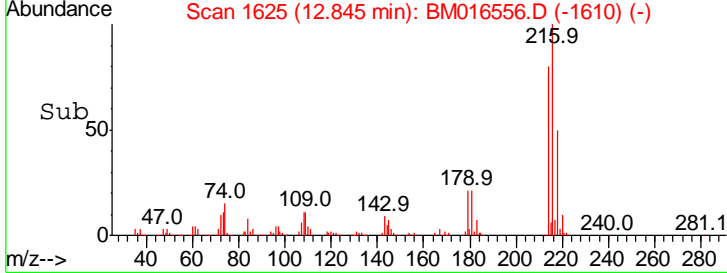
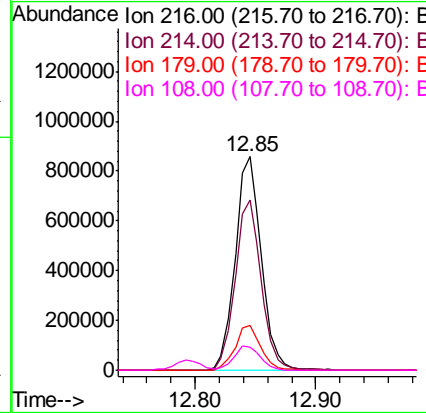
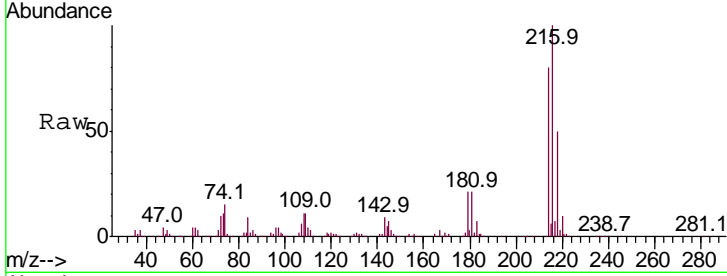


#39
 1,2,4,5-Tetrachlorobenzene
 Concen: 56.013 ng
 RT: 12.85 min Scan# 1625
 Delta R.T. -0.01 min
 Lab File: BM016556.D
 Acq: 23 Aug 2018 15:05

Instrument :
 BNA_M
 ClientSampled :

Tgt Ion: 216 Resp: 1289568

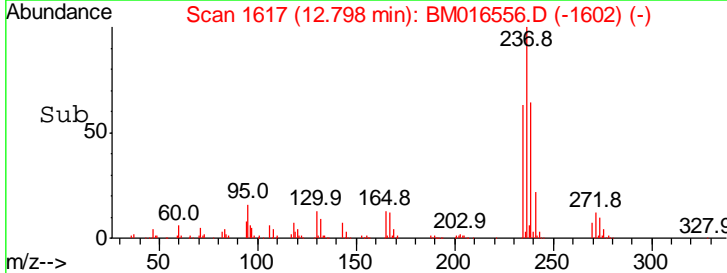
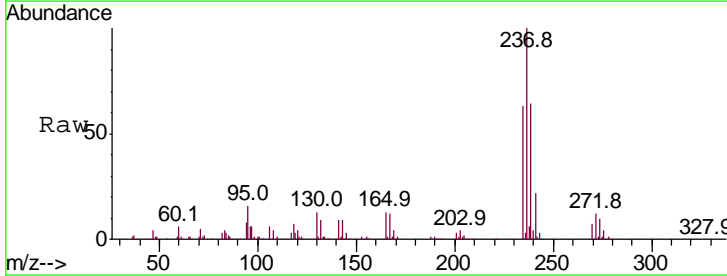
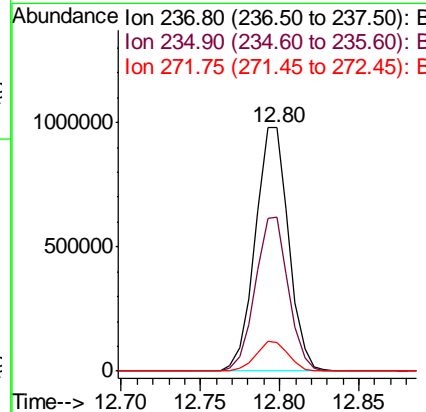
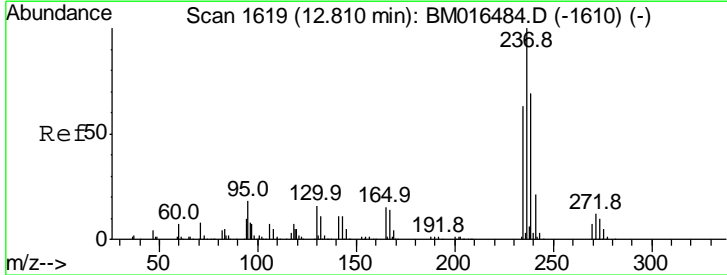
Ion	Ratio	Lower	Upper
216	100		
214	79.4	0.0	0.0#
179	20.4	0.0	0.0#
108	11.5	0.0	0.0#

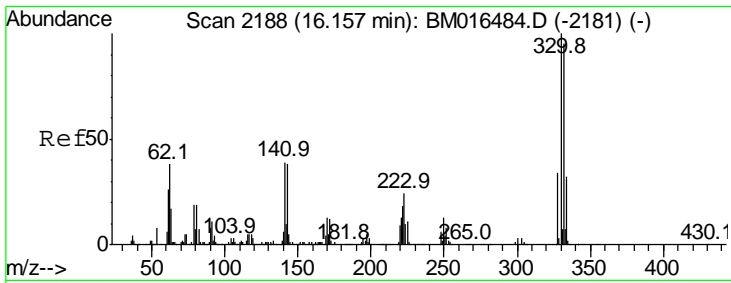


#40
 Hexachlorocyclopentadiene
 Concen: 116.445 ng
 RT: 12.80 min Scan# 1617
 Delta R.T. -0.01 min
 Lab File: BM016556.D
 Acq: 23 Aug 2018 15:05

Tgt Ion: 237 Resp: 1432778

Ion	Ratio	Lower	Upper
237	100		
235	63.3	42.0	82.0
272	11.7	0.0	33.4

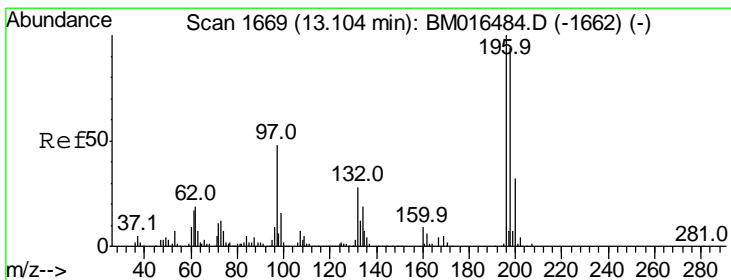
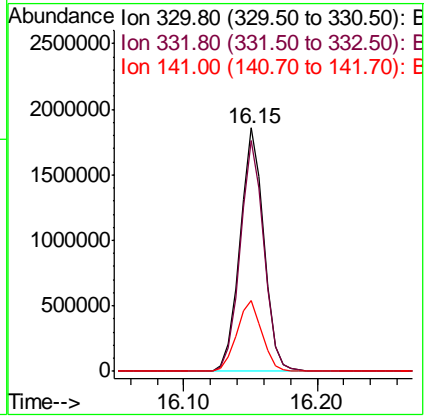
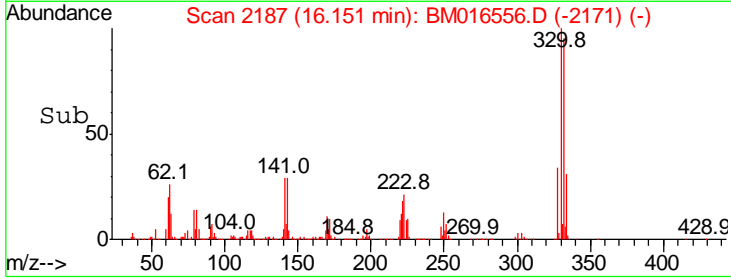
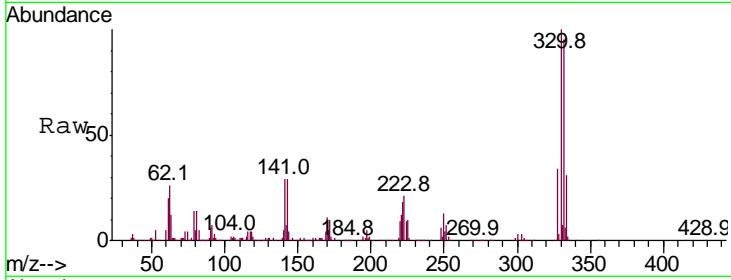




#41
 2,4,6-Tribromophenol
 Concen: 200.941 ng
 RT: 16.15 min Scan# 2187
 Delta R.T. -0.01 min
 Lab File: BM016556.D
 Acq: 23 Aug 2018 15:05

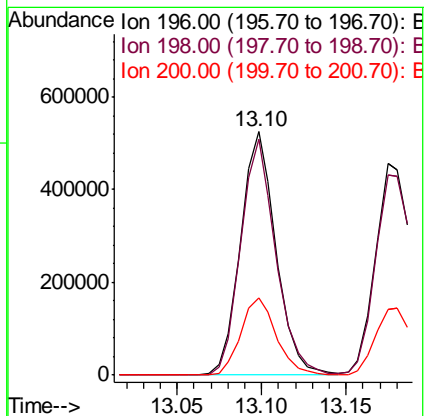
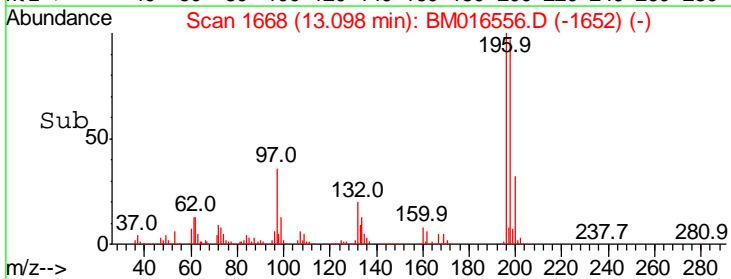
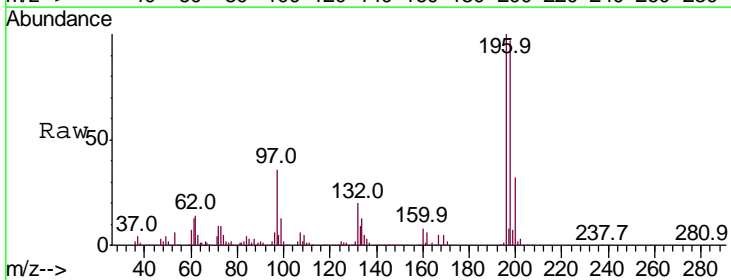
Instrument :
 BNA_M
 ClientSampled :

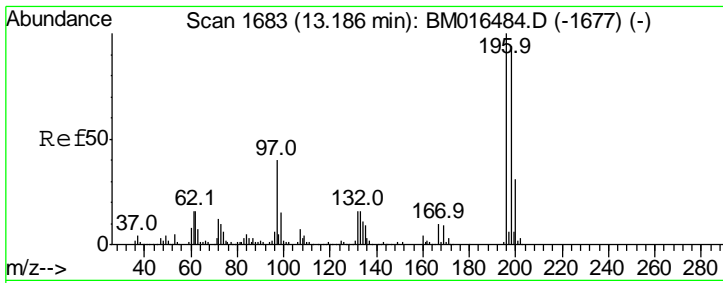
Tgt Ion	Resp	Lower	Upper
330	100		
332	94.2	0.0	0.0#
141	31.0	0.0	0.0#



#42
 2,4,6-Trichlorophenol
 Concen: 55.561 ng
 RT: 13.10 min Scan# 1668
 Delta R.T. -0.01 min
 Lab File: BM016556.D
 Acq: 23 Aug 2018 15:05

Tgt Ion	Resp	Lower	Upper
196	100		
198	96.8	76.3	114.5
200	32.0	25.6	38.4

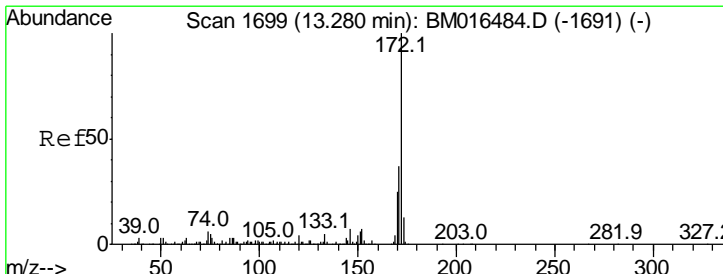
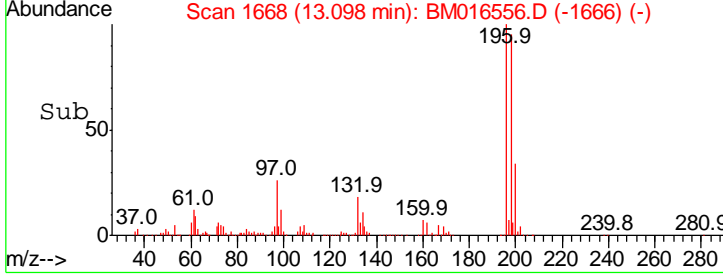
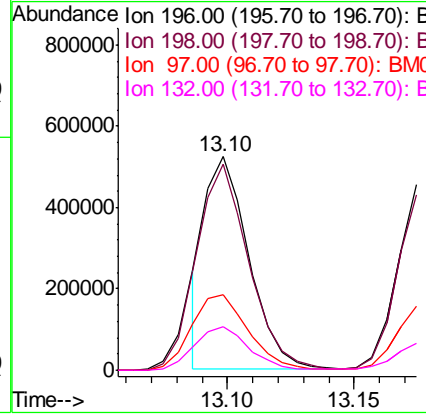
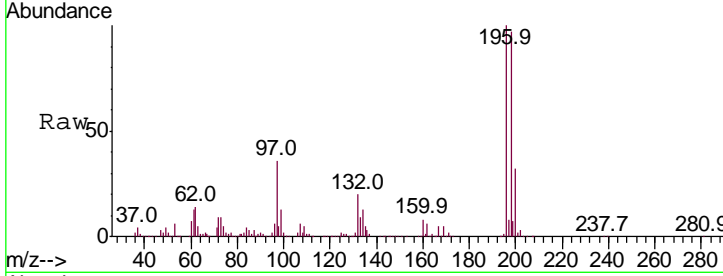




#43
 2,4,5-Trichlorophenol
 Concen: 46.623 ng
 RT: 13.10 min Scan# 1668
 Delta R.T. -0.09 min
 Lab File: BM016556.D
 Acq: 23 Aug 2018 15:05

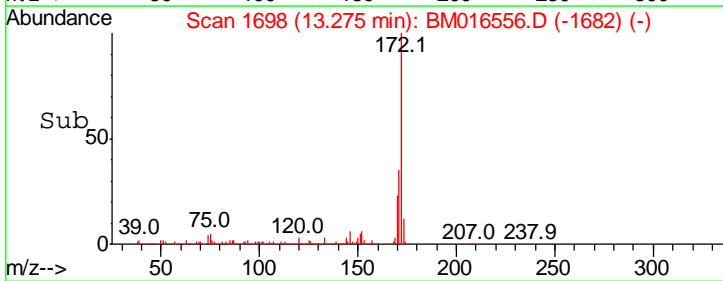
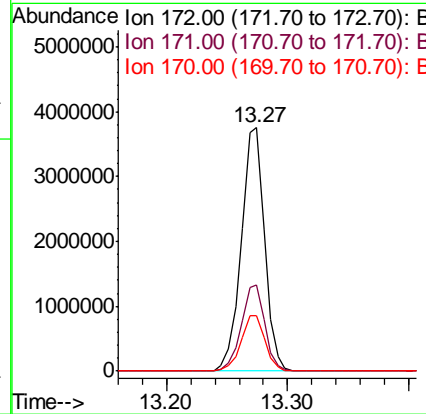
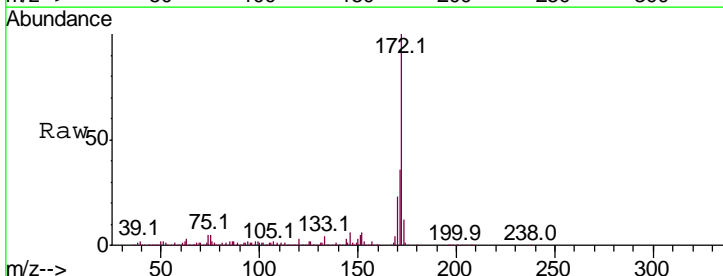
Instrument :
 BNA_M
 ClientSampled :

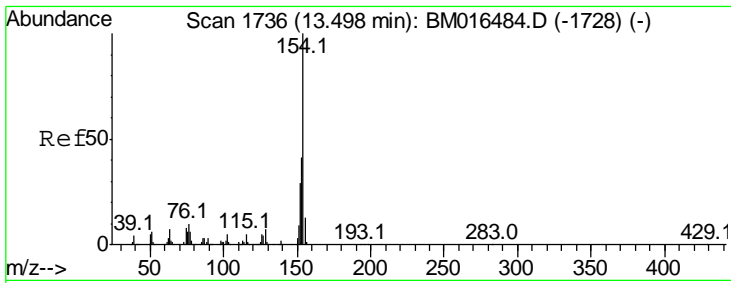
Tgt Ion	Resp	Lower	Upper
196	100		
198	96.8	79.4	119.0
97	35.6	26.8	40.2
132	20.4	18.6	28.0



#44
 2-Fluorobiphenyl
 Concen: 119.289 ng
 RT: 13.27 min Scan# 1698
 Delta R.T. -0.01 min
 Lab File: BM016556.D
 Acq: 23 Aug 2018 15:05

Tgt Ion	Resp	Lower	Upper
172	100		
171	35.6	28.5	42.7
170	22.7	18.8	28.2



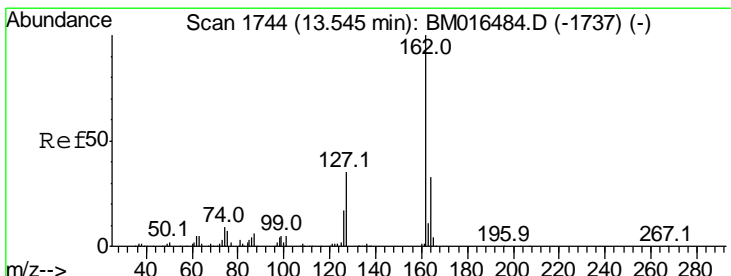
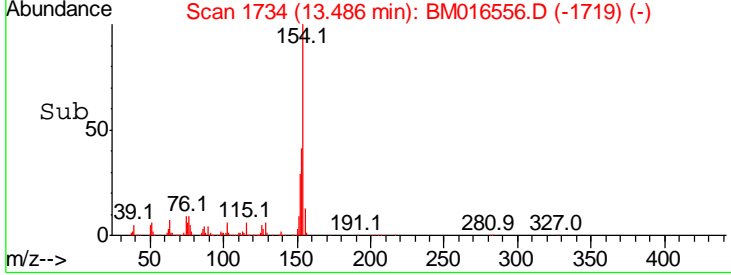
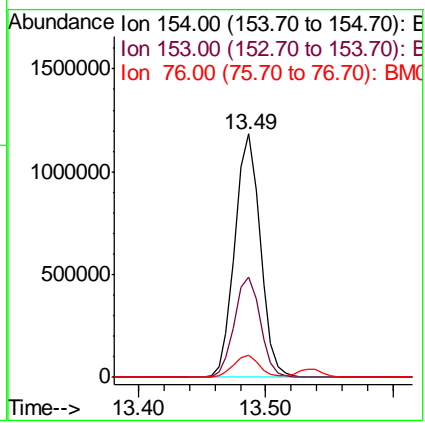
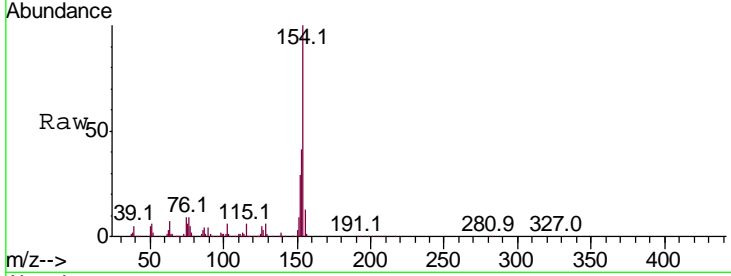


#45
 1,1'-Biphenyl
 Concen: 46.096 ng
 RT: 13.49 min Scan# 1734
 Delta R.T. -0.01 min
 Lab File: BM016556.D
 Acq: 23 Aug 2018 15:05

Instrument :
 BNA_M
 ClientSampled :

Tot Ion:154 Resp: 1647658

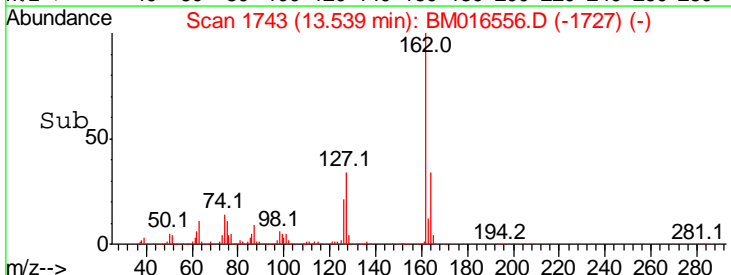
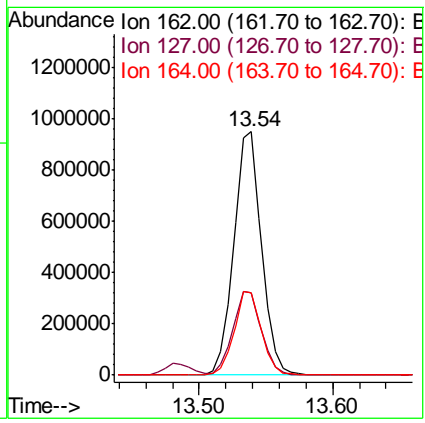
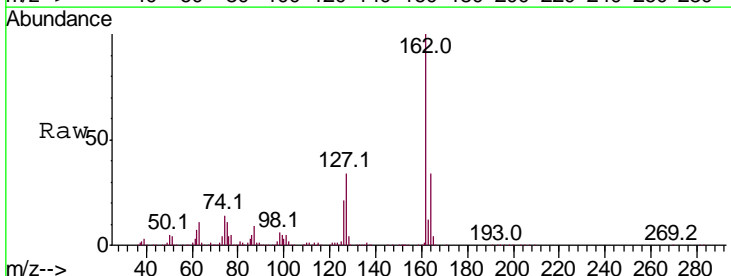
Ion	Ratio	Lower	Upper
154	100		
153	41.2	20.7	60.7
76	9.3	0.0	30.9

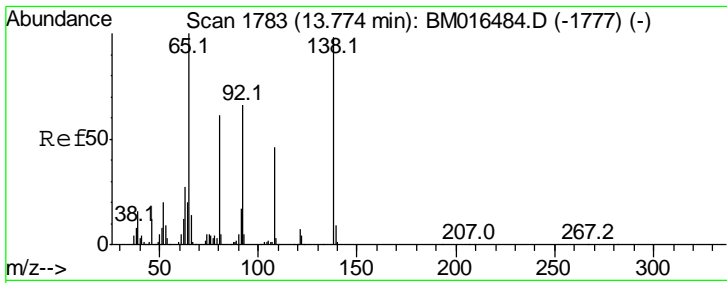


#46
 2-Chloronaphthalene
 Concen: 47.082 ng
 RT: 13.54 min Scan# 1743
 Delta R.T. -0.01 min
 Lab File: BM016556.D
 Acq: 23 Aug 2018 15:05

Tgt Ion:162 Resp: 1367245

Ion	Ratio	Lower	Upper
162	100		
127	33.7	26.9	40.3
164	33.7	26.8	40.2

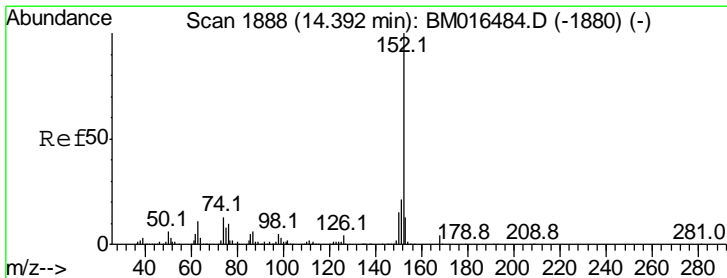
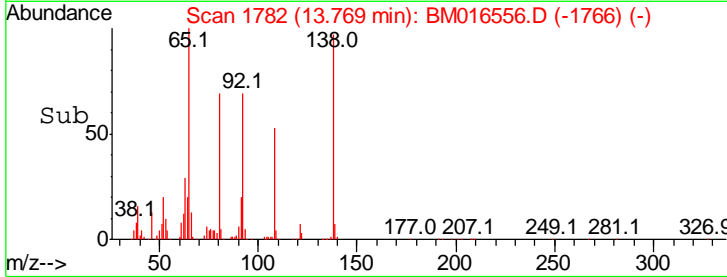
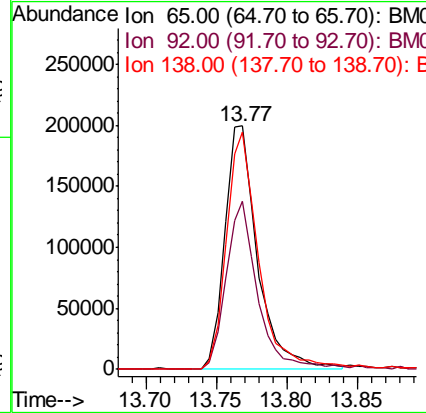
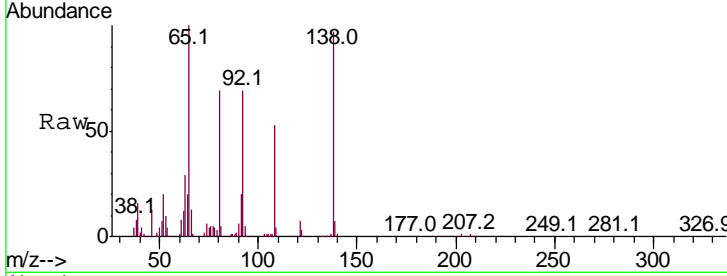




#47
 2-Nitroaniline
 Concen: 41.642 ng
 RT: 13.77 min Scan# 1782
 Delta R.T. -0.01 min
 Lab File: BM016556.D
 Acq: 23 Aug 2018 15:05

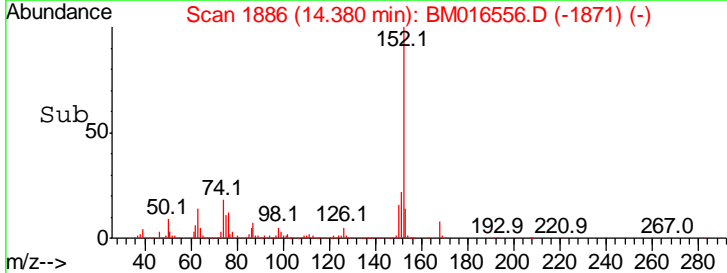
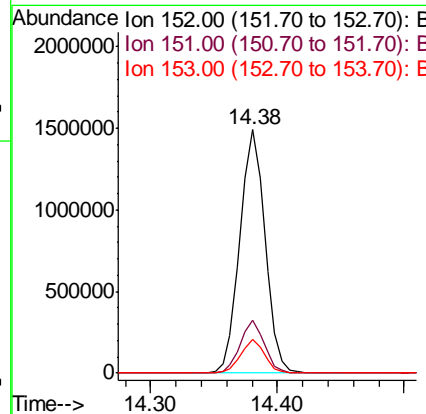
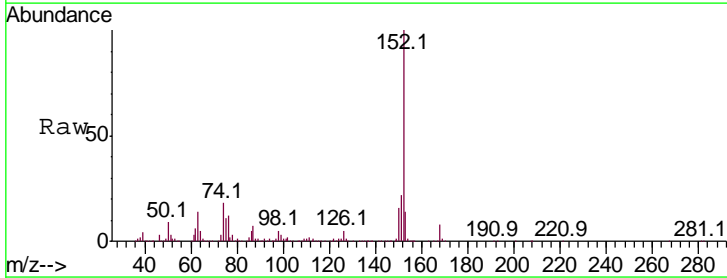
Instrument :
 BNA_M
 ClientSampled :

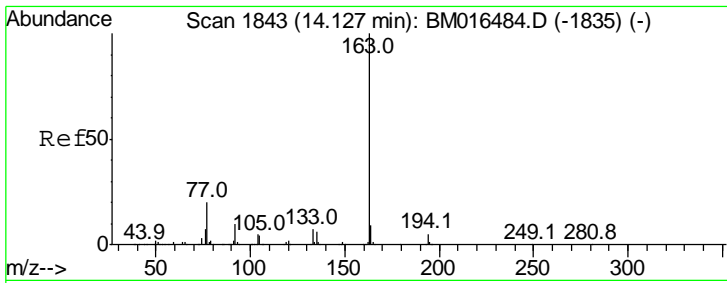
Tgt Ion	Resp	Lower	Upper
65	100		
92	69.2	59.1	88.7
138	97.2	93.9	140.9



#48
 Acenaphthylene
 Concen: 49.941 ng
 RT: 14.38 min Scan# 1886
 Delta R.T. -0.01 min
 Lab File: BM016556.D
 Acq: 23 Aug 2018 15:05

Tgt Ion	Resp	Lower	Upper
152	100		
151	21.9	15.9	23.9
153	13.6	10.6	16.0



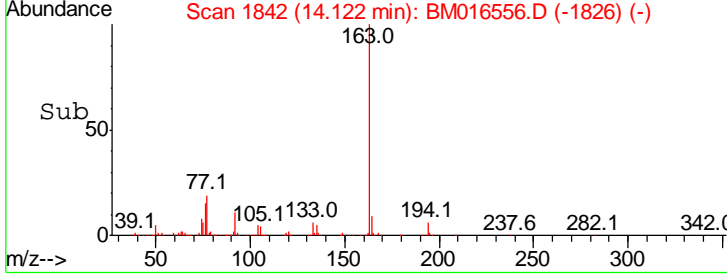
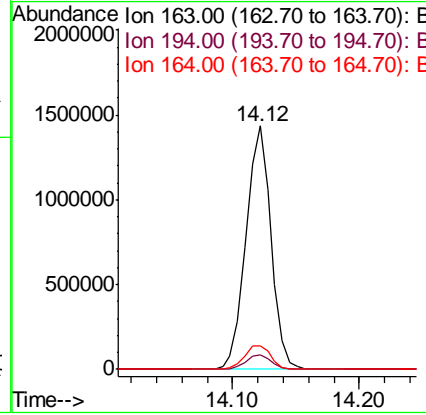
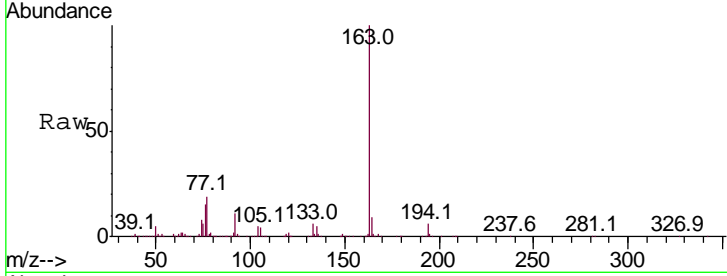


#49
 Dimethylphthalate
 Concen: 49.968 ng
 RT: 14.12 min Scan# 1842
 Delta R.T. -0.01 min
 Lab File: BM016556.D
 Acq: 23 Aug 2018 15:05

Instrument :
 BNA_M
 ClientSampled :

Tgt Ion:163 Resp: 1956943

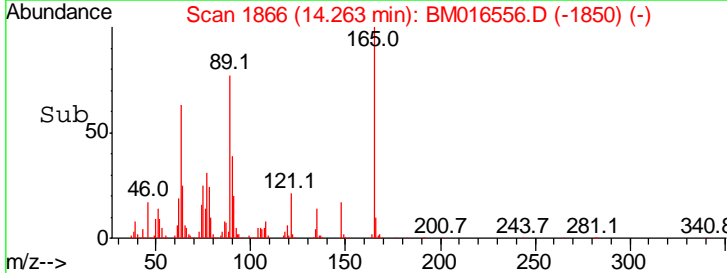
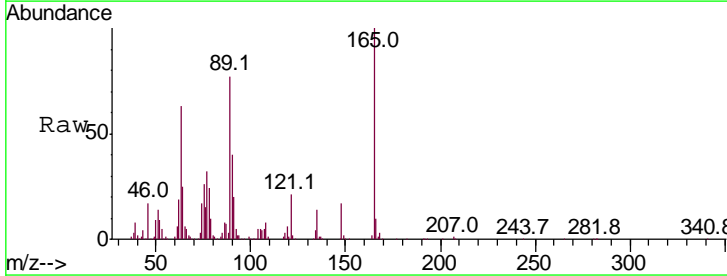
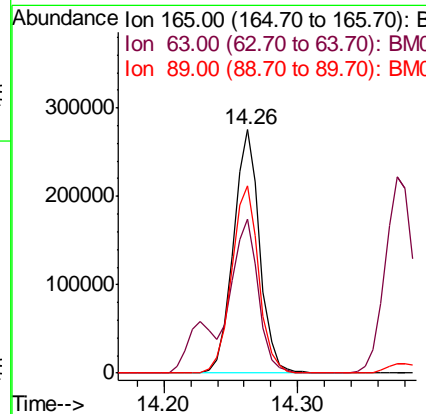
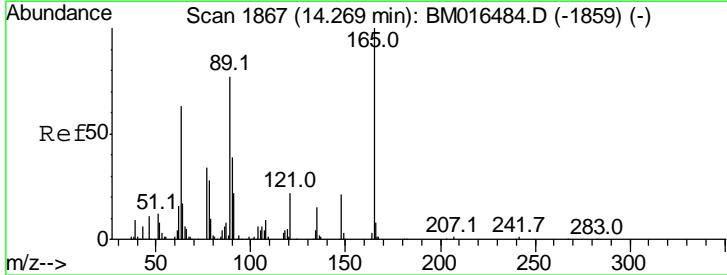
Ion	Ratio	Lower	Upper
163	100		
194	6.1	2.7	4.1#
164	9.4	8.2	12.2

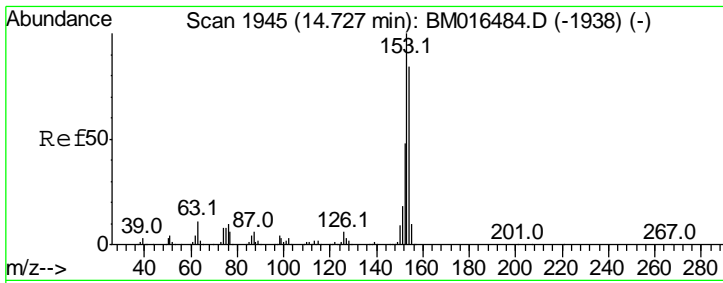


#50
 2,6-Dinitrotoluene
 Concen: 49.551 ng
 RT: 14.26 min Scan# 1866
 Delta R.T. -0.01 min
 Lab File: BM016556.D
 Acq: 23 Aug 2018 15:05

Tgt Ion:165 Resp: 378516

Ion	Ratio	Lower	Upper
165	100		
63	63.5	44.1	66.1
89	77.1	44.3	66.5#

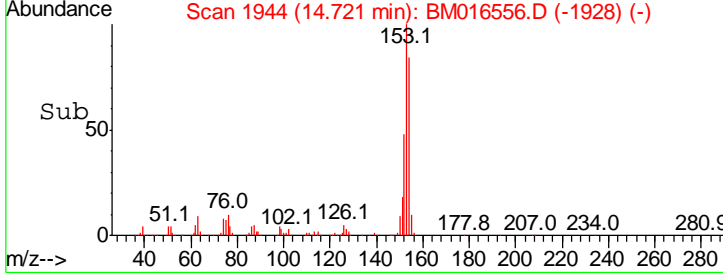
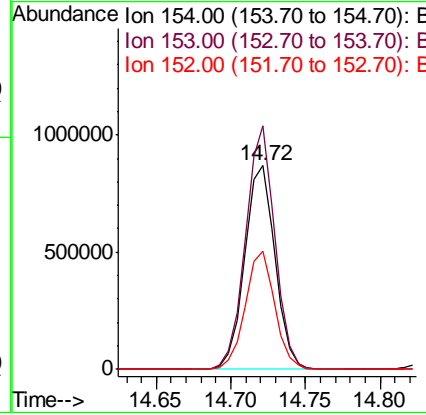
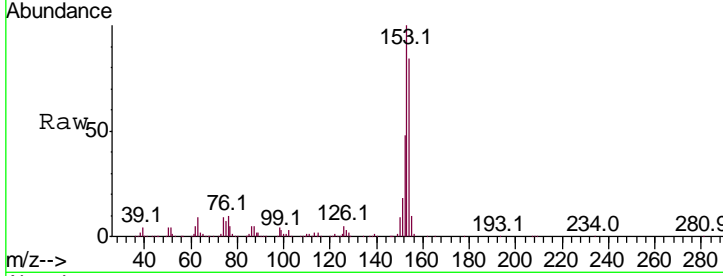




#51
 Acenaphthene
 Concen: 48.324 ng
 RT: 14.72 min Scan# 1944
 Delta R.T. -0.01 min
 Lab File: BM016556.D
 Acq: 23 Aug 2018 15:05

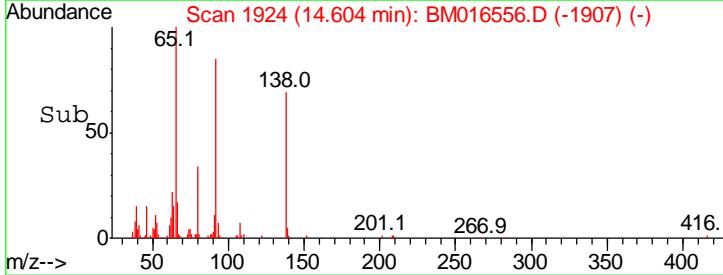
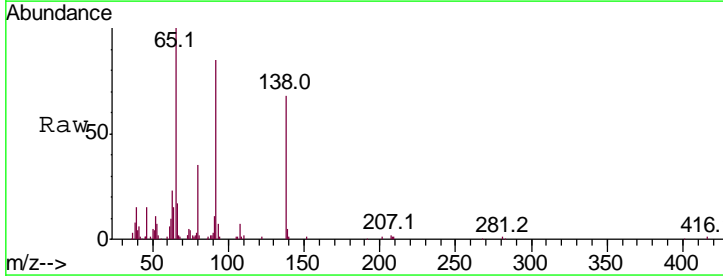
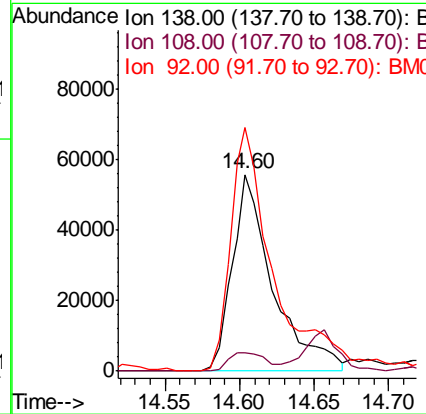
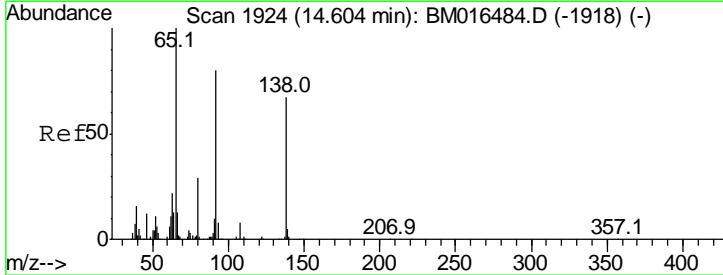
Instrument :
 BNA_M
 ClientSampled :

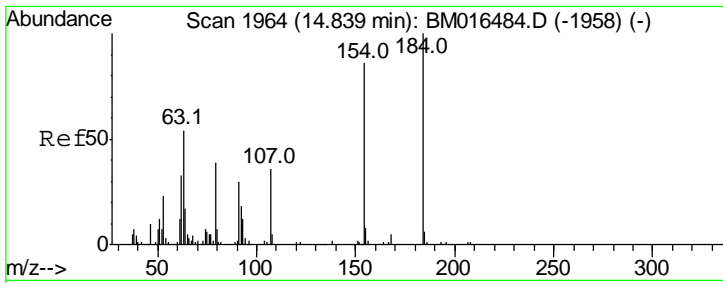
Tgt Ion	Resp	Lower	Upper
154	1216959		
153	119.7	90.0	135.0
152	57.8	42.6	63.8



#52
 3-Nitroaniline
 Concen: 15.266 ng
 RT: 14.60 min Scan# 1924
 Delta R.T. 0.00 min
 Lab File: BM016556.D
 Acq: 23 Aug 2018 15:05

Tgt Ion	Resp	Lower	Upper
138	106104		
138	100		
108	9.6	7.3	10.9
92	123.8	76.6	114.8#

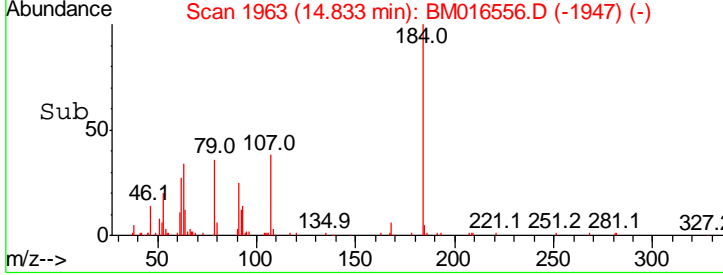
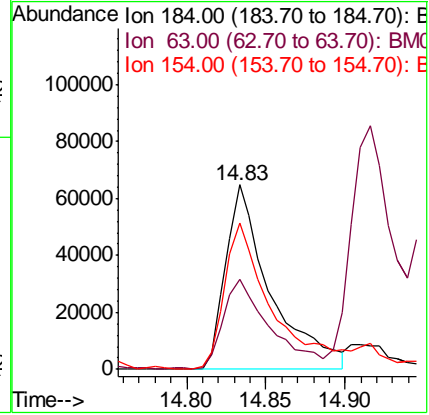
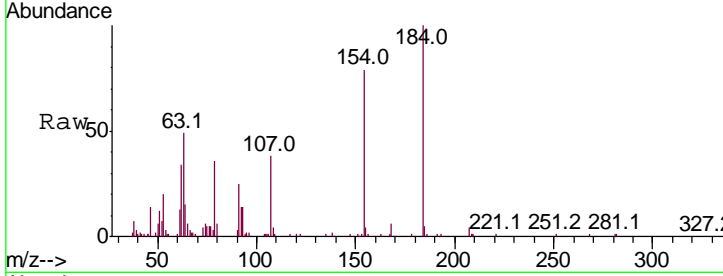




#53
 2,4-Dinitrophenol
 Concen: 33.206 ng
 RT: 14.83 min Scan# 1963
 Delta R.T. -0.01 min
 Lab File: BM016556.D
 Acq: 23 Aug 2018 15:05

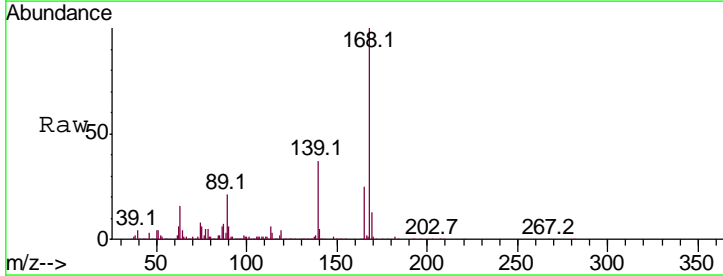
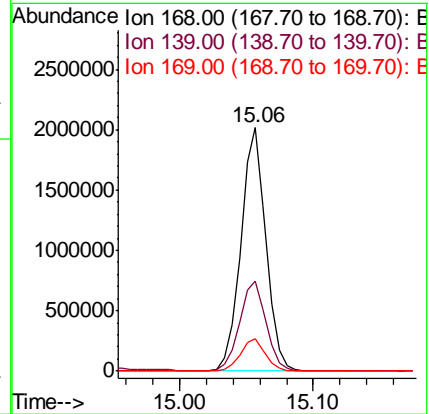
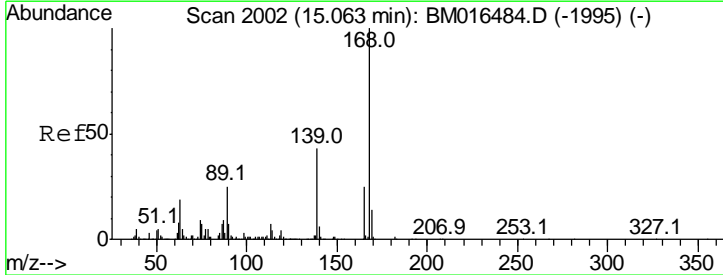
Instrument :
 BNA_M
 ClientSampled :

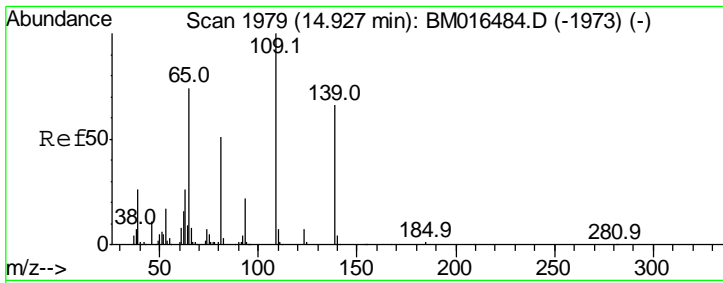
Tgt Ion	Ratio	Lower	Upper
184	100		
63	49.2	69.2	103.8#
154	79.3	53.3	79.9



#54
 Dibenzofuran
 Concen: 54.008 ng
 RT: 15.06 min Scan# 2001
 Delta R.T. -0.01 min
 Lab File: BM016556.D
 Acq: 23 Aug 2018 15:05

Tgt Ion	Ratio	Lower	Upper
168	100		
139	37.0	27.3	40.9
169	13.1	10.6	16.0

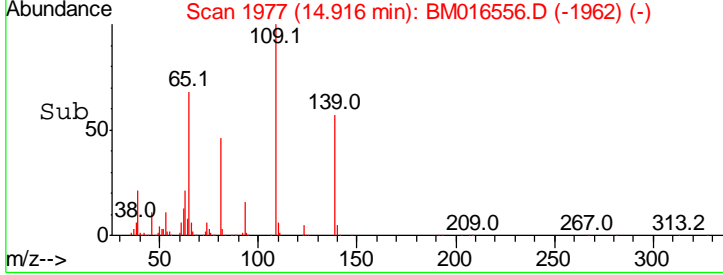
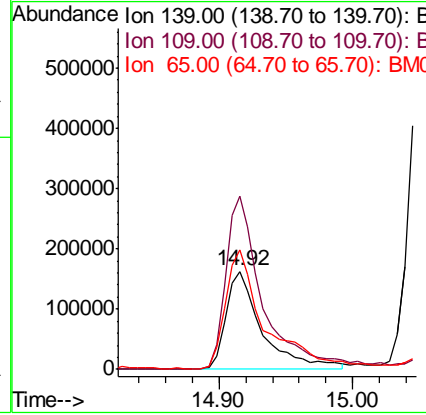
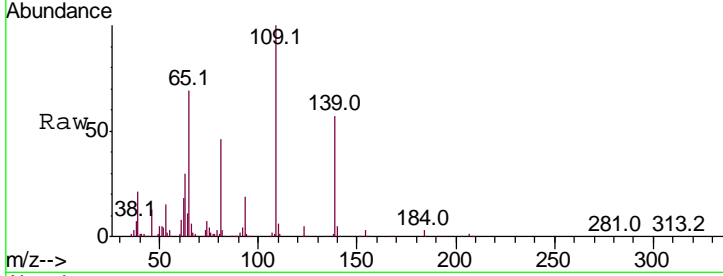




#55
 4-Nitrophenol
 Concen: 69.954 ng
 RT: 14.92 min Scan# 1977
 Delta R.T. -0.01 min
 Lab File: BM016556.D
 Acq: 23 Aug 2018 15:05

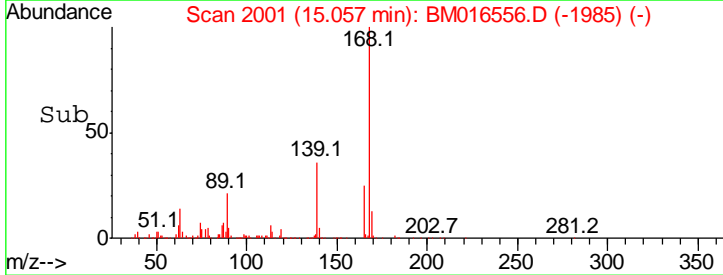
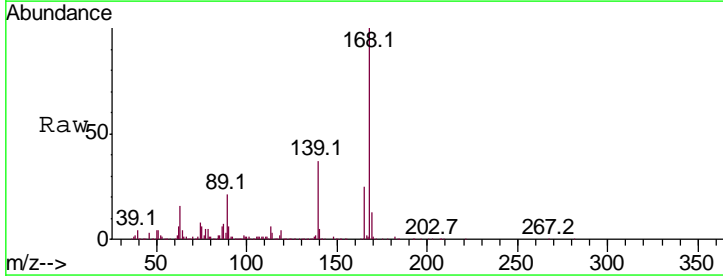
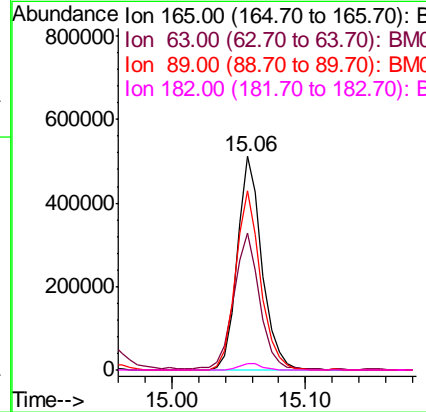
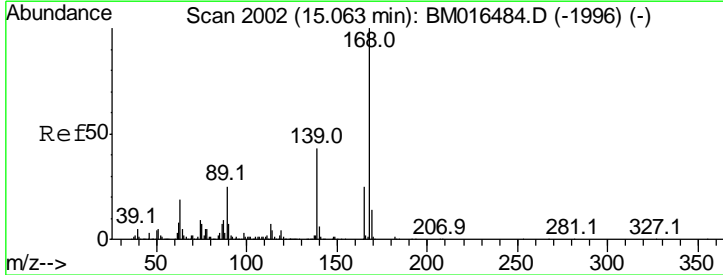
Instrument :
 BNA_M
 ClientSampled :

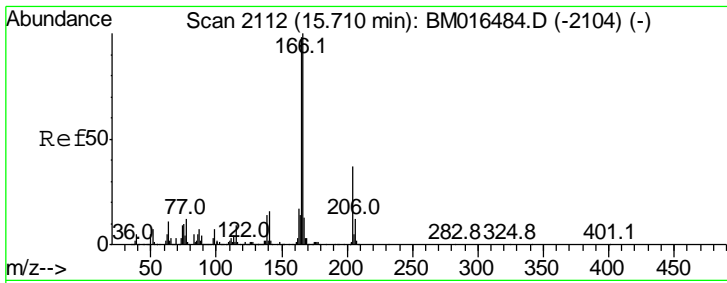
Tgt Ion	Resp	Lower	Upper
139	100		
109	176.0	130.0	170.0#
65	121.7	130.0	170.0#



#56
 2,4-Dinitrotoluene
 Concen: 51.482 ng
 RT: 15.06 min Scan# 2001
 Delta R.T. -0.01 min
 Lab File: BM016556.D
 Acq: 23 Aug 2018 15:05

Tgt Ion	Resp	Lower	Upper
165	100		
63	64.0	52.4	78.6
89	84.2	72.4	108.6
182	3.3	2.0	3.0#



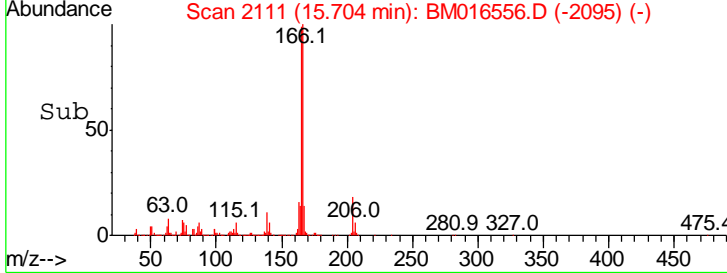
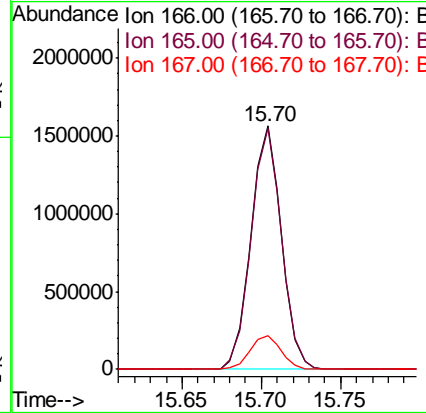
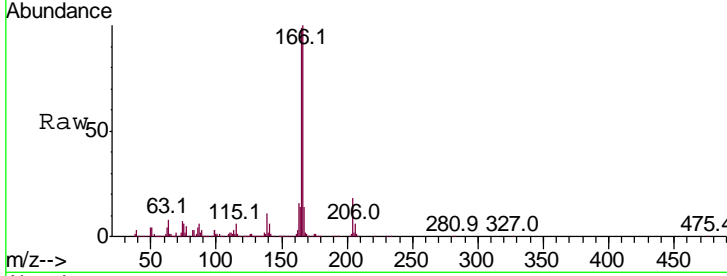


#57
 Fluorene
 Concen: 57.337 ng
 RT: 15.70 min Scan# 2111
 Delta R.T. -0.01 min
 Lab File: BM016556.D
 Acq: 23 Aug 2018 15:05

Instrument :
 BNA_M
 ClientSampled :

Tgt Ion:166 Resp: 2088131

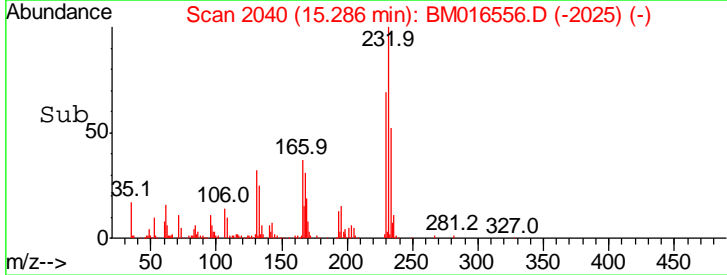
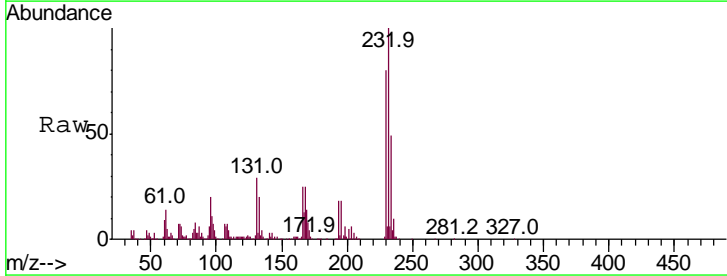
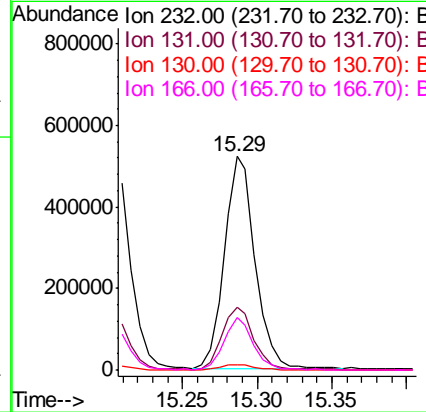
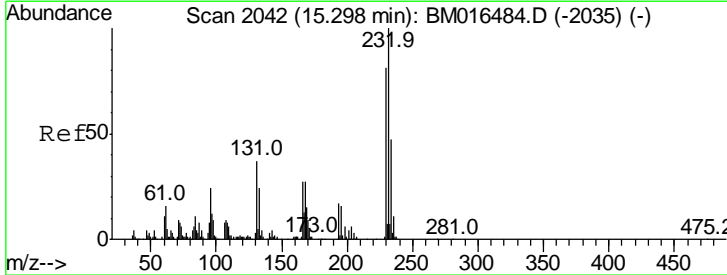
Ion	Ratio	Lower	Upper
166	100		
165	99.1	79.0	118.4
167	13.8	10.3	15.5

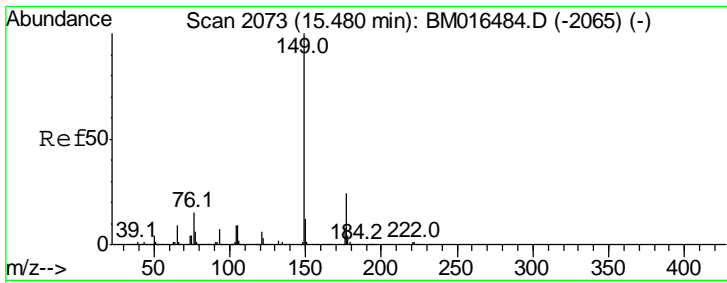


#58
 2,3,4,6-Tetrachlorophenol
 Concen: 57.581 ng
 RT: 15.29 min Scan# 2040
 Delta R.T. -0.01 min
 Lab File: BM016556.D
 Acq: 23 Aug 2018 15:05

Tgt Ion:232 Resp: 744265

Ion	Ratio	Lower	Upper
232	100		
131	30.5	0.0	0.0#
130	2.7	0.0	0.0#
166	23.1	0.0	0.0#

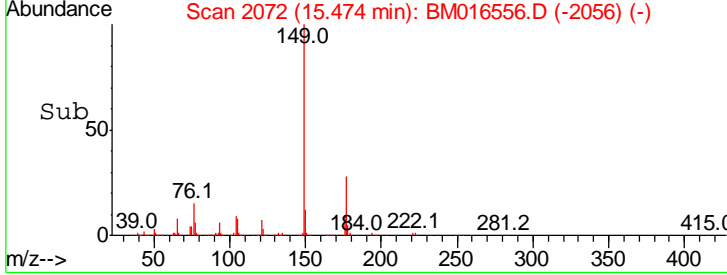
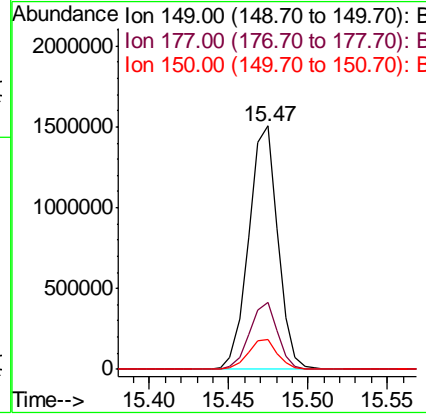
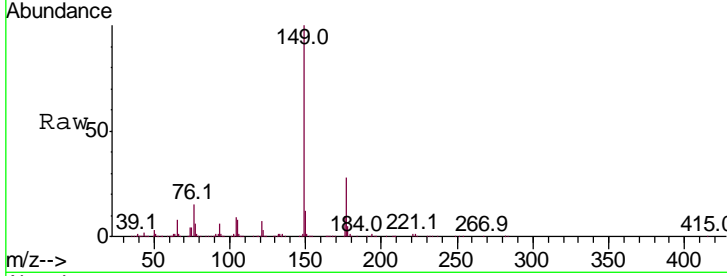




#59
 Diethylphthalate
 Concen: 46.919 ng
 RT: 15.47 min Scan# 2072
 Delta R.T. -0.01 min
 Lab File: BM016556.D
 Acq: 23 Aug 2018 15:05

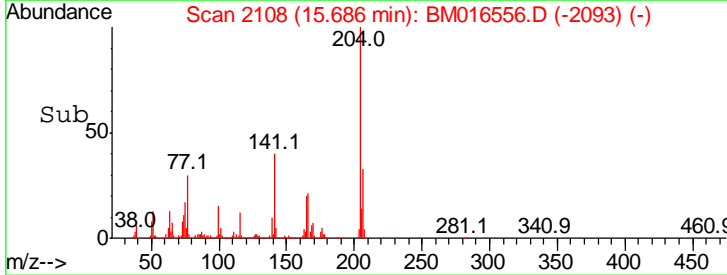
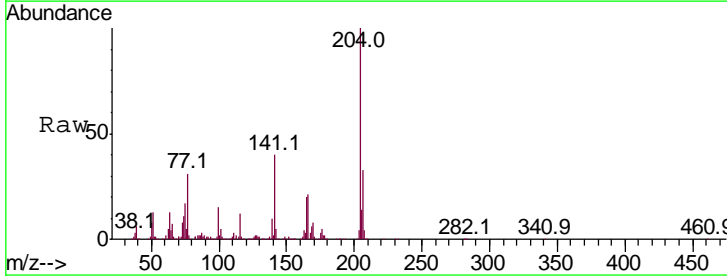
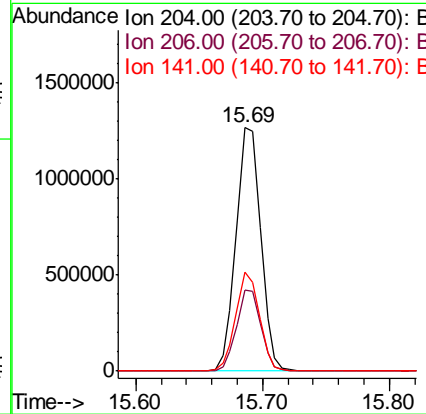
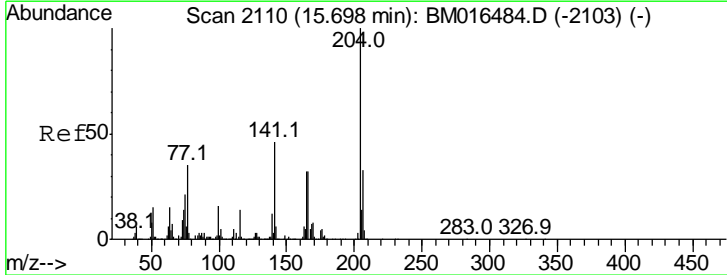
Instrument :
 BNA_M
 ClientSampled :

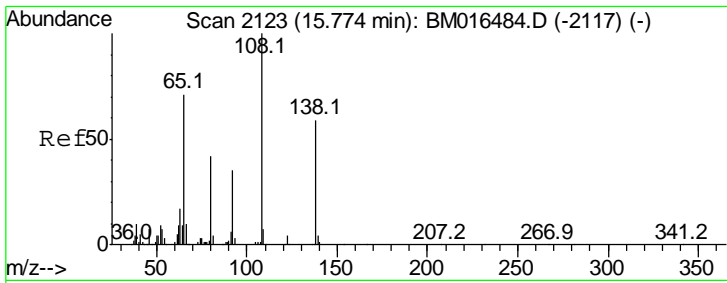
Tgt Ion	Resp	Lower	Upper
149	100		
177	27.5	18.3	27.5#
150	12.2	9.8	14.8



#60
 4-Chlorophenyl-phenylether
 Concen: 55.636 ng
 RT: 15.69 min Scan# 2108
 Delta R.T. -0.01 min
 Lab File: BM016556.D
 Acq: 23 Aug 2018 15:05

Tgt Ion	Resp	Lower	Upper
204	100		
206	33.5	26.6	39.8
141	40.5	45.2	67.8#

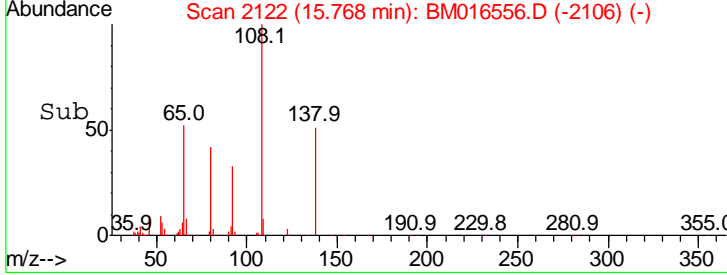
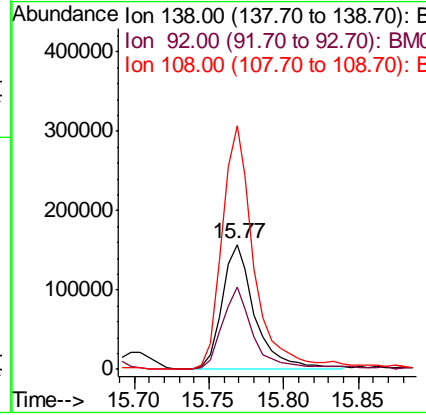
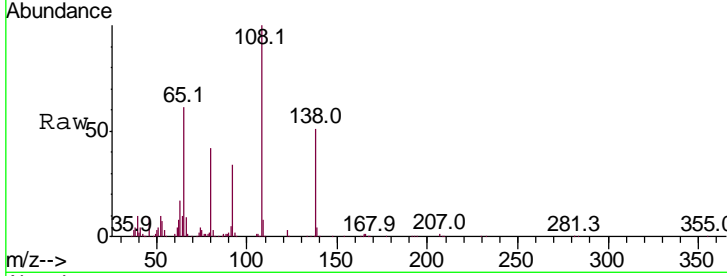




#61
 4-Nitroaniline
 Concen: 35.905 ng
 RT: 15.77 min Scan# 2122
 Delta R.T. -0.01 min
 Lab File: BM016556.D
 Acq: 23 Aug 2018 15:05

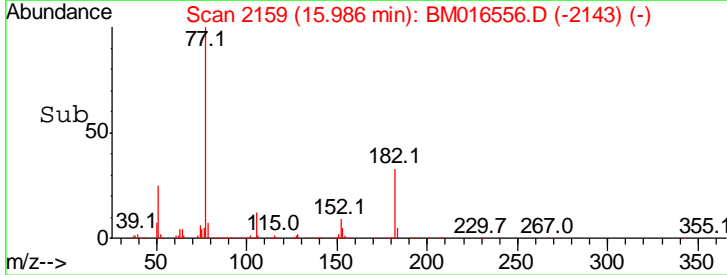
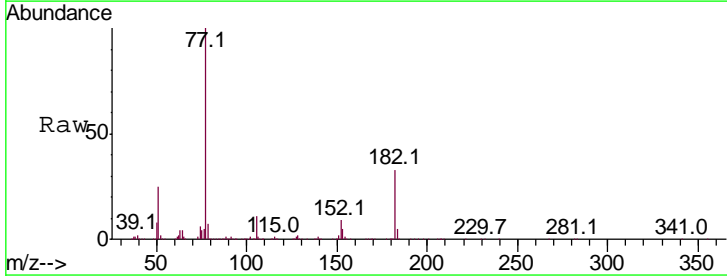
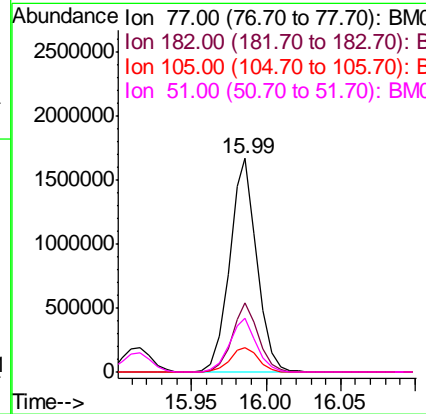
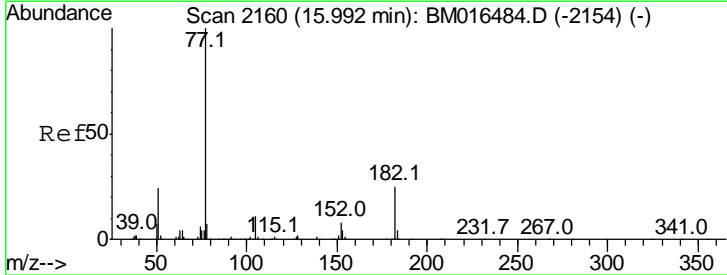
Instrument :
 BNA_M
 ClientSampled :

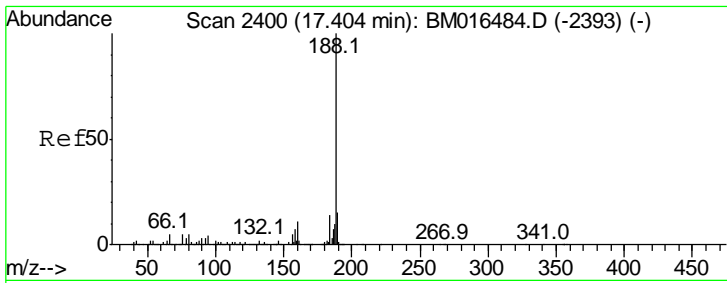
Tgt Ion	Resp	Lower	Upper
138	100		
92	66.4	16.7	56.7#
108	195.1	37.6	77.6#



#62
 Azobenzene
 Concen: 48.647 ng
 RT: 15.99 min Scan# 2159
 Delta R.T. -0.01 min
 Lab File: BM016556.D
 Acq: 23 Aug 2018 15:05

Tgt Ion	Resp	Lower	Upper
77	100		
182	32.5	6.5	46.5
105	11.5	3.8	43.8
51	25.3	5.5	45.5



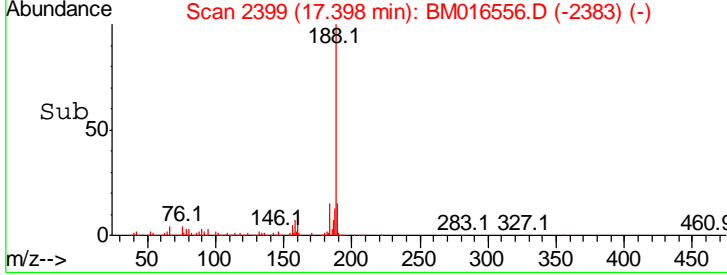
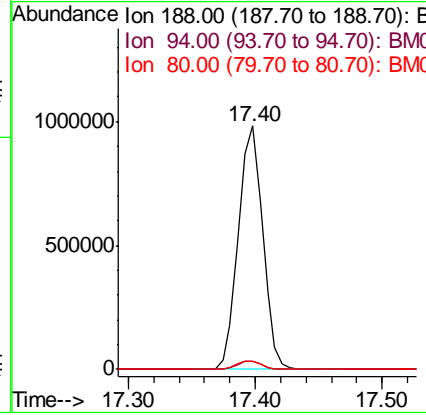
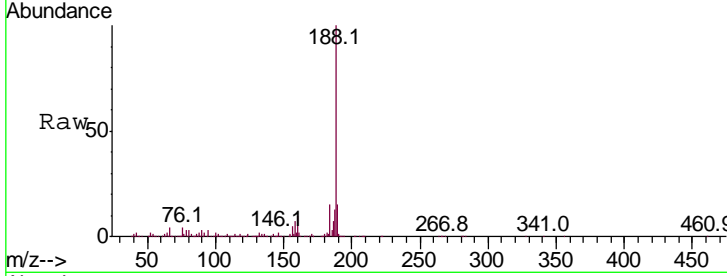


#63
 Phenanthrene-d10
 Concen: 20.000 ng
 RT: 17.40 min Scan# 2399
 Delta R.T. -0.01 min
 Lab File: BM016556.D
 Acq: 23 Aug 2018 15:05

Instrument :
 BNA_M
 ClientSampled :

Tgt Ion:188 Resp: 1305940

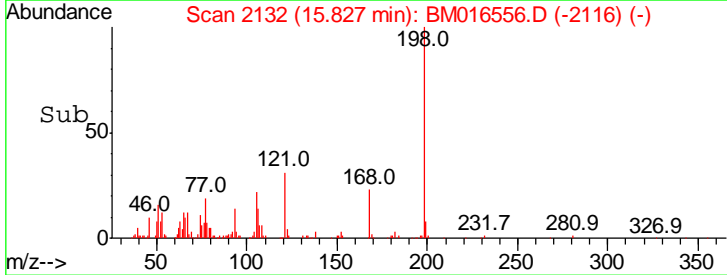
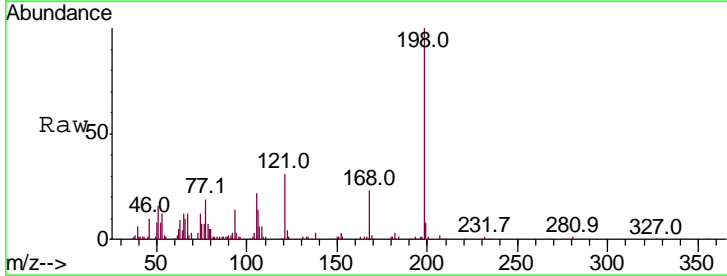
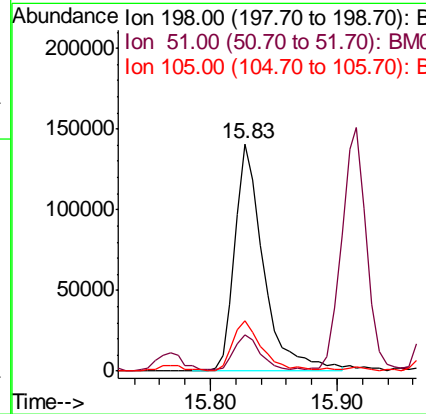
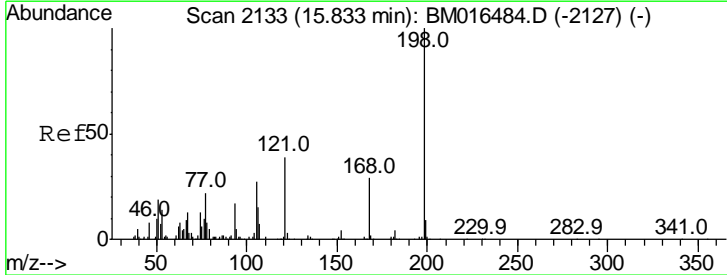
Ion	Ratio	Lower	Upper
188	100		
94	3.3	8.7	13.1#
80	3.4	9.3	13.9#

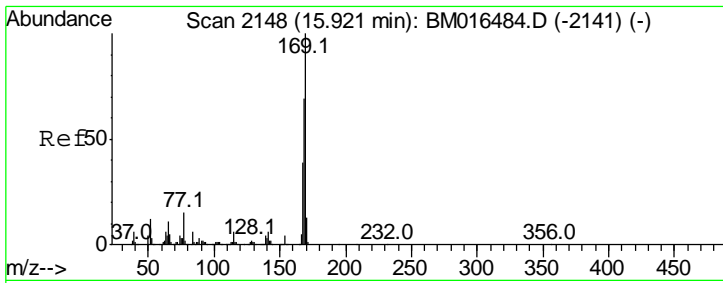


#64
 4,6-Dinitro-2-methylphenol
 Concen: 22.278 ng
 RT: 15.83 min Scan# 2132
 Delta R.T. -0.01 min
 Lab File: BM016556.D
 Acq: 23 Aug 2018 15:05

Tgt Ion:198 Resp: 221059

Ion	Ratio	Lower	Upper
198	100		
51	15.9	28.8	68.8#
105	22.0	30.5	70.5#

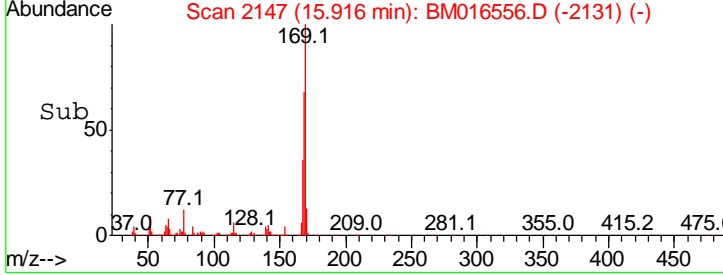
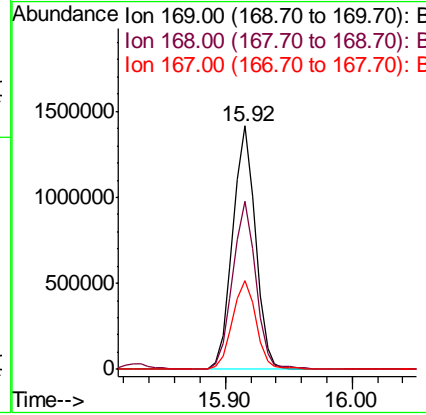
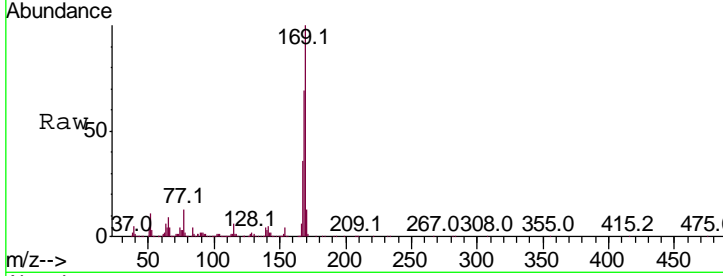




#65
 n-Nitrosodiphenylamine
 Concen: 47.777 ng
 RT: 15.92 min Scan# 2147
 Delta R.T. -0.01 min
 Lab File: BM016556.D
 Acq: 23 Aug 2018 15:05

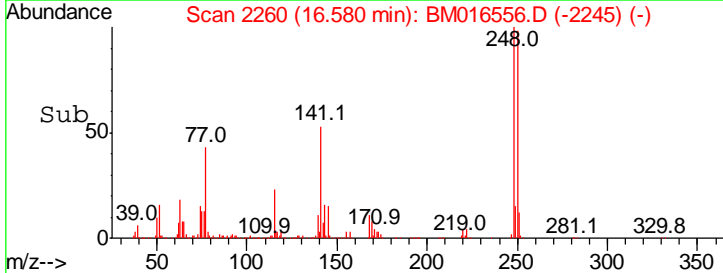
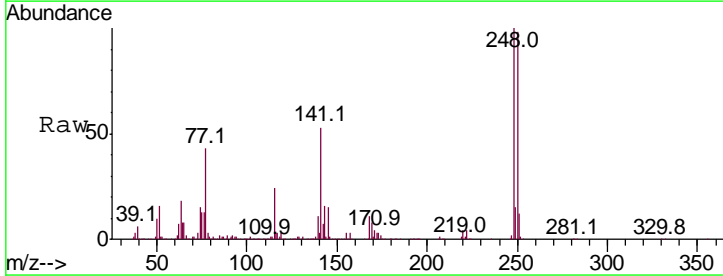
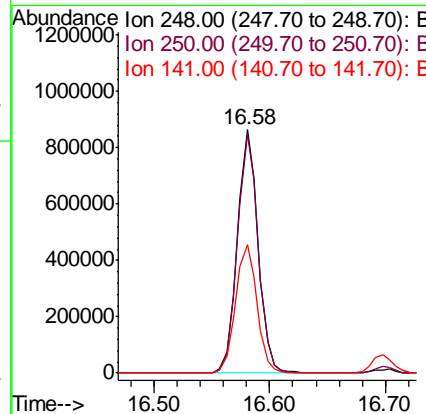
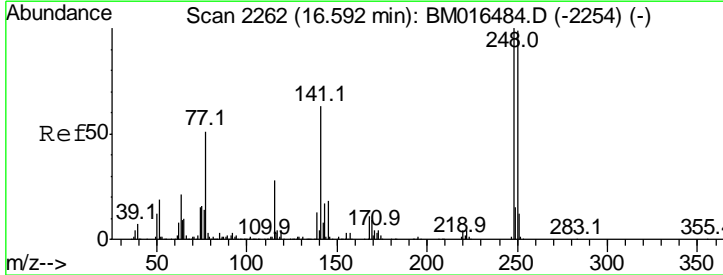
Instrument :
 BNA_M
 ClientSampled :

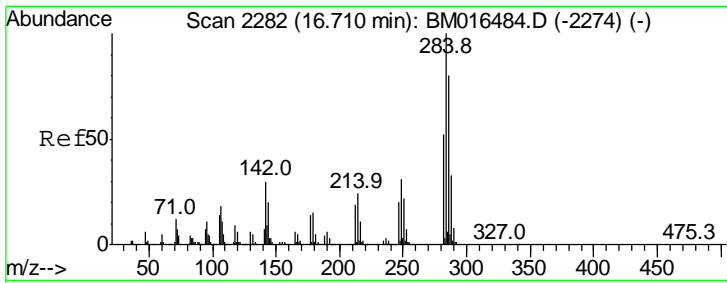
Tgt Ion	Resp	Lower	Upper
169	100		
168	69.3	53.9	80.9
167	36.4	28.9	43.3



#66
 4-Bromophenyl-phenylether
 Concen: 53.256 ng
 RT: 16.58 min Scan# 2260
 Delta R.T. -0.01 min
 Lab File: BM016556.D
 Acq: 23 Aug 2018 15:05

Tgt Ion	Resp	Lower	Upper
248	100		
250	98.1	77.4	116.0
141	52.9	45.2	67.8

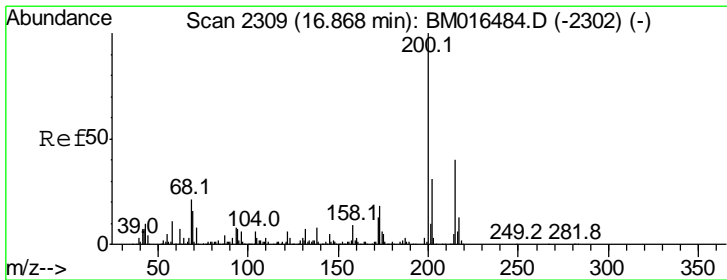
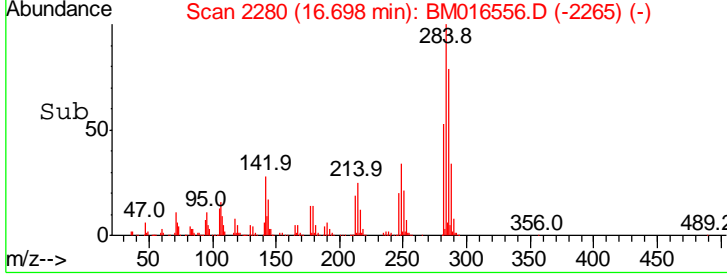
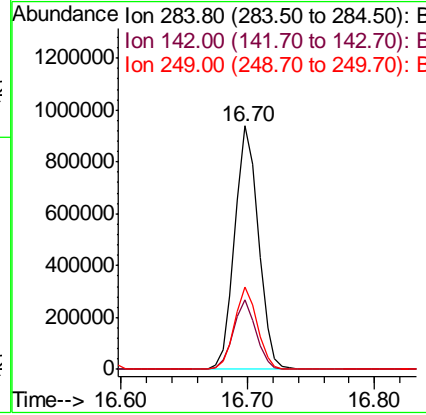
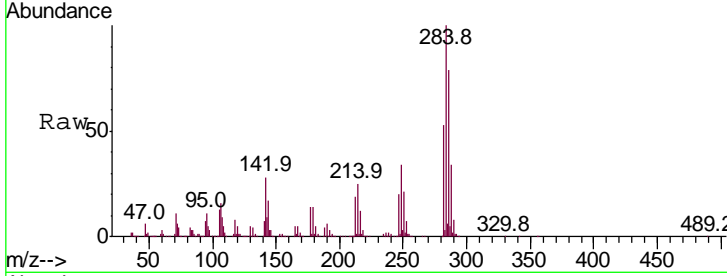




#67
Hexachlorobenzene
Concen: 51.480 ng
RT: 16.70 min Scan# 2280
Delta R.T. -0.01 min
Lab File: BM016556.D
Acq: 23 Aug 2018 15:05

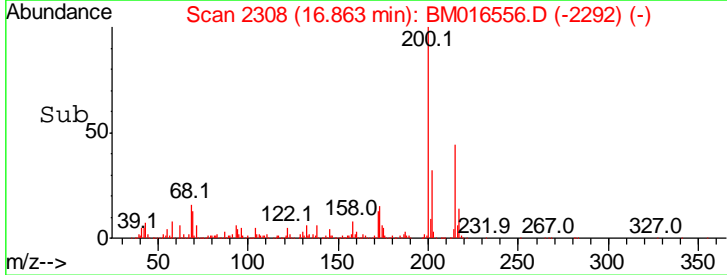
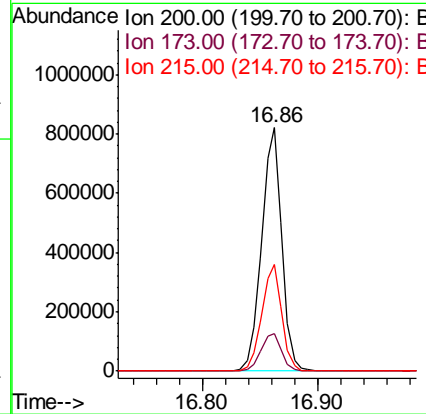
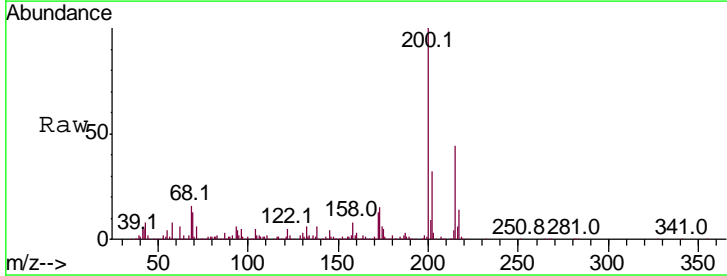
Instrument :
BNA_M
ClientSampled :

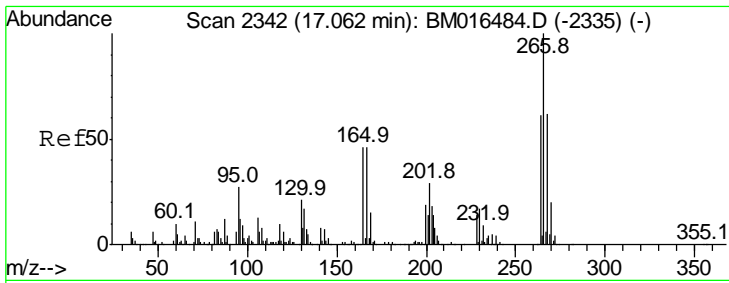
Tgt Ion	Resp	Lower	Upper
284	100		
142	28.4	20.4	30.6
249	33.9	23.8	35.6



#68
Atrazine
Concen: 59.638 ng
RT: 16.86 min Scan# 2308
Delta R.T. -0.01 min
Lab File: BM016556.D
Acq: 23 Aug 2018 15:05

Tgt Ion	Resp	Lower	Upper
200	100		
173	15.3	4.8	44.8
215	43.6	26.9	66.9

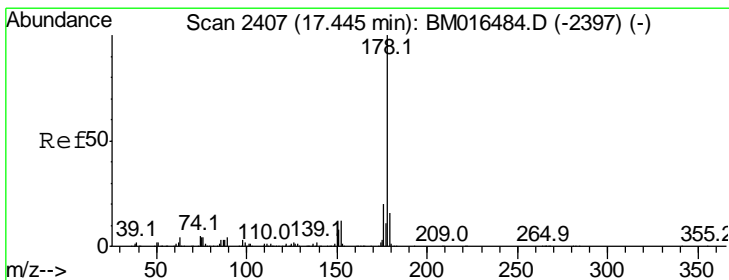
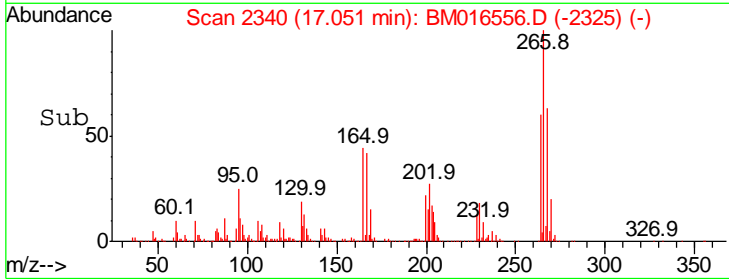
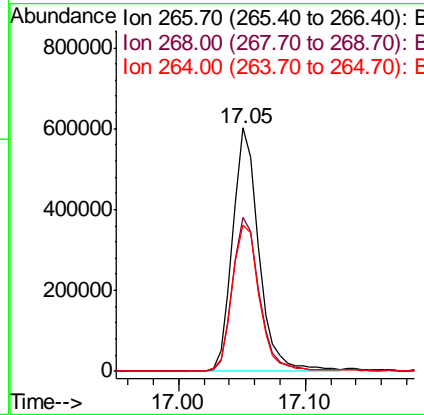
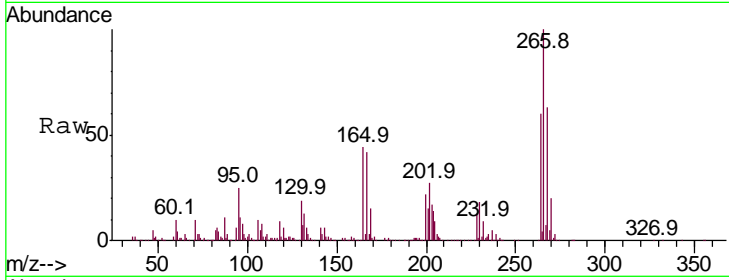




#69
 Pentachlorophenol
 Concen: 69.590 ng
 RT: 17.05 min Scan# 2340
 Delta R.T. -0.01 min
 Lab File: BM016556.D
 Acq: 23 Aug 2018 15:05

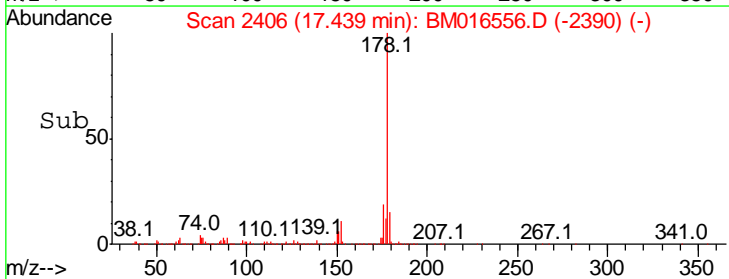
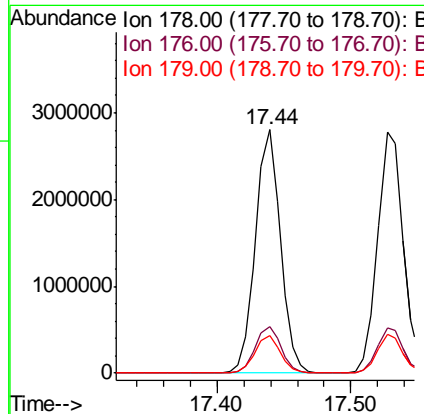
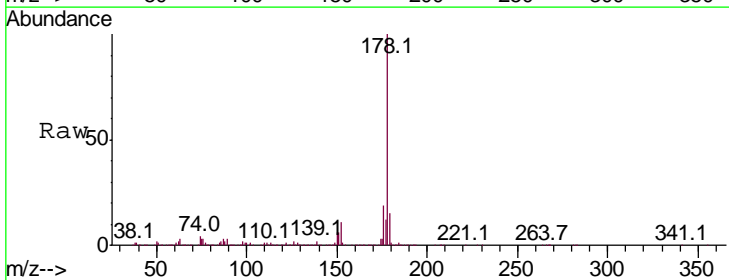
Instrument :
 BNA_M
 ClientSampled :

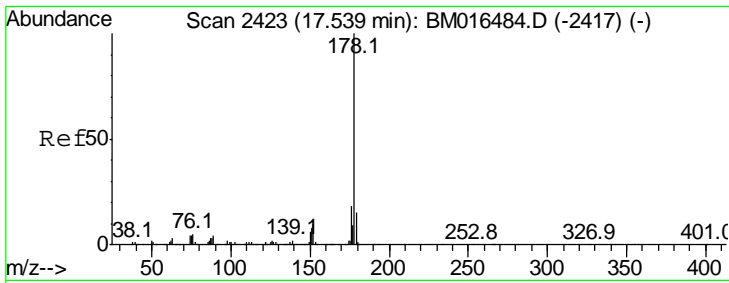
Tgt Ion	Resp	Lower	Upper
266	100		
268	63.4	52.0	78.0
264	60.0	49.0	73.4



#70
 Phenanthrene
 Concen: 53.530 ng
 RT: 17.44 min Scan# 2406
 Delta R.T. -0.01 min
 Lab File: BM016556.D
 Acq: 23 Aug 2018 15:05

Tgt Ion	Resp	Lower	Upper
178	100		
176	19.3	15.2	22.8
179	15.5	12.1	18.1

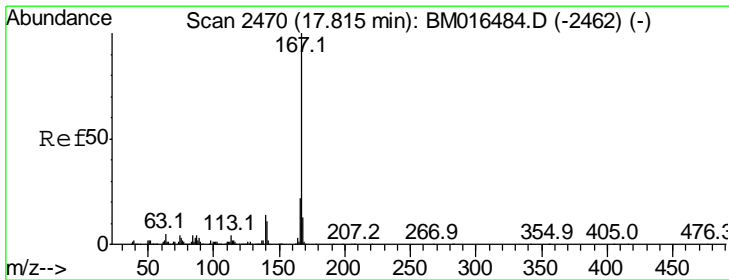
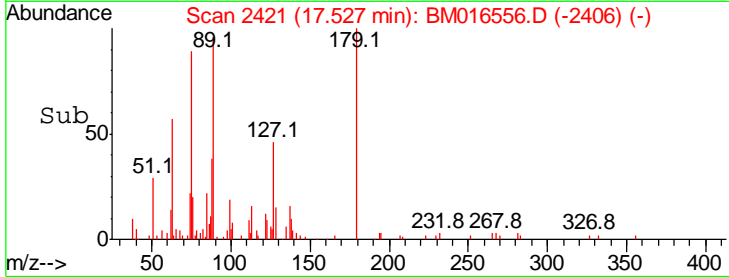
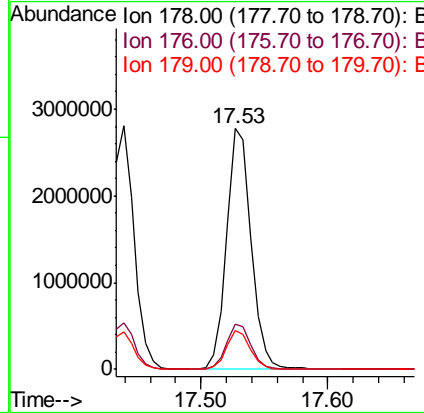
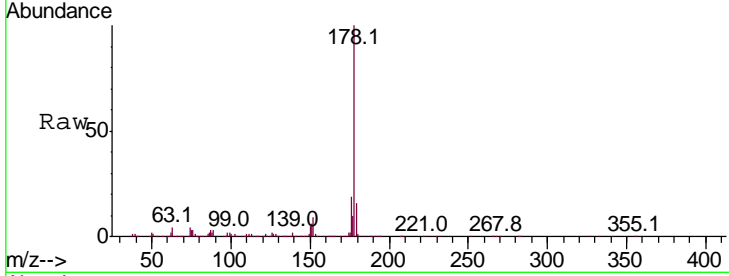




#71
 Anthracene
 Concen: 55.130 ng
 RT: 17.53 min Scan# 2421
 Delta R.T. -0.01 min
 Lab File: BM016556.D
 Acq: 23 Aug 2018 15:05

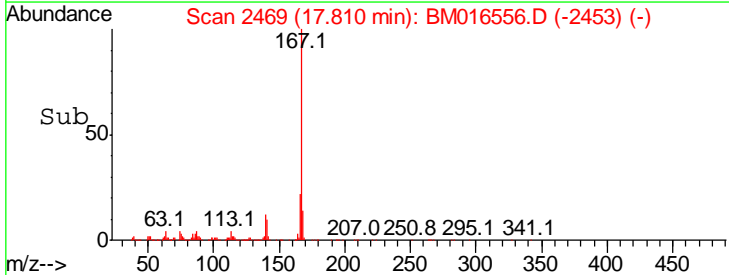
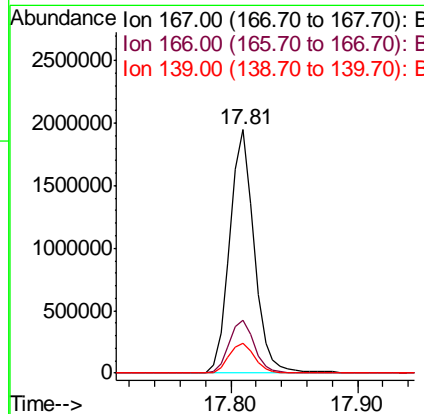
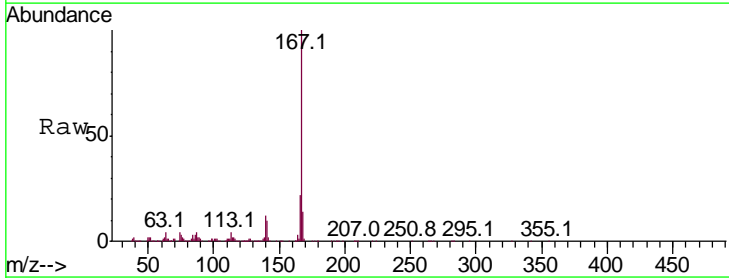
Instrument :
 BNA_M
 ClientSampled :

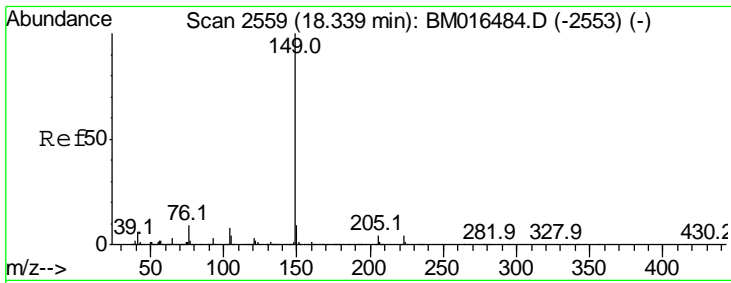
Tgt Ion	Resp	Lower	Upper
178	100		
176	18.6	14.6	22.0
179	16.4	12.6	19.0



#72
 Carbazole
 Concen: 43.047 ng
 RT: 17.81 min Scan# 2469
 Delta R.T. -0.01 min
 Lab File: BM016556.D
 Acq: 23 Aug 2018 15:05

Tgt Ion	Resp	Lower	Upper
167	100		
166	21.6	17.2	25.8
139	12.3	10.8	16.2

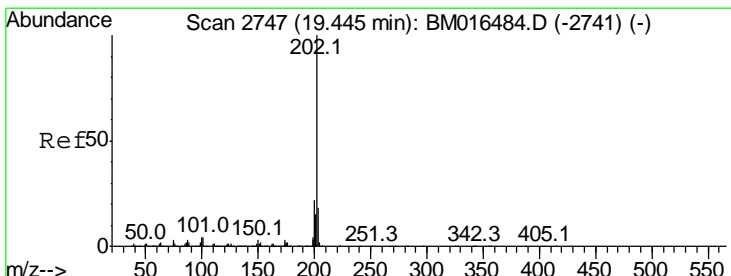
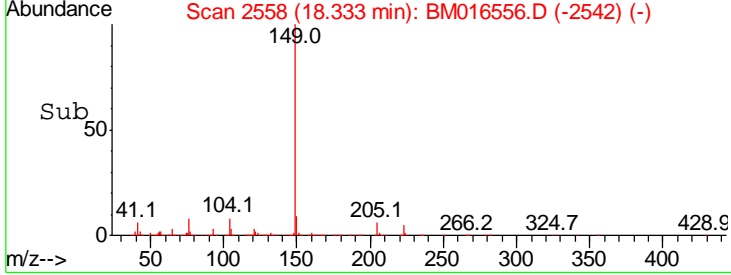
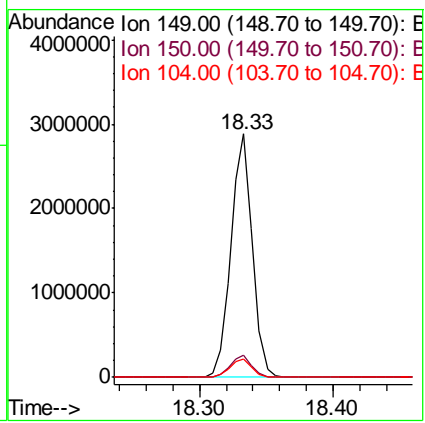
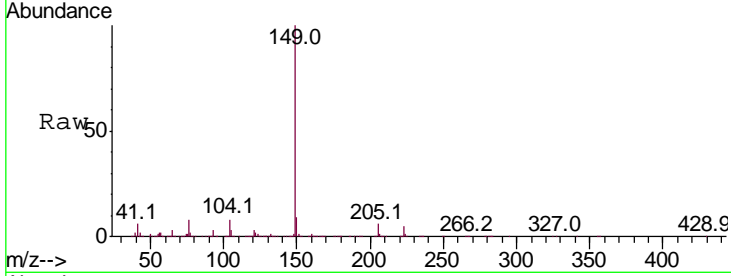




#73
 Di-n-butylphthalate
 Concen: 43.965 ng
 RT: 18.33 min Scan# 2558
 Delta R.T. -0.01 min
 Lab File: BM016556.D
 Acq: 23 Aug 2018 15:05

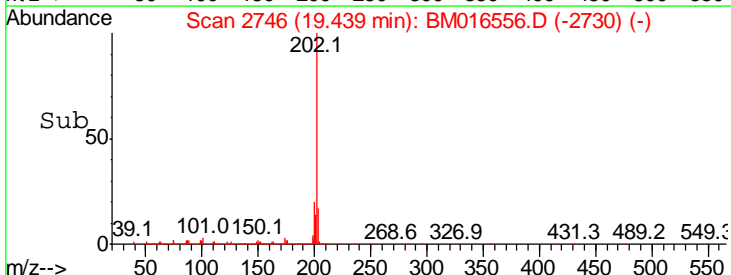
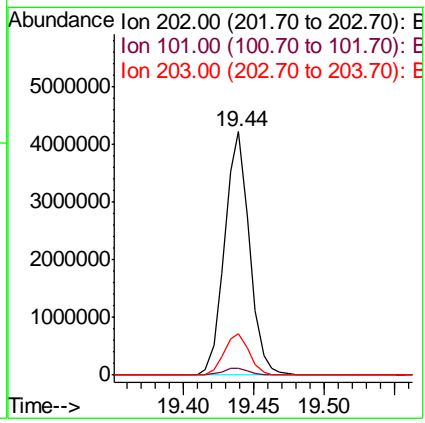
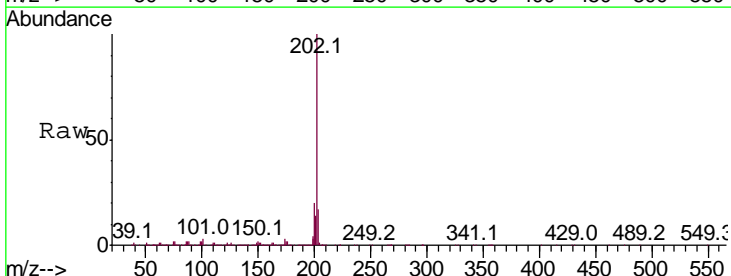
Instrument :
 BNA_M
 ClientSampled :

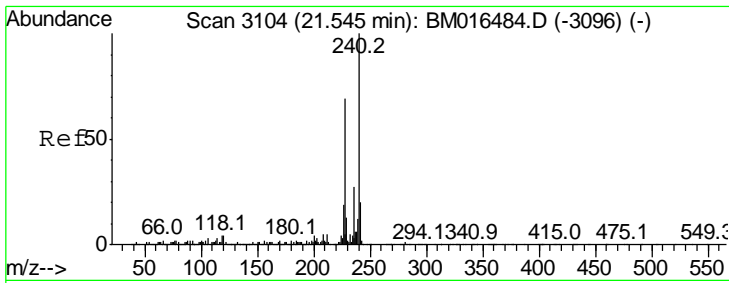
Tgt Ion	Resp	Lower	Upper
149	100		
150	9.0	7.5	11.3
104	7.7	3.7	5.5#



#74
 Fluoranthene
 Concen: 52.092 ng
 RT: 19.44 min Scan# 2746
 Delta R.T. -0.01 min
 Lab File: BM016556.D
 Acq: 23 Aug 2018 15:05

Tgt Ion	Resp	Lower	Upper
202	100		
101	2.7	0.0	28.7
203	17.1	0.0	37.2



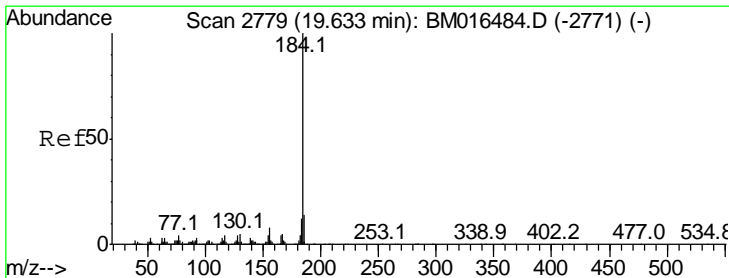
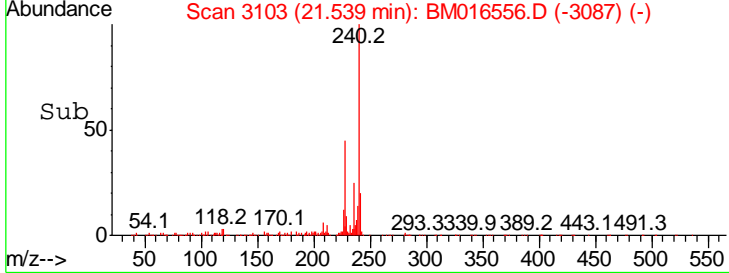
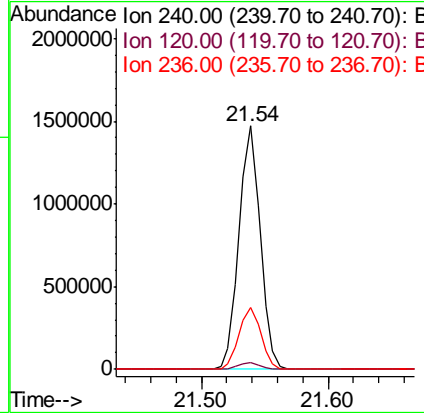
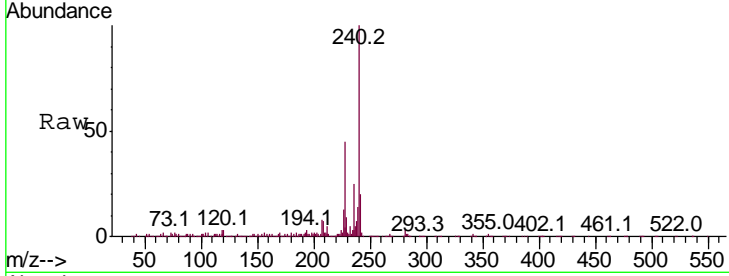


#75
 Chrysene-d12
 Concen: 20.000 ng
 RT: 21.54 min Scan# 3103
 Delta R.T. -0.01 min
 Lab File: BM016556.D
 Acq: 23 Aug 2018 15:05

Instrument :
 BNA_M
 ClientSampled :

Tgt Ion: 240 Resp: 1698538

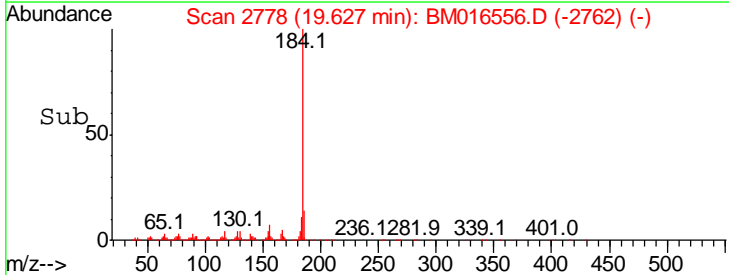
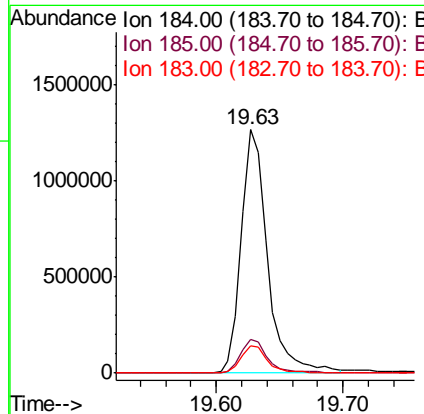
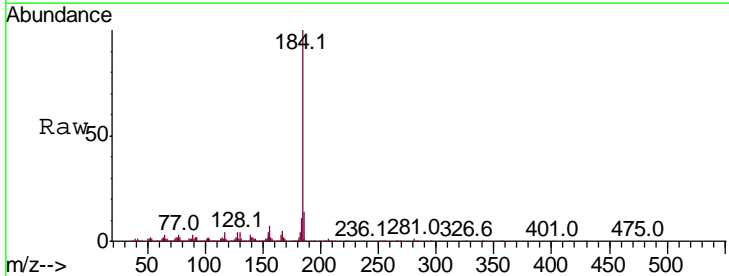
Ion	Ratio	Lower	Upper
240	100		
120	2.7	8.2	12.2#
236	25.2	20.0	30.0

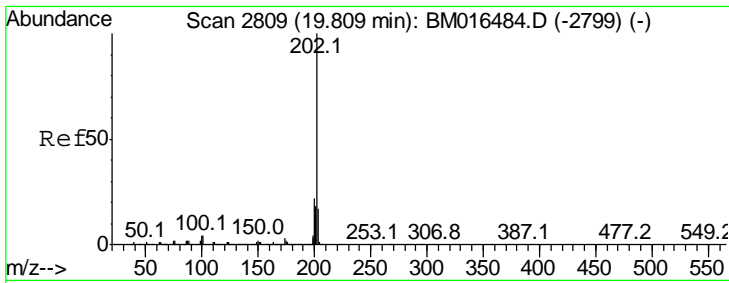


#76
 Benzidine
 Concen: 55.766 ng
 RT: 19.63 min Scan# 2778
 Delta R.T. -0.01 min
 Lab File: BM016556.D
 Acq: 23 Aug 2018 15:05

Tgt Ion: 184 Resp: 1821594

Ion	Ratio	Lower	Upper
184	100		
185	13.6	11.3	16.9
183	11.3	8.9	13.3



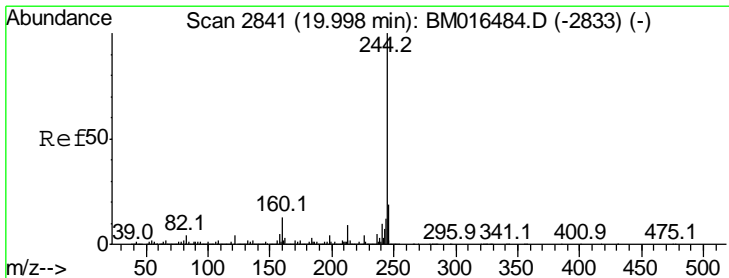
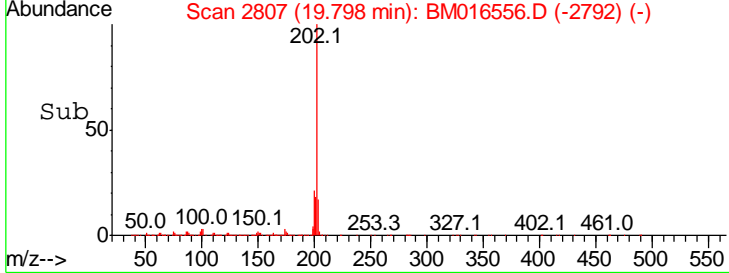
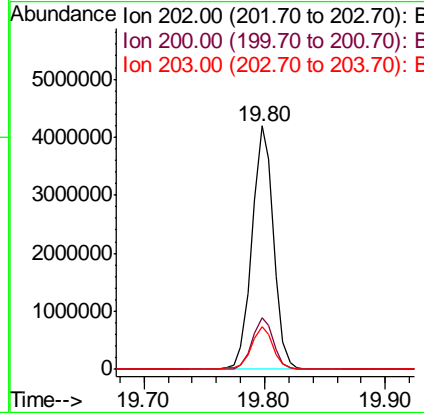
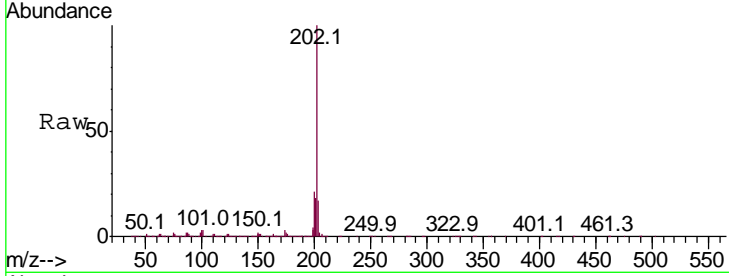


#77
 Pyrene
 Concen: 56.464 ng
 RT: 19.80 min Scan# 2807
 Delta R.T. -0.01 min
 Lab File: BM016556.D
 Acq: 23 Aug 2018 15:05

Instrument :
 BNA_M
 ClientSampled :

Tgt Ion: 202 Resp: 5212153

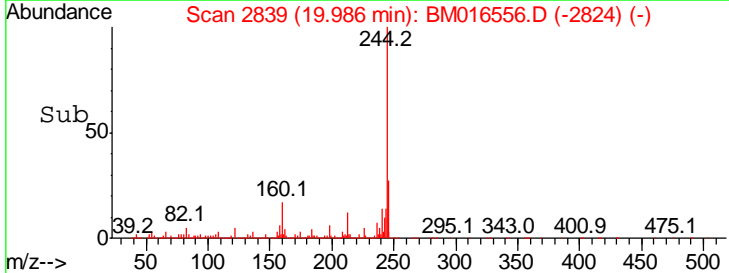
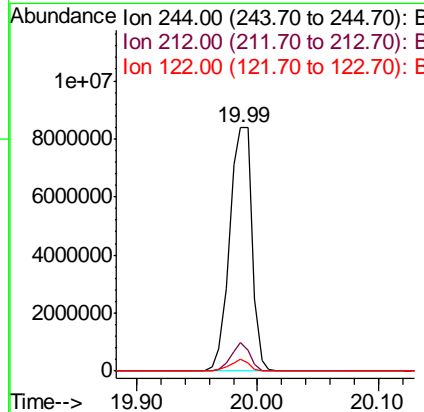
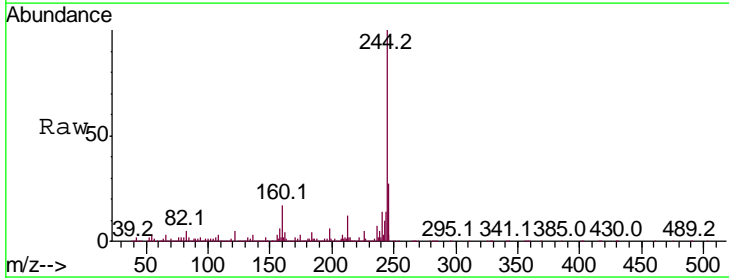
Ion	Ratio	Lower	Upper
202	100		
200	21.3	16.9	25.3
203	17.4	14.1	21.1

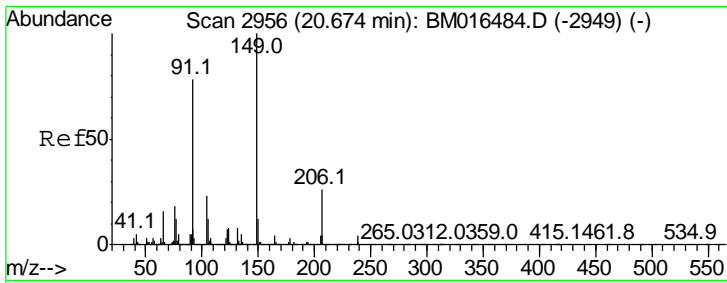


#78
 Terphenyl-d14
 Concen: 134.464 ng
 RT: 19.99 min Scan# 2839
 Delta R.T. -0.01 min
 Lab File: BM016556.D
 Acq: 23 Aug 2018 15:05

Tgt Ion: 244 Resp: 10790661

Ion	Ratio	Lower	Upper
244	100		
212	11.9	4.9	7.3#
122	5.0	6.2	9.4#



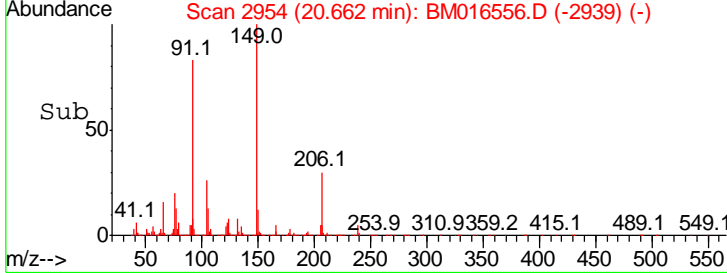
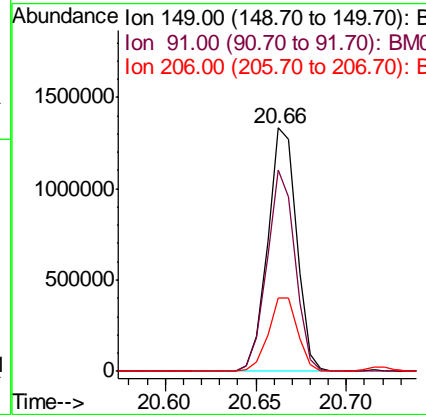
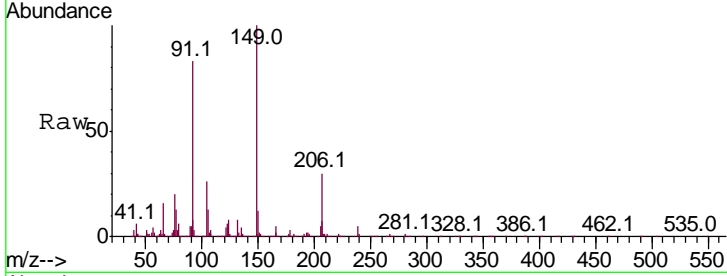


#79
 Butylbenzylphthalate
 Concen: 46.394 ng
 RT: 20.66 min Scan# 2954
 Delta R.T. -0.01 min
 Lab File: BM016556.D
 Acq: 23 Aug 2018 15:05

Instrument :
 BNA_M
 ClientSampled :

Tgt Ion:149 Resp: 1478248

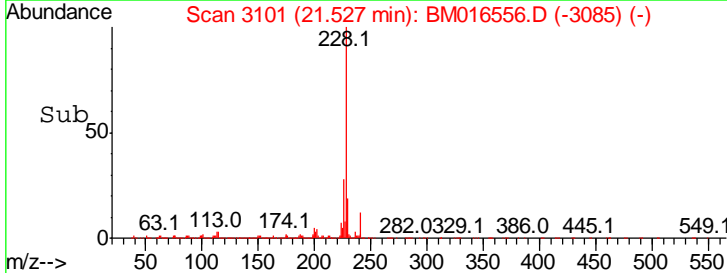
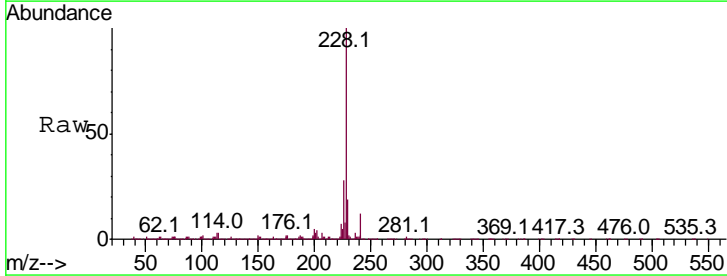
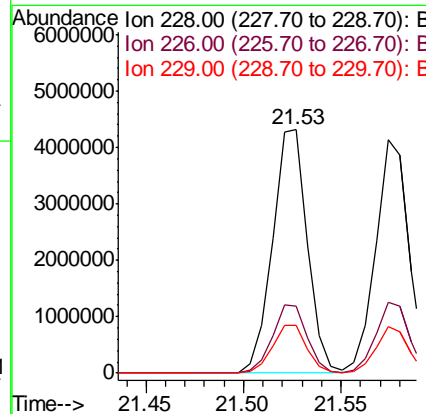
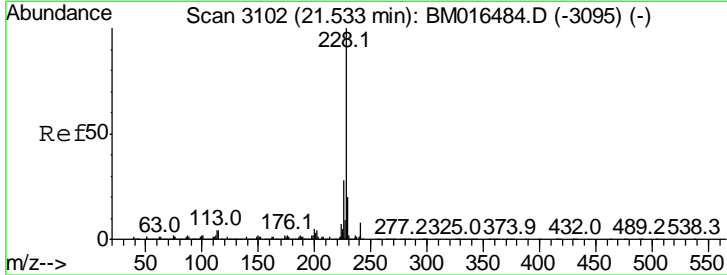
Ion	Ratio	Lower	Upper
149	100		
91	82.6	50.1	75.1#
206	30.1	16.2	24.2#

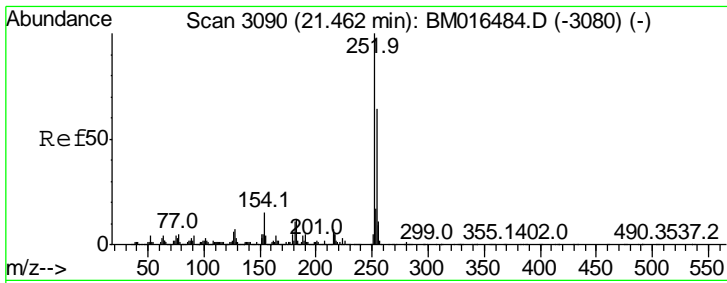


#80
 Benzo(a)anthracene
 Concen: 53.432 ng
 RT: 21.53 min Scan# 3101
 Delta R.T. -0.01 min
 Lab File: BM016556.D
 Acq: 23 Aug 2018 15:05

Tgt Ion:228 Resp: 5335694

Ion	Ratio	Lower	Upper
228	100		
226	27.6	21.7	32.5
229	19.4	16.0	24.0

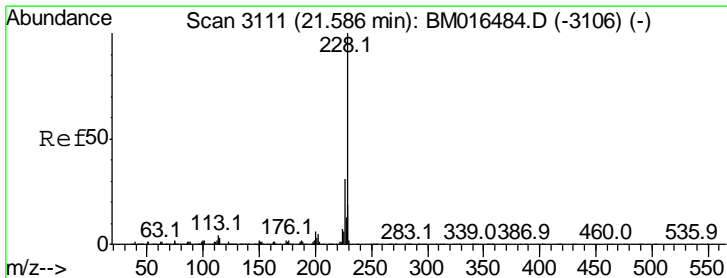
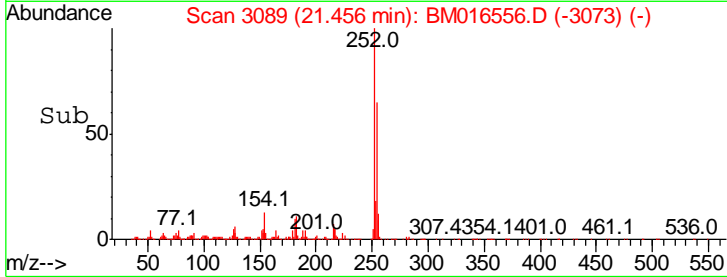
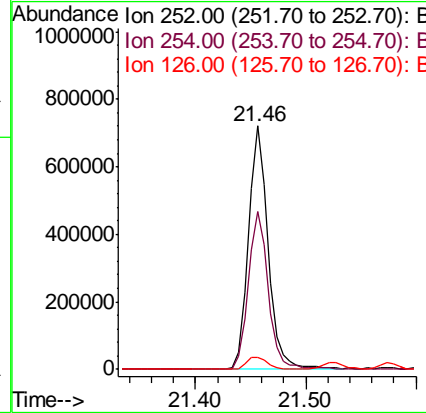
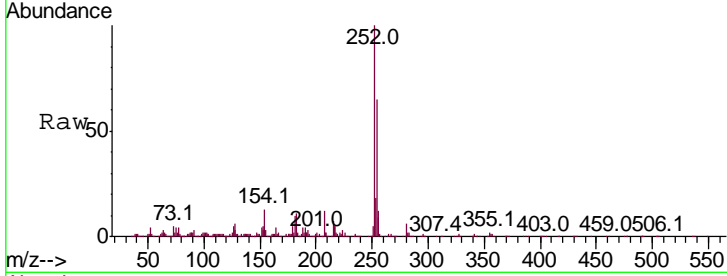




#81
 3,3'-Dichlorobenzidine
 Concen: 20.336 ng
 RT: 21.46 min Scan# 3089
 Delta R.T. -0.01 min
 Lab File: BM016556.D
 Acq: 23 Aug 2018 15:05

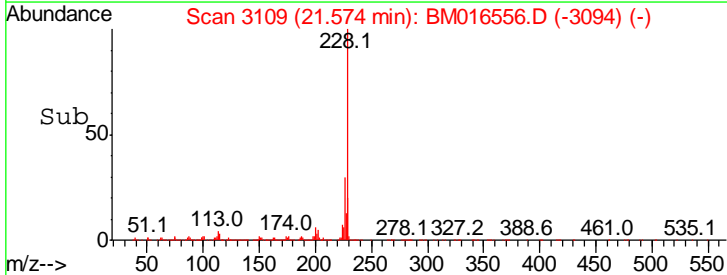
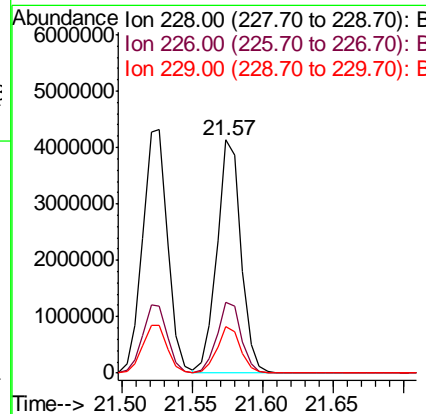
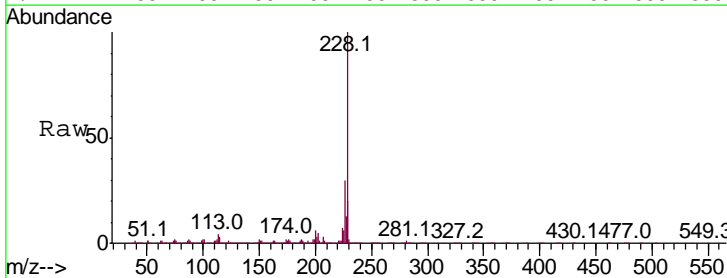
Instrument :
 BNA_M
 ClientSampled :

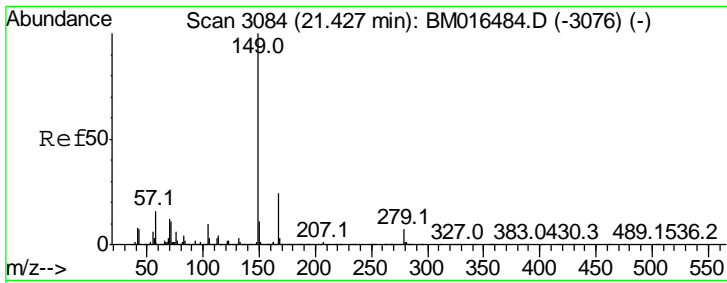
Tgt Ion	Resp	Lower	Upper
252	100		
254	64.8	51.9	77.9
126	4.8	9.8	14.8#



#82
 Chrysene
 Concen: 51.352 ng
 RT: 21.57 min Scan# 3109
 Delta R.T. -0.01 min
 Lab File: BM016556.D
 Acq: 23 Aug 2018 15:05

Tgt Ion	Resp	Lower	Upper
228	100		
226	30.4	24.1	36.1
229	19.9	15.5	23.3

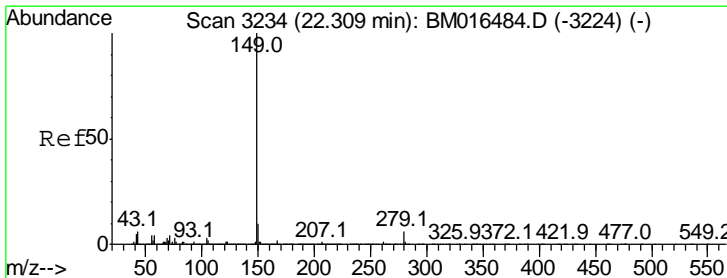
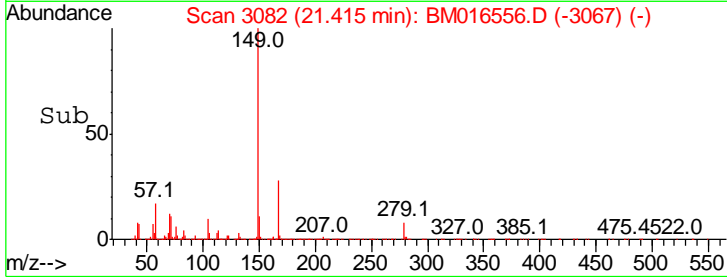
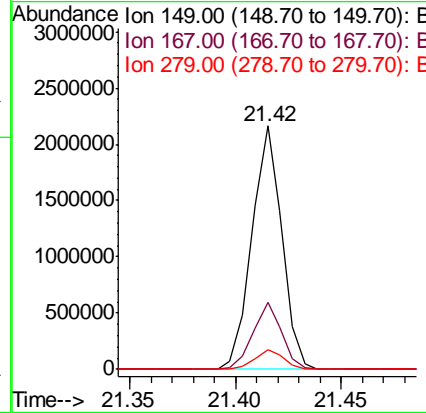
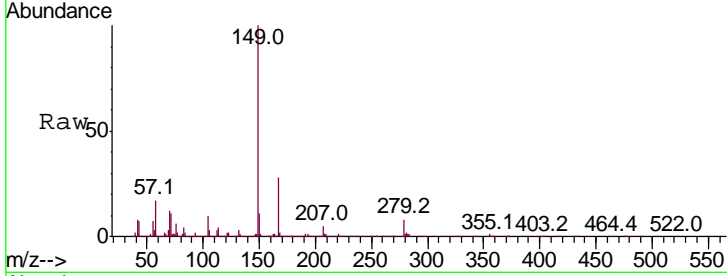




#83
 Bis(2-ethylhexyl)phthalate
 Concen: 44.882 ng
 RT: 21.42 min Scan# 3082
 Delta R.T. -0.01 min
 Lab File: BM016556.D
 Acq: 23 Aug 2018 15:05

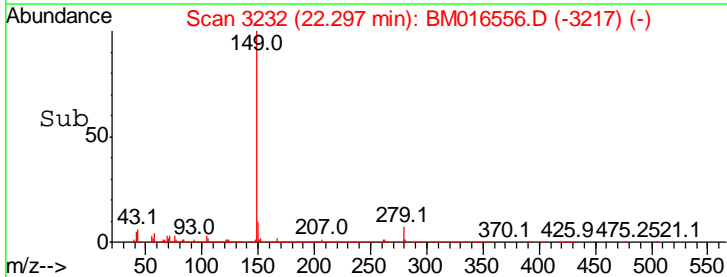
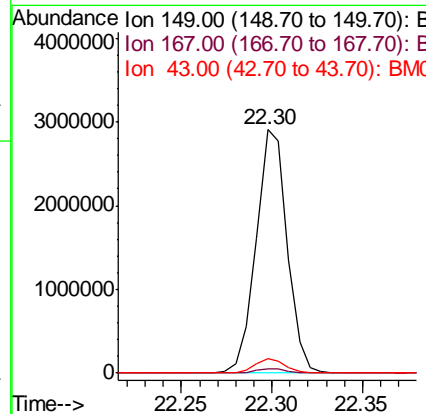
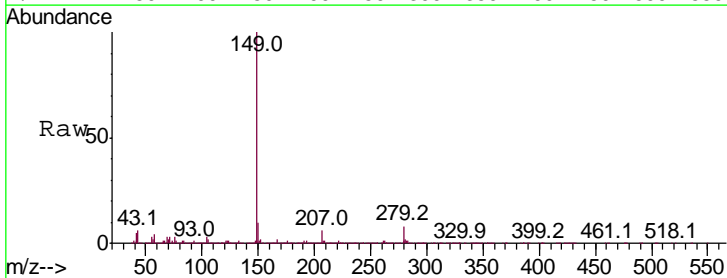
Instrument :
 BNA_M
 ClientSampled :

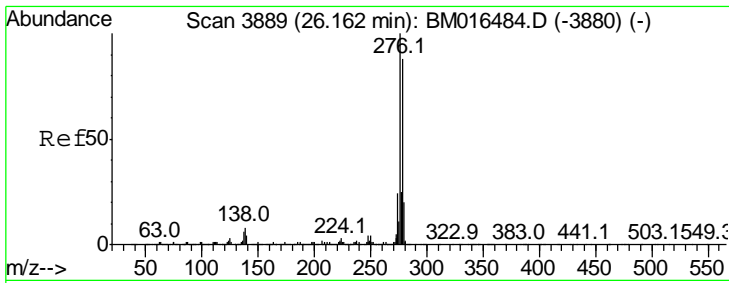
Tgt Ion	Resp	Lower	Upper
149	100		
167	27.6	22.4	33.6
279	8.0	3.4	5.0



#84
 Di-n-octyl phthalate
 Concen: 43.709 ng
 RT: 22.30 min Scan# 3232
 Delta R.T. -0.01 min
 Lab File: BM016556.D
 Acq: 23 Aug 2018 15:05

Tgt Ion	Resp	Lower	Upper
149	100		
167	1.8	1.2	1.8
43	5.8	7.3	10.9

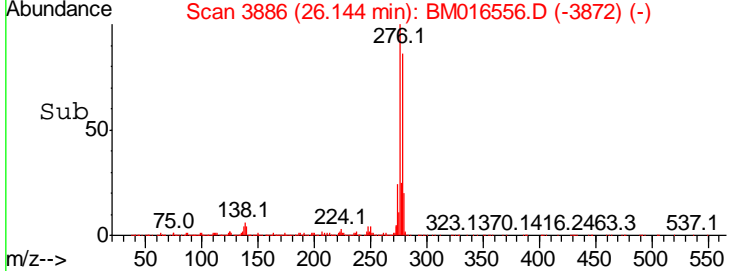
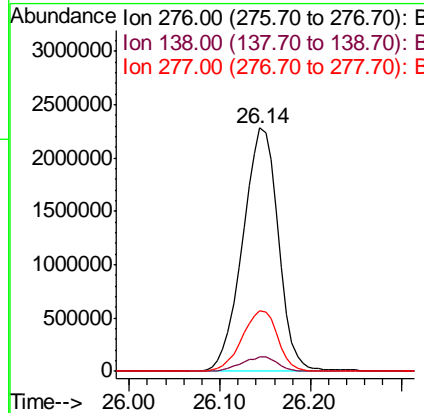
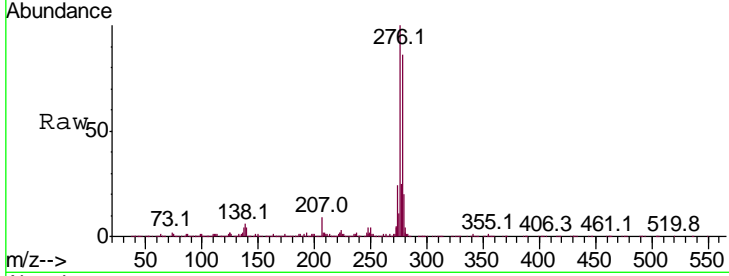




#85
 Indeno(1,2,3-cd)pyrene
 Concen: 45.382 ng
 RT: 26.14 min Scan# 3886
 Delta R.T. -0.02 min
 Lab File: BM016556.D
 Acq: 23 Aug 2018 15:05

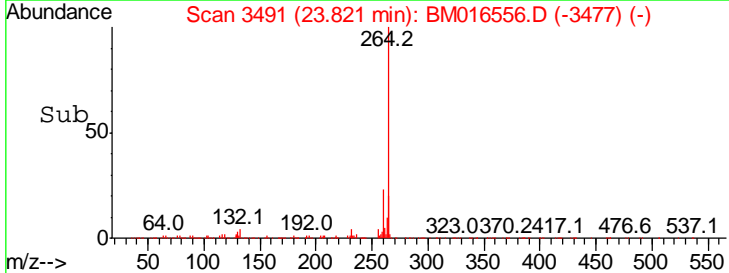
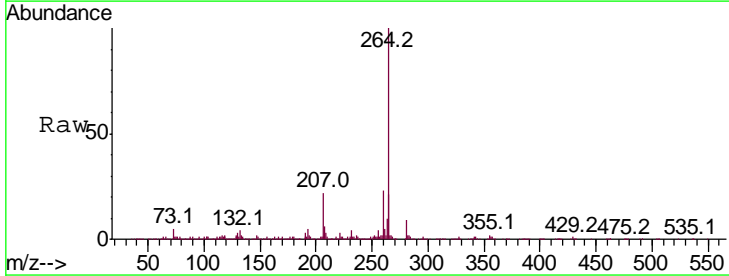
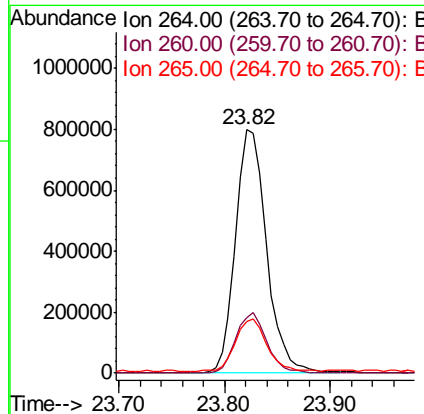
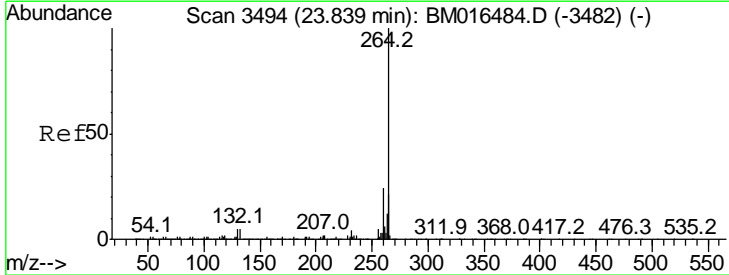
Instrument :
 BNA_M
 ClientSampled :

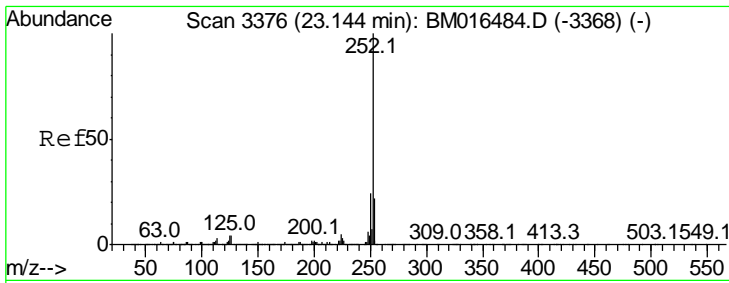
Tgt Ion	Resp	Lower	Upper
276	100		
138	6.1	12.0	18.0#
277	25.2	20.0	30.0



#86
 Perylene-d12
 Concen: 20.000 ng
 RT: 23.82 min Scan# 3491
 Delta R.T. -0.02 min
 Lab File: BM016556.D
 Acq: 23 Aug 2018 15:05

Tgt Ion	Resp	Lower	Upper
264	100		
260	23.0	18.6	27.8
265	21.1	17.3	25.9



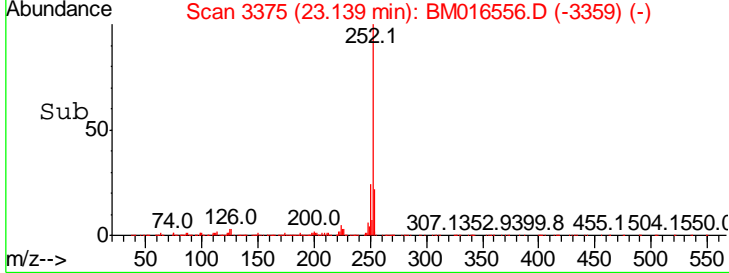
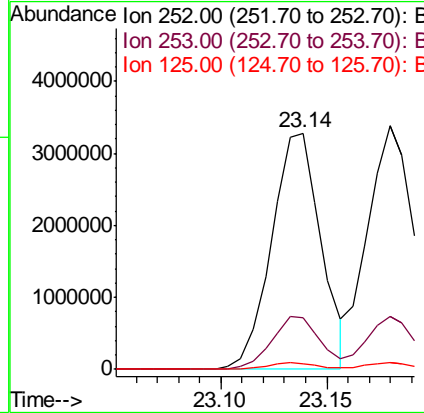
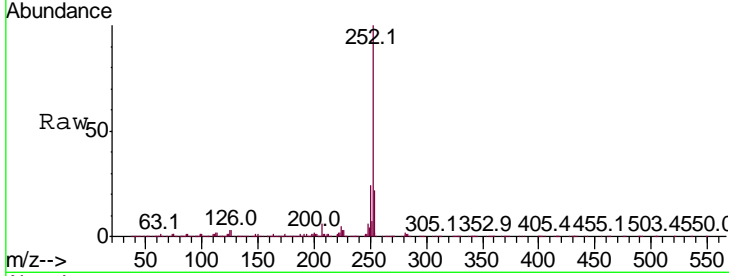


#87
 Benzo(b)fluoranthene
 Concen: 56.782 ng
 RT: 23.14 min Scan# 3375
 Delta R.T. -0.01 min
 Lab File: BM016556.D
 Acq: 23 Aug 2018 15:05

Instrument :
 BNA_M
 ClientSampled :

Tgt Ion: 252 Resp: 5336225

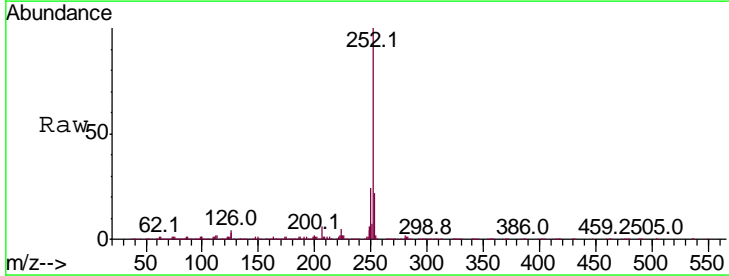
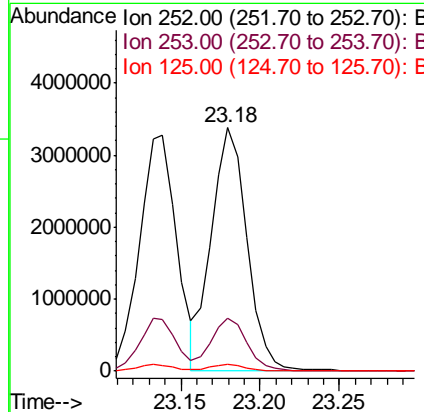
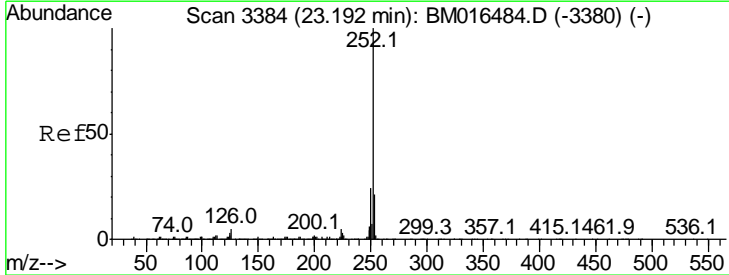
Ion	Ratio	Lower	Upper
252	100		
253	21.8	18.0	27.0
125	2.5	9.9	14.9#

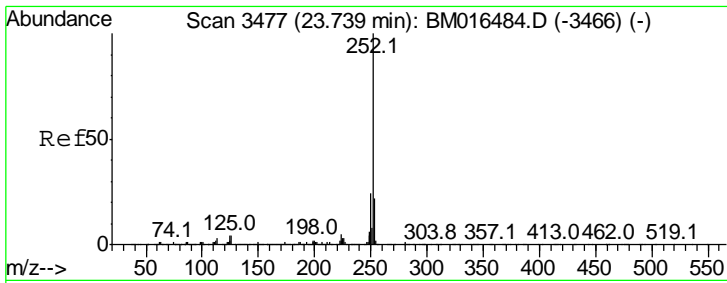


#88
 Benzo(k)fluoranthene
 Concen: 55.072 ng
 RT: 23.18 min Scan# 3382
 Delta R.T. -0.01 min
 Lab File: BM016556.D
 Acq: 23 Aug 2018 15:05

Tgt Ion: 252 Resp: 5266000

Ion	Ratio	Lower	Upper
252	100		
253	21.6	17.2	25.8
125	2.7	8.1	12.1#



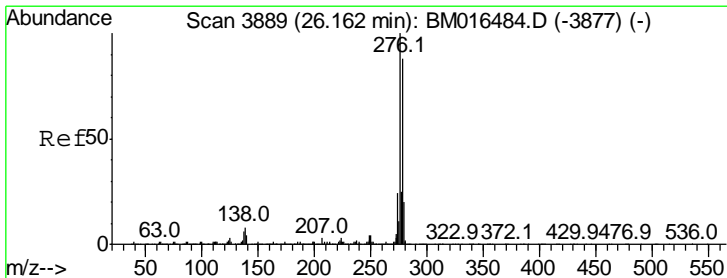
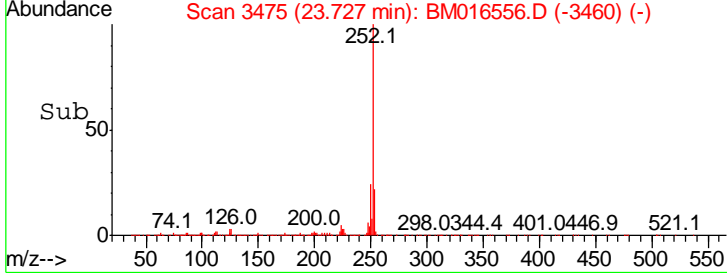
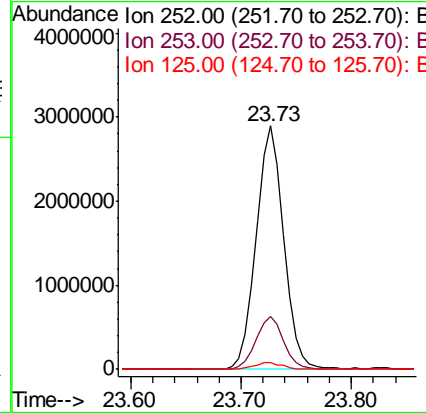
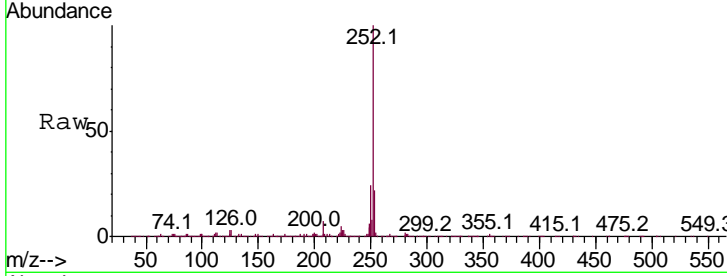


#89
 Benzo(a)pyrene
 Concen: 55.445 ng
 RT: 23.73 min Scan# 3475
 Delta R.T. -0.01 min
 Lab File: BM016556.D
 Acq: 23 Aug 2018 15:05

Instrument :
 BNA_M
 ClientSampled :

Tgt Ion: 252 Resp: 5069943

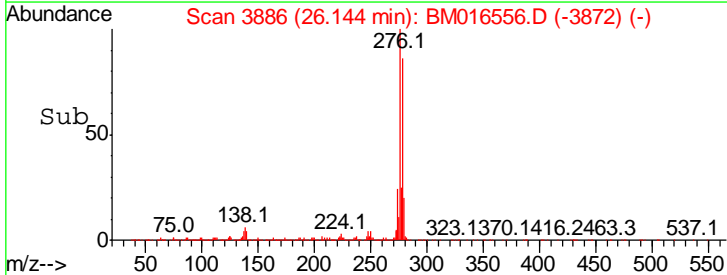
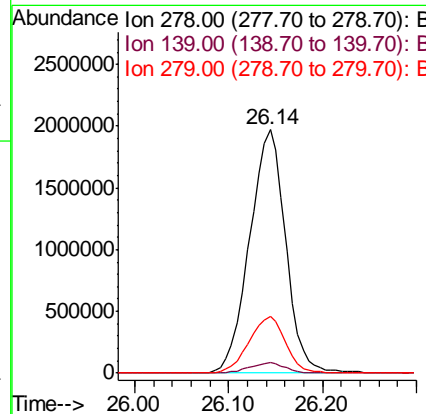
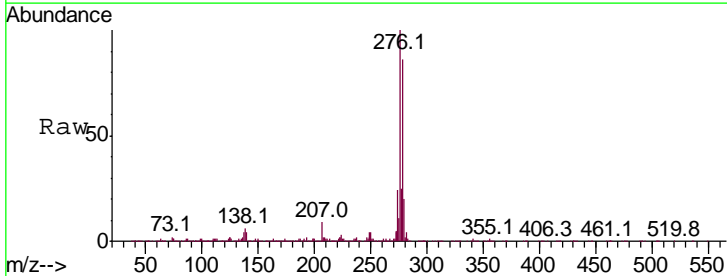
Ion	Ratio	Lower	Upper
252	100		
253	21.8	17.6	26.4
125	2.7	7.4	11.2#

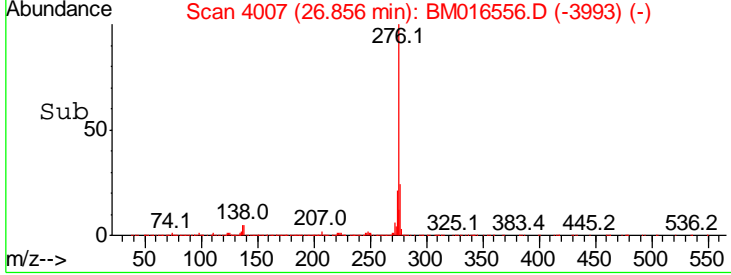
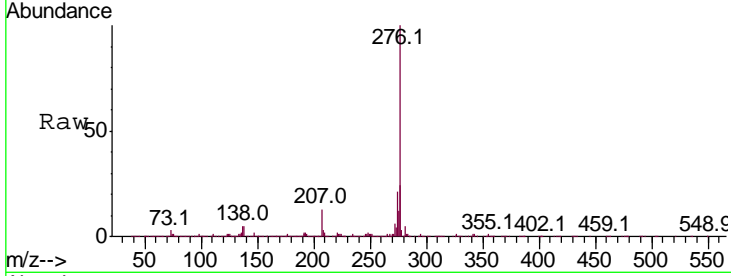
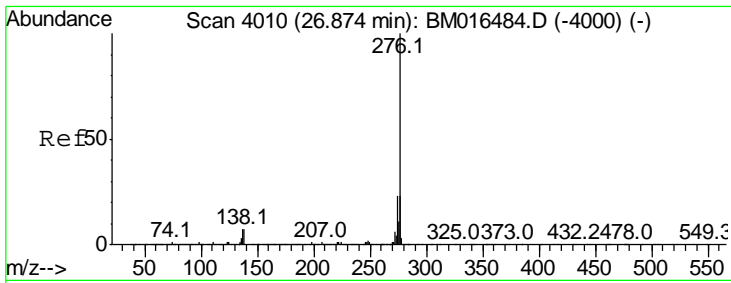


#90
 Dibenzo(a,h)anthracene
 Concen: 50.994 ng
 RT: 26.14 min Scan# 3886
 Delta R.T. -0.02 min
 Lab File: BM016556.D
 Acq: 23 Aug 2018 15:05

Tgt Ion: 278 Resp: 5225789

Ion	Ratio	Lower	Upper
278	100		
139	4.2	13.4	20.0#
279	23.5	19.0	28.4





#91
 Benzo(a,h,i)perylene
 Concen: 51.091 ng
 RT: 26.86 min Scan# 4007
 Delta R.T. -0.02 min
 Lab File: BM016556.D
 Acq: 23 Aug 2018 15:05

Instrument :
 BNA_M
 ClientSampled :

Tot Ion: 276 Resp: 4699780

Ion	Ratio	Lower	Upper
276	100		
277	23.6	18.5	27.7
138	5.3	19.0	28.6#

