

Data Path : Z:\svoasrv\HPCHEM1\BNA_M\Data\BM012425\
 Data File : BM049437.D
 Acq On : 24 Jan 2025 15:56
 Operator : RC/JU
 Sample : Q1086-18
 Misc :
 ALS Vial : 5 Sample Multiplier: 1

Instrument :
 BNA_M
ClientSampleId :
 C0AE3

Manual Integrations
APPROVED
 Reviewed By :Yogesh Patel 01/27/2025
 Supervised By :mohammad ahmed 01/27/2025

Quant Time: Jan 24 23:01:30 2025
 Quant Method : Z:\svoasrv\HPCHEM1\BNA_M\Methods\SFAM-EPA-BM011325.MA.M
 Quant Title : SVOA CALIBRATION
 QLast Update : Mon Jan 13 16:56:06 2025
 Response via : Initial Calibration

Compound	R.T.	QIon	Response	Conc	Units	Dev(Min)
Internal Standards						
1) 1,4-Dichlorobenzene-d4	7.516	152	210973	20.000	ng/u1	0.00
20) Naphthalene-d8	10.275	136	797348	20.000	ng/u1	-0.01
38) Acenaphthene-d10	14.157	164	537127	20.000	ng/u1	0.00
64) Phenanthrene-d10	16.909	188	1114332	20.000	ng/u1	0.00
79) Chrysene-d12	21.139	240	1081555	20.000	ng/u1	0.00
88) Perylene-d12	23.915	264	974897	20.000	ng/u1	-0.02
System Monitoring Compounds						
3) 1,4-Dioxane-d8	3.116	96	32795	6.432	ng/uL	0.00
4) Pyridine-d5	3.516	84	79444	4.894	ng/u1	0.00
7) Phenol-d5	6.710	99	134639	7.602	ng/u1	0.00
9) Bis-(2-Chloroethyl)eth...	6.863	67	367618	31.174	ng/u1	-0.01
11) 2-Chlorophenol-d4	7.057	132	354308	26.152	ng/u1	0.00
15) 4-Methylphenol-d8	8.228	113	235595	17.155	ng/u1	-0.01
21) Nitrobenzene-d5	8.657	128	189974	31.244	ng/u1	-0.01
24) 2-Nitrophenol-d4	9.375	143	205228	30.193	ng/u1	0.00
28) 2,4-Dichlorophenol-d3	9.910	165	418768	30.192	ng/u1	0.00
31) 4-Chloroaniline-d4	10.422	131	223172	12.228	ng/u1	0.00
46) Dimethylphthalate-d6	13.580	166	1321982	33.068	ng/u1	0.00
49) Acenaphthylene-d8	13.845	160	1522433	33.359	ng/u1	0.00
54) 4-Nitrophenol-d4	14.392	143	36896m	5.573	ng/u1	0.00
60) Fluorene-d10	15.157	176	1214052	35.153	ng/u1	0.00
65) 4,6-Dinitro-2-methylph...	15.286	200	181352	25.536	ng/u1	0.00
73) Anthracene-d10	17.009	188	1889214	34.296	ng/u1	0.00
81) Pyrene-d10	19.315	212	2259713	34.330	ng/u1	0.00
92) Benzo(a)pyrene-d12	23.733	264	1677845	32.060	ng/u1	-0.01
Target Compounds						
2) 1,4-Dioxane	3.151	88	95244m	17.050	ng/uL	Qvalue

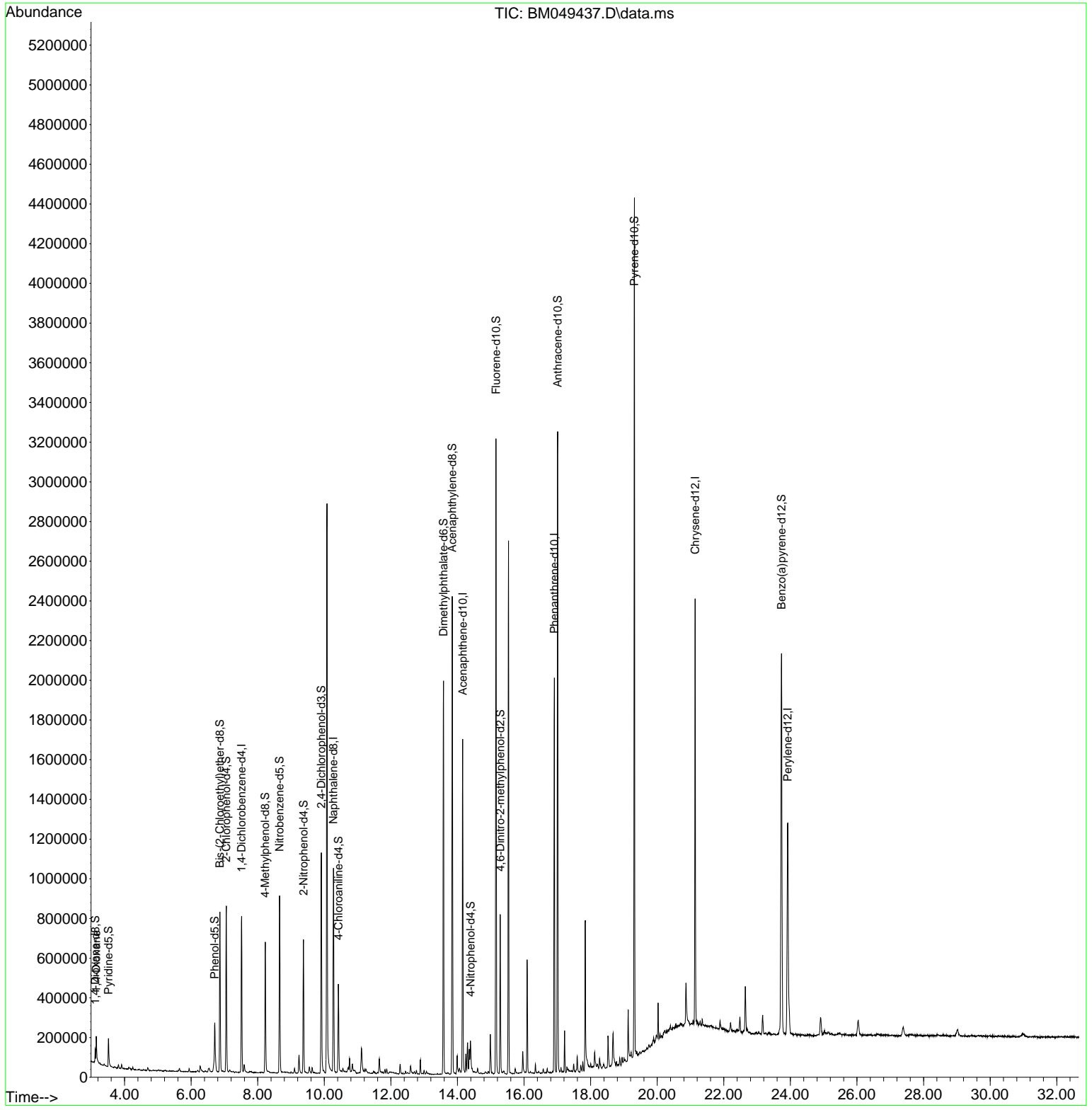
(#) = qualifier out of range (m) = manual integration (+) = signals summed

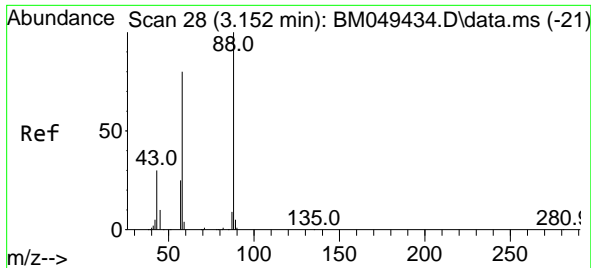
Data Path : Z:\svoasrv\HPCHEM1\BNA_M\Data\BM012425\
 Data File : BM049437.D
 Acq On : 24 Jan 2025 15:56
 Operator : RC/JU
 Sample : Q1086-18
 Misc :
 ALS Vial : 5 Sample Multiplier: 1

Instrument :
 BNA_M
ClientSampleId :
 C0AE3

Quant Time: Jan 24 23:01:30 2025
 Quant Method : Z:\svoasrv\HPCHEM1\BNA_M\Methods\SFAM-EPA-BM011325.MA.M
 Quant Title : SVOA CALIBRATION
 QLast Update : Mon Jan 13 16:56:06 2025
 Response via : Initial Calibration

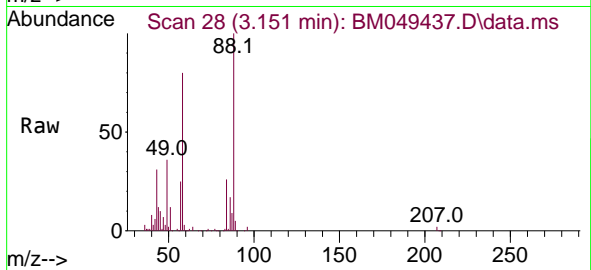
Manual Integrations
APPROVED
 Reviewed By :Yogesh Patel 01/27/2025
 Supervised By :mohammad ahmed 01/27/2025





#2
 1,4-Dioxane
 Concen: 17.050 ng/uL m
 RT: 3.151 min Scan# 21
 Delta R.T. -0.000 min
 Lab File: BM049437.D
 Acq: 24 Jan 2025 15:56

Instrument :
 BNA_M
 ClientSampleId :
 C0AE3



Tgt Ion: 88 Resp: 95244

Ion	Ratio	Lower	Upper
88	100		
43	30.5	22.7	34.1
58	80.5	61.3	91.9

Manual Integrations
 APPROVED

Reviewed By :Yogesh Patel 01/27/2025
 Supervised By :mohammad ahmed 01/27/2025

