LSC Area Percent Report

Data Path : Z:\HPCHEM1\BNA_M\DATA\BM012915\
Data File : BM000397.D
Acq On : 29 Jan 2015 21:56
Operator : TP/IZ
Sample : G1135-03RX
Misc :
ALS Vial : 34 Sample Multiplier: 1

Instrument :
BNA_M
ClientSampleId :
C0AE2RX

Integration Parameters: LSCINT.P
Integrator: RTE
Smoothing : OFF Filtering: 5
Sampling : 1 Min Area: 0.1 % of largest Peak
Start Thrs: 0.2 Max Peaks: 100
Stop Thrs : 0 Peak Location: TOP

If leading or trailing edge < 100 prefer < Baseline drop else tangent >
Peak separation: 5

Method : Z:\HPCHEM1\BNA_M\METHODS\SOM01.2-EPA-BM012915.M
Title : SVOA CALIBRATION

Signal : TIC

peak #	R.T. min	first scan	max scan	last scan	PK TY	peak height	corr. area	corr. % max.	% of total
1	2.881	28	33	42	rBV	633944	1073472	24.41%	2.463%
2	2.957	42	46	63	rVB	686485	923104	20.99%	2.118%
3	3.193	85	86	88	rBV2	6204	4573	0.10%	0.010%
4	3.357	112	114	118	rVB5	12357	14198	0.32%	0.033%
5	3.393	118	120	123	rBV4	4474	5637	0.13%	0.013%
6	3.957	211	216	218	rBV5	7660	12951	0.29%	0.030%
7	4.481	303	305	308	rBV4	5400	6448	0.15%	0.015%
8	4.734	344	348	351	rVB5	3508	5060	0.12%	0.012%
9	4.869	365	371	380	rBV	138993	210126	4.78%	0.482%
10	5.669	505	507	509	rBV3	3482	4457	0.10%	0.010%
11	5.981	558	560	562	rVB3	6326	5552	0.13%	0.013%
12	6.716	682	685	687	rBV3	4002	4698	0.11%	0.011%
13	6.804	698	700	706	rVB4	4768	4936	0.11%	0.011%
14	6.916	712	719	727	rVB2	159513	258254	5.87%	0.593%
15	7.087	740	748	758	rBV	488095	747901	17.01%	1.716%
16	7.281	775	781	792	rBV	593464	965460	21.96%	2.216%
17	7.375	792	797	805	rVB	43644	65868	1.50%	0.151%
18	7.751	852	861	870	rVV	638758	1007705	22.92%	2.312%
19	7.810	870	871	876	rVB4	5444	4657	0.11%	0.011%
20	8.457	972	981	989	rBV	454180	743504	16.91%	1.706%
21	8.845	1043	1047	1051	rVB5	7395	10672	0.24%	0.024%
22	8.910	1051	1058	1068	rBV	767832	1224448	27.85%	2.810%
23	9.369	1132	1136	1138	rBV3	2724	4515	0.10%	0.010%
24	9.628	1173	1180	1191	rBV	650725	1084976	24.67%	2.490%
25	10.163	1263	1271	1279	rBV	923415	1513619	34.42%	3.473%
26	10.545	1329	1336	1344	rBV	843582	1407333	32.01%	3.230%
27	10.604	1344	1346	1351	rVB3	4286	6781	0.15%	0.016%
28	10.681	1354	1359	1366	rBV4	15108	22742	0.52%	0.052%
29	11.692	1527	1531	1535	rBV4	2860	4649	0.11%	0.011%
30	11.822	1549	1553	1556	rVB3	3747	5722	0.13%	0.013%
31	12.075	1590	1596	1600	rBV4	11286	17951	0.41%	0.041%
32	12.139	1601	1607	1611	rVB4	15578	24626	0.56%	0.057%
33	13.292	1800	1803	1807	rBV3	5362	5807	0.13%	0.013%
34	13.810	1885	1891	1898	rBV	1959190	2611691	59.39%	5.993%

LSC Area Percent Report

Data Path : Z:\HPCHEM1\BNA_M\DATA\BM012915\
Data File : BM000397.D
Acq On : 29 Jan 2015 21:56
Operator : TP/IZ
Sample : G1135-03RX
Misc :
ALS Vial : 34 Sample Multiplier: 1

Instrument :
BNA_M
ClientSampleId :
C0AE2RX

Integration Parameters: LSCINT.P
Integrator: RTE
Smoothing : OFF Filtering: 5
Sampling : 1 Min Area: 0.1 % of largest Peak
Start Thrs: 0.2 Max Peaks: 100
Stop Thrs : 0 Peak Location: TOP

If leading or trailing edge < 100 prefer < Baseline drop else tangent >
Peak separation: 5

Method : Z:\HPCHEM1\BNA_M\METHODS\SOM01.2-EPA-BM012915.M
Title : SVOA CALIBRATION

35	13.916	1908	1909	1915	rVB3	3341	4468	0.10%	0.010%
36	14.092	1931	1939	1948	rBV	1985074	2845245	64.71%	6.529%
37	14.227	1957	1962	1966	rBV5	9852	17100	0.39%	0.039%
38	14.404	1985	1992	2000	rVV	1307826	1972742	44.86%	4.527%
39	14.480	2001	2005	2011	rVB5	10740	19328	0.44%	0.044%
40	14.592	2016	2024	2034	rBV2	141278	210569	4.79%	0.483%
41	15.074	2101	2106	2111	rBV3	13712	20052	0.46%	0.046%
42	15.198	2124	2127	2128	rBV	6040	5709	0.13%	0.013%
43	15.221	2128	2131	2134	rVB2	5235	8146	0.19%	0.019%
44	15.398	2154	2161	2167	rBV	2470988	3586874	81.57%	8.231%
45	15.445	2167	2169	2174	rVB2	3788	5636	0.13%	0.013%
46	15.510	2174	2180	2190	rBV	880110	1198165	27.25%	2.750%
47	15.633	2197	2201	2205	rBV3	22586	27175	0.62%	0.062%
48	15.763	2218	2223	2227	rBV4	18457	24700	0.56%	0.057%
49	15.974	2253	2259	2262	rVB4	5539	10115	0.23%	0.023%
50	16.010	2262	2265	2269	rBV3	3857	6137	0.14%	0.014%
51	16.098	2278	2280	2286	rVB3	2746	5153	0.12%	0.012%
52	16.351	2318	2323	2326	rVB4	5279	7119	0.16%	0.016%
53	16.645	2368	2373	2375	rVB4	4801	6462	0.15%	0.015%
54	16.933	2418	2422	2426	rBV3	8612	12748	0.29%	0.029%
55	17.145	2452	2458	2469	rBV	1800693	2493424	56.71%	5.722%
56	17.245	2469	2475	2485	rVV	2863310	3944887	89.71%	9.053%
57	17.421	2502	2505	2509	rBV3	5173	7710	0.18%	0.018%
58	17.645	2540	2543	2546	rVB3	4468	6058	0.14%	0.014%
59	17.680	2546	2549	2553	rBV5	3815	5415	0.12%	0.012%
60	17.815	2565	2572	2577	rBV2	170222	220478	5.01%	0.506%
61	18.039	2606	2610	2613	rBV4	16865	24004	0.55%	0.055%
62	18.109	2617	2622	2624	rVV4	5815	8359	0.19%	0.019%
63	18.139	2624	2627	2631	rVB4	11137	14969	0.34%	0.034%
64	18.621	2706	2709	2717	rVB5	8924	15427	0.35%	0.035%
65	18.709	2721	2724	2728	rBV4	3116	6439	0.15%	0.015%
66	19.103	2788	2791	2793	rBV2	4862	4439	0.10%	0.010%
67	19.174	2799	2803	2811	rBV2	23173	36653	0.83%	0.084%
68	19.321	2824	2828	2831	rBV3	16659	20017	0.46%	0.046%
69	19.427	2843	2846	2851	rVB	24424	32420	0.74%	0.074%
70	19.474	2851	2854	2858	rBV5	5672	9943	0.23%	0.023%
71	19.545	2860	2866	2872	rBV	3247663	4397168	100.00%	10.091%

LSC Area Percent Report

Data Path : Z:\HPCHEM1\BNA_M\DATA\BM012915\
Data File : BM000397.D
Acq On : 29 Jan 2015 21:56
Operator : TP/IZ
Sample : G1135-03RX
Misc :
ALS Vial : 34 Sample Multiplier: 1

Instrument :
BNA_M
ClientSampleId :
C0AE2RX

Integration Parameters: LSCINT.P
Integrator: RTE
Smoothing : OFF Filtering: 5
Sampling : 1 Min Area: 0.1 % of largest Peak
Start Thrs: 0.2 Max Peaks: 100
Stop Thrs : 0 Peak Location: TOP

If leading or trailing edge < 100 prefer < Baseline drop else tangent >
Peak separation: 5

Method : Z:\HPCHEM1\BNA_M\METHODS\SOM01.2-EPA-BM012915.M
Title : SVOA CALIBRATION

72	19.780	2904	2906	2909	rVB3	7799	6410	0.15%	0.015%
73	19.956	2933	2936	2939	rBV2	3230	5675	0.13%	0.013%
74	20.062	2952	2954	2956	rBV2	5223	4739	0.11%	0.011%
75	20.121	2962	2964	2965	rBV2	5167	4441	0.10%	0.010%
76	20.139	2965	2967	2971	rVB5	6417	7742	0.18%	0.018%
77	20.374	3003	3007	3008	rBV4	7723	8605	0.20%	0.020%
78	20.886	3091	3094	3096	rBV4	5424	7063	0.16%	0.016%
79	21.003	3113	3114	3117	rBV3	6117	4611	0.10%	0.011%
80	21.045	3119	3121	3124	rVV4	7448	6719	0.15%	0.015%
81	21.133	3134	3136	3140	rVB4	17985	20060	0.46%	0.046%
82	21.250	3152	3156	3164	rBV2	75516	96730	2.20%	0.222%
83	21.339	3165	3171	3179	rBV	2144851	2694433	61.28%	6.183%
84	21.474	3192	3194	3195	rBV2	8678	5672	0.13%	0.013%
85	21.556	3206	3208	3209	rBV2	9121	8160	0.19%	0.019%
86	21.645	3221	3223	3225	rVB3	9795	5601	0.13%	0.013%
87	22.850	3423	3428	3429	rBV5	18211	24892	0.57%	0.057%
88	23.450	3522	3530	3542	rBV2	1734396	3369746	76.63%	7.733%
89	23.597	3547	3555	3563	rVB2	1047936	2040009	46.39%	4.681%

Sum of corrected areas: 43576854

Data Path : Z:\HPCHEM1\BNA_M\DATA\BM012915\
Data File : BM000397.D
Acq On : 29 Jan 2015 21:56
Operator : TP/IZ
Sample : G1135-03RX
Misc :
ALS Vial : 34 Sample Multiplier: 1

Instrument :
BNA_M
ClientSampleId :
C0AE2RX

Quant Method : Z:\HPCHEM1\BNA_M\METHODS\SOM01.2-EPA-BM012915.M
Quant Title : SVOA CALIBRATION

TIC Library : C:\DATABASE\NIST02.L
TIC Integration Parameters: LSCINT.P

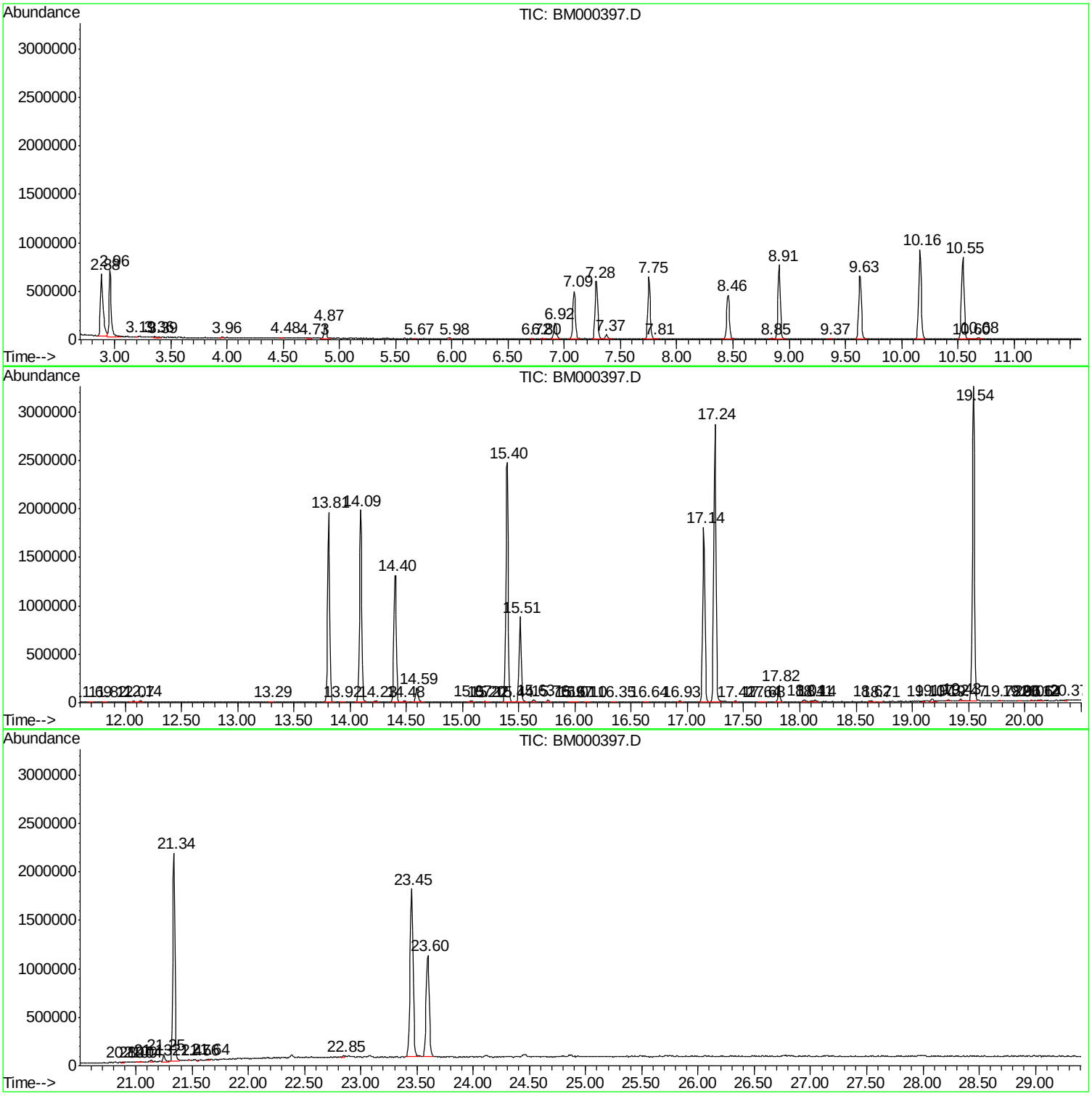

Library Search Compound Report

Data Path : Z:\HPCHEM1\BNA_M\DATA\BM012915\
Data File : BM000397.D
Acq On : 29 Jan 2015 21:56
Operator : TP/IZ
Sample : G1135-03RX
Misc :
ALS Vial : 34 Sample Multiplier: 1

Instrument :
BNA_M
ClientSampleId :
C0AE2RX

Quant Method : Z:\HPCHEM1\BNA_M\METHODS\SOM01.2-EPA-BM012915.M
Quant Title : SVOA CALIBRATION

TIC Library : C:\DATABASE\NIST02.L
TIC Integration Parameters: LSCINT.P

****
Peak Number 2 Butane, 2-methoxy-2-methyl- Concentration Rank 2

R.T.	EstConc	Area	Relative to ISTD	R.T.
2.96	18.32 ng/ul	923104	1,4-Dichlorobenzene-d4	7.75

Hit# of 5	Tentative ID	MW	MolForm	CAS#	Qual
1	Butane, 2-methoxy-2-methyl-	102	C6H14O	000994-05-8	78
2	Butane, 2-methoxy-2-methyl-	102	C6H14O	000994-05-8	45
3	2,2,4-Trimethyl-3-pentanol	130	C8H18O	005162-48-1	39
4	3-Pentanol, 3-methyl-	102	C6H14O	000077-74-7	25
5	Silane, tetramethyl-	88	C4H12Si	000075-76-3	12

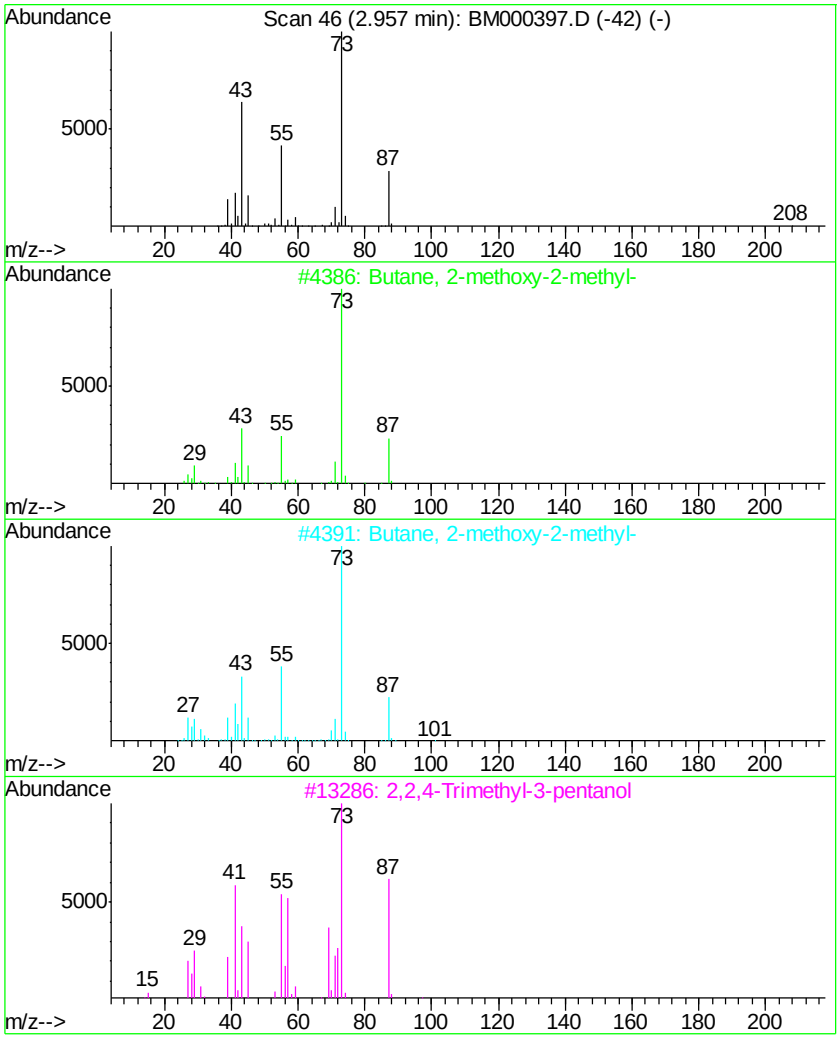

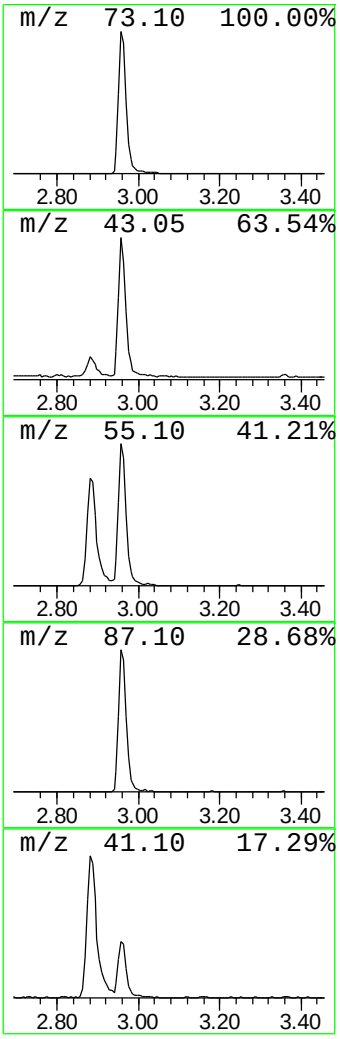

Data Path : Z:\HPCHEM1\BNA_M\DATA\BM012915\
Data File : BM000397.D
Acq On : 29 Jan 2015 21:56
Operator : TP/IZ
Sample : G1135-03RX
Misc :
ALS Vial : 34 Sample Multiplier: 1

Instrument :
BNA_M
ClientSampleId :
C0AE2RX

Quant Method : Z:\HPCHEM1\BNA_M\METHODS\SOM01.2-EPA-BM012915.M
Quant Title : SVOA CALIBRATION

TIC Library : C:\DATABASE\NIST02.L
TIC Integration Parameters: LSCINT.P

****
Peak Number 3 2-Pentanone, 4-hydroxy-4-me... Concentration Rank 3

R.T.	EstConc	Area	Relative to ISTD	R.T.
4.87	4.17 ng/ul	210126	1,4-Dichlorobenzene-d4	7.75

Hit# of 5	Tentative ID	MW	MolForm	CAS#	Qual
1	2-Pentanone, 4-hydroxy-4-methyl-	116	C6H12O2	000123-42-2	50
2	2-Pentanone, 4-hydroxy-4-methyl-	116	C6H12O2	000123-42-2	50
3	2-Pentanone, 4-hydroxy-4-methyl-	116	C6H12O2	000123-42-2	42
4	2-Pentanone, 4-hydroxy-4-methyl-	116	C6H12O2	000123-42-2	28
5	(+-)-4-Amino-4,5-dihydro-2(3H)-f...	101	C4H7NO2	016504-58-8	9

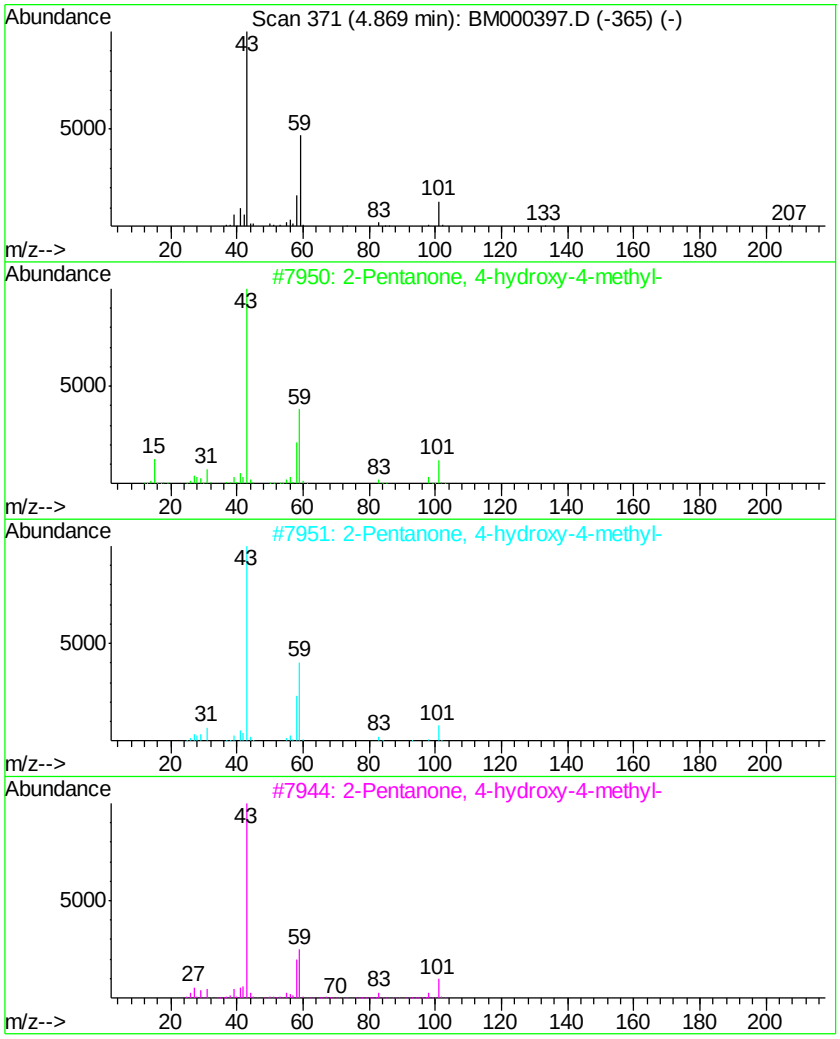

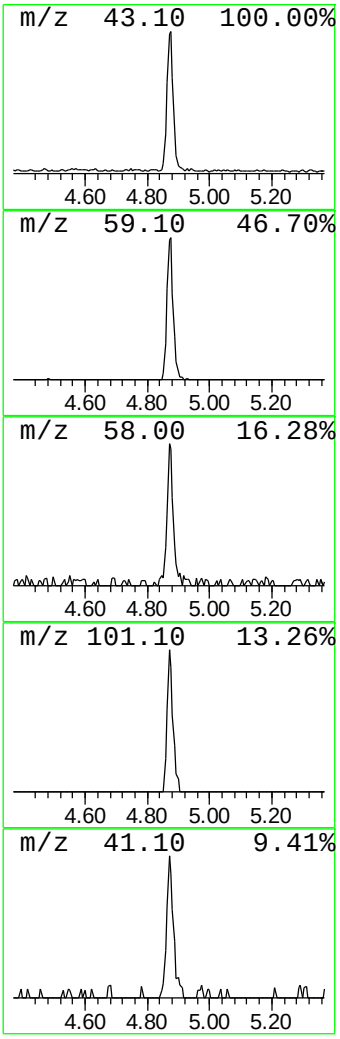

Tentatively Identified Compound (LSC) summary

Data Path : Z:\HPCHEM1\BNA_M\DATA\BM012915\
Data File : BM000397.D
Acq On : 29 Jan 2015 21:56
Operator : TP/IZ
Sample : G1135-03RX
Misc :
ALS Vial : 34 Sample Multiplier: 1

Instrument :
BNA_M
ClientSampleId :
C0AE2RX

Quant Method : Z:\HPCHEM1\BNA_M\METHODS\SOM01.2-EPA-BM012915.M
Quant Title : SVOA CALIBRATION

TIC Library : C:\DATABASE\NIST02.L
TIC Integration Parameters: LSCINT.P

TIC Top Hit name	RT	EstConc	Units	Response	Internal Standard #	RT	Resp	Conc
Butane, 2-methoxy...	2.96	18.3	ng/ul	923104	1	7.75	1007710	20.0
2-Pentanone, 4-hy...	4.87	4.2	ng/ul	210126	1	7.75	1007710	20.0