LSC Area Percent Report

Data Path : U:\HPCHEM1\BNA M\DATA\BM020218\
Data File : BM014123.D
Acq On : 02 Feb 2018 20:58
Operator : SJ/JU
Sample : J1355-01
Misc :
ALS Vial : 18 Sample Multiplier: 1

Instrument :
BNA_M
ClientSampleId :
F6D26

Integration Parameters: LSCINT.P
Integrator: RTE
Smoothing : OFF Filtering: 5
Sampling : 1 Min Area: 1 % of largest Peak
Start Thrs: 0.2 Max Peaks: 100
Stop Thrs : 0 Peak Location: TOP

If leading or trailing edge < 100 prefer < Baseline drop else tangent >
Peak separation: 5

Method : Z:\HPCHEM1\BNA_M\METHODS\SOM-EPA-BM013118.M
Title : SVOA CALIBRATION

Signal : TIC

peak #	R.T. min	first scan	max scan	last scan	PK TY	peak height	corr. area	corr. % max.	% of total
1	3.116	20	22	26	rBV2	22385	27909	1.09%	0.095%
2	6.740	632	638	653	rBV	390795	756354	29.66%	2.566%
3	6.904	660	666	678	rBV	300275	506933	19.88%	1.720%
4	7.087	691	697	709	rBV	434726	747326	29.30%	2.536%
5	7.551	769	776	786	rBV	401723	683514	26.80%	2.319%
6	8.269	892	898	914	rBV2	501178	919876	36.07%	3.121%
7	8.710	965	973	985	rBV	436409	796125	31.22%	2.701%
8	9.428	1089	1095	1108	rBV	377260	727417	28.52%	2.468%
9	9.963	1180	1186	1198	rBV2	481355	954548	37.43%	3.239%
10	10.328	1240	1248	1255	rBV	554449	944585	37.04%	3.205%
11	10.480	1267	1274	1289	rBV	386107	840502	32.96%	2.852%
12	13.627	1803	1809	1814	rBV	1051920	1476473	57.89%	5.010%
13	13.680	1814	1818	1826	rVB	140721	240645	9.44%	0.817%
14	13.898	1847	1855	1867	rBV	1173978	1772466	69.50%	6.014%
15	14.116	1886	1892	1897	rBV2	31473	45086	1.77%	0.153%
16	14.210	1901	1908	1917	rVB3	788440	1252352	49.11%	4.249%
17	14.457	1944	1950	1965	rBV2	194624	547619	21.47%	1.858%
18	15.068	2049	2054	2059	rBV3	47780	61270	2.40%	0.208%
19	15.210	2071	2078	2086	rBV	1474165	2112403	82.83%	7.167%
20	15.357	2098	2103	2116	rBV2	332510	586149	22.98%	1.989%
21	15.451	2116	2119	2123	rBV6	15294	26889	1.05%	0.091%
22	15.939	2197	2202	2209	rBV3	41401	71082	2.79%	0.241%
23	16.962	2370	2376	2386	rBV	1107282	1513799	59.36%	5.136%
24	17.062	2387	2393	2406	rVV2	1505118	2244473	88.01%	7.616%
25	17.868	2525	2530	2543	rBV	191219	336967	13.21%	1.143%
26	19.015	2721	2725	2726	rBV4	22455	27337	1.07%	0.093%
27	19.162	2745	2750	2762	rBV2	133341	219138	8.59%	0.744%
28	19.256	2763	2766	2772	rVB4	17824	26272	1.03%	0.089%
29	19.368	2779	2785	2792	rBV	1841994	2536970	99.48%	8.608%
30	20.739	3014	3018	3022	rBV7	29243	47159	1.85%	0.160%
31	20.886	3039	3043	3056	rBV4	258036	465930	18.27%	1.581%
32	21.168	3086	3091	3102	rBV	1209682	1767029	69.29%	5.996%
33	23.215	3432	3439	3447	rBV	1420104	2550311	100.00%	8.653%
34	23.350	3456	3462	3475	rVB	843911	1639503	64.29%	5.563%

LSC Area Percent Report

Data Path : U:\HPCHEM1\BNA M\DATA\BM020218\
Data File : BM014123.D
Acq On : 02 Feb 2018 20:58
Operator : SJ/JU
Sample : J1355-01
Misc :
ALS Vial : 18 Sample Multiplier: 1

Instrument :
BNA_M
ClientSampleId :
F6D26

Integration Parameters: LSCINT.P
Integrator: RTE
Smoothing : OFF Filtering: 5
Sampling : 1 Min Area: 1 % of largest Peak
Start Thrs: 0.2 Max Peaks: 100
Stop Thrs : 0 Peak Location: TOP

If leading or trailing edge < 100 prefer < Baseline drop else tangent >
Peak separation: 5

Method : Z:\HPCHEM1\BNA_M\METHODS\SOM-EPA-BM013118.M
Title : SVOA CALIBRATION

Sum of corrected areas: 29472411

Data Path : U:\HPCHEM1\BNA M\DATA\BM020218\
Data File : BM014123.D
Acq On : 02 Feb 2018 20:58
Operator : SJ/JU
Sample : J1355-01
Misc :
ALS Vial : 18 Sample Multiplier: 1

Instrument :
BNA_M
ClientSampleId :
F6D26

Quant Method : Z:\HPCHEM1\BNA_M\METHODS\SOM-EPA-BM013118.M
Quant Title : SVOA CALIBRATION

TIC Library : C:\DATABASE\NIST11.L
TIC Integration Parameters: LSCINT.P

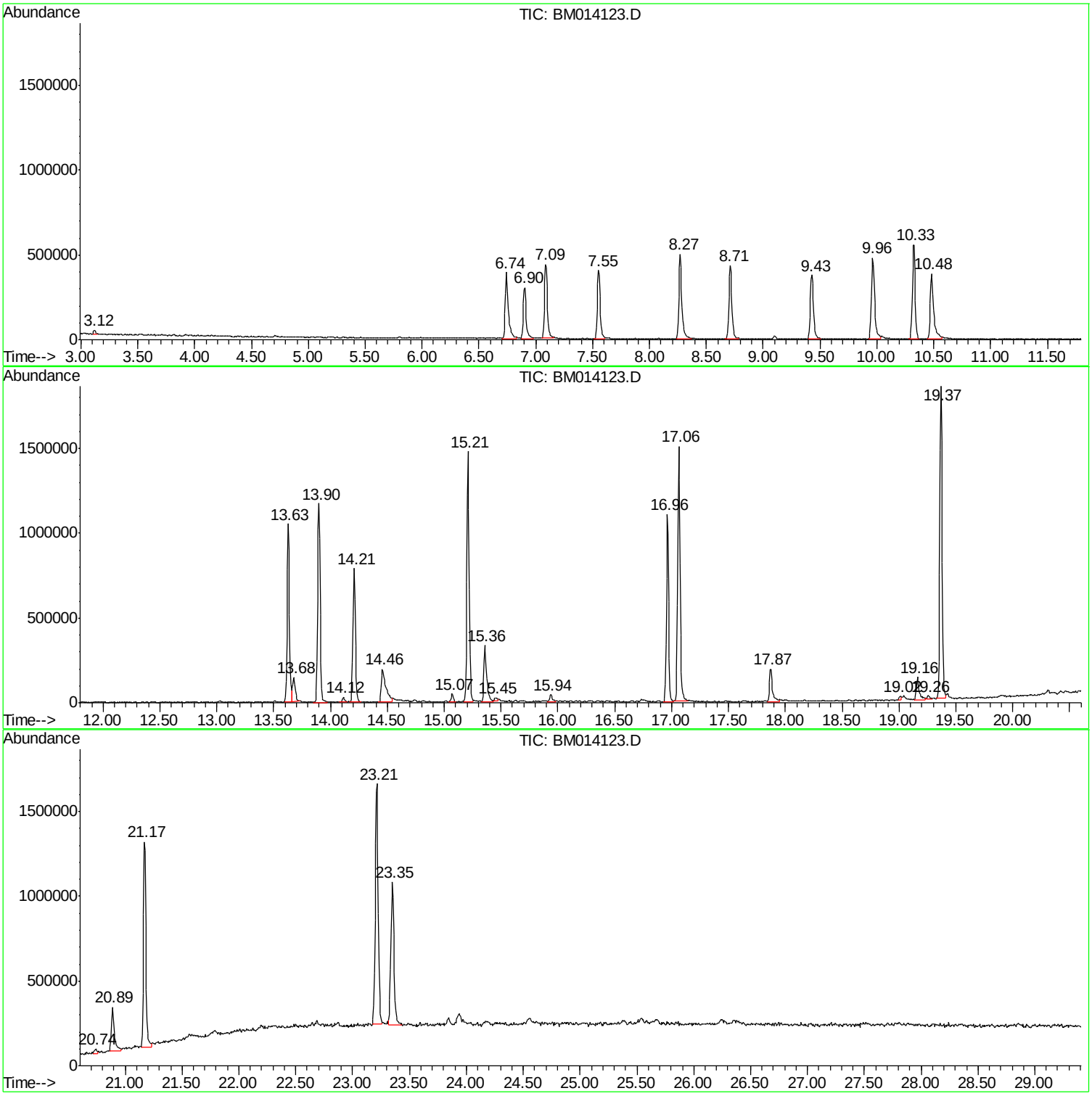

Library Search Compound Report

Data Path : U:\HPCHEM1\BNA M\DATA\BM020218\
Data File : BM014123.D
Acq On : 02 Feb 2018 20:58
Operator : SJ/JU
Sample : J1355-01
Misc :
ALS Vial : 18 Sample Multiplier: 1

Instrument :
BNA_M
ClientSampleId :
F6D26

Quant Method : Z:\HPCHEM1\BNA_M\METHODS\SOM-EPA-BM013118.M
Quant Title : SVOA CALIBRATION

TIC Library : C:\DATABASE\NIST11.L
TIC Integration Parameters: LSCINT.P

****

Peak Number 1 n-Hexadecanoic acid Concentration Rank 2

R.T.	EstConc	Area	Relative to ISTD	R.T.
17.87	4.45 ng/ul	336967	Phenanthrene-d10	16.96

Hit# of 5	Tentative ID	MW	MolForm	CAS#	Qual
1	n-Hexadecanoic acid	256	C16H32O2	000057-10-3	93
2	Tetradecanoic acid	228	C14H28O2	000544-63-8	91
3	Pentadecanoic acid	242	C15H30O2	001002-84-2	83
4	Tridecanoic acid	214	C13H26O2	000638-53-9	81
5	n-Hexadecanoic acid	256	C16H32O2	000057-10-3	80

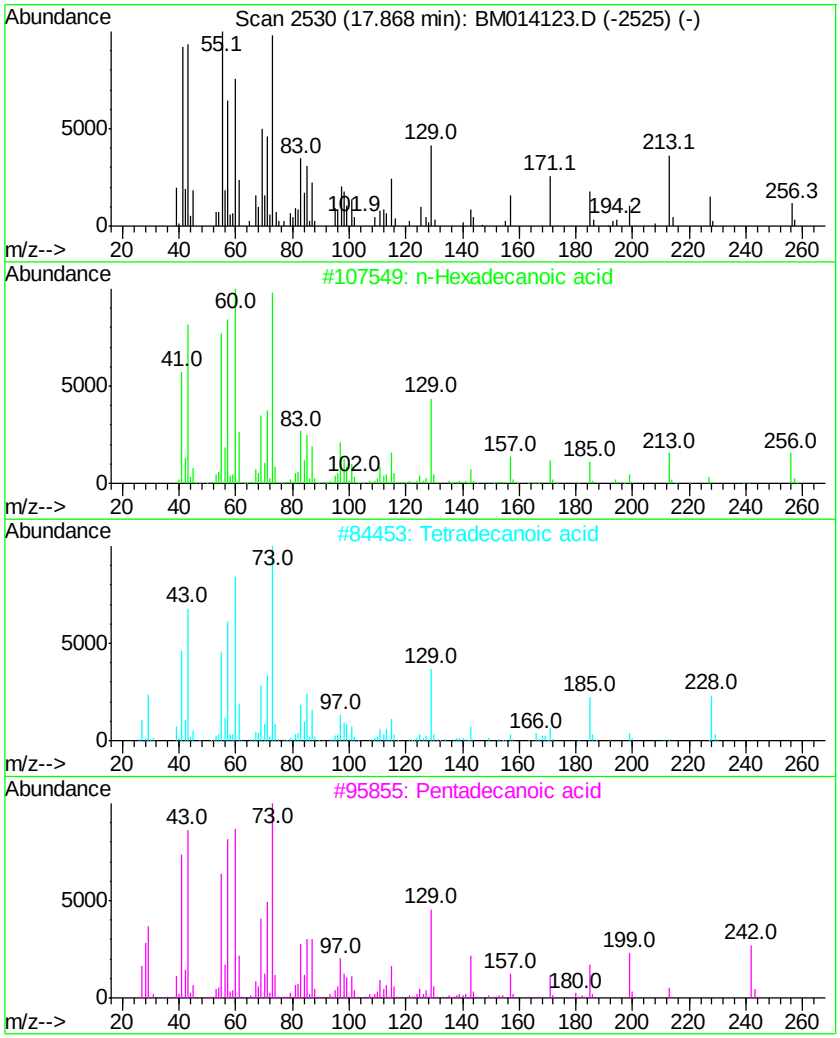

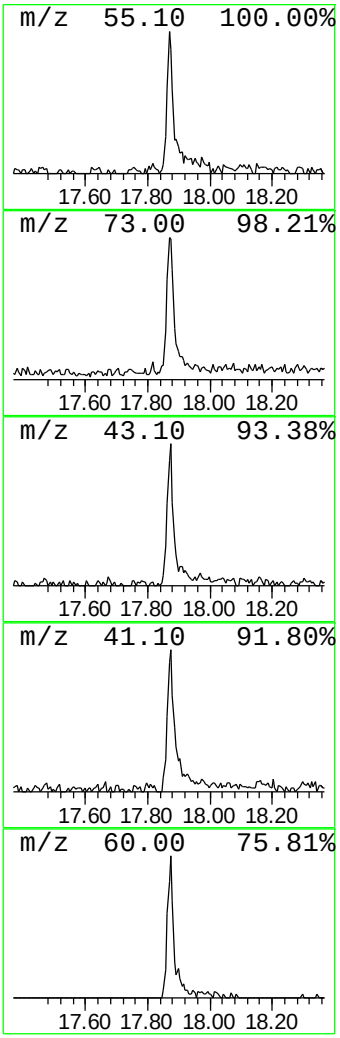

Library Search Compound Report

Data Path : U:\HPCHEM1\BNA M\DATA\BM020218\
Data File : BM014123.D
Acq On : 02 Feb 2018 20:58
Operator : SJ/JU
Sample : J1355-01
Misc :
ALS Vial : 18 Sample Multiplier: 1

Instrument :
BNA_M
ClientSampleId :
F6D26

Quant Method : Z:\HPCHEM1\BNA_M\METHODS\SOM-EPA-BM013118.M
Quant Title : SVOA CALIBRATION

TIC Library : C:\DATABASE\NIST11.L
TIC Integration Parameters: LSCINT.P

****

Peak Number 2 Octadecanoic acid Concentration Rank 3

R.T.	EstConc	Area	Relative to ISTD	R.T.
19.16	2.48 ng/ul	219138	Chrysene-d12	21.17

Hit# of 5	Tentative ID	MW	MolForm	CAS#	Qual
1	Octadecanoic acid	284	C18H36O2	000057-11-4	99
2	Octadecanoic acid	284	C18H36O2	000057-11-4	95
3	Octadecanoic acid	284	C18H36O2	000057-11-4	91
4	Octadecanoic acid	284	C18H36O2	000057-11-4	90
5	Octadecanoic acid	284	C18H36O2	000057-11-4	60

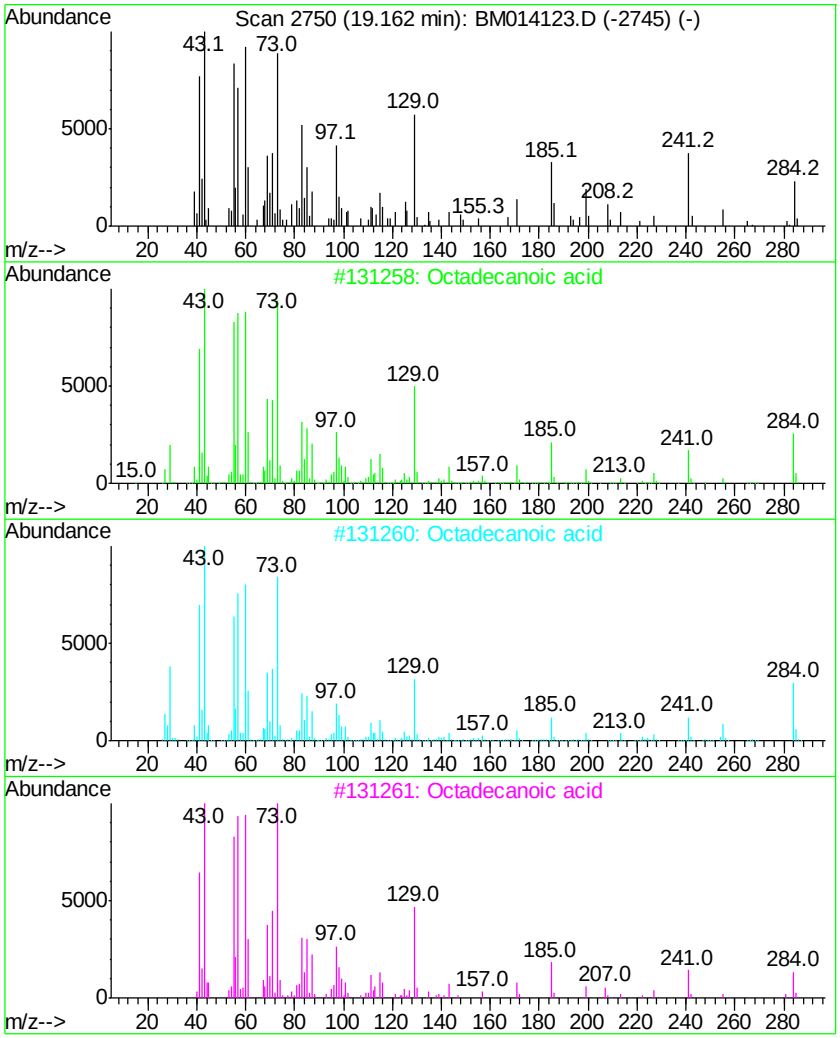

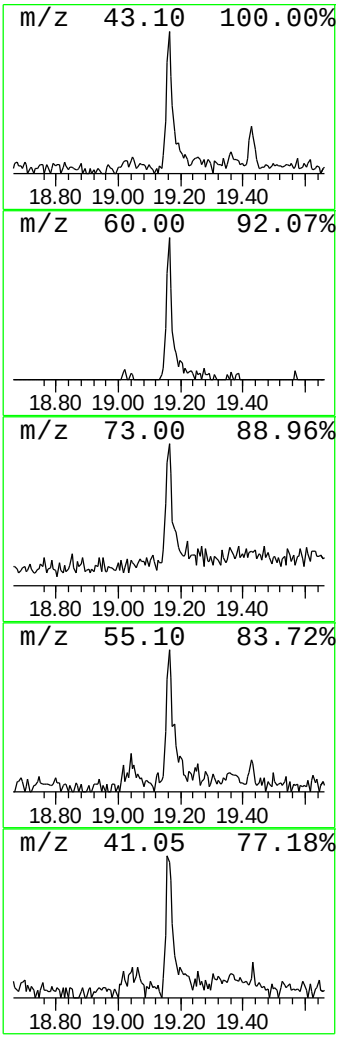

Library Search Compound Report

Data Path : U:\HPCHEM1\BNA M\DATA\BM020218\
Data File : BM014123.D
Acq On : 02 Feb 2018 20:58
Operator : SJ/JU
Sample : J1355-01
Misc :
ALS Vial : 18 Sample Multiplier: 1

Instrument :
BNA_M
ClientSampleId :
F6D26

Quant Method : Z:\HPCHEM1\BNA_M\METHODS\SOM-EPA-BM013118.M
Quant Title : SVOA CALIBRATION

TIC Library : C:\DATABASE\NIST11.L
TIC Integration Parameters: LSCINT.P

****

Peak Number 3 E-15-Heptadecenal Concentration Rank 1

R.T.	EstConc	Area	Relative to ISTD	R.T.
20.89	5.27 ng/ul	465930	Chrysene-d12	21.17

Hit# of 5	Tentative ID	MW	MolForm	CAS#	Qual
1	E-15-Heptadecenal	252	C17H32O	1000130-97-9	98
2	1-Nonadecene	266	C19H38	018435-45-5	98
3	Cyclopentadecane	210	C15H30	000295-48-7	96
4	1-Octadecene	252	C18H36	000112-88-9	96
5	n-Nonadecanol-1	284	C19H40O	001454-84-8	95

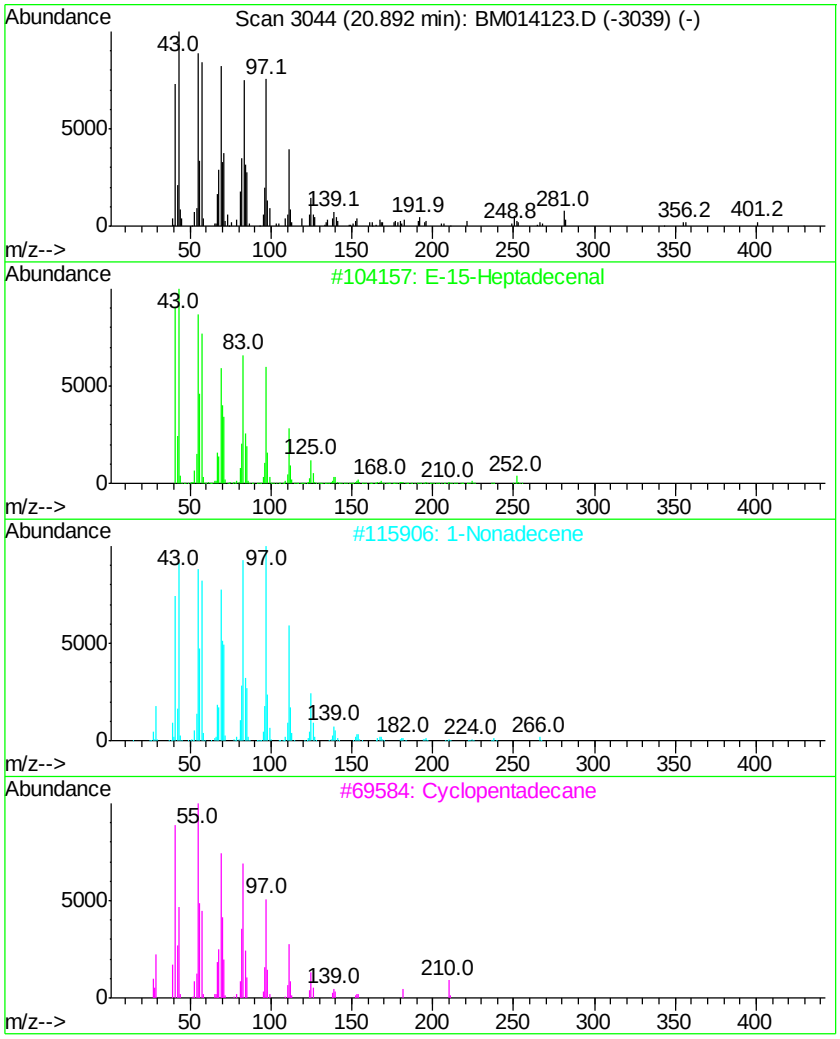

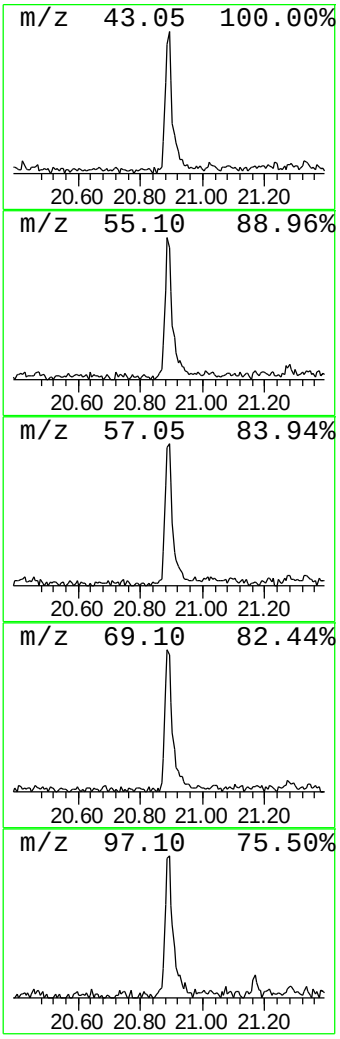

Tentatively Identified Compound (LSC) summary

Data Path : U:\HPCHEM1\BNA_M\DATA\BM020218\
Data File : BM014123.D
Acq On : 02 Feb 2018 20:58
Operator : SJ/JU
Sample : J1355-01
Misc :
ALS Vial : 18 Sample Multiplier: 1

Instrument :
BNA_M
ClientSampleId :
F6D26

Quant Method : Z:\HPCHEM1\BNA_M\METHODS\SOM-EPA-BM013118.M
Quant Title : SVOA CALIBRATION

TIC Library : C:\DATABASE\NIST11.L
TIC Integration Parameters: LSCINT.P

TIC Top Hit name	RT	EstConc	Units	Response	Internal Standard #	RT	Resp	Conc
n-Hexadecanoic acid	17.87	4.5	ng/ul	336967	4	16.96	1513800	20.0
Octadecanoic acid	19.16	2.5	ng/ul	219138	5	21.17	1767030	20.0
E-15-Heptadecenal	20.89	5.3	ng/ul	465930	5	21.17	1767030	20.0