LSC Area Percent Report

Data Path : Z:\HPCHEM1\BNA_M\DATA\BM030117\
Data File : BM009061.D
Acq On : 01 Mar 2017 21:24
Operator : SJ/MA
Sample : I1988-17
Misc :
ALS Vial : 18 Sample Multiplier: 1

Instrument :
BNA_M
ClientSampleId :
DABT1

Integration Parameters: LSCINT.P
Integrator: RTE
Smoothing : OFF Filtering: 5
Sampling : 1 Min Area: 1 % of largest Peak
Start Thrs: 0.2 Max Peaks: 100
Stop Thrs : 0 Peak Location: TOP

If leading or trailing edge < 100 prefer < Baseline drop else tangent >
Peak separation: 5

Method : Z:\HPCHEM1\BNA_M\METHODS\SOM02.2-EPA-BM022317.M
Title : SVOA CALIBRATION

Signal : TIC

peak #	R.T. min	first scan	max scan	last scan	PK TY	peak height	corr. area	corr. % max.	% of total
1	3.358	42	46	51	rVB	57525	63185	1.29%	0.116%
2	3.628	89	92	102	rBV	51036	81017	1.65%	0.148%
3	7.045	667	673	685	rVB	965046	1559415	31.82%	2.856%
4	7.228	697	704	712	rBV	707988	1103171	22.51%	2.021%
5	7.422	730	737	748	rBV	930959	1467827	29.95%	2.689%
6	7.893	810	817	825	rBV	838547	1362709	27.81%	2.496%
7	8.587	929	935	945	rBV	1059009	1713538	34.96%	3.139%
8	9.057	1009	1015	1023	rBV	898248	1476844	30.13%	2.705%
9	9.781	1131	1138	1146	rBV	700123	1172336	23.92%	2.147%
10	10.310	1221	1228	1238	rBV	1036512	1742918	35.56%	3.193%
11	10.698	1286	1294	1303	rVB	1025901	1754439	35.80%	3.214%
12	10.834	1310	1317	1331	rBV	936870	1641307	33.49%	3.006%
13	13.939	1839	1845	1849	rBV	1748825	2354890	48.05%	4.314%
14	13.986	1849	1853	1860	rVB	840797	1133189	23.12%	2.076%
15	14.227	1887	1894	1901	rBV	1835390	2689518	54.88%	4.927%
16	14.533	1939	1946	1953	rBV2	1411960	2197283	44.83%	4.025%
17	14.721	1972	1978	1989	rBV	853047	1269821	25.91%	2.326%
18	15.363	2083	2087	2091	rVV2	68311	87326	1.78%	0.160%
19	15.527	2108	2115	2121	rBV	2367738	3427810	69.94%	6.279%
20	15.639	2129	2134	2146	rVB	782565	1076209	21.96%	1.971%
21	15.763	2148	2155	2160	rVV5	47646	84801	1.73%	0.155%
22	16.221	2229	2233	2241	rBV2	94673	171001	3.49%	0.313%
23	17.015	2364	2368	2372	rBV2	98862	119616	2.44%	0.219%
24	17.280	2406	2413	2421	rBV2	1905511	2708940	55.27%	4.962%
25	17.380	2423	2430	2437	rVV	2777335	3851545	78.59%	7.055%
26	17.751	2488	2493	2498	rBV2	71086	93150	1.90%	0.171%
27	18.151	2556	2561	2572	rBV2	338746	523805	10.69%	0.959%
28	19.309	2750	2758	2762	rBV3	54140	111184	2.27%	0.204%
29	19.427	2773	2778	2785	rBV2	254021	360660	7.36%	0.661%
30	19.562	2796	2801	2805	rBV2	29668	50991	1.04%	0.093%
31	19.668	2813	2819	2825	rBV	3274981	4665291	95.19%	8.546%
32	21.139	3065	3069	3075	rBV2	345974	393300	8.03%	0.720%
33	21.450	3117	3122	3128	rBV	2709390	3389047	69.15%	6.208%
34	22.515	3299	3303	3311	rBV4	328390	502264	10.25%	0.920%

LSC Area Percent Report

Data Path : Z:\HPCHEM1\BNA_M\DATA\BM030117\
Data File : BM009061.D
Acq On : 01 Mar 2017 21:24
Operator : SJ/MA
Sample : I1988-17
Misc :
ALS Vial : 18 Sample Multiplier: 1

Instrument :
BNA_M
ClientSampleId :
DABT1

Integration Parameters: LSCINT.P
Integrator: RTE
Smoothing : OFF Filtering: 5
Sampling : 1 Min Area: 1 % of largest Peak
Start Thrs: 0.2 Max Peaks: 100
Stop Thrs : 0 Peak Location: TOP

If leading or trailing edge < 100 prefer < Baseline drop else tangent >
Peak separation: 5

Method : Z:\HPCHEM1\BNA_M\METHODS\SOM02.2-EPA-BM022317.M
Title : SVOA CALIBRATION

35	23.650	3489	3496	3504	rVB2	2523736	4900883	100.00%	8.977%
36	23.797	3515	3521	3530	rVB2	1642481	3291429	67.16%	6.029%

Sum of corrected areas: 54592659

LSC Report - Integrated Chromatogram

Data Path : Z:\HPCHEM1\BNA_M\DATA\BM030117\
Data File : BM009061.D
Acq On : 01 Mar 2017 21:24
Operator : SJ/MA
Sample : I1988-17
Misc :
ALS Vial : 18 Sample Multiplier: 1

Instrument :
BNA_M
ClientSampleId :
DABT1

Quant Method : Z:\HPCHEM1\BNA_M\METHODS\SOM02.2-EPA-BM022317.M
Quant Title : SVOA CALIBRATION

TIC Library : C:\DATABASE\NIST11.L
TIC Integration Parameters: LSCINT.P

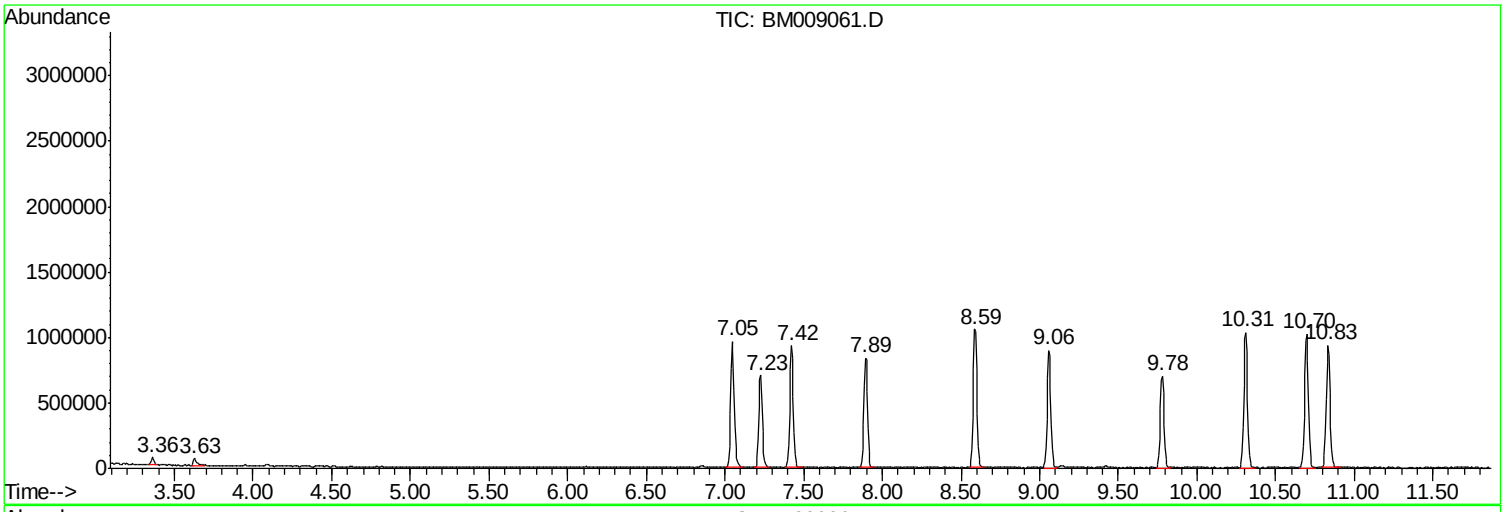

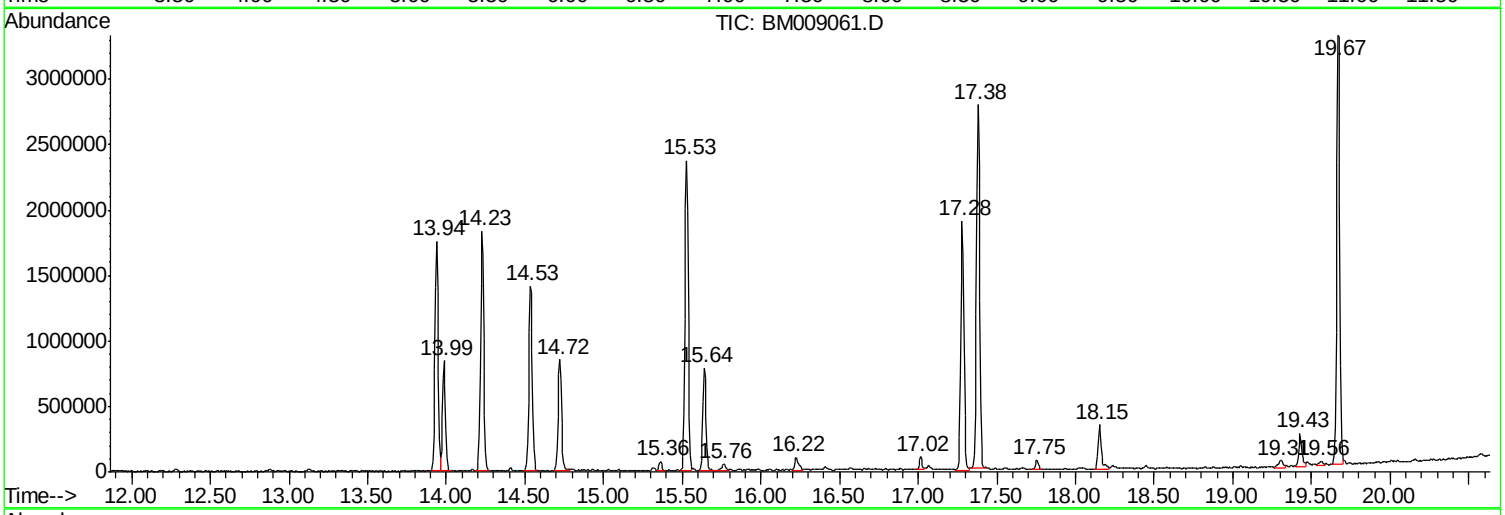

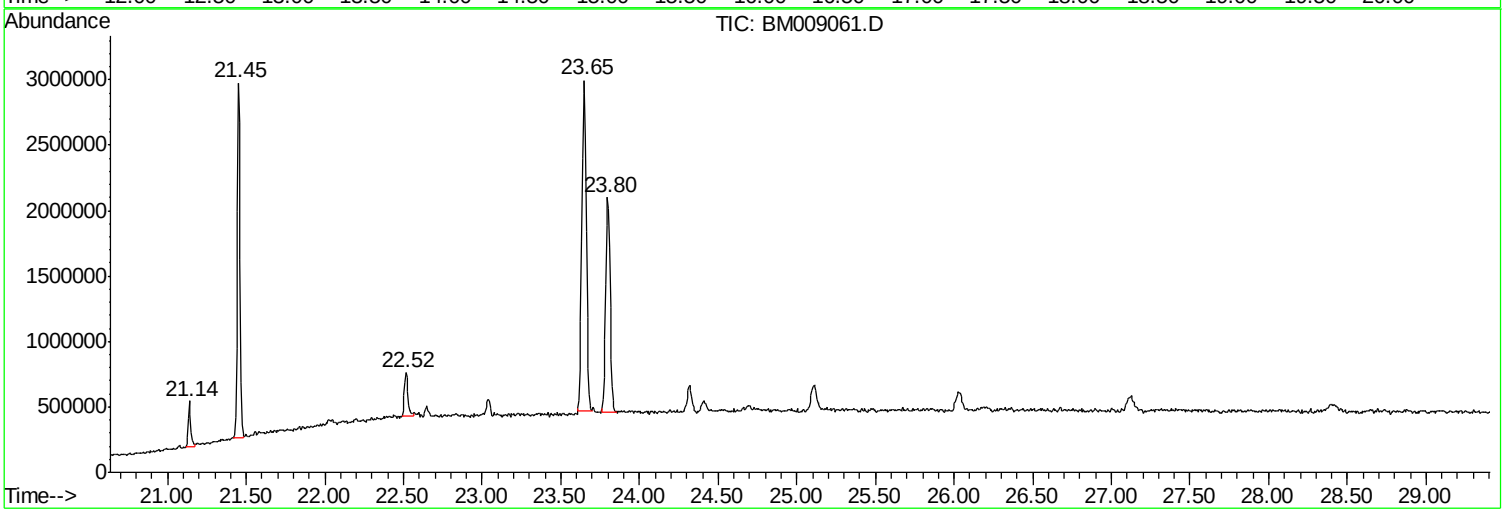

Library Search Compound Report

Data Path : Z:\HPCHEM1\BNA_M\DATA\BM030117\
Data File : BM009061.D
Acq On : 01 Mar 2017 21:24
Operator : SJ/MA
Sample : I1988-17
Misc :
ALS Vial : 18 Sample Multiplier: 1

Instrument :
BNA_M
ClientSampleId :
DABT1

Quant Method : Z:\HPCHEM1\BNA_M\METHODS\SOM02.2-EPA-BM022317.M
Quant Title : SVOA CALIBRATION

TIC Library : C:\DATABASE\NIST11.L
TIC Integration Parameters: LSCINT.P

****

Peak Number 1 n-Hexadecanoic acid Concentration Rank 1

R.T.	EstConc	Area	Relative to ISTD	R.T.
18.15	3.87 ng/ul	523805	Phenanthrene-d10	17.28

Hit# of 5	Tentative ID	MW	MolForm	CAS#	Qual
1	n-Hexadecanoic acid	256	C16H32O2	000057-10-3	87
2	n-Hexadecanoic acid	256	C16H32O2	000057-10-3	80
3	n-Hexadecanoic acid	256	C16H32O2	000057-10-3	76
4	Tridecanoic acid	214	C13H26O2	000638-53-9	72
5	Pentadecanoic acid	242	C15H30O2	001002-84-2	72

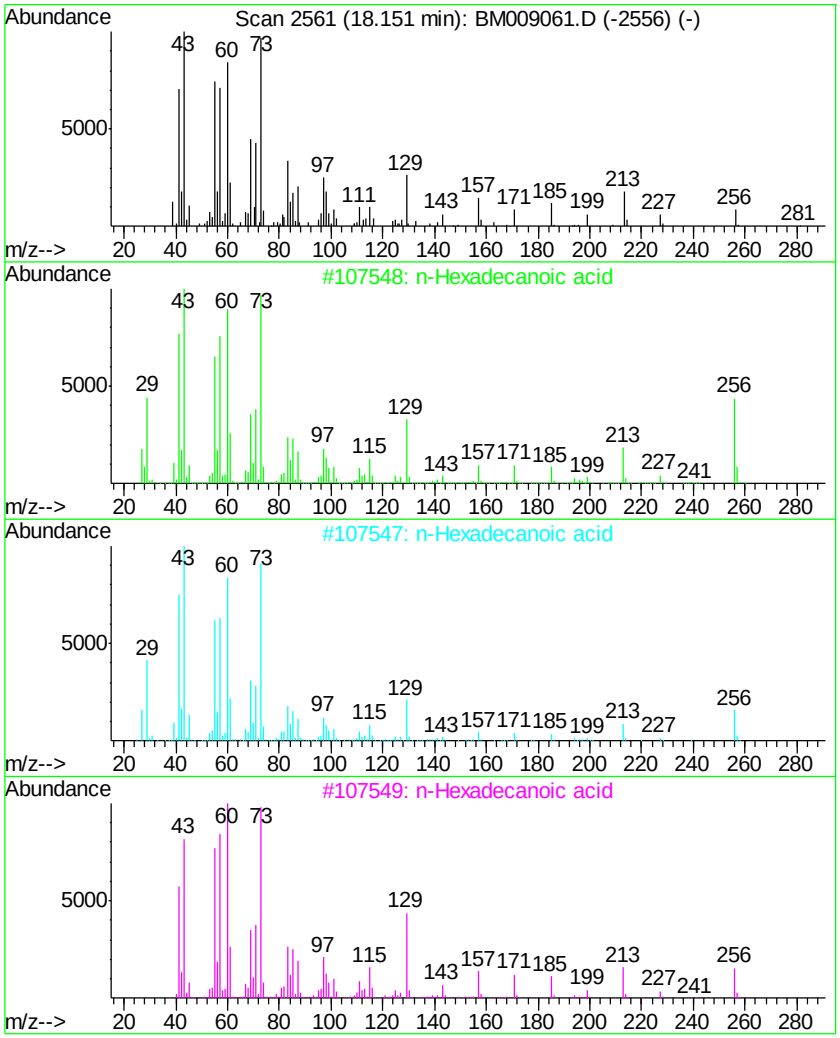

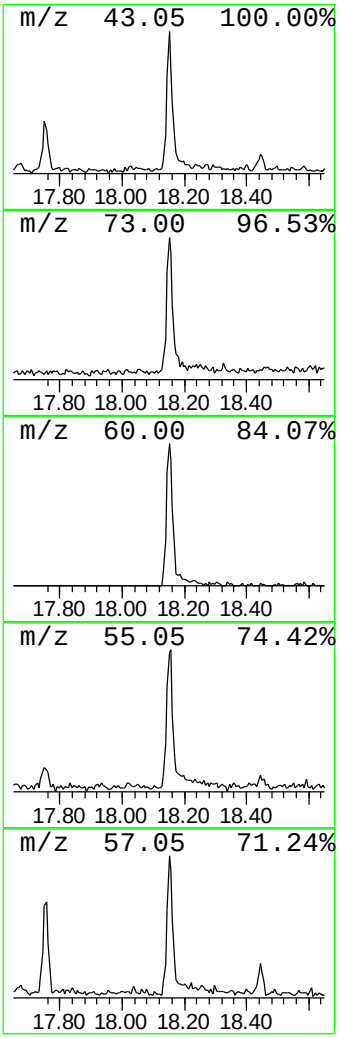

Data Path : Z:\HPCHEM1\BNA_M\DATA\BM030117\
Data File : BM009061.D
Acq On : 01 Mar 2017 21:24
Operator : SJ/MA
Sample : I1988-17
Misc :
ALS Vial : 18 Sample Multiplier: 1

Instrument :
BNA_M
ClientSampleId :
DABT1

Quant Method : Z:\HPCHEM1\BNA_M\METHODS\SOM02.2-EPA-BM022317.M
Quant Title : SVOA CALIBRATION

TIC Library : C:\DATABASE\NIST11.L
TIC Integration Parameters: LSCINT.P

****
Peak Number 2 Octadecanoic acid Concentration Rank 4

R.T.	EstConc	Area	Relative to ISTD	R.T.
19.43	2.13 ng/ul	360660	Chrysene-d12	21.45

Hit# of 5	Tentative ID	MW	MolForm	CAS#	Qual
1	Octadecanoic acid	284	C18H36O2	000057-11-4	98
2	Octadecanoic acid	284	C18H36O2	000057-11-4	97
3	Pentadecanoic acid	242	C15H30O2	001002-84-2	83
4	Pentadecanoic acid	242	C15H30O2	001002-84-2	83
5	Octadecanoic acid	284	C18H36O2	000057-11-4	76

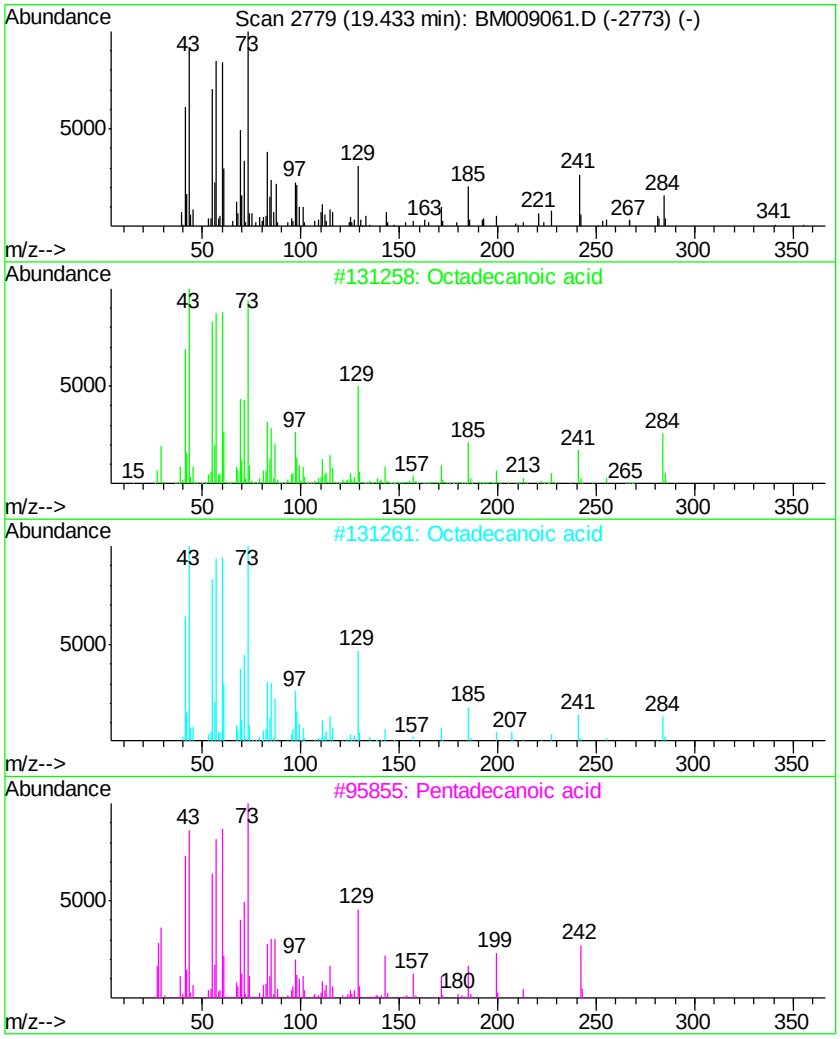

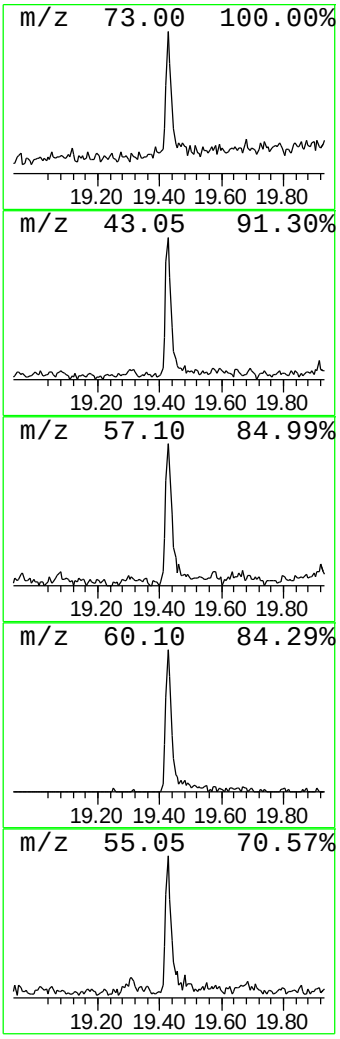

Library Search Compound Report

Data Path : Z:\HPCHEM1\BNA_M\DATA\BM030117\
Data File : BM009061.D
Acq On : 01 Mar 2017 21:24
Operator : SJ/MA
Sample : I1988-17
Misc :
ALS Vial : 18 Sample Multiplier: 1

Instrument :
BNA_M
ClientSampleId :
DABT1

Quant Method : Z:\HPCHEM1\BNA_M\METHODS\SOM02.2-EPA-BM022317.M
Quant Title : SVOA CALIBRATION

TIC Library : C:\DATABASE\NIST11.L
TIC Integration Parameters: LSCINT.P

****
Peak Number 3 (DEL) Alkane: Cyclic21.14 Concentration Rank 3

R.T.	EstConc	Area	Relative to ISTD	R.T.
21.14	2.32 ng/ul	393300	Chrysene-d12	21.45

Hit# of 5	Tentative ID	MW	MolForm	CAS#	Qual
1	3-Eicosene, (E)-	280	C20H40	074685-33-9	95
2	1-Heneicosanol	312	C21H44O	015594-90-8	94
3	Behenic alcohol	326	C22H46O	000661-19-8	94
4	Acetic acid, chloro-, hexadecyl ...	318	C18H35ClO2	052132-58-8	91
5	3-Octadecene, (E)-	252	C18H36	007206-19-1	91

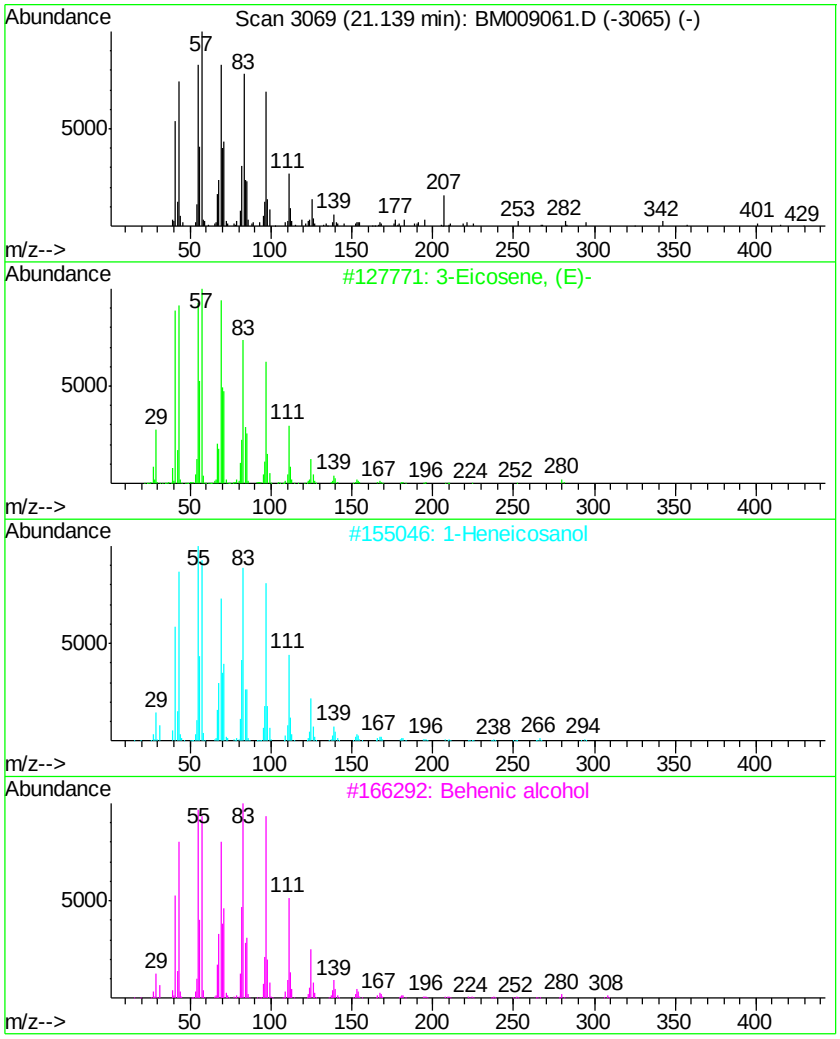

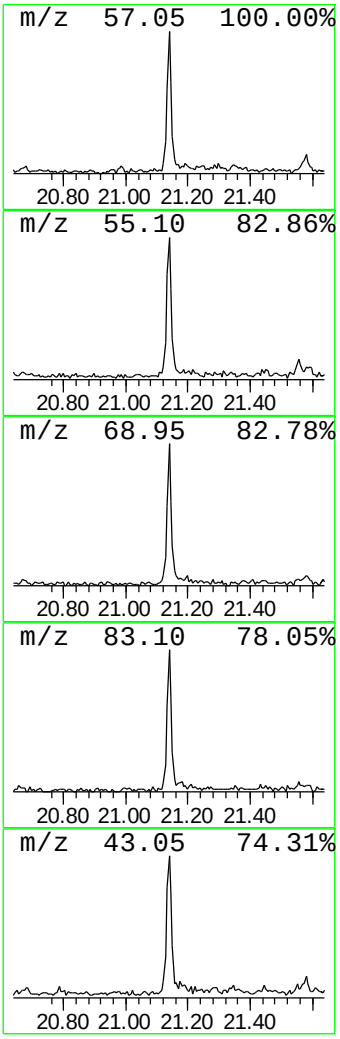

Library Search Compound Report

Data Path : Z:\HPCHEM1\BNA_M\DATA\BM030117\
Data File : BM009061.D
Acq On : 01 Mar 2017 21:24
Operator : SJ/MA
Sample : I1988-17
Misc :
ALS Vial : 18 Sample Multiplier: 1

Instrument :
BNA_M
ClientSampleId :
DABT1

Quant Method : Z:\HPCHEM1\BNA_M\METHODS\SOM02.2-EPA-BM022317.M
Quant Title : SVOA CALIBRATION

TIC Library : C:\DATABASE\NIST11.L
TIC Integration Parameters: LSCINT.P

****

Peak Number 4 Octadecanamide Concentration Rank 2

R.T.	EstConc	Area	Relative to ISTD	R.T.
22.52	2.96 ng/ul	502264	Chrysene-d12	21.45

Hit# of 5	Tentative ID	MW	MolForm	CAS#	Qual
1	Octadecanamide	283	C18H37NO	000124-26-5	74
2	13-Docosenamide, (Z)-	337	C22H43NO	000112-84-5	53
3	Octadecanamide	283	C18H37NO	000124-26-5	53
4	Dodecanamide	199	C12H25NO	001120-16-7	50
5	9-Octadecenamide, (Z)-	281	C18H35NO	000301-02-0	50

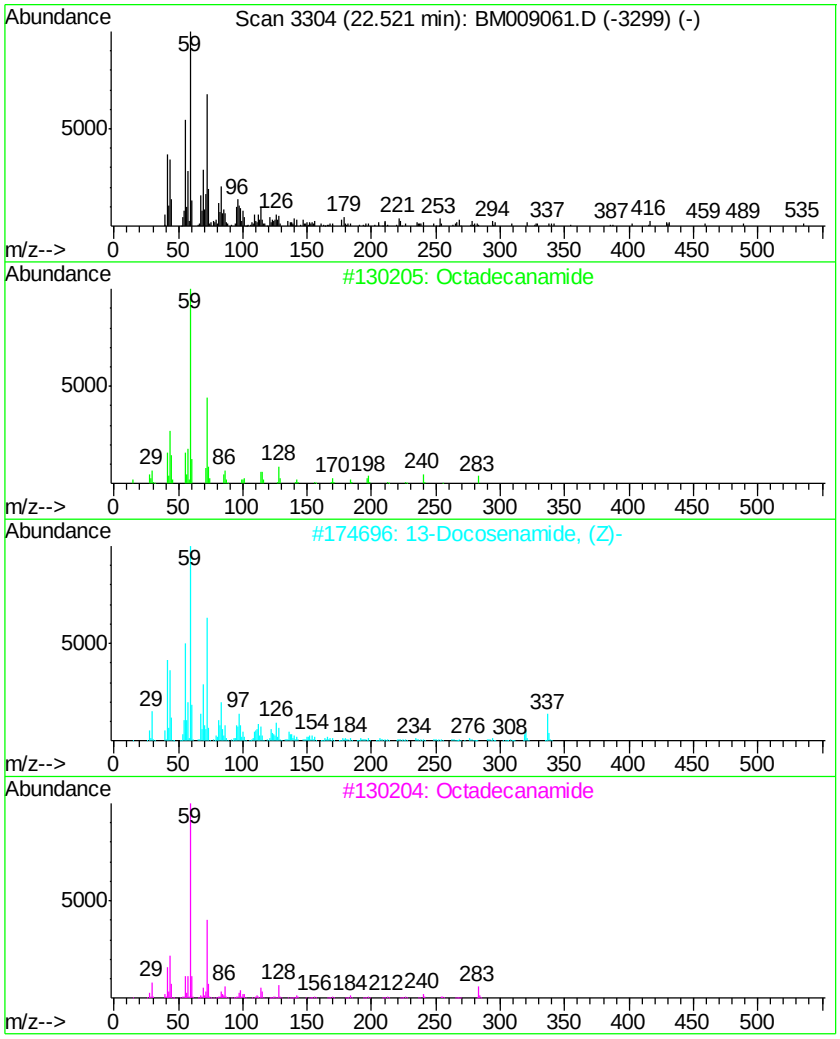

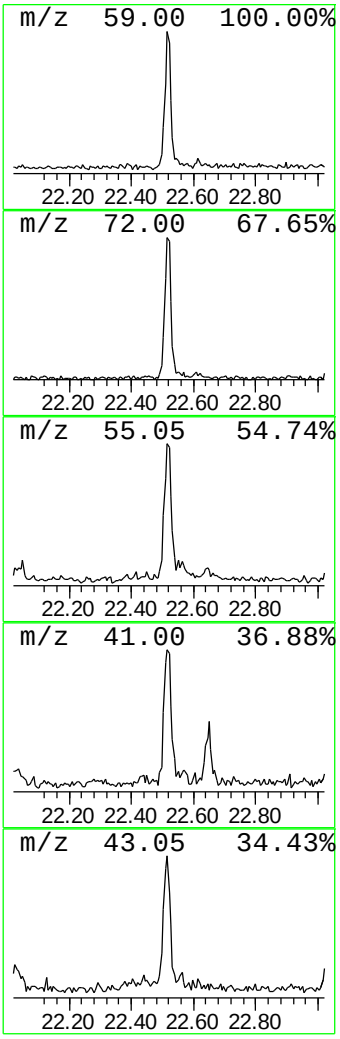

Tentatively Identified Compound (LSC) summary

Data Path : Z:\HPCHEM1\BNA_M\DATA\BM030117\
Data File : BM009061.D
Acq On : 01 Mar 2017 21:24
Operator : SJ/MA
Sample : I1988-17
Misc :
ALS Vial : 18 Sample Multiplier: 1

Instrument :
BNA_M
ClientSampleId :
DABT1

Quant Method : Z:\HPCHEM1\BNA_M\METHODS\SOM02.2-EPA-BM022317.M
Quant Title : SVOA CALIBRATION

TIC Library : C:\DATABASE\NIST11.L
TIC Integration Parameters: LSCINT.P

TIC Top Hit name	RT	EstConc	Units	Response	Internal Standard #	RT	Resp	Conc
n-Hexadecanoic acid	18.15	3.9	ng/ul	523805	4	17.28	2708940	20.0
Octadecanoic acid	19.43	2.1	ng/ul	360660	5	21.45	3389050	20.0
(DEL) Alkane: Cyc...	21.14	2.3	ng/ul	393300	5	21.45	3389050	20.0
Octadecanamide	22.52	3.0	ng/ul	502264	5	21.45	3389050	20.0