

Data Path : Z:\svoasrv\HPCHEM1\BNA_M\Data\BM030623\
 Data File : BM038864.D
 Acq On : 06 Mar 2023 09:18
 Operator : CG/JU
 Sample : SSTDCCC0.4
 Misc :
 ALS Vial : 2 Sample Multiplier: 1

Instrument :
 BNA_M
 ClientSampleId :
 SSTD0.4073

Quant Time: Mar 07 02:26:25 2023
 Quant Method : Z:\SVOASRV\HPCHEM1\BNA_M\METHODS\SFAM-EPA-SIM-BM030323.M
 Quant Title : ASP BNA STANDARDS FOR 5 POINT CALIBRATION
 QLast Update : Fri Mar 03 22:01:14 2023
 Response via : Initial Calibration

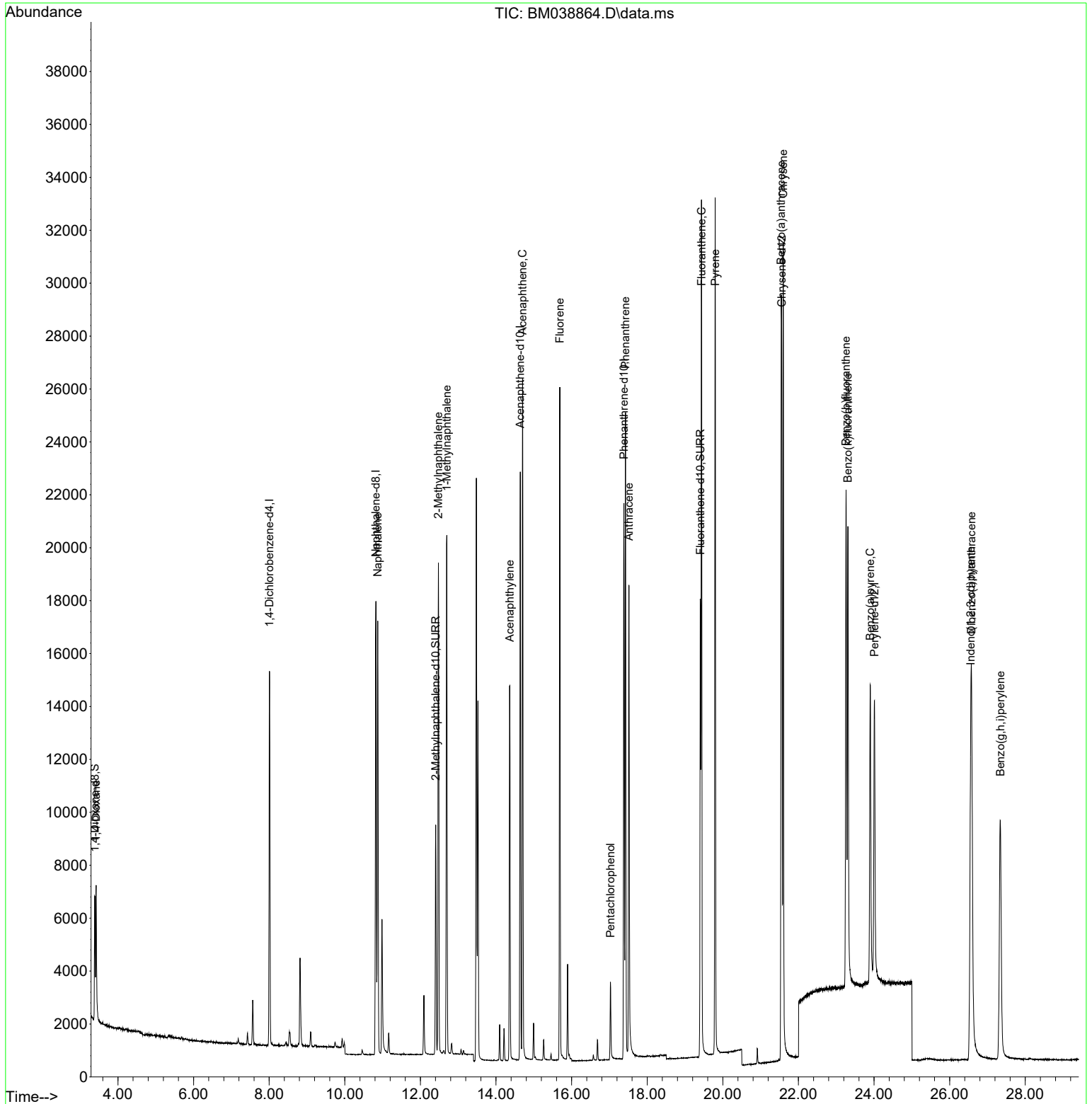
Compound	R.T.	QIon	Response	Conc	Units	Dev(Min)
Internal Standards						
1) 1,4-Dichlorobenzene-d4	8.008	152	7141	0.400	ng/ul	0.00
4) Naphthalene-d8	10.822	136	22651	0.400	ng/ul	0.00
9) Acenaphthene-d10	14.642	164	11717	0.400	ng/ul	0.00
13) Phenanthrene-d10	17.383	188	23925	0.400	ng/ul	0.00
17) Chrysene-d12	21.559	240	19027	0.400	ng/ul	0.00
23) Perylene-d12	24.011	264	15716	0.400	ng/ul	0.00
System Monitoring Compounds						
3) 1,4-Dioxane-d8	3.388	96	3437	0.425	ng/ul	0.00
6) 2-Methylnaphthalene-d10	12.406	152	10930	0.399	ng/ul	0.00
18) Fluoranthene-d10	19.403	212	19090	0.421	ng/ul	0.00
Target Compounds						
						Qvalue
2) 1,4-Dioxane	3.422	88	3459	0.423	ng/ul	94
5) Naphthalene	10.872	128	21816	0.403	ng/ul	99
7) 2-Methylnaphthalene	12.477	142	13097	0.399	ng/ul	100
8) 1-Methylnaphthalene	12.697	142	13642	0.396	ng/ul	99
10) Acenaphthylene	14.364	152	16449	0.386	ng/ul	99
11) Acenaphthene	14.702	153	14135	0.403	ng/ul	99
12) Fluorene	15.687	166	15862	0.401	ng/ul	100
14) Pentachlorophenol	17.028	266	2068	0.359	ng/ul	99
15) Phenanthrene	17.425	178	25459	0.403	ng/ul	100
16) Anthracene	17.514	178	20601	0.396	ng/ul	99
19) Fluoranthene	19.435	202	27224	0.422	ng/ul	99
20) Pyrene	19.798	202	27339	0.413	ng/ul	98
21) Benzo(a)anthracene	21.544	228	22292	0.414	ng/ul	99
22) Chrysene	21.597	228	27411	0.423	ng/ul	100
24) Benzo(b)fluoranthene	23.260	252	25259	0.411	ng/ul	100
25) Benzo(k)fluoranthene	23.306	252	24518	0.399	ng/ul	99
26) Benzo(a)pyrene	23.897	252	20335	0.415	ng/ul	99
27) Indeno(1,2,3-cd)pyrene	26.558	276	24433	0.395	ng/ul#	98
28) Dibenzo(a,h)anthracene	26.578	278	18961	0.402	ng/ul	98
29) Benzo(g,h,i)perylene	27.339	276	22092	0.383	ng/ul	99

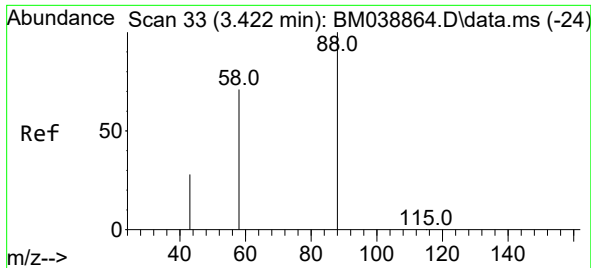
(#) = qualifier out of range (m) = manual integration (+) = signals summed

Data Path : Z:\svoasrv\HPCHEM1\BNA_M\Data\BM030623\
 Data File : BM038864.D
 Acq On : 06 Mar 2023 09:18
 Operator : CG/JU
 Sample : SSTDCCC0.4
 Misc :
 ALS Vial : 2 Sample Multiplier: 1

Instrument :
 BNA_M
 ClientSampleId :
 SSTD0.4073

Quant Time: Mar 07 02:26:25 2023
 Quant Method : Z:\SVOASRV\HPCHEM1\BNA_M\METHODS\SFAM-EPA-SIM-BM030323.M
 Quant Title : ASP BNA STANDARDS FOR 5 POINT CALIBRATION
 QLast Update : Fri Mar 03 22:01:14 2023
 Response via : Initial Calibration



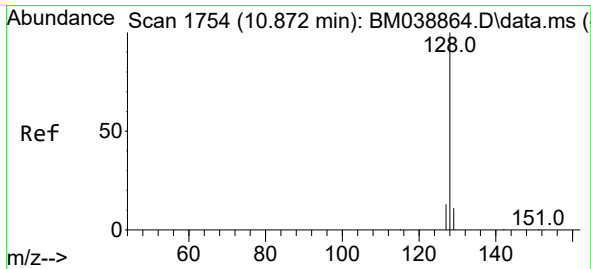
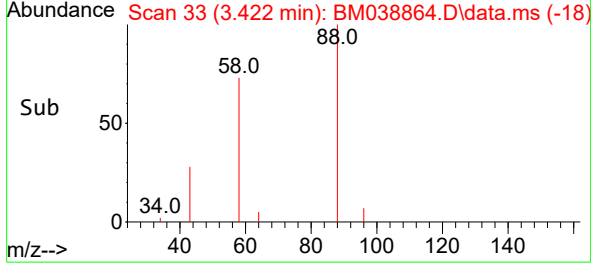
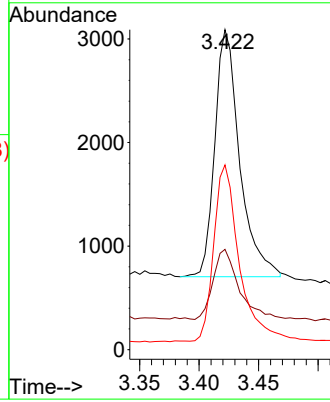
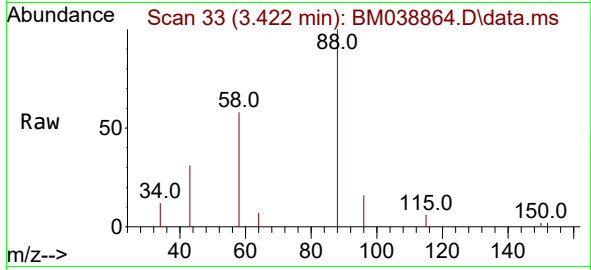


#2
 1,4-Dioxane
 Concen: 0.423 ng/u1
 RT: 3.422 min Scan# 31
 Delta R.T. 0.002 min
 Lab File: BM038864.D
 Acq: 06 Mar 2023 09:18

Instrument :
 BNA_M
 ClientSampleId :
 SSTD0.4073

Tgt Ion: 88 Resp: 3459

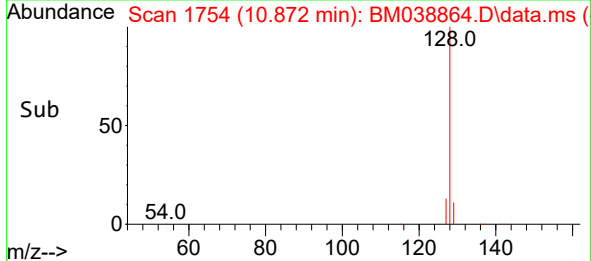
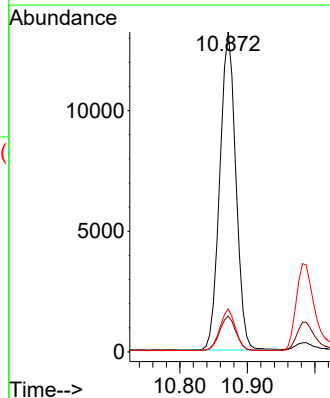
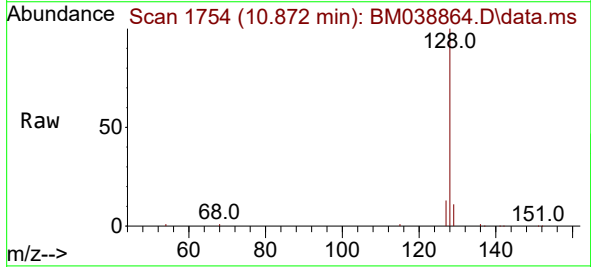
Ion	Ratio	Lower	Upper
88	100		
43	31.3	27.2	40.8
58	57.7	50.8	76.2

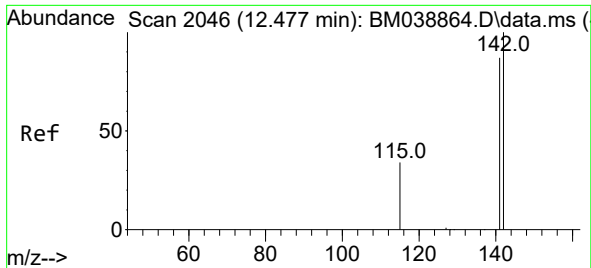


#5
 Naphthalene
 Concen: 0.403 ng/u1
 RT: 10.872 min Scan# 1754
 Delta R.T. -0.004 min
 Lab File: BM038864.D
 Acq: 06 Mar 2023 09:18

Tgt Ion: 128 Resp: 21816

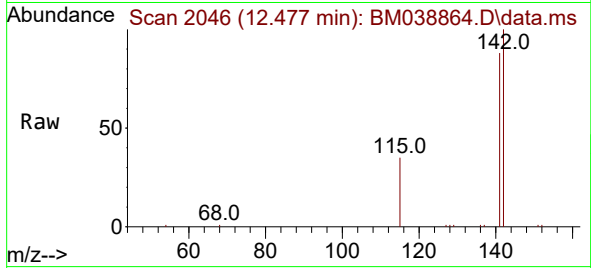
Ion	Ratio	Lower	Upper
128	100		
129	11.2	9.1	13.7
127	13.5	10.3	15.5



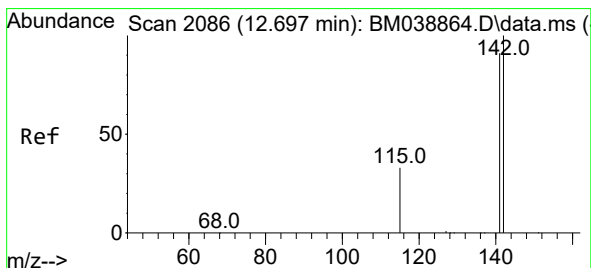
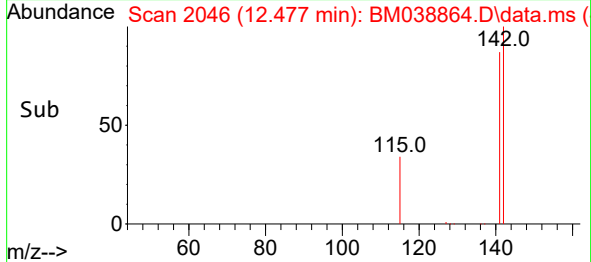
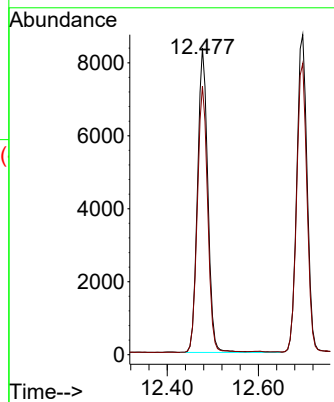


#7
 2-Methylnaphthalene
 Concen: 0.399 ng/ul
 RT: 12.477 min Scan# 2046
 Delta R.T. -0.003 min
 Lab File: BM038864.D
 Acq: 06 Mar 2023 09:18

Instrument :
 BNA_M
 ClientSampleId :
 SSTD0.4073

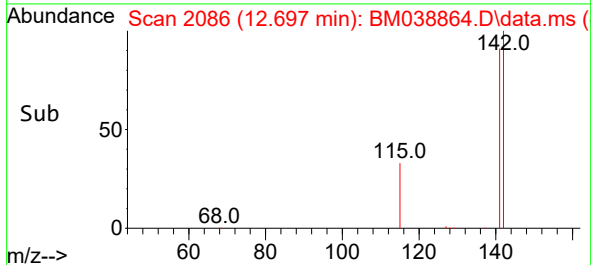
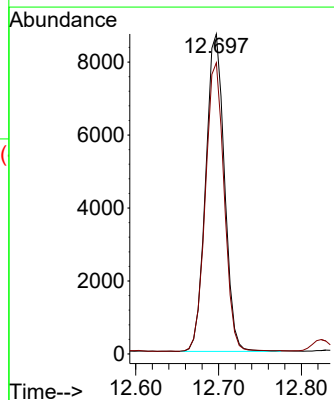
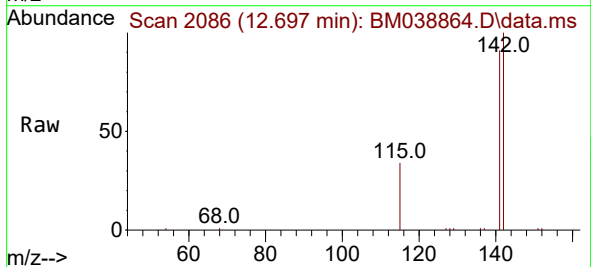


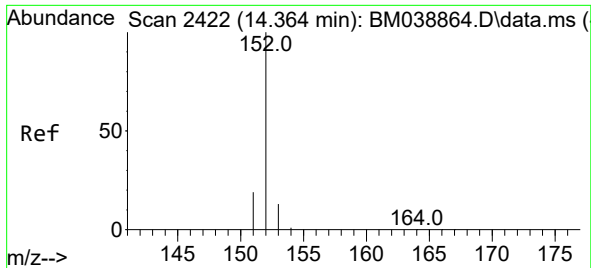
Tgt Ion:142 Resp: 13097
 Ion Ratio Lower Upper
 142 100
 141 87.5 69.9 104.9



#8
 1-Methylnaphthalene
 Concen: 0.396 ng/ul
 RT: 12.697 min Scan# 2086
 Delta R.T. -0.003 min
 Lab File: BM038864.D
 Acq: 06 Mar 2023 09:18

Tgt Ion:142 Resp: 13642
 Ion Ratio Lower Upper
 142 100
 141 91.0 73.5 110.3



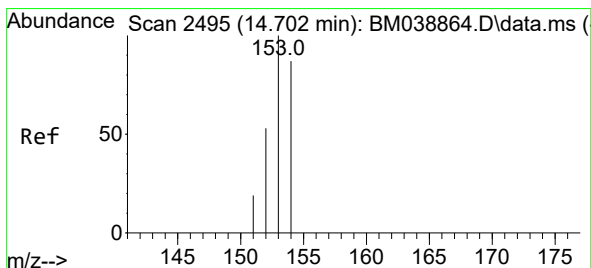
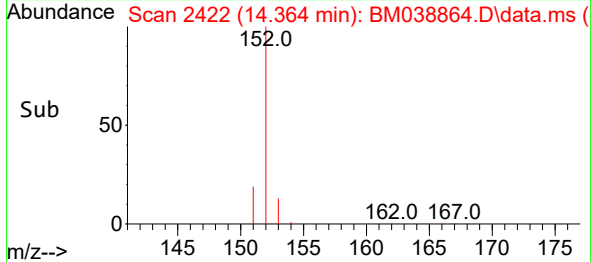
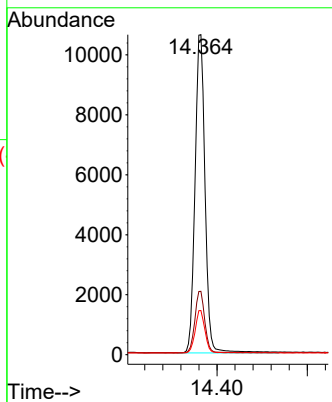
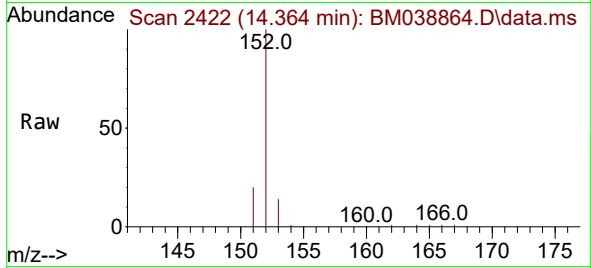


#10
 Acenaphthylene
 Concen: 0.386 ng/u1
 RT: 14.364 min Scan# 2422
 Delta R.T. 0.002 min
 Lab File: BM038864.D
 Acq: 06 Mar 2023 09:18

Instrument :
 BNA_M
 ClientSampleId :
 SSTD0.4073

Tgt Ion:152 Resp: 16449

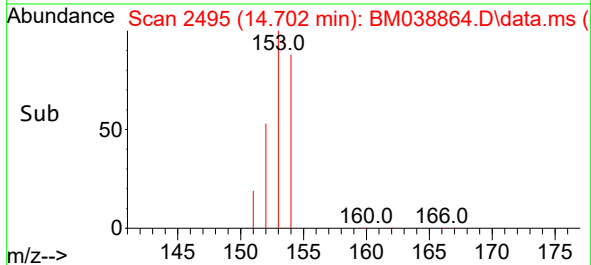
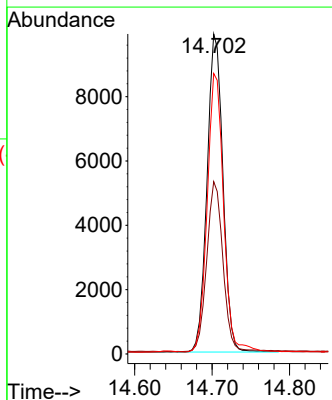
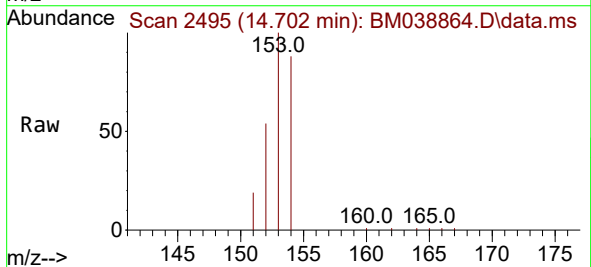
Ion	Ratio	Lower	Upper
152	100		
151	19.8	15.6	23.4
153	13.8	10.6	15.8

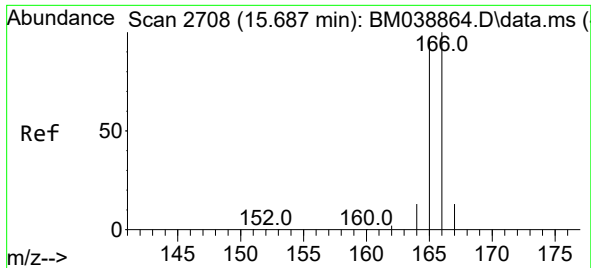


#11
 Acenaphthene
 Concen: 0.403 ng/u1
 RT: 14.702 min Scan# 2495
 Delta R.T. -0.003 min
 Lab File: BM038864.D
 Acq: 06 Mar 2023 09:18

Tgt Ion:153 Resp: 14135

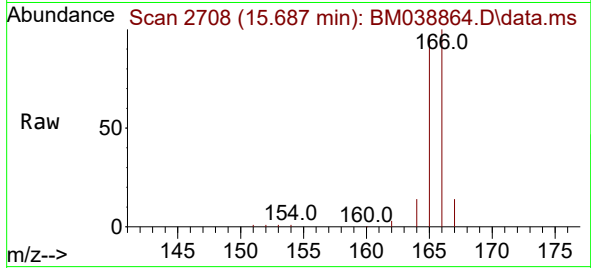
Ion	Ratio	Lower	Upper
153	100		
152	53.9	44.2	66.2
154	87.7	70.6	105.8



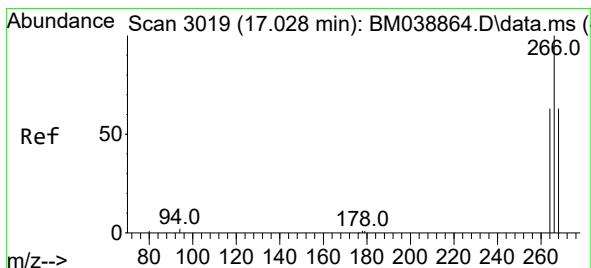
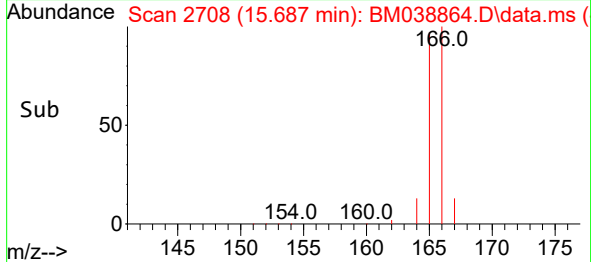
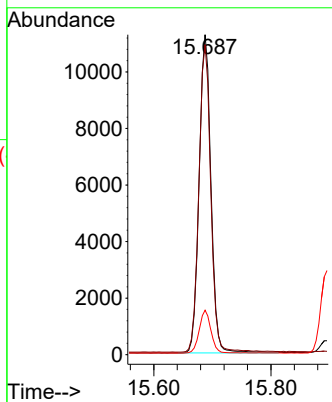


#12
 Fluorene
 Concen: 0.401 ng/u1
 RT: 15.687 min Scan# 21
 Delta R.T. -0.003 min
 Lab File: BM038864.D
 Acq: 06 Mar 2023 09:18

Instrument :
 BNA_M
 ClientSampleId :
 SSTD0.4073

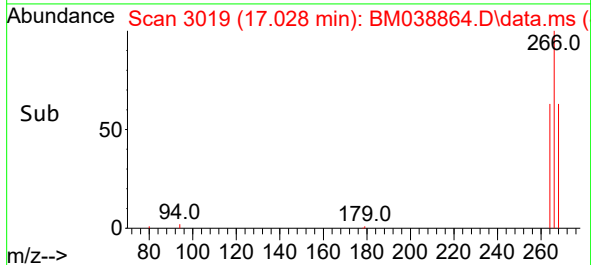
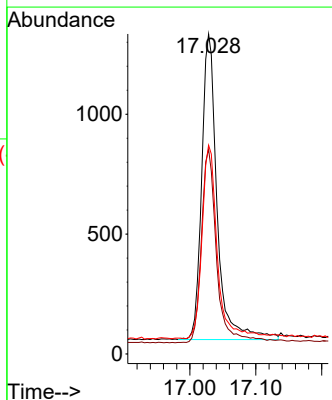
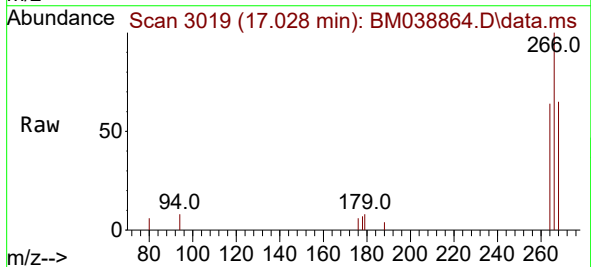


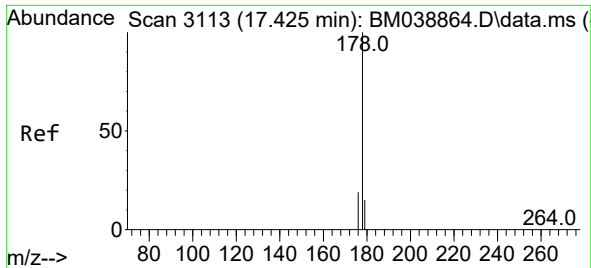
Tgt Ion:166 Resp: 15862
 Ion Ratio Lower Upper
 166 100
 165 96.9 77.8 116.6
 167 13.9 11.4 17.2



#14
 Pentachlorophenol
 Concen: 0.359 ng/u1
 RT: 17.028 min Scan# 3019
 Delta R.T. -0.002 min
 Lab File: BM038864.D
 Acq: 06 Mar 2023 09:18

Tgt Ion:266 Resp: 2068
 Ion Ratio Lower Upper
 266 100
 264 62.9 50.2 75.2
 268 64.2 50.2 75.4



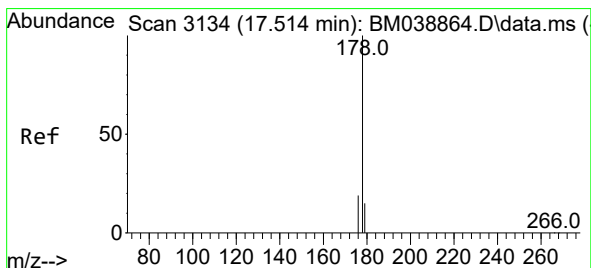
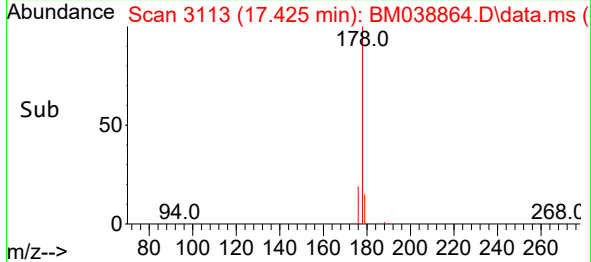
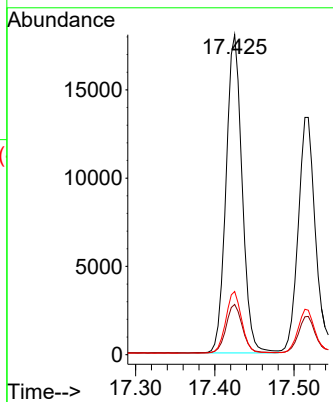
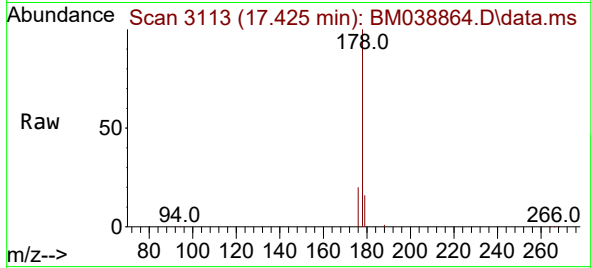


#15
 Phenanthrene
 Concen: 0.403 ng/u1
 RT: 17.425 min Scan# 3113
 Delta R.T. -0.002 min
 Lab File: BM038864.D
 Acq: 06 Mar 2023 09:18

Instrument :
 BNA_M
 ClientSampleId :
 SSTD0.4073

Tgt Ion:178 Resp: 25459

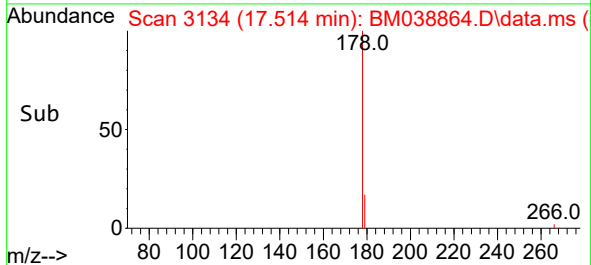
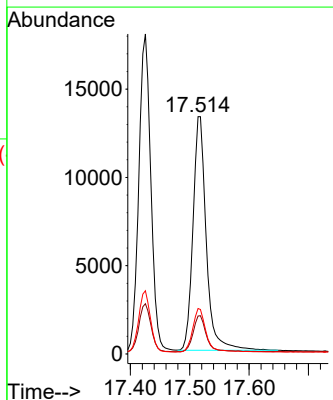
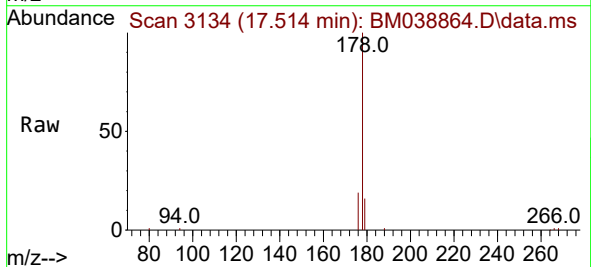
Ion	Ratio	Lower	Upper
178	100		
179	15.7	12.7	19.1
176	19.7	15.9	23.9

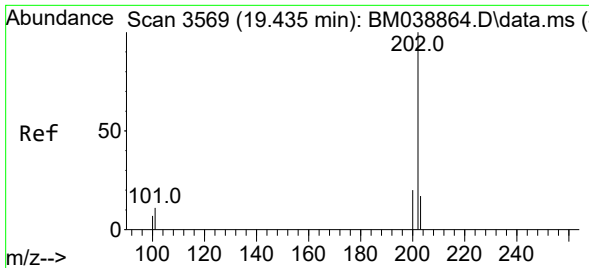


#16
 Anthracene
 Concen: 0.396 ng/u1
 RT: 17.514 min Scan# 3134
 Delta R.T. -0.002 min
 Lab File: BM038864.D
 Acq: 06 Mar 2023 09:18

Tgt Ion:178 Resp: 20601

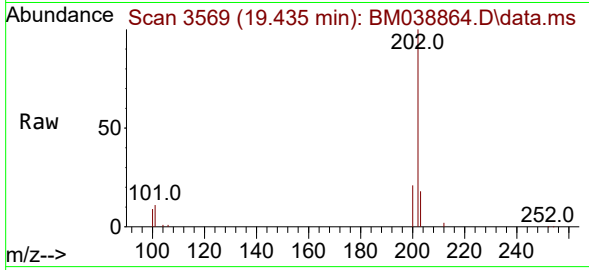
Ion	Ratio	Lower	Upper
178	100		
179	16.0	13.0	19.6
176	19.2	15.4	23.2





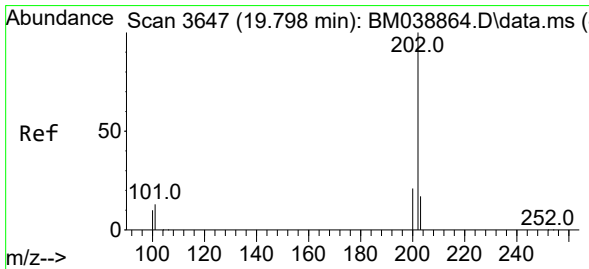
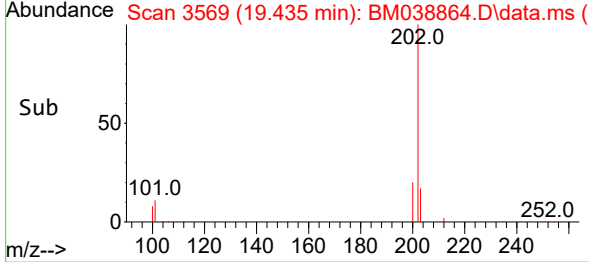
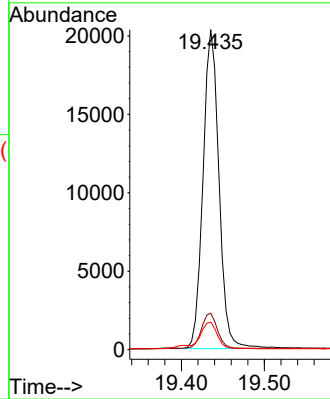
#19
 Fluoranthene
 Concen: 0.422 ng/u1
 RT: 19.435 min Scan# 31
 Delta R.T. -0.003 min
 Lab File: BM038864.D
 Acq: 06 Mar 2023 09:18

Instrument :
 BNA_M
 ClientSampleId :
 SSTD0.4073



Tgt Ion:202 Resp: 27224

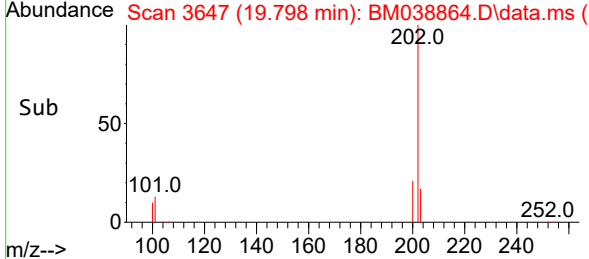
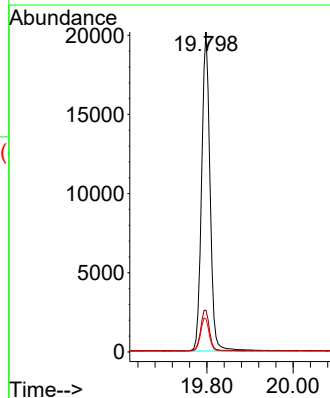
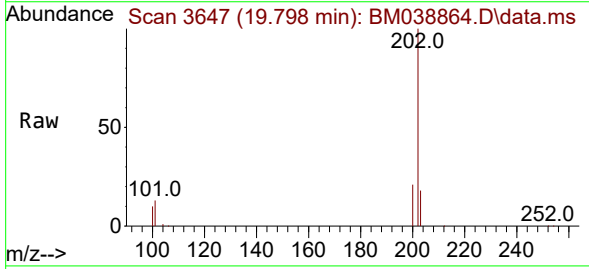
Ion	Ratio	Lower	Upper
202	100		
101	11.4	8.9	13.3
100	8.6	6.8	10.2

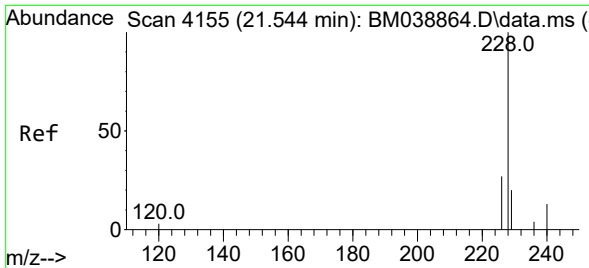


#20
 Pyrene
 Concen: 0.413 ng/u1
 RT: 19.798 min Scan# 3647
 Delta R.T. 0.002 min
 Lab File: BM038864.D
 Acq: 06 Mar 2023 09:18

Tgt Ion:202 Resp: 27339

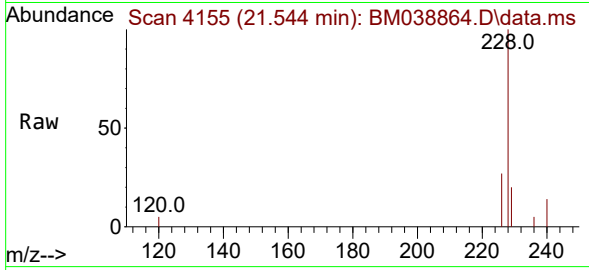
Ion	Ratio	Lower	Upper
202	100		
101	13.0	11.2	16.8
100	10.3	9.0	13.6



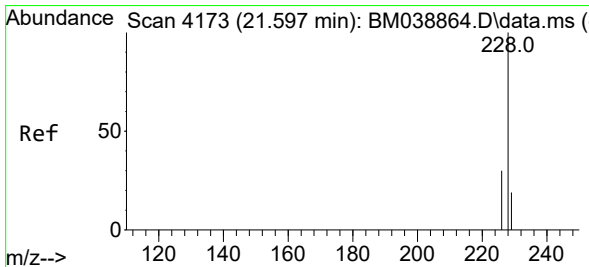
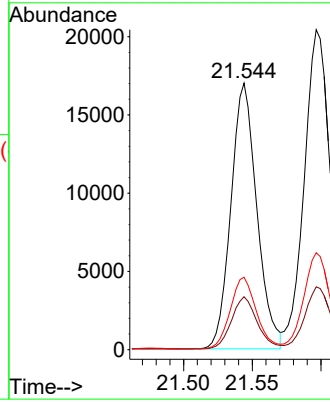
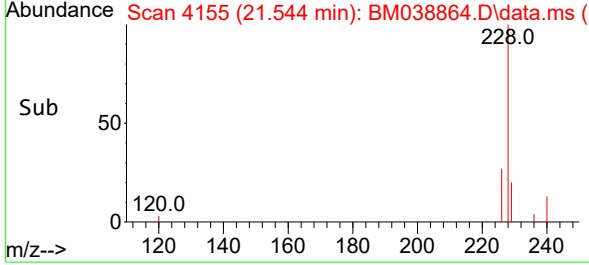


#21
 Benzo(a)anthracene
 Concen: 0.414 ng/uI
 RT: 21.544 min Scan# 4155
 Delta R.T. 0.000 min
 Lab File: BM038864.D
 Acq: 06 Mar 2023 09:18

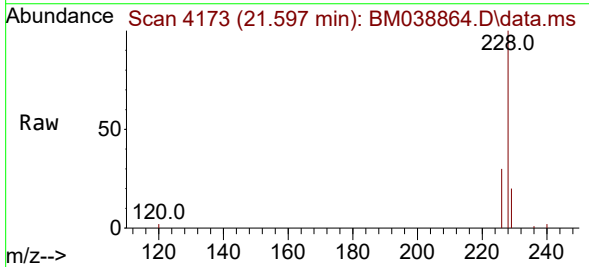
Instrument : BNA_M
 ClientSampleId : SSTD0.4073



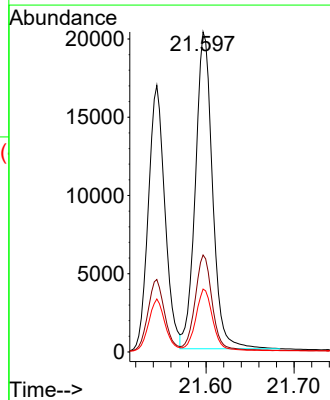
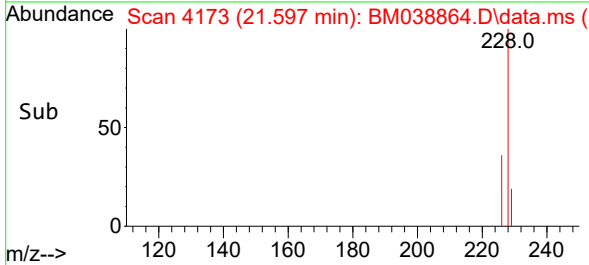
Tgt Ion:228 Resp: 22292
 Ion Ratio Lower Upper
 228 100
 229 19.9 15.6 23.4
 226 27.2 22.0 33.0

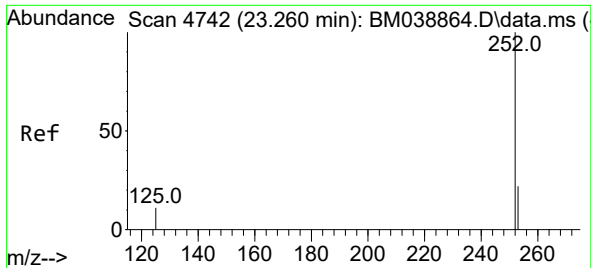


#22
 Chrysene
 Concen: 0.423 ng/uI
 RT: 21.597 min Scan# 4173
 Delta R.T. -0.003 min
 Lab File: BM038864.D
 Acq: 06 Mar 2023 09:18



Tgt Ion:228 Resp: 27411
 Ion Ratio Lower Upper
 228 100
 226 30.3 24.0 36.0
 229 19.7 15.7 23.5

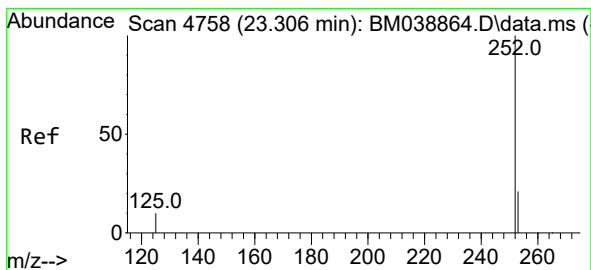
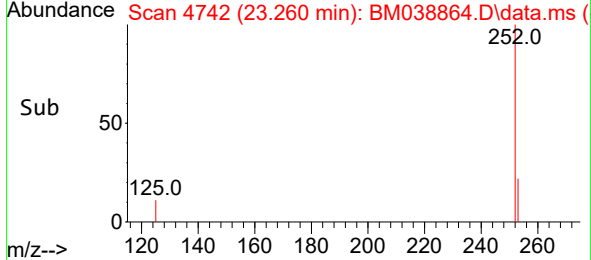
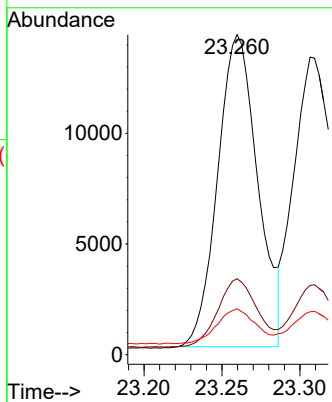
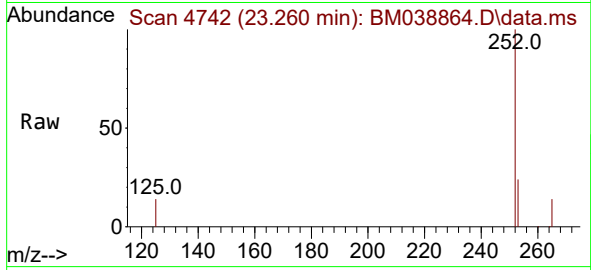




#24
 Benzo(b)fluoranthene
 Concen: 0.411 ng/u1
 RT: 23.260 min Scan# 4742
 Delta R.T. -0.003 min
 Lab File: BM038864.D
 Acq: 06 Mar 2023 09:18

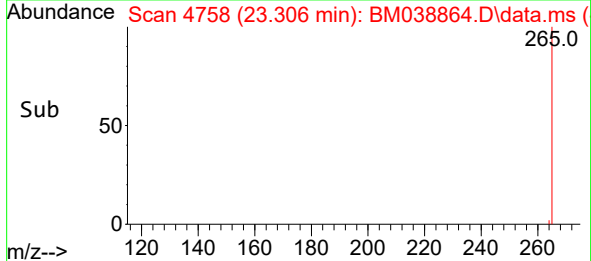
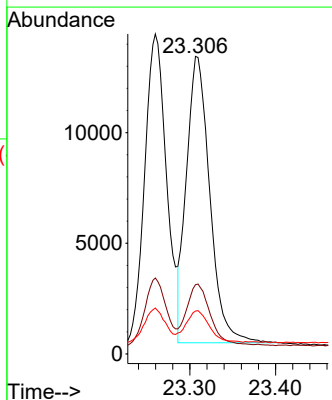
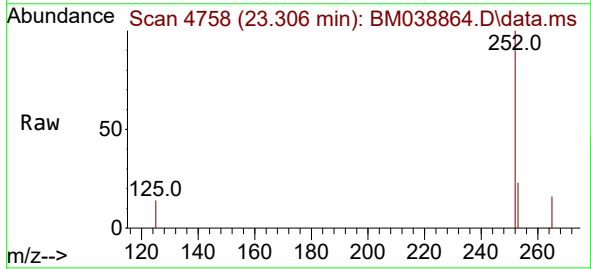
Instrument : BNA_M
 ClientSampleId : SSTD0.4073

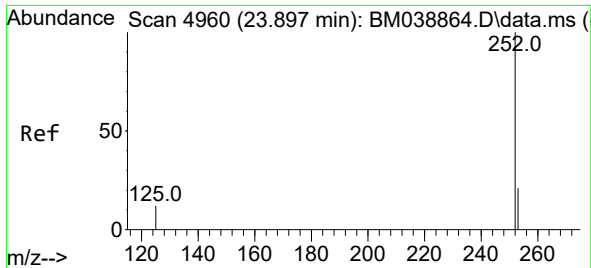
Tgt Ion	Resp	Lower	Upper
252	100		
253	23.8	0.0	47.6
125	14.3	0.0	29.2



#25
 Benzo(k)fluoranthene
 Concen: 0.399 ng/u1
 RT: 23.306 min Scan# 4758
 Delta R.T. -0.006 min
 Lab File: BM038864.D
 Acq: 06 Mar 2023 09:18

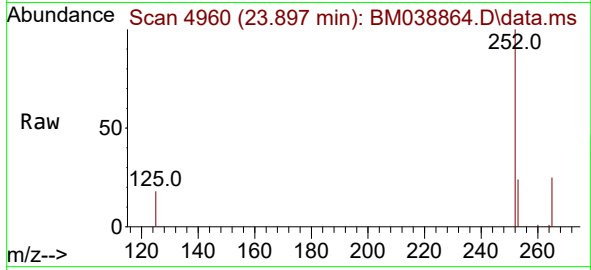
Tgt Ion	Resp	Lower	Upper
252	100		
253	23.3	19.2	28.8
125	14.4	11.8	17.6



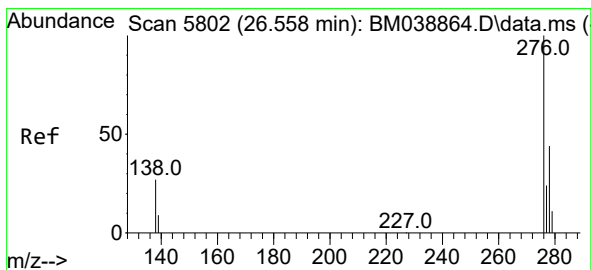
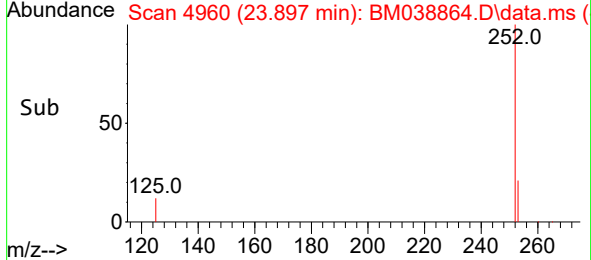
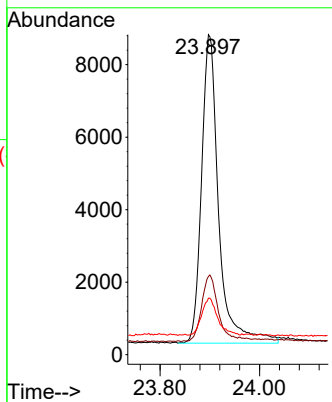


#26
 Benzo(a)pyrene
 Concen: 0.415 ng/u1
 RT: 23.897 min Scan# 4960
 Delta R.T. -0.003 min
 Lab File: BM038864.D
 Acq: 06 Mar 2023 09:18

Instrument :
 BNA_M
 ClientSampleId :
 SST0.4073

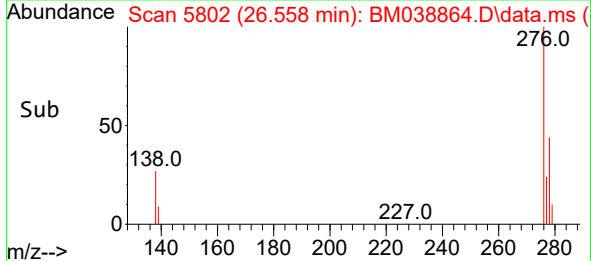
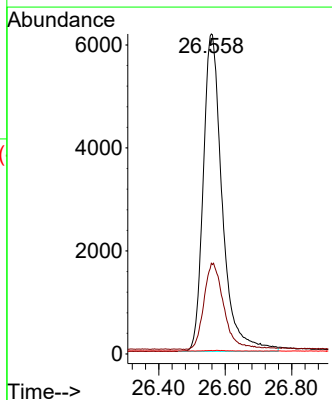
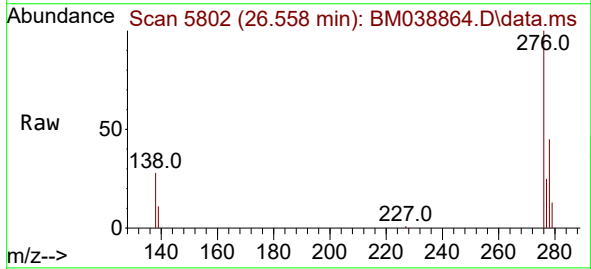


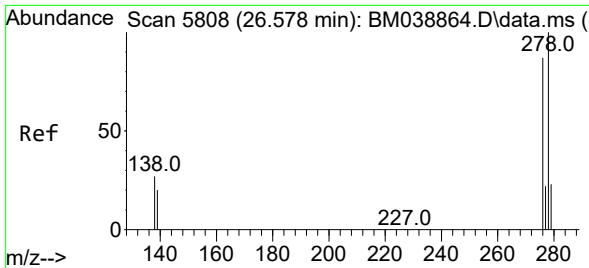
Tgt Ion:252 Resp: 20335
 Ion Ratio Lower Upper
 252 100
 253 24.5 20.3 30.5
 125 17.7 14.0 21.0



#27
 Indeno(1,2,3-cd)pyrene
 Concen: 0.395 ng/u1
 RT: 26.558 min Scan# 5802
 Delta R.T. -0.010 min
 Lab File: BM038864.D
 Acq: 06 Mar 2023 09:18

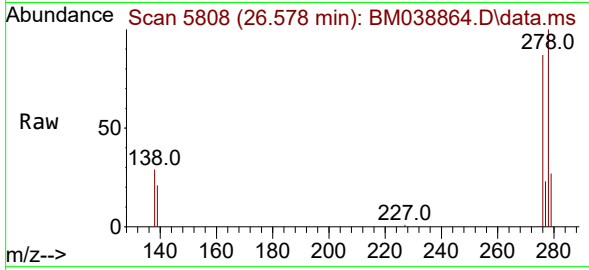
Tgt Ion:276 Resp: 24433
 Ion Ratio Lower Upper
 276 100
 138 28.8 22.2 33.4
 227 0.1 0.2 0.2#



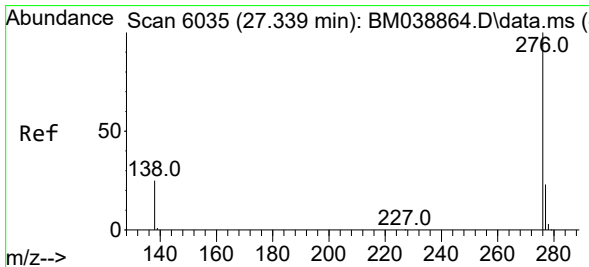
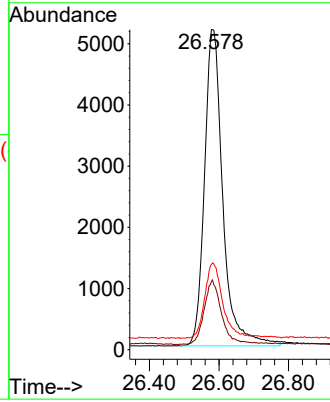
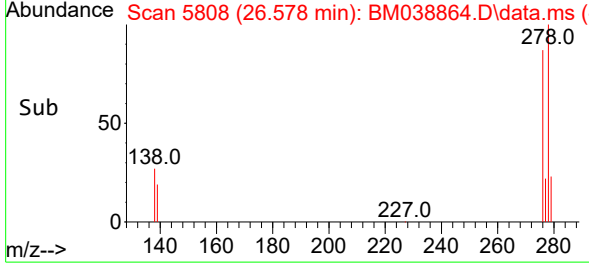


#28
 Dibenzo(a,h)anthracene
 Concen: 0.402 ng/ul
 RT: 26.578 min Scan# 51
 Delta R.T. -0.010 min
 Lab File: BM038864.D
 Acq: 06 Mar 2023 09:18

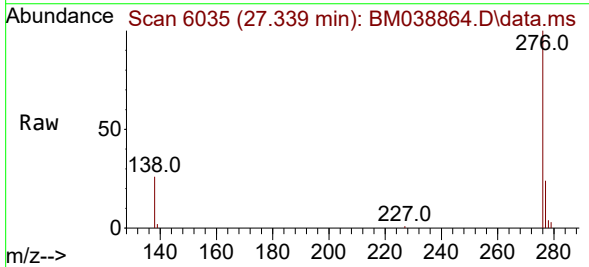
Instrument :
 BNA_M
 ClientSampleId :
 SSTD0.4073



Tgt Ion:278 Resp: 18961
 Ion Ratio Lower Upper
 278 100
 139 21.3 16.0 24.0
 279 26.6 21.8 32.6



#29
 Benzo(g,h,i)perylene
 Concen: 0.383 ng/ul
 RT: 27.339 min Scan# 6035
 Delta R.T. -0.003 min
 Lab File: BM038864.D
 Acq: 06 Mar 2023 09:18



Tgt Ion:276 Resp: 22092
 Ion Ratio Lower Upper
 276 100
 138 25.9 20.2 30.4
 277 24.2 19.8 29.8

