

Data Path : Z:\HPCHEM1\BNA M\DATA\BM030917\
 Data File : BM009156.D
 Acq On : 09 Mar 2017 21:33
 Operator : SJ/MA
 Sample : I2069-22
 Misc :
 ALS Vial : 19 Sample Multiplier: 1

Instrument :
 BNA_M
 ClientSampleId :
 C0AJ7

Quant Time: Mar 10 03:17:25 2017
 Quant Method : Z:\HPCHEM1\BNA M\METHODS\SOM-EPA-SIM-BM030317.M
 Quant Title : ASP BNA STANDARDS FOR 5 POINT CALIBRATION
 QLast Update : Fri Mar 10 03:16:46 2017
 Response via : Initial Calibration

Internal Standards	R.T.	QIon	Response	Conc	Units	Dev(Min)
1) 1,4-Dichlorobenzene-d4	7.88	152	242	0.40	ng/ul	0.00
2) Naphthalene-d8	10.68	136	750	0.40	ng/ul	0.00
6) Acenaphthene-d10	14.52	164	458	0.40	ng/ul	0.00
10) Phenanthrene-d10	17.36	188	50053	0.40	ng/ul	0.10
16) Chrysene-d12	21.69	240	44	0.40	ng/ul	0.25
20) Perylene-d12	24.04	264	221	0.40	ng/ul	0.26

System Monitoring Compounds	R.T.	QIon	Response	Conc	Units	Dev(Min)
4) 2-Methylnaphthalene-d10	12.27	152	231	0.19	ng/ul	0.00
14) Fluoranthene-d10	19.29	212	686	0.00	ng/ul	0.00

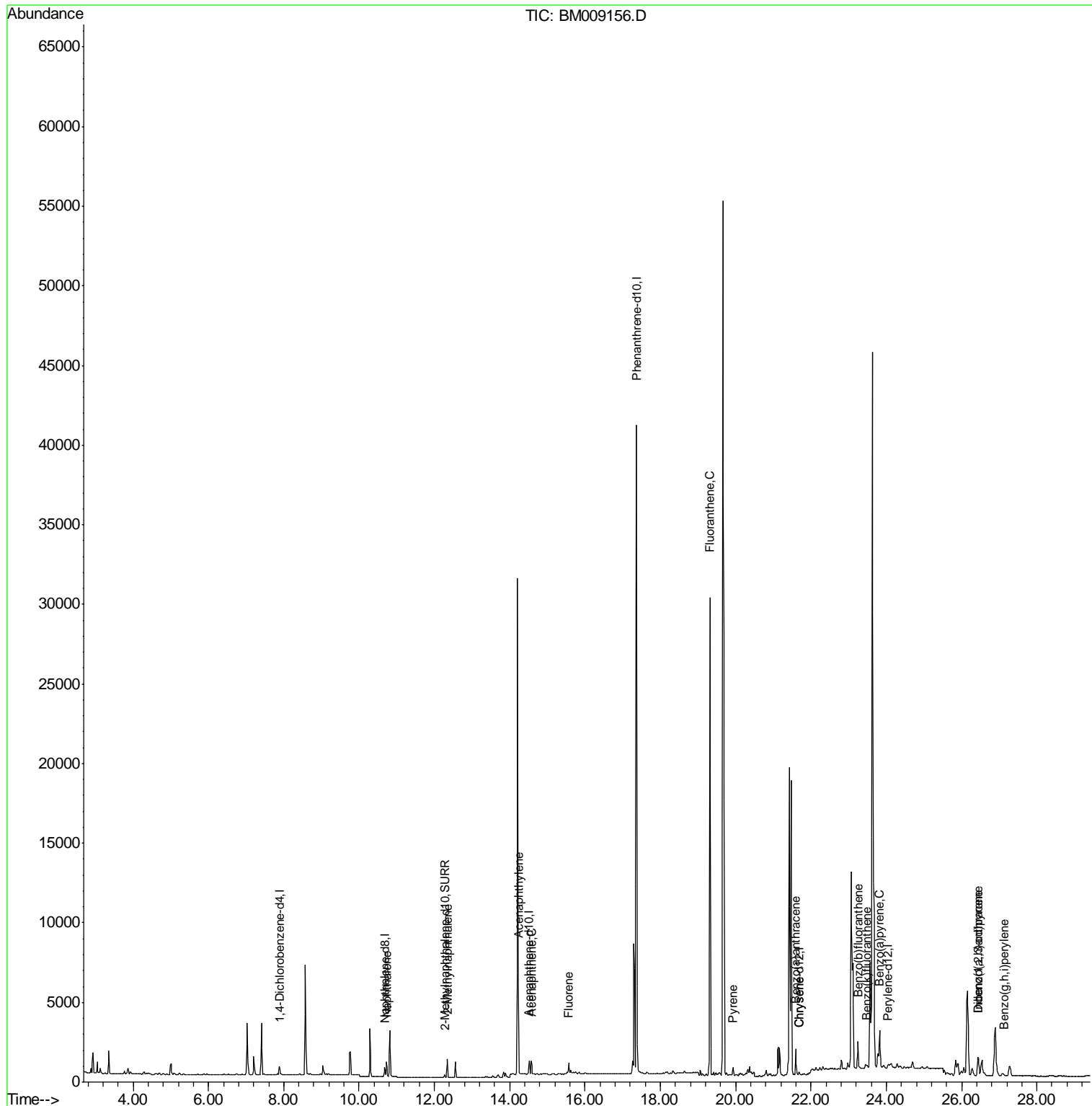
Target Compounds	R.T.	QIon	Response	Conc	Units	Ovalue
3) Naphthalene	10.73	128	1251	0.58	ng/ul	94
5) 2-Methylnaphthalene	12.34	142	747	0.48	ng/ul	100
7) Acenaphthylene	14.23	152	238	0.10	ng/ul#	44
8) Acenaphthene	14.57	153	597	0.33	ng/ul#	87
9) Fluorene	15.56	166	688	0.32	ng/ul#	77
15) Fluoranthene	19.32	202	28989	0.14	ng/ul	92
17) Pyrene	19.92	202	143	0.94	ng/ul#	1
18) Benzo(a)anthracene	21.60	228	1401	9.58	ng/ul#	57
19) Chrysene	21.68	228	65	0.47	ng/ul#	1
21) Benzo(b)fluoranthene	23.25	252	2364	2.72	ng/ul	93
22) Benzo(k)fluoranthene	23.48	252	335	0.44	ng/ul#	1
23) Benzo(a)pyrene	23.83	252	3465	4.44	ng/ul#	89
24) Indeno(1,2,3-cd)pyrene	26.44	276	530	0.53	ng/ul#	76
25) Dibenzo(a,h)anthracene	26.44	278	1930	2.31	ng/ul#	94
26) Benzo(a,h,i)perylene	27.11	276	129	0.15	ng/ul#	1

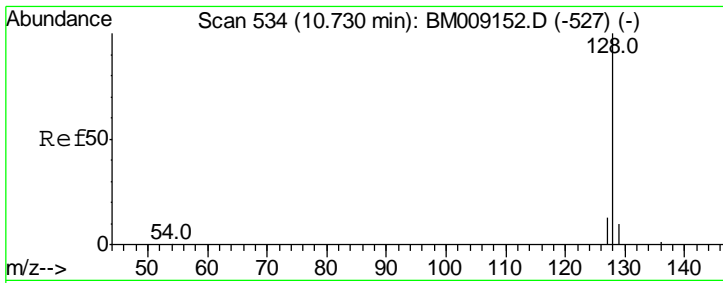
(#) = qualifier out of range (m) = manual integration (+) = signals summed

Data Path : Z:\HPCHEM1\BNA M\DATA\BM030917\
 Data File : BM009156.D
 Acq On : 09 Mar 2017 21:33
 Operator : SJ/MA
 Sample : I2069-22
 Misc :
 ALS Vial : 19 Sample Multiplier: 1

Instrument :
 BNA_M
 ClientSampled :
 C0AJ7

Quant Time: Mar 10 03:17:25 2017
 Quant Method : Z:\HPCHEM1\BNA M\METHODS\SOM-EPA-SIM-BM030317.M
 Quant Title : ASP BNA STANDARDS FOR 5 POINT CALIBRATION
 QLast Update : Fri Mar 10 03:16:46 2017
 Response via : Initial Calibration

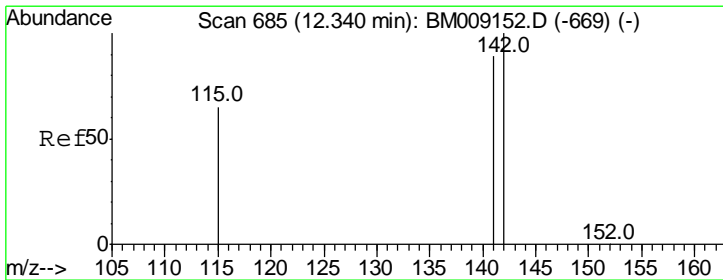
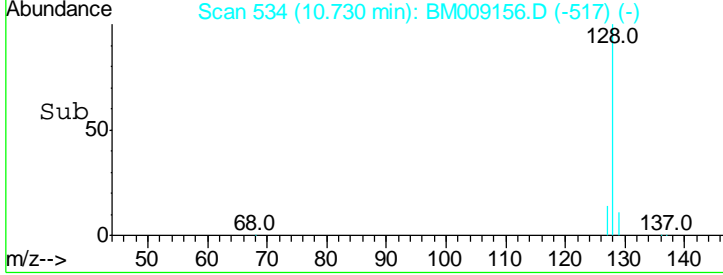
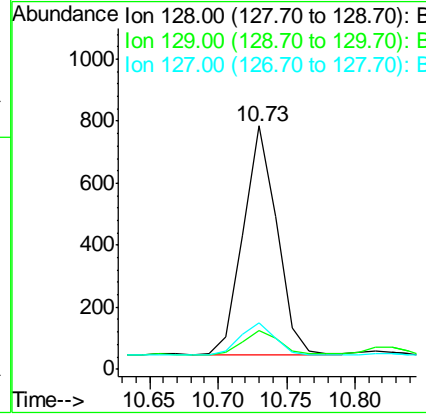
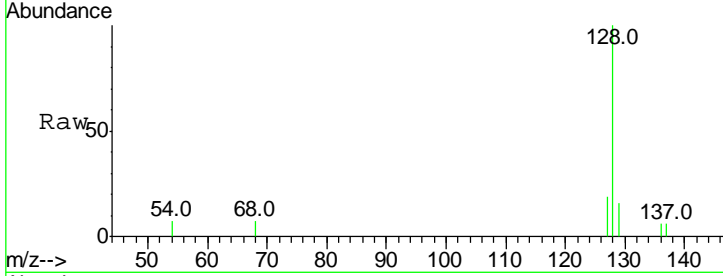




#3
 Naphthalene
 Concen: 0.58 ng/ul
 RT: 10.73 min Scan# 534
 Delta R.T. 0.00 min
 Lab File: BM009156.D
 Acq: 09 Mar 2017 21:33

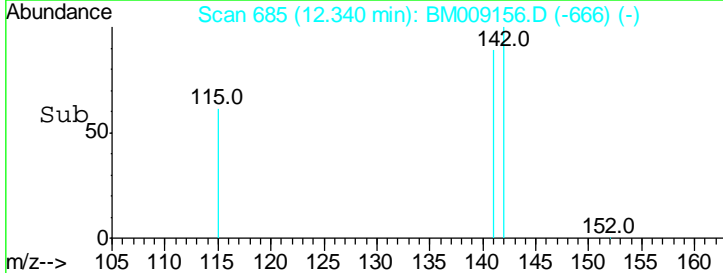
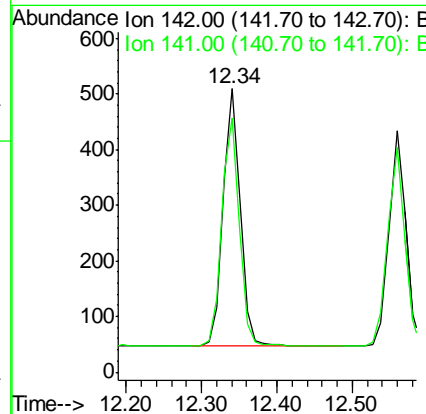
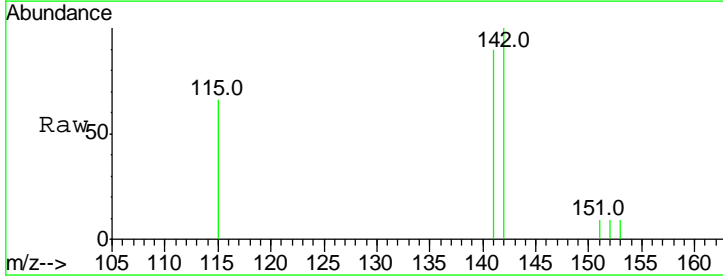
Instrument :
 BNA_M
 ClientSampleId :
 C0AJ7

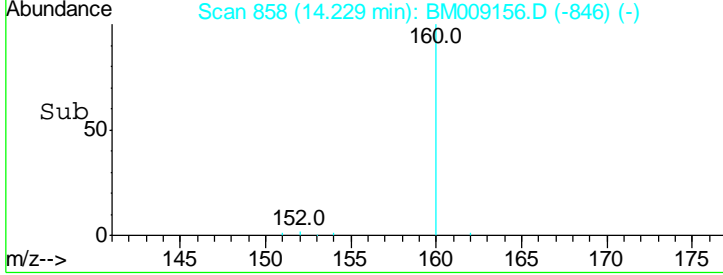
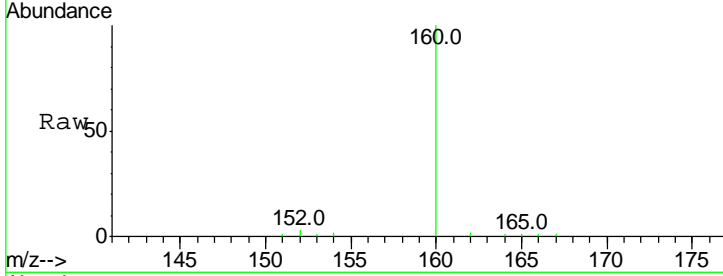
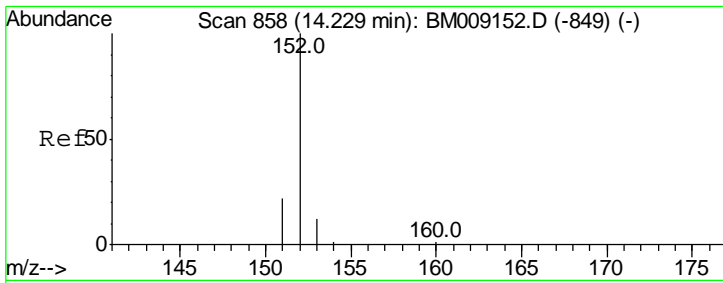
Tgt Ion	Resp	Lower	Upper
128	100		
129	16.1	11.3	16.9
127	18.9	12.8	19.2



#5
 2-Methylnaphthalene
 Concen: 0.48 ng/ul
 RT: 12.34 min Scan# 685
 Delta R.T. 0.00 min
 Lab File: BM009156.D
 Acq: 09 Mar 2017 21:33

Tgt Ion	Resp	Lower	Upper
142	100		
141	90.8	72.6	108.8

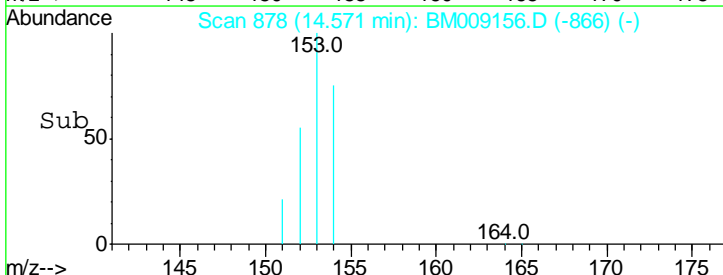
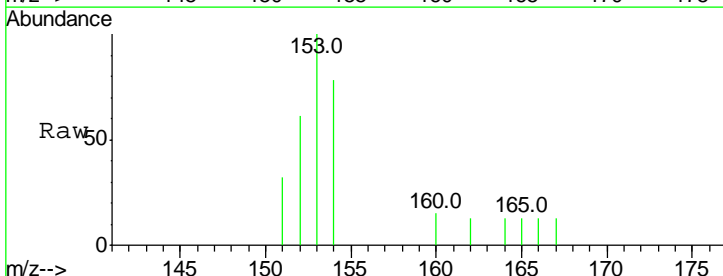
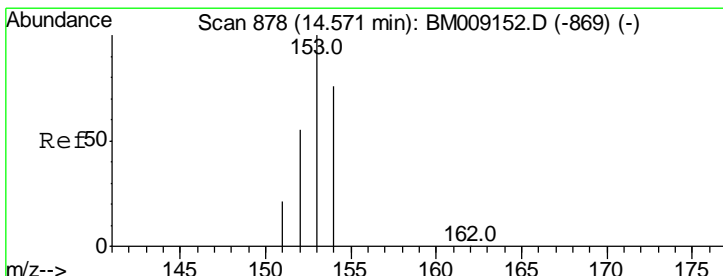
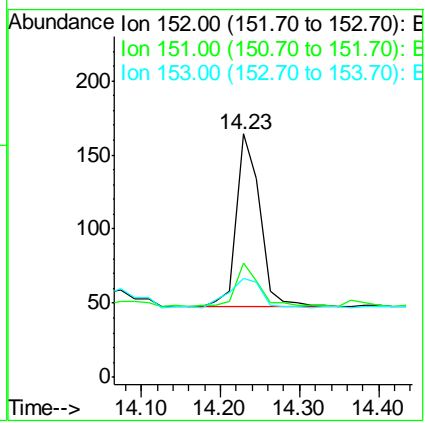




#7
 Acenaphthylene
 Concen: 0.10 ng/ul
 RT: 14.23 min Scan# 858
 Delta R.T. 0.00 min
 Lab File: BM009156.D
 Acq: 09 Mar 2017 21:33

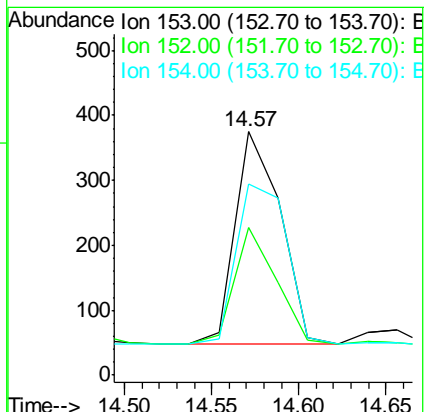
Instrument :
 BNA_M
 ClientSampled :
 C0AJ7

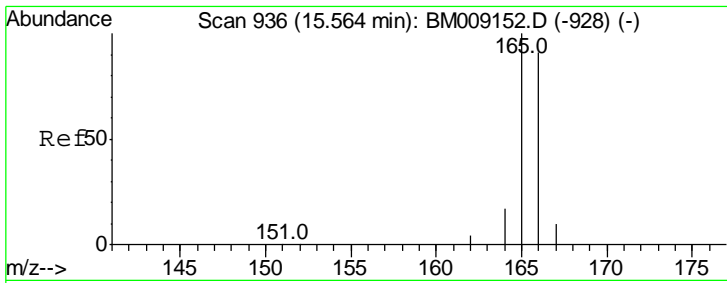
Tgt Ion	Resp	Lower	Upper
152	100		
151	47.0	17.1	25.7#
153	40.9	12.8	19.2#



#8
 Acenaphthene
 Concen: 0.33 ng/ul
 RT: 14.57 min Scan# 878
 Delta R.T. 0.00 min
 Lab File: BM009156.D
 Acq: 09 Mar 2017 21:33

Tgt Ion	Resp	Lower	Upper
153	100		
152	60.5	40.3	60.5#
154	78.4	71.4	107.2



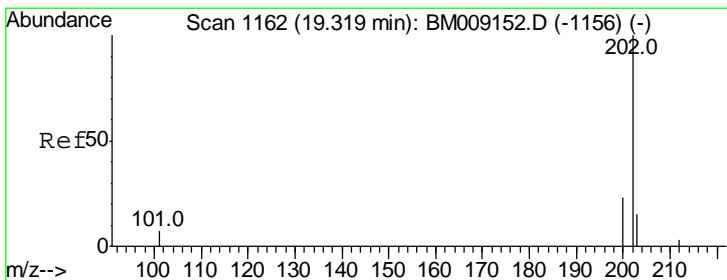
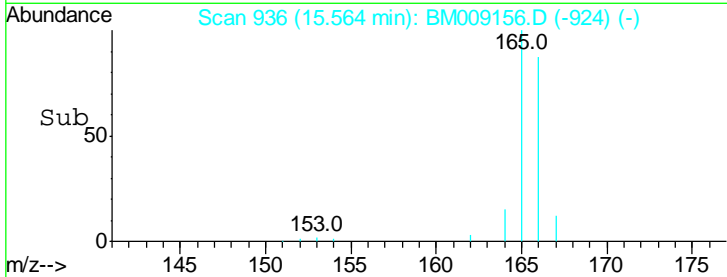
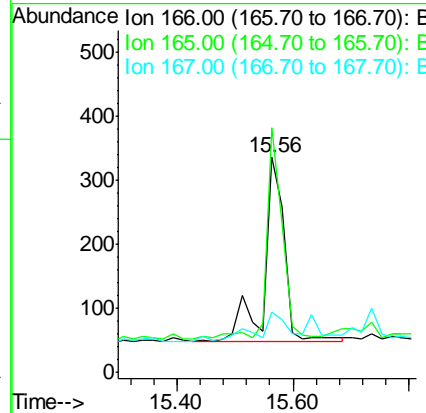
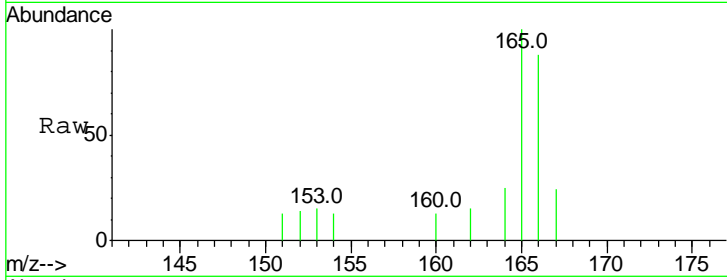


#9
 Fluorene
 Concen: 0.32 ng/ul
 RT: 15.56 min Scan# 936
 Delta R.T. 0.00 min
 Lab File: BM009156.D
 Acq: 09 Mar 2017 21:33

Instrument :
 BNA_M
 ClientSampleId :
 C0AJ7

Tgt Ion:166 Resp: 688

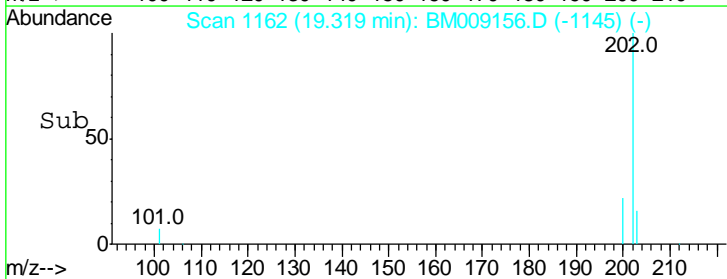
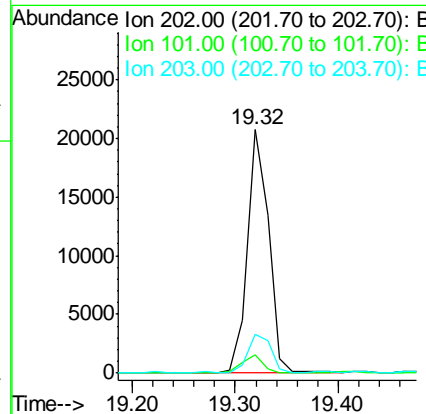

Ion	Ratio	Lower	Upper
166	100		
165	113.7	73.4	110.2#
167	27.8	14.6	22.0#

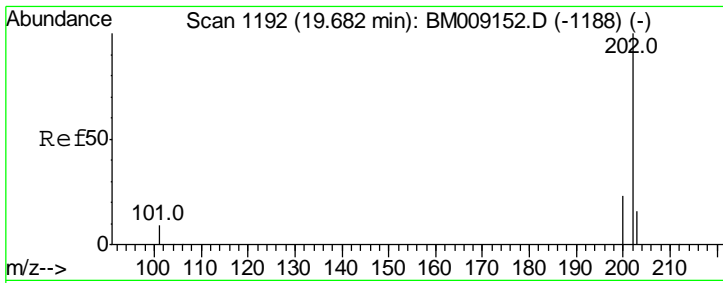


#15
 Fluoranthene
 Concen: 0.14 ng/ul
 RT: 19.32 min Scan# 1162
 Delta R.T. 0.00 min
 Lab File: BM009156.D
 Acq: 09 Mar 2017 21:33

Tgt Ion:202 Resp: 28989

Ion	Ratio	Lower	Upper
202	100		
101	7.3	0.0	30.3
203	16.1	0.0	39.5

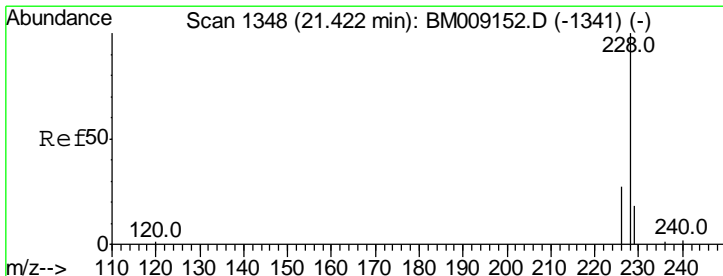
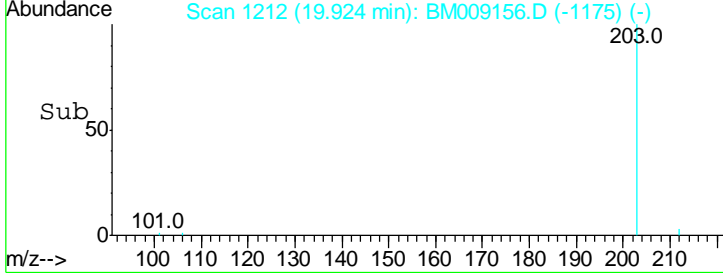
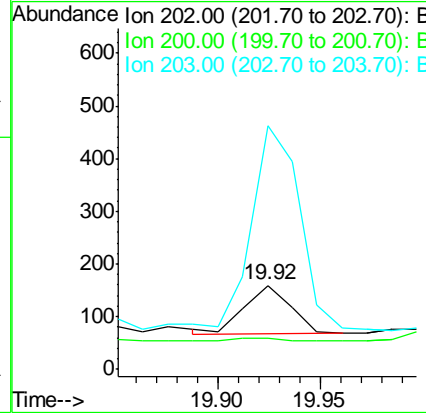
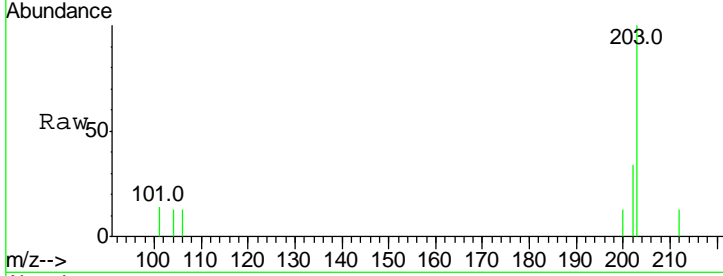




#17
 Pyrene
 Concen: 0.94 ng/ul
 RT: 19.92 min Scan# 1212
 Delta R.T. 0.24 min
 Lab File: BM009156.D
 Acq: 09 Mar 2017 21:33

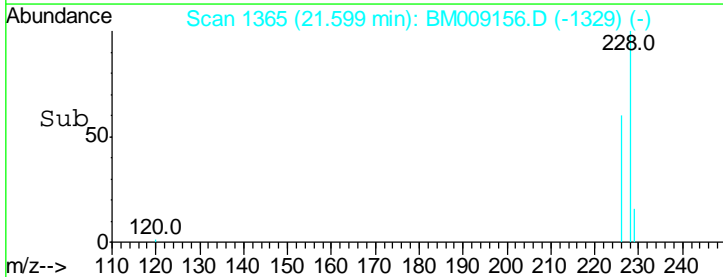
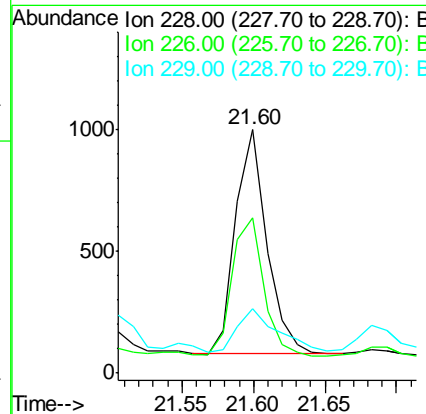
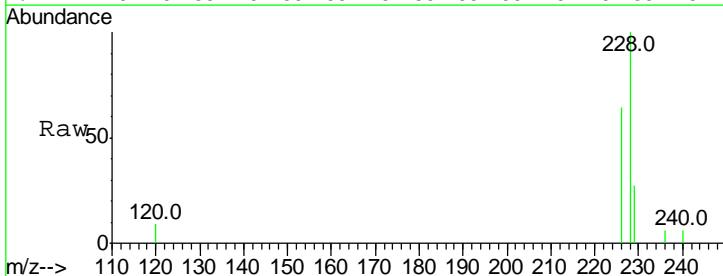
Instrument :
 BNA_M
 ClientSampled :
 C0AJ7

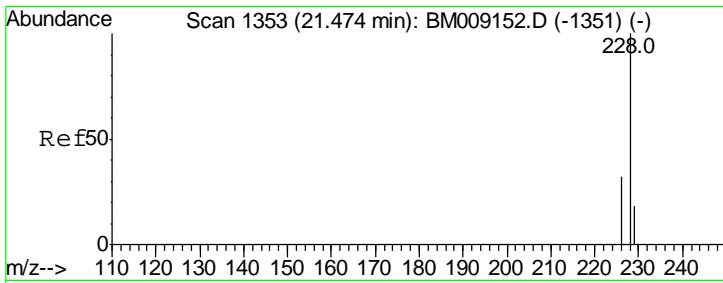
Tgt Ion	Resp	Lower	Upper
202	143		
200	36.5	18.2	27.4#
203	290.6	15.6	23.4#



#18
 Benzo(a)anthracene
 Concen: 9.58 ng/ul
 RT: 21.60 min Scan# 1365
 Delta R.T. 0.18 min
 Lab File: BM009156.D
 Acq: 09 Mar 2017 21:33

Tgt Ion	Resp	Lower	Upper
228	1401		
226	63.5	22.8	34.2#
229	26.6	17.0	25.6#

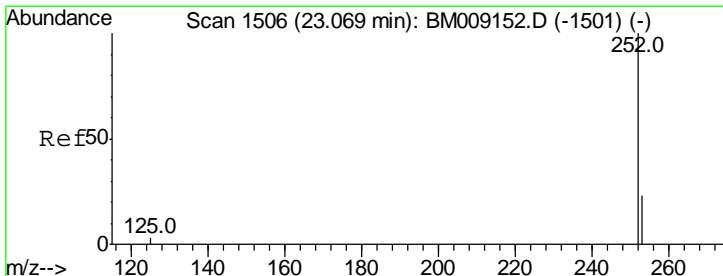
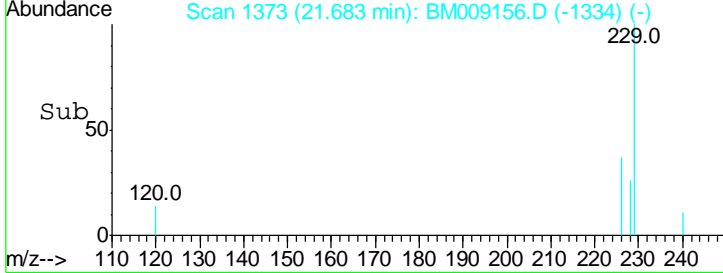
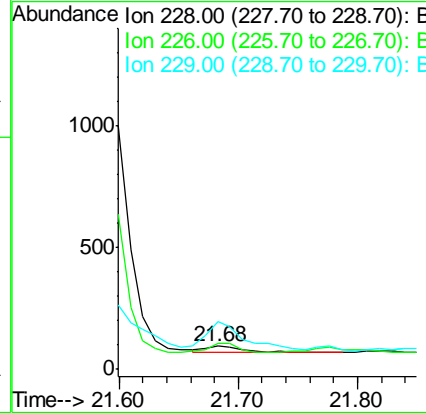
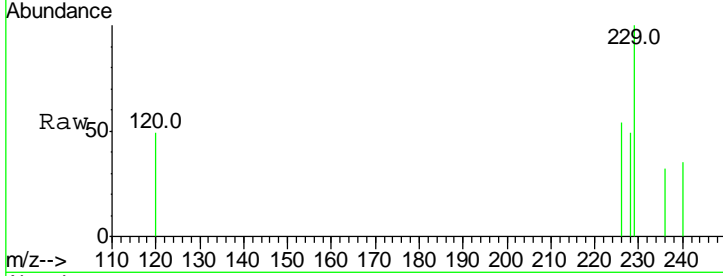




#19
 Chrysene
 Concen: 0.47 ng/ul
 RT: 21.68 min Scan# 1373
 Delta R.T. 0.21 min
 Lab File: BM009156.D
 Acq: 09 Mar 2017 21:33

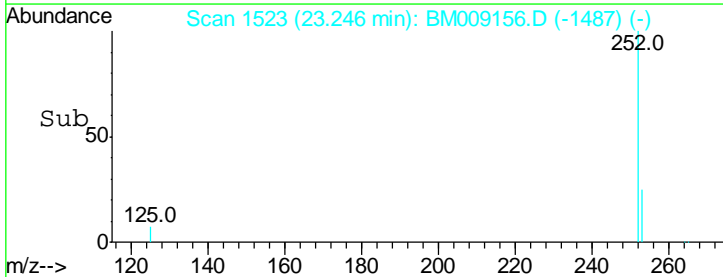
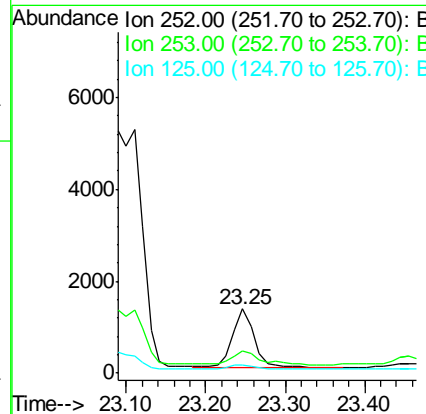
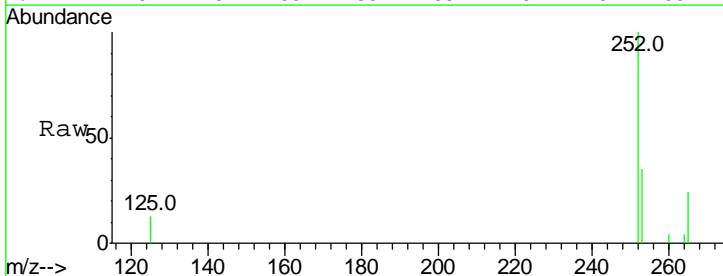
Instrument :
 BNA_M
 ClientSampleID :
 C0AJ7

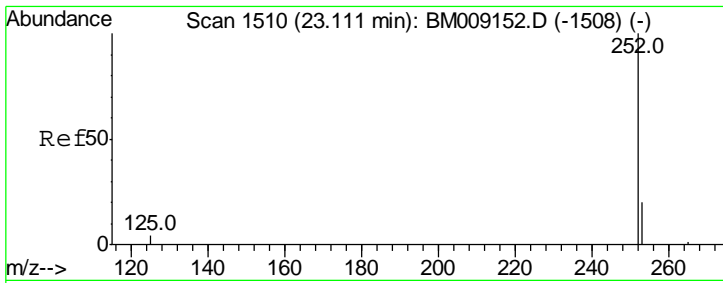
Tgt Ion	Resp	Lower	Upper
228	100		
226	110.4	23.4	35.0#
229	203.1	17.7	26.5#



#21
 Benzo(b)fluoranthene
 Concen: 2.72 ng/ul
 RT: 23.25 min Scan# 1523
 Delta R.T. 0.18 min
 Lab File: BM009156.D
 Acq: 09 Mar 2017 21:33

Tgt Ion	Resp	Lower	Upper
252	100		
253	35.2	0.0	64.2
125	13.3	0.0	35.0

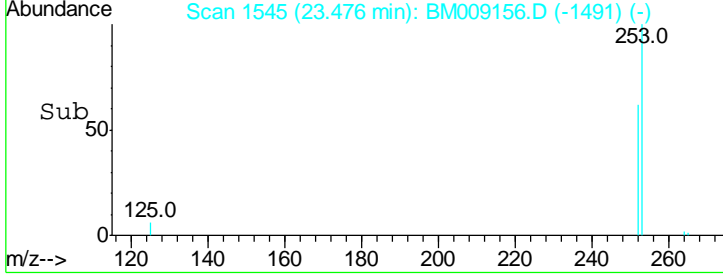
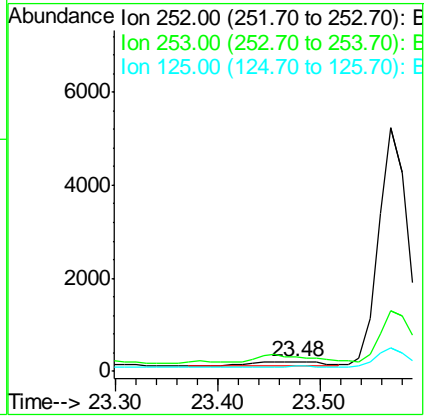
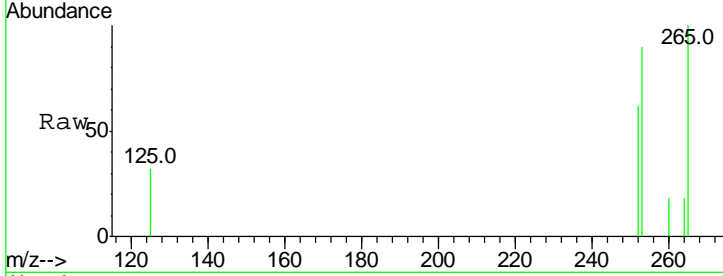




#22
 Benzo(k)fluoranthene
 Concen: 0.44 ng/ul
 RT: 23.48 min Scan# 1545
 Delta R.T. 0.36 min
 Lab File: BM009156.D
 Acq: 09 Mar 2017 21:33

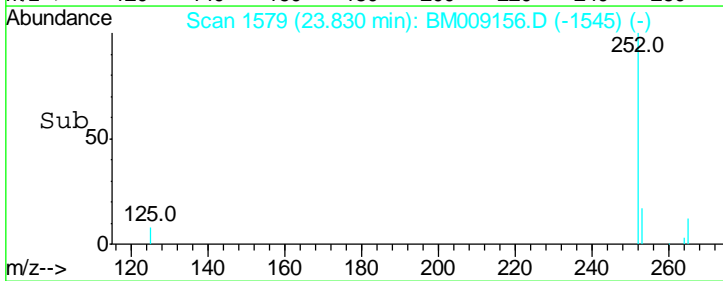
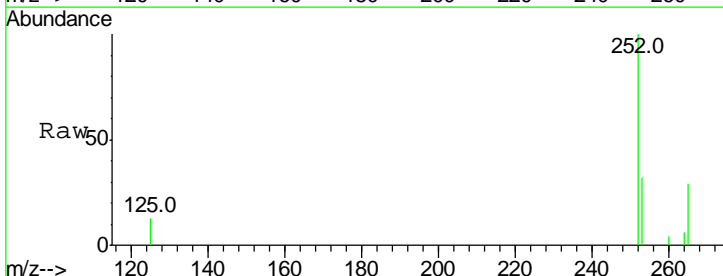
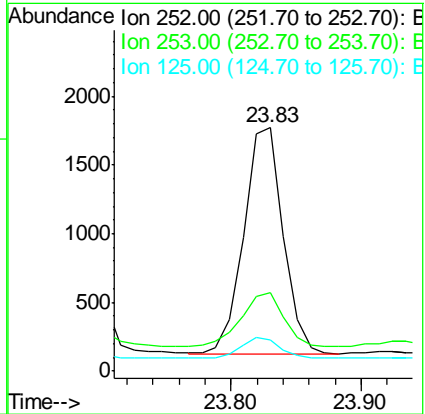
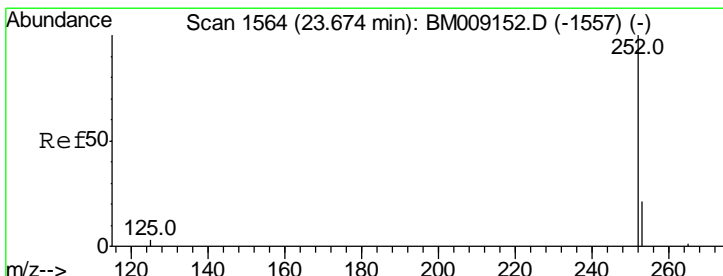
Instrument :
 BNA_M
 ClientSampled :
 C0AJ7

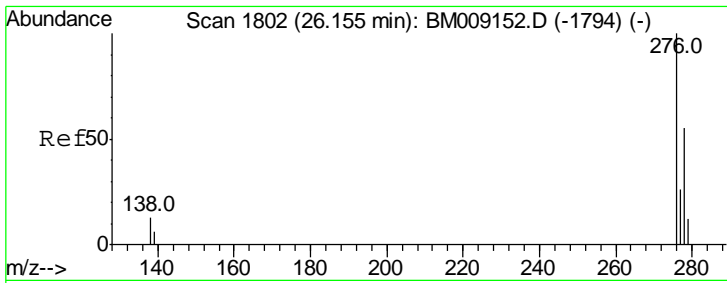
Tgt Ion	Resp	Lower	Upper
252	100		
253	146.1	24.5	36.7#
125	52.0	13.7	20.5#



#23
 Benzo(a)pyrene
 Concen: 4.44 ng/ul
 RT: 23.83 min Scan# 1579
 Delta R.T. 0.16 min
 Lab File: BM009156.D
 Acq: 09 Mar 2017 21:33

Tgt Ion	Resp	Lower	Upper
252	100		
253	32.2	28.5	42.7
125	12.8	18.1	27.1#

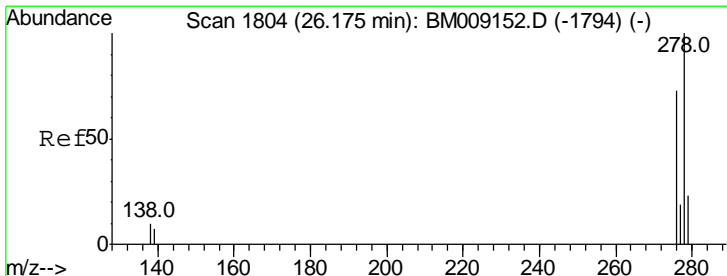
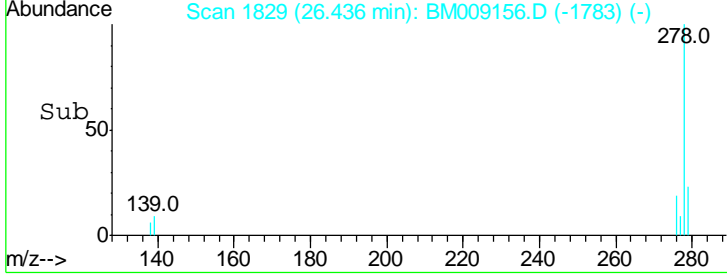
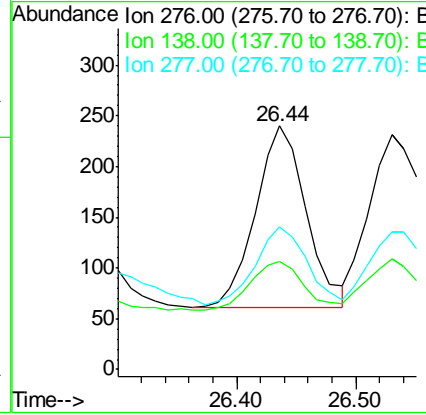
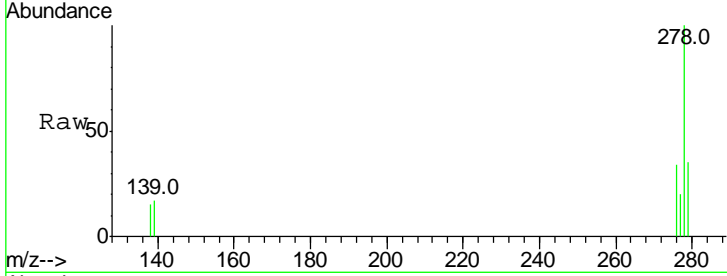




#24
 Indeno(1,2,3-cd)pyrene
 Concen: 0.53 ng/ul
 RT: 26.44 min Scan# 1829
 Delta R.T. 0.28 min
 Lab File: BM009156.D
 Acq: 09 Mar 2017 21:33

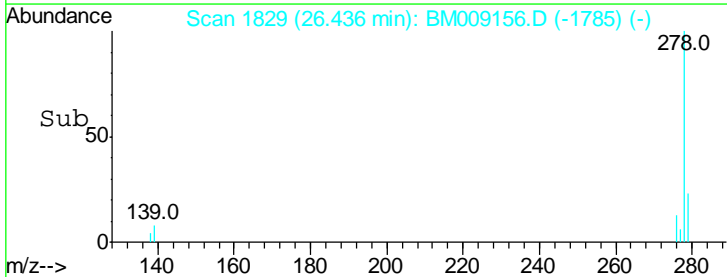
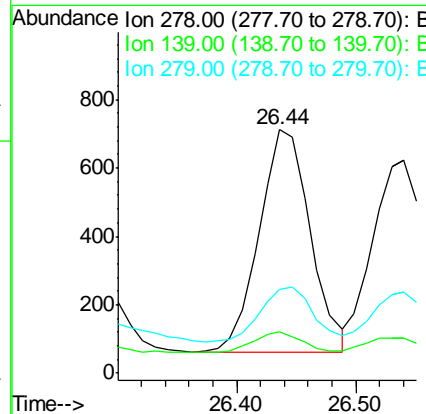
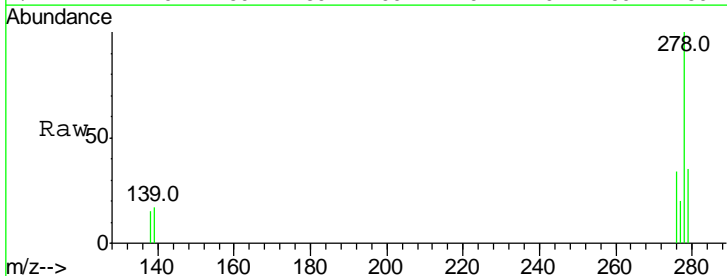
Instrument :
 BNA_M
 ClientSampled :
 C0AJ7

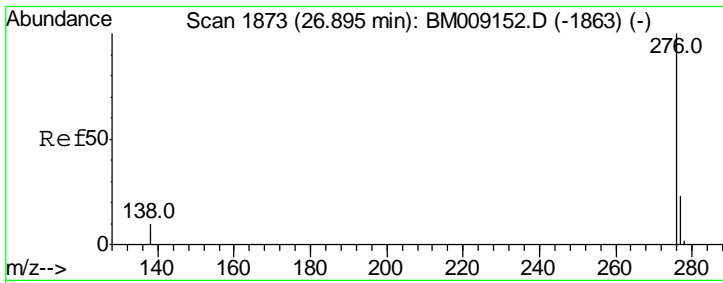
Tgt Ion	Resp	Lower	Upper
276	530		
138	29.1	19.1	28.7#
277	42.6	19.6	29.4#



#25
 Dibenzo(a,h)anthracene
 Concen: 2.31 ng/ul
 RT: 26.44 min Scan# 1829
 Delta R.T. 0.26 min
 Lab File: BM009156.D
 Acq: 09 Mar 2017 21:33

Tgt Ion	Resp	Lower	Upper
278	1930		
139	17.0	17.4	26.0#
279	34.6	25.9	38.9





#26
 Benzo(a,h,i)perylene
 Concen: 0.15 ng/ul
 RT: 27.11 min Scan# 1894
 Delta R.T. 0.22 min
 Lab File: BM009156.D
 Acq: 09 Mar 2017 21:33

Instrument :
 BNA_M
ClientSampled :
 C0AJ7

Tot Ion: 276 Resp: 129

Ion	Ratio	Lower	Upper
276	100		
277	87.5	21.8	32.8#
138	68.8	20.5	30.7#

