

Data Path : Z:\HPCHEM1\BNA M\DATA\BM031017\
 Data File : BM009182.D
 Acq On : 10 Mar 2017 19:22
 Operator : SJ/MA
 Sample : I2107-04
 Misc :
 ALS Vial : 16 Sample Multiplier: 1

Instrument :
 BNA_M
 ClientSampleId :
 C0AJ3

Quant Time: Mar 11 00:54:51 2017
 Quant Method : Z:\HPCHEM1\BNA M\METHODS\SOM-EPA-SIM-BM030317.M
 Quant Title : ASP BNA STANDARDS FOR 5 POINT CALIBRATION
 QLast Update : Sat Mar 11 00:54:34 2017
 Response via : Initial Calibration

Internal Standards	R.T.	QIon	Response	Conc	Units	Dev(Min)
1) 1,4-Dichlorobenzene-d4	7.88	152	220	0.40	ng/ul	0.00
2) Naphthalene-d8	10.68	136	681	0.40	ng/ul	0.00
6) Acenaphthene-d10	14.52	164	411	0.40	ng/ul	0.00
10) Phenanthrene-d10	17.36	188	53091	0.40	ng/ul	0.10
16) Chrysene-d12	21.69	240	55	0.40	ng/ul	0.25
20) Perylene-d12	24.05	264	324	0.40	ng/ul	0.27

System Monitoring Compounds	R.T.	QIon	Response	Conc	Units	Dev(Min)
4) 2-Methylnaphthalene-d10	12.27	152	252	0.22	ng/ul	0.00
14) Fluoranthene-d10	19.47	212	28	0.00	ng/ul	0.18

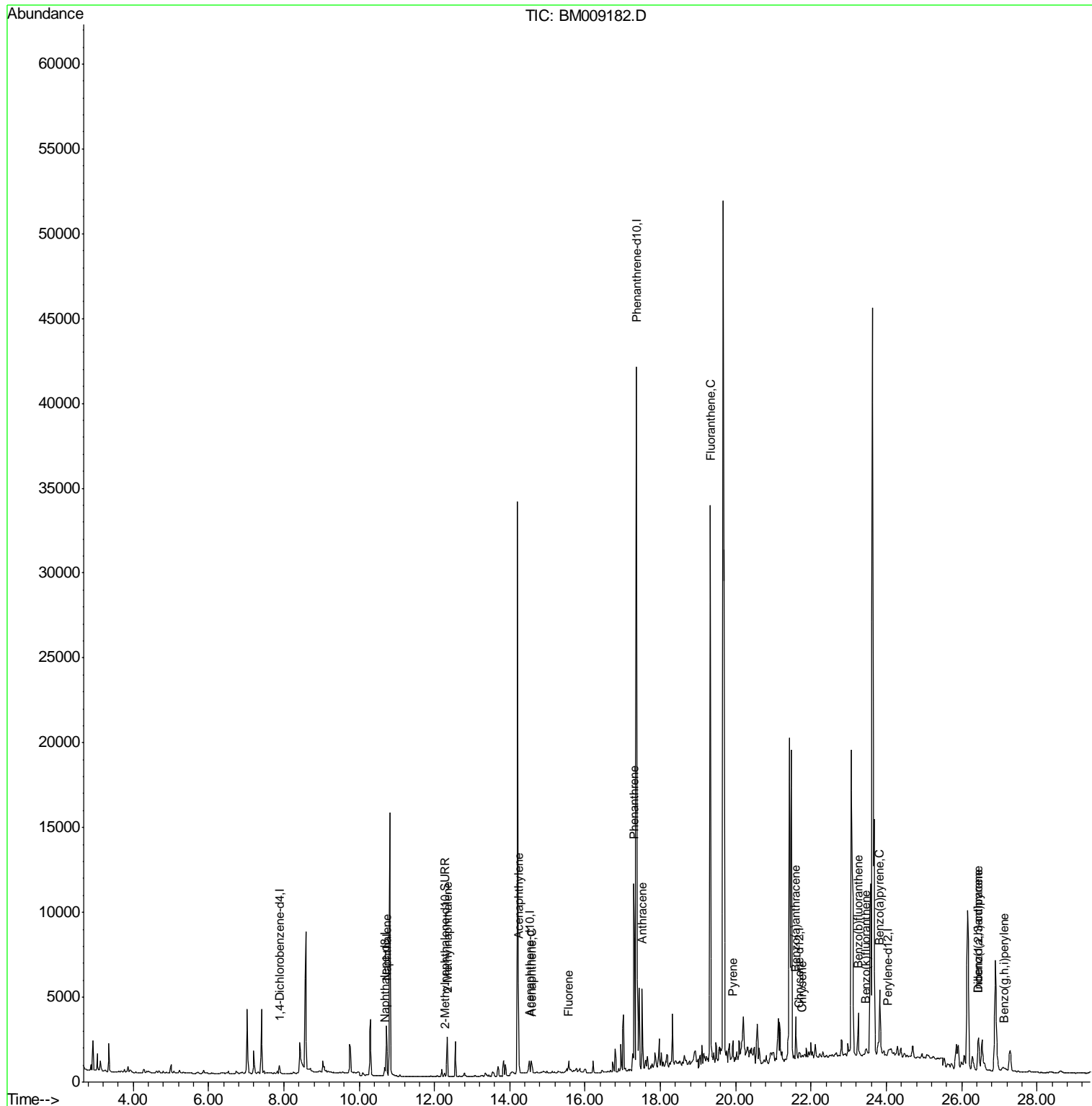
Target Compounds	R.T.	QIon	Response	Conc	Units	Ovalue
3) Naphthalene	10.73	128	3969	2.02	ng/ul	98
5) 2-Methylnaphthalene	12.34	142	1557	1.10	ng/ul	98
7) Acenaphthylene	14.23	152	854	0.40	ng/ul#	80
8) Acenaphthene	14.57	153	522	0.32	ng/ul	91
9) Fluorene	15.56	166	700	0.36	ng/ul#	80
12) Phenanthrene	17.30	178	15119	0.09	ng/ul	97
13) Anthracene	17.52	178	3368	0.02	ng/ul#	7
15) Fluoranthene	19.33	202	36433	0.17	ng/ul	94
17) Pyrene	19.93	202	425	2.25	ng/ul#	1
18) Benzo(a)anthracene	21.60	228	1983	10.85	ng/ul#	38
19) Chrysene	21.75	228	72	0.42	ng/ul#	1
21) Benzo(b)fluoranthene	23.24	252	3850	3.02	ng/ul	90
22) Benzo(k)fluoranthene	23.45	252	505	0.45	ng/ul#	1
23) Benzo(a)pyrene	23.83	252	5407	4.72	ng/ul#	92
24) Indeno(1,2,3-cd)pyrene	26.44	276	811	0.56	ng/ul#	72
25) Dibenzo(a,h)anthracene	26.44	278	3145	2.57	ng/ul	98
26) Benzo(a,h,i)perylene	27.13	276	342	0.28	ng/ul#	6

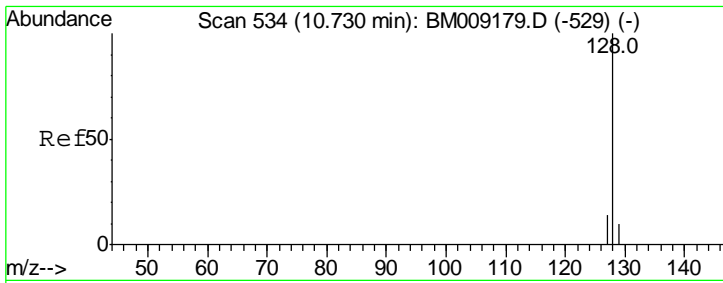
(#) = qualifier out of range (m) = manual integration (+) = signals summed

Data Path : Z:\HPCHEM1\BNA M\DATA\BM031017\
 Data File : BM009182.D
 Acq On : 10 Mar 2017 19:22
 Operator : SJ/MA
 Sample : I2107-04
 Misc :
 ALS Vial : 16 Sample Multiplier: 1

Instrument :
 BNA_M
 ClientSampled :
 C0AJ3

Quant Time: Mar 11 00:54:51 2017
 Quant Method : Z:\HPCHEM1\BNA M\METHODS\SOM-EPA-SIM-BM030317.M
 Quant Title : ASP BNA STANDARDS FOR 5 POINT CALIBRATION
 QLast Update : Sat Mar 11 00:54:34 2017
 Response via : Initial Calibration



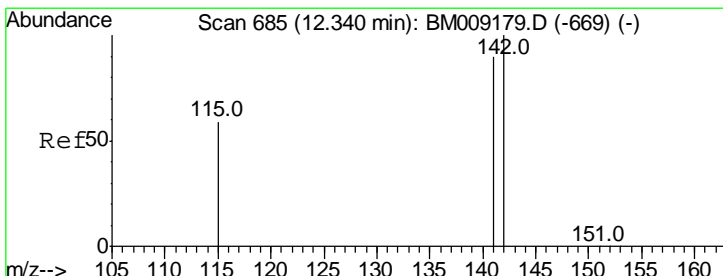
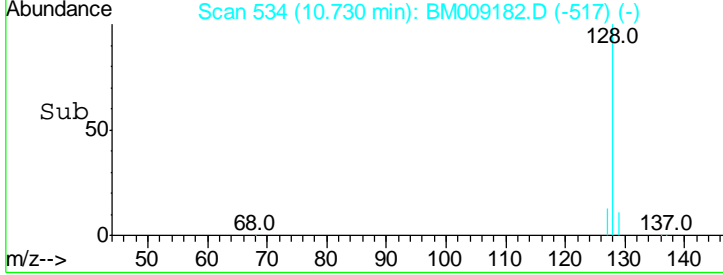
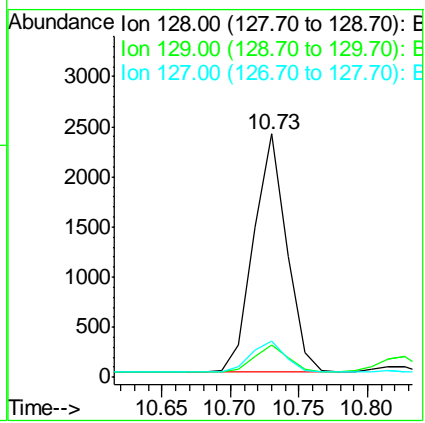
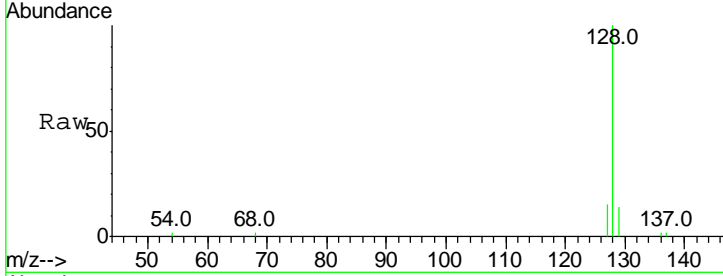


#3
 Naphthalene
 Concen: 2.02 ng/ul
 RT: 10.73 min Scan# 534
 Delta R.T. 0.00 min
 Lab File: BM009182.D
 Acq: 10 Mar 2017 19:22

Instrument :
 BNA_M
ClientSampled :
 C0AJ3

Tgt Ion:128 Resp: 3969

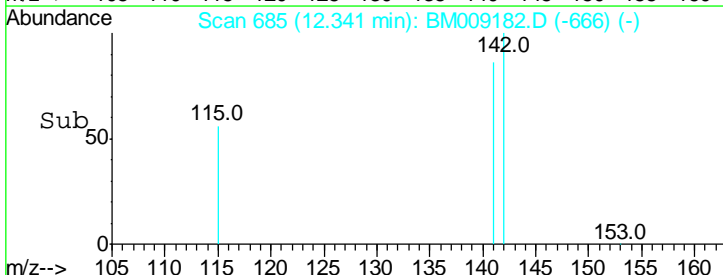
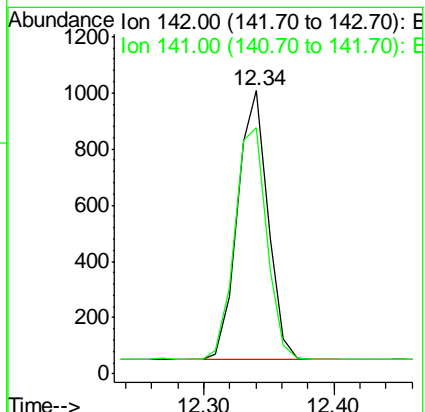
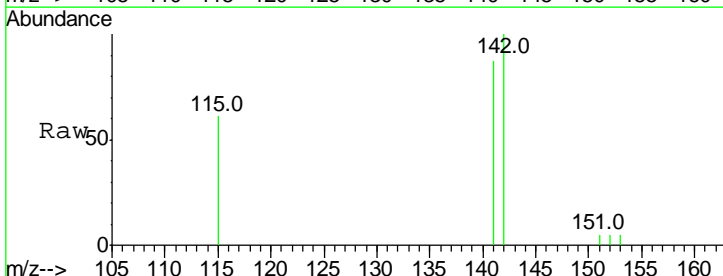
Ion	Ratio	Lower	Upper
128	100		
129	13.5	11.3	16.9
127	14.9	12.8	19.2

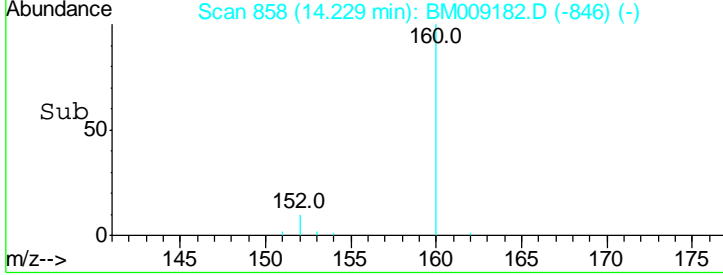
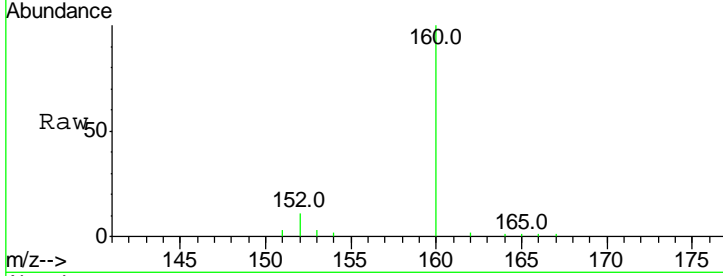
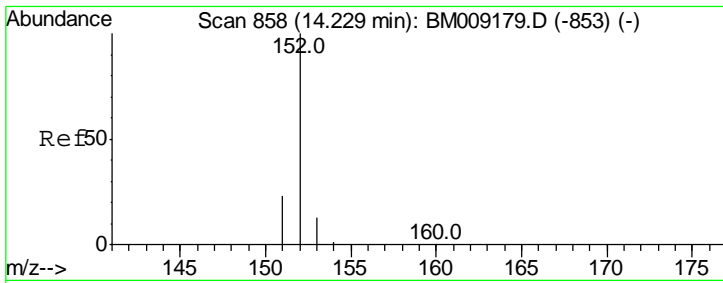


#5
 2-Methylnaphthalene
 Concen: 1.10 ng/ul
 RT: 12.34 min Scan# 685
 Delta R.T. 0.00 min
 Lab File: BM009182.D
 Acq: 10 Mar 2017 19:22

Tgt Ion:142 Resp: 1557

Ion	Ratio	Lower	Upper
142	100		
141	92.4	72.6	108.8

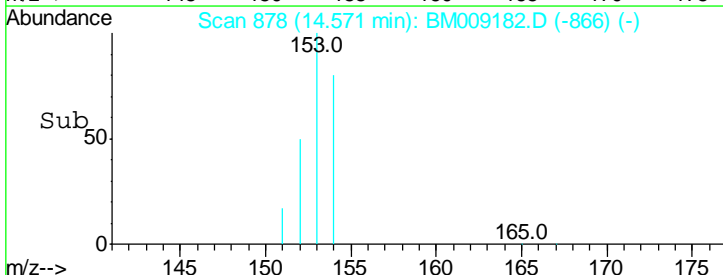
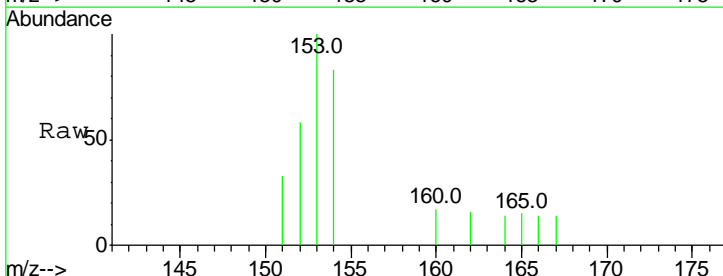
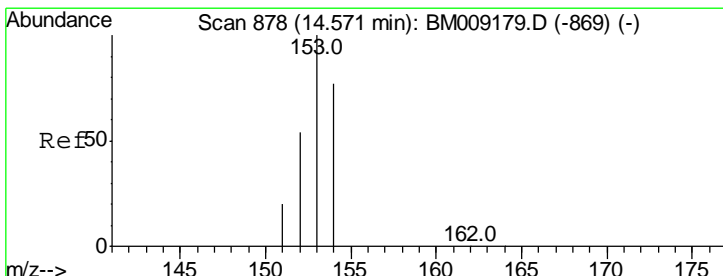
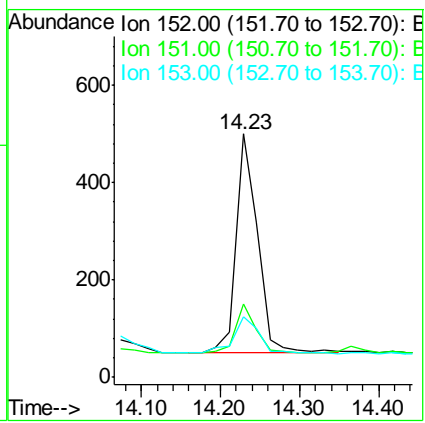




#7
 Acenaphthylene
 Concen: 0.40 ng/ul
 RT: 14.23 min Scan# 858
 Delta R.T. 0.00 min
 Lab File: BM009182.D
 Acq: 10 Mar 2017 19:22

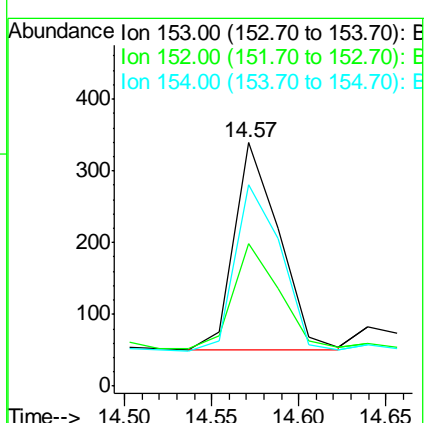
Instrument :
 BNA_M
 ClientSampleID :
 C0AJ3

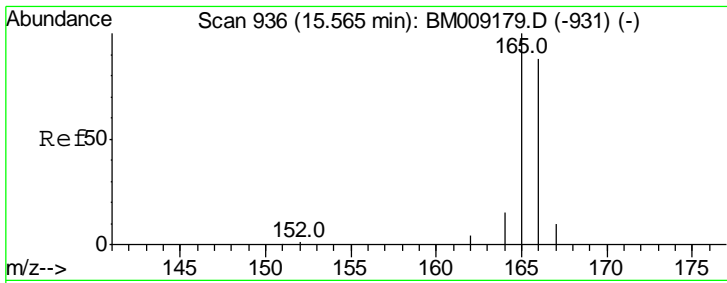
Tgt Ion	Resp	Lower	Upper
152	100		
151	30.0	17.1	25.7#
153	25.0	12.8	19.2#



#8
 Acenaphthene
 Concen: 0.32 ng/ul
 RT: 14.57 min Scan# 878
 Delta R.T. 0.00 min
 Lab File: BM009182.D
 Acq: 10 Mar 2017 19:22

Tgt Ion	Resp	Lower	Upper
153	100		
152	58.4	40.3	60.5
154	82.6	71.4	107.2

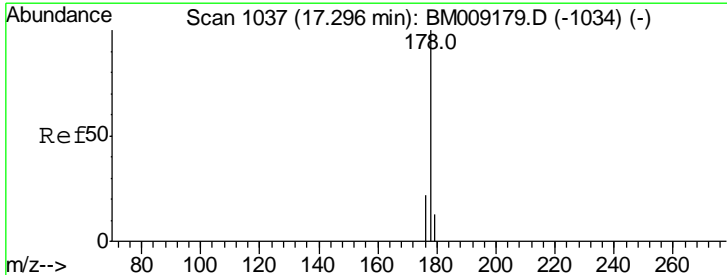
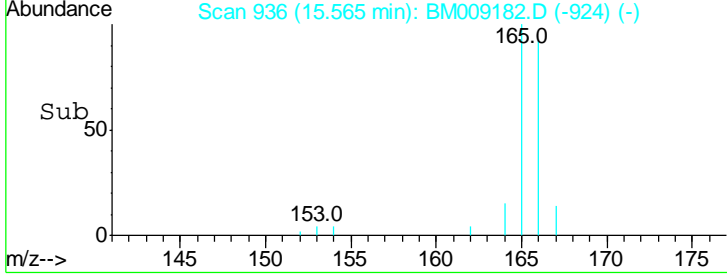
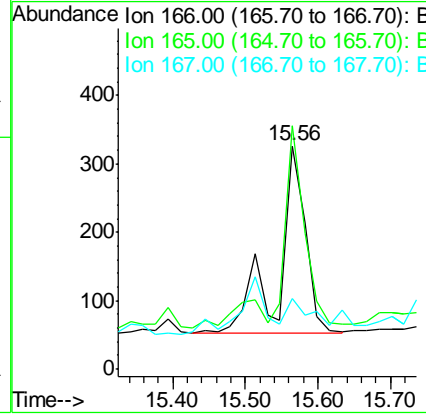
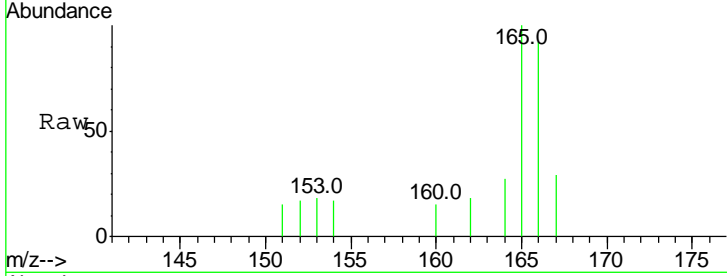




#9
 Fluorene
 Concen: 0.36 ng/ul
 RT: 15.56 min Scan# 936
 Delta R.T. 0.00 min
 Lab File: BM009182.D
 Acq: 10 Mar 2017 19:22

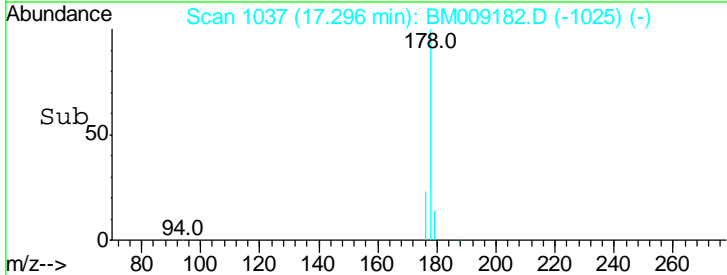
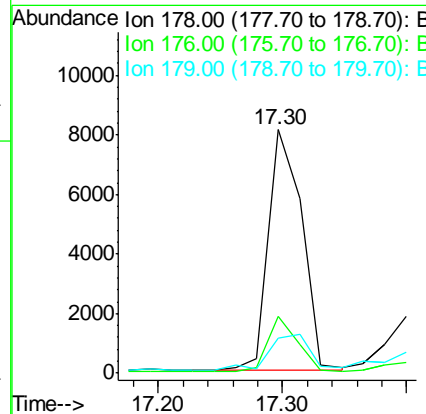
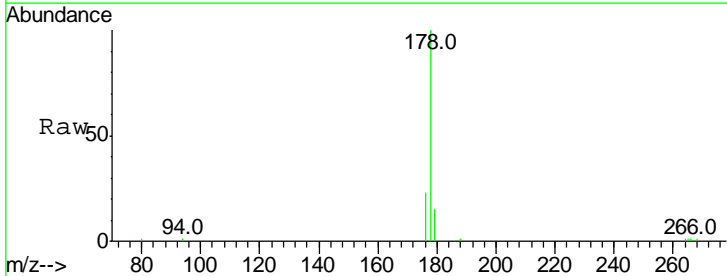
Instrument :
 BNA_M
 ClientSampled :
 C0AJ3

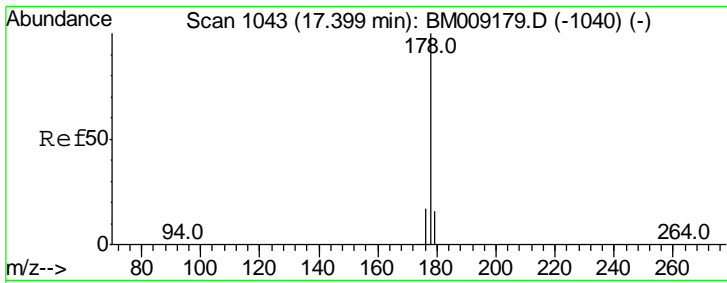
Tgt Ion	Resp	Lower	Upper
166	700		
166	100		
165	109.2	73.4	110.2
167	31.9	14.6	22.0



#12
 Phenanthrene
 Concen: 0.09 ng/ul
 RT: 17.30 min Scan# 1037
 Delta R.T. 0.00 min
 Lab File: BM009182.D
 Acq: 10 Mar 2017 19:22

Tgt Ion	Resp	Lower	Upper
178	15119		
178	100		
176	23.3	18.4	27.6
179	14.6	13.6	20.4

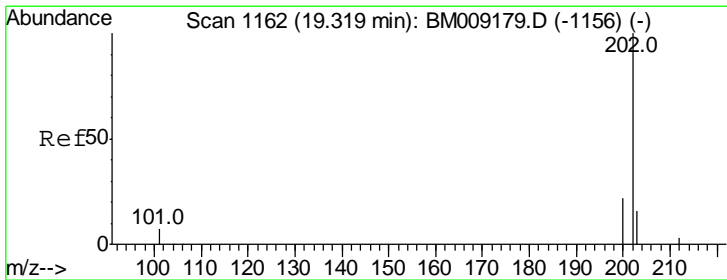
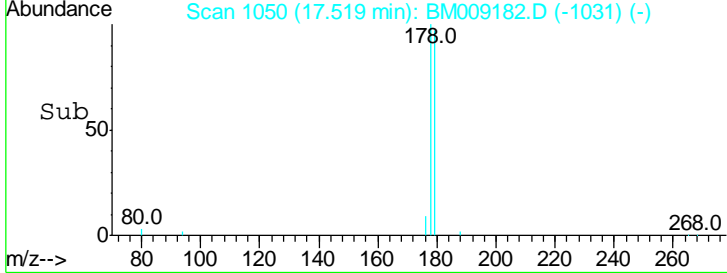
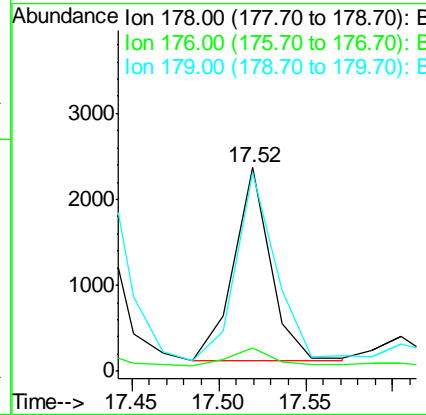
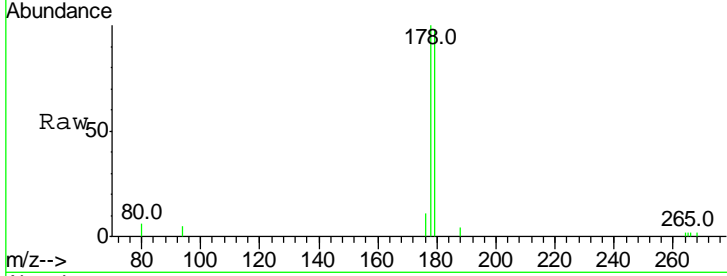




#13
 Anthracene
 Concen: 0.02 ng/ul
 RT: 17.52 min Scan# 1050
 Delta R.T. 0.12 min
 Lab File: BM009182.D
 Acq: 10 Mar 2017 19:22

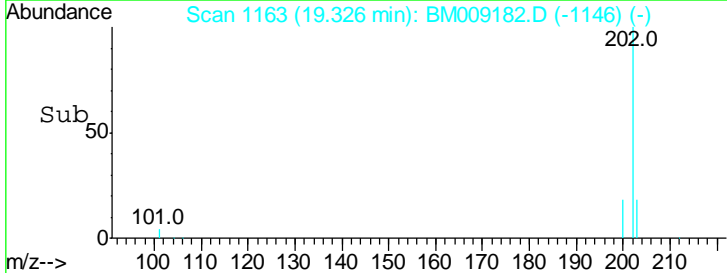
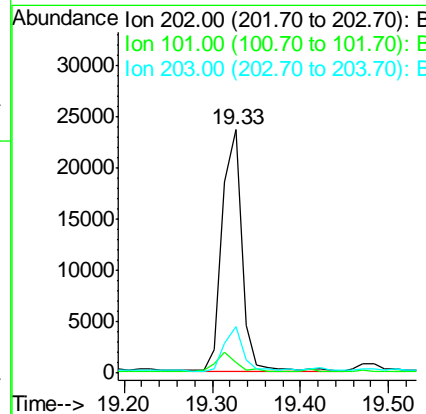
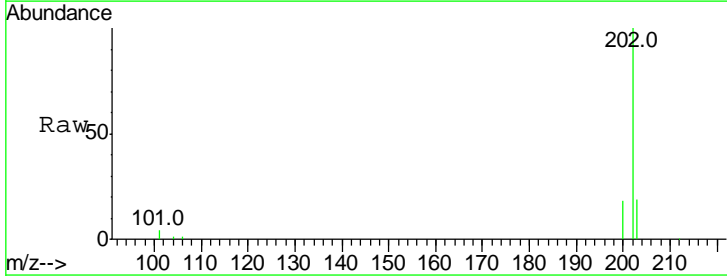
Instrument :
 BNA_M
 ClientSampled :
 C0AJ3

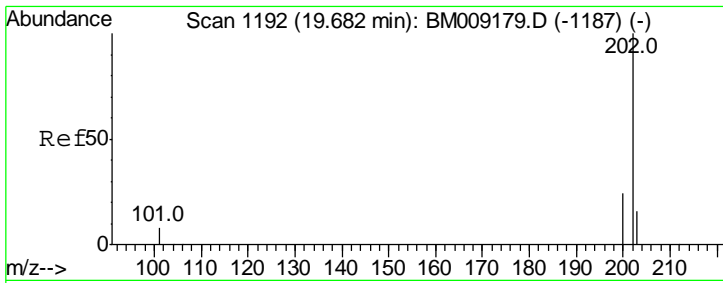
Tgt Ion	Resp	Lower	Upper
178	100		
176	11.4	18.1	27.1#
179	97.7	14.7	22.1#



#15
 Fluoranthene
 Concen: 0.17 ng/ul
 RT: 19.33 min Scan# 1163
 Delta R.T. 0.01 min
 Lab File: BM009182.D
 Acq: 10 Mar 2017 19:22

Tgt Ion	Resp	Lower	Upper
202	100		
101	4.2	0.0	30.3
203	19.2	0.0	39.5

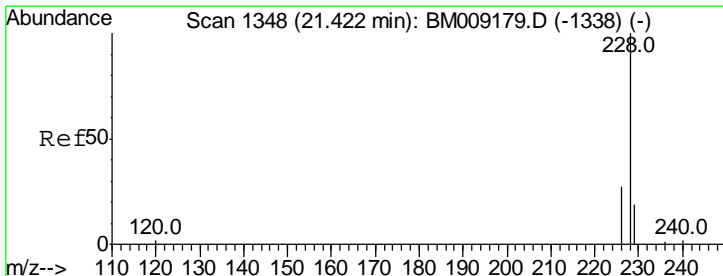
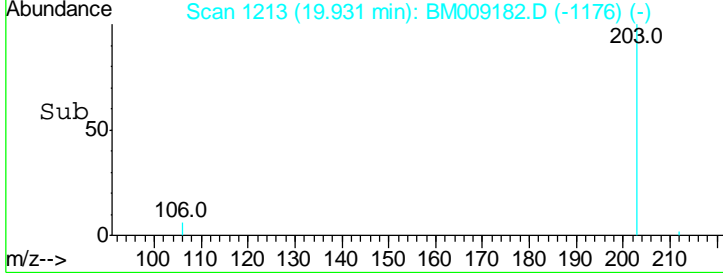
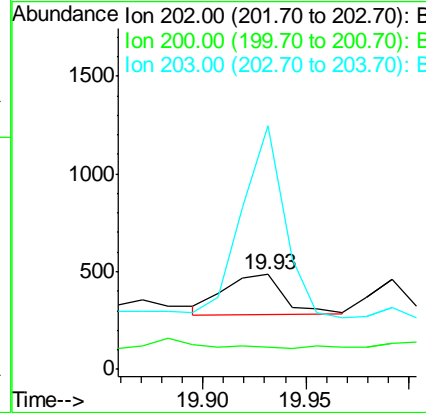
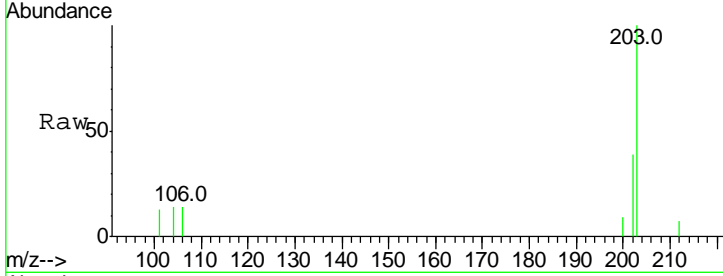




#17
 Pyrene
 Concen: 2.25 ng/ul
 RT: 19.93 min Scan# 1213
 Delta R.T. 0.25 min
 Lab File: BM009182.D
 Acq: 10 Mar 2017 19:22

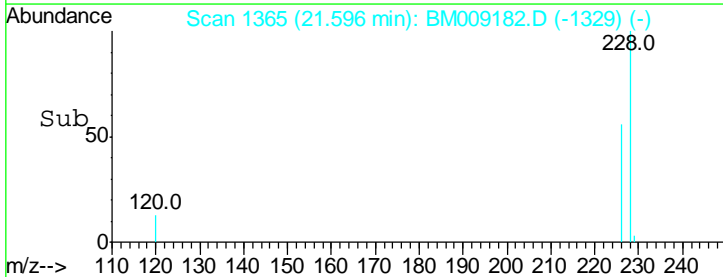
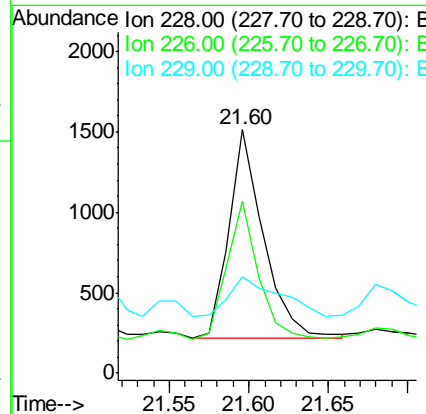
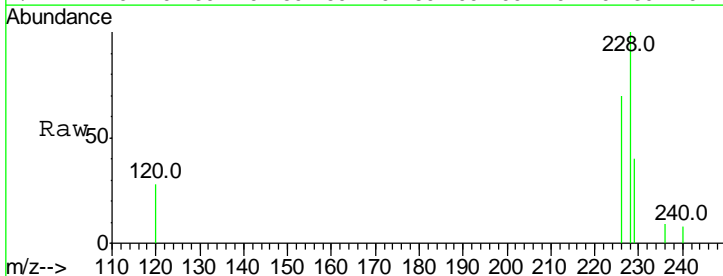
Instrument :
 BNA_M
 ClientSampled :
 C0AJ3

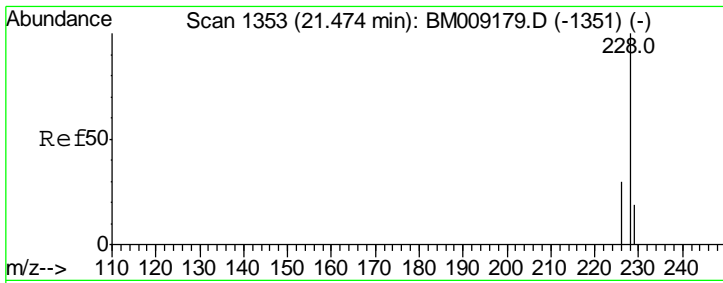
Tgt Ion	Resp	Lower	Upper
202	100		
200	23.1	18.2	27.4
203	257.4	15.6	23.4#



#18
 Benzo(a)anthracene
 Concen: 10.85 ng/ul
 RT: 21.60 min Scan# 1365
 Delta R.T. 0.17 min
 Lab File: BM009182.D
 Acq: 10 Mar 2017 19:22

Tgt Ion	Resp	Lower	Upper
228	100		
226	70.5	22.8	34.2#
229	39.7	17.0	25.6#

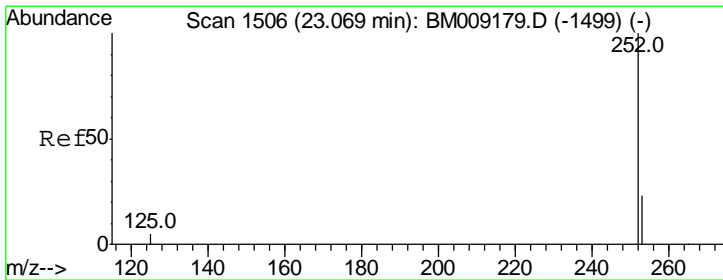
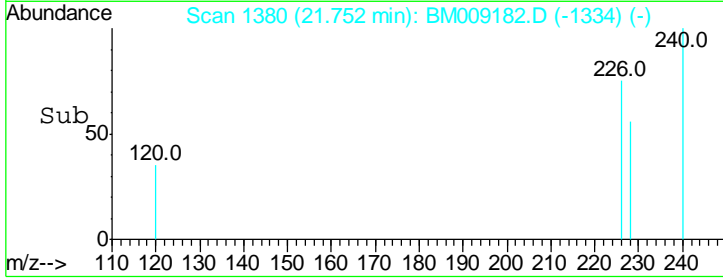
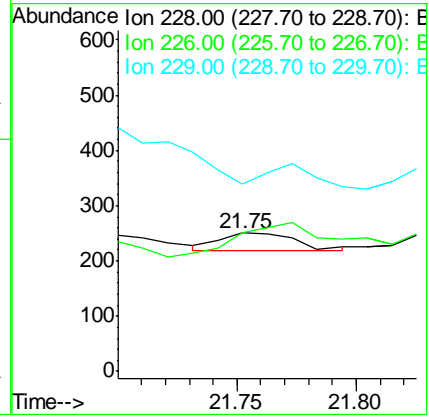
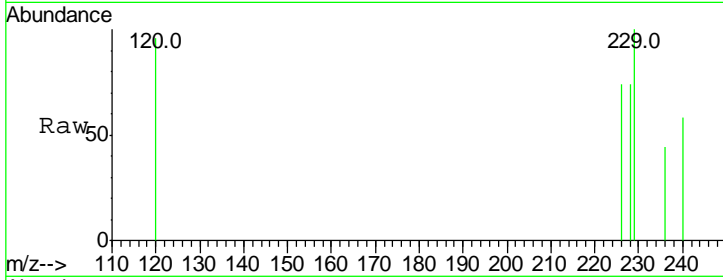




#19
 Chrysene
 Concen: 0.42 ng/ul
 RT: 21.75 min Scan# 1380
 Delta R.T. 0.28 min
 Lab File: BM009182.D
 Acq: 10 Mar 2017 19:22

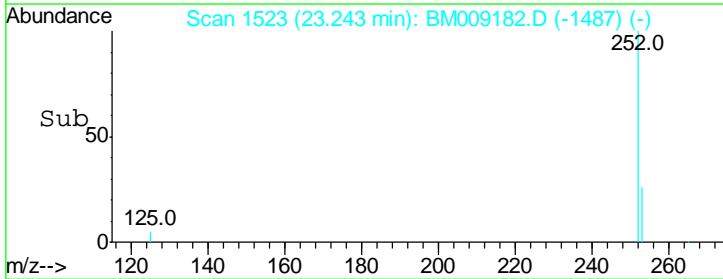
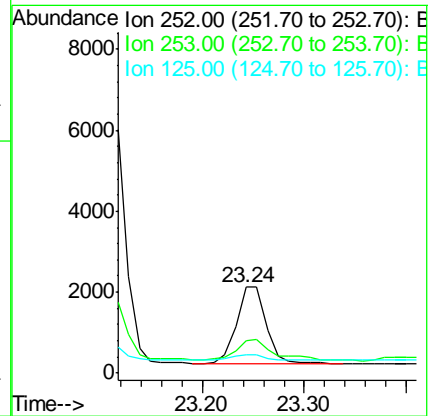
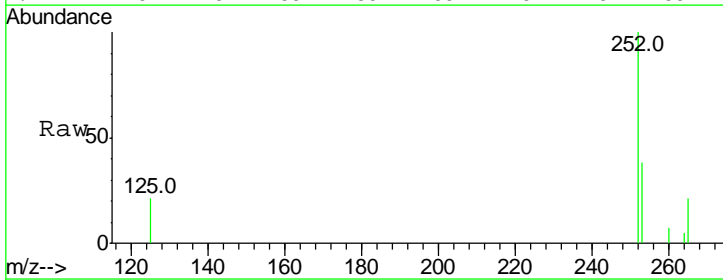
Instrument :
 BNA_M
 ClientSampled :
 C0AJ3

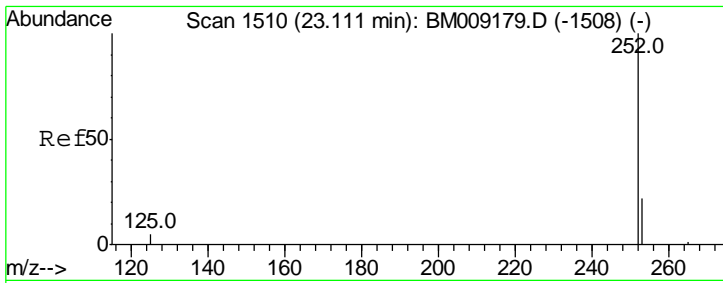
Tgt Ion	Resp	Lower	Upper
228	100		
226	100.4	23.4	35.0#
229	135.6	17.7	26.5#



#21
 Benzo(b)fluoranthene
 Concen: 3.02 ng/ul
 RT: 23.24 min Scan# 1523
 Delta R.T. 0.17 min
 Lab File: BM009182.D
 Acq: 10 Mar 2017 19:22

Tgt Ion	Resp	Lower	Upper
252	100		
253	37.9	0.0	64.2
125	21.5	0.0	35.0

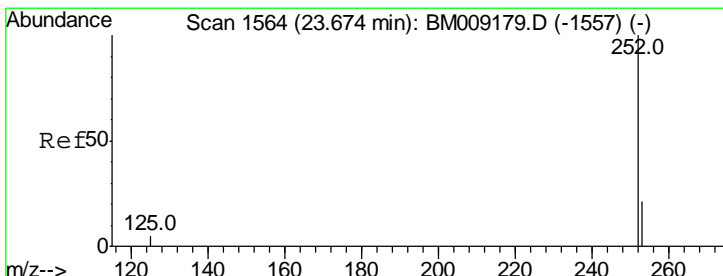
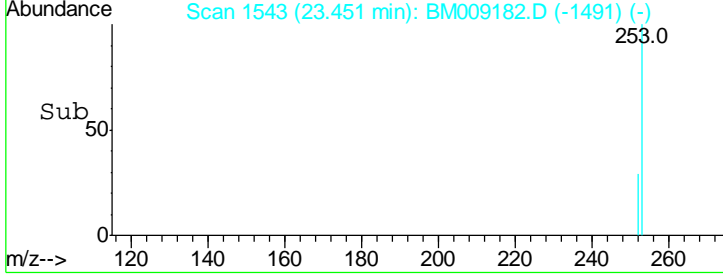
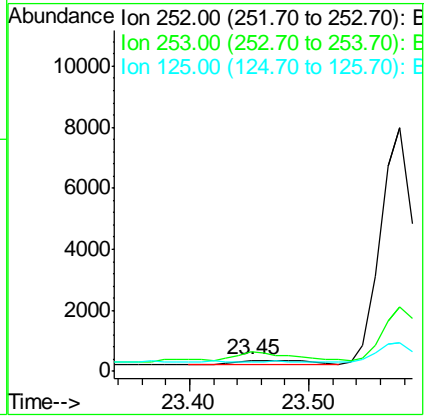
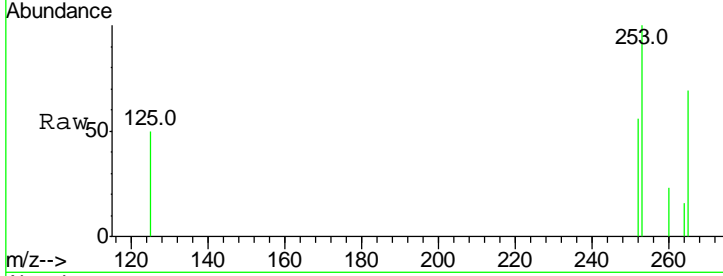




#22
 Benzo(k)fluoranthene
 Concen: 0.45 ng/ul
 RT: 23.45 min Scan# 1543
 Delta R.T. 0.34 min
 Lab File: BM009182.D
 Acq: 10 Mar 2017 19:22

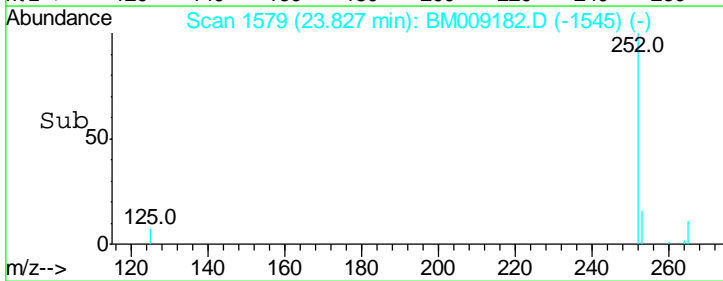
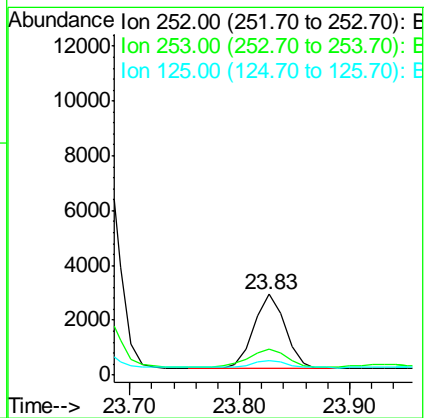
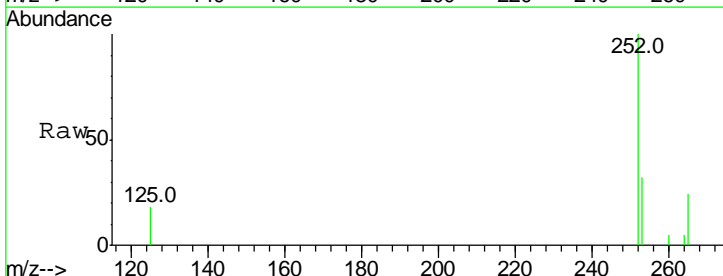
Instrument :
 BNA_M
 ClientSampleId :
 C0AJ3

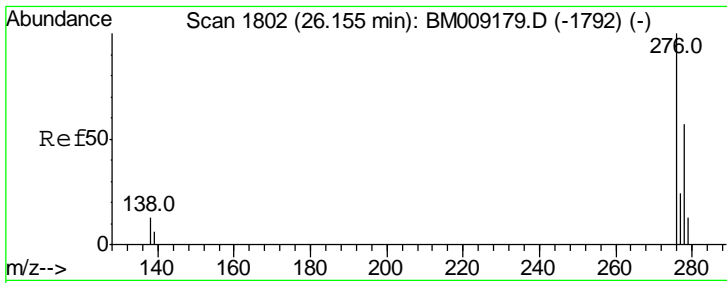
Tgt Ion	Resp	Lower	Upper
252	505		
253	178.8	24.5	36.7#
125	90.1	13.7	20.5#



#23
 Benzo(a)pyrene
 Concen: 4.72 ng/ul
 RT: 23.83 min Scan# 1579
 Delta R.T. 0.15 min
 Lab File: BM009182.D
 Acq: 10 Mar 2017 19:22

Tgt Ion	Resp	Lower	Upper
252	5407		
253	31.8	28.5	42.7
125	17.8	18.1	27.1#

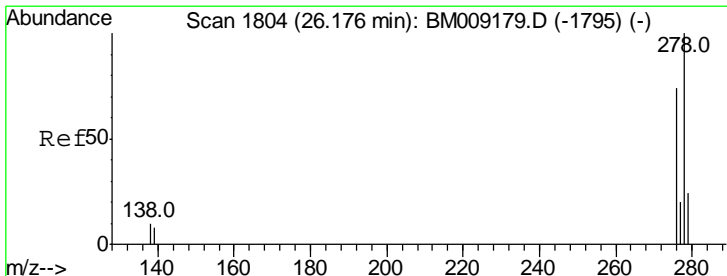
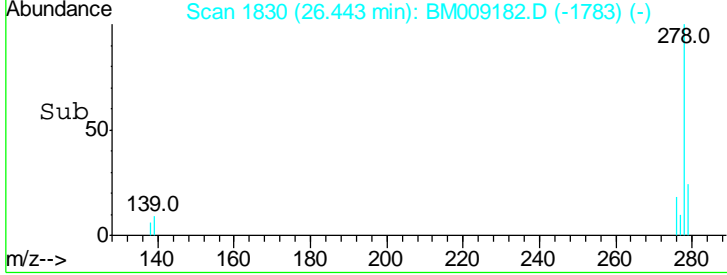
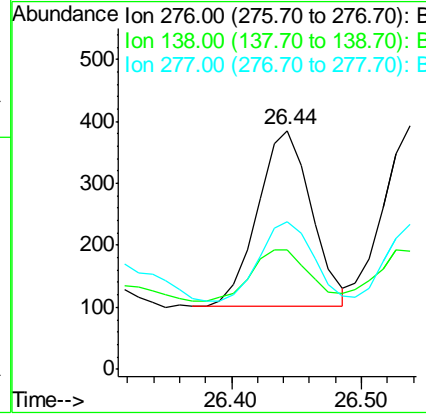
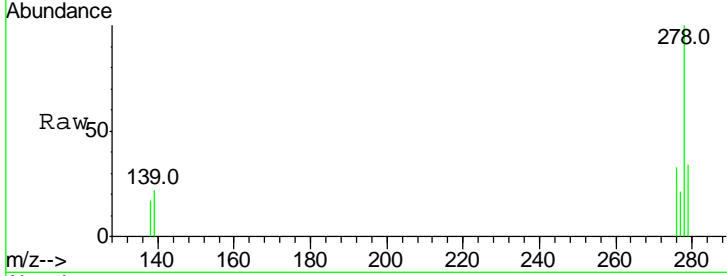




#24
 Indeno(1,2,3-cd)pyrene
 Concen: 0.56 ng/ul
 RT: 26.44 min Scan# 1830
 Delta R.T. 0.29 min
 Lab File: BM009182.D
 Acq: 10 Mar 2017 19:22

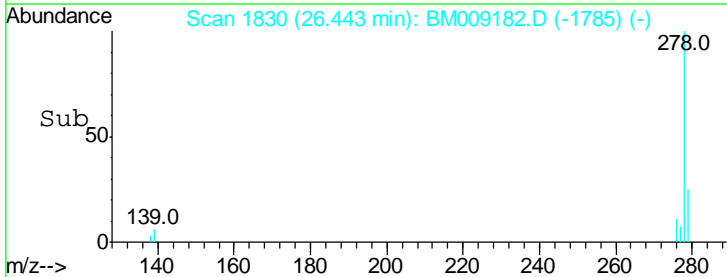
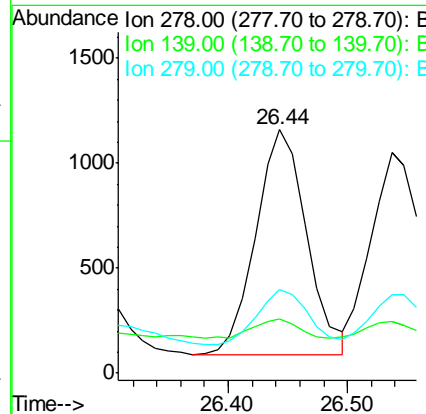
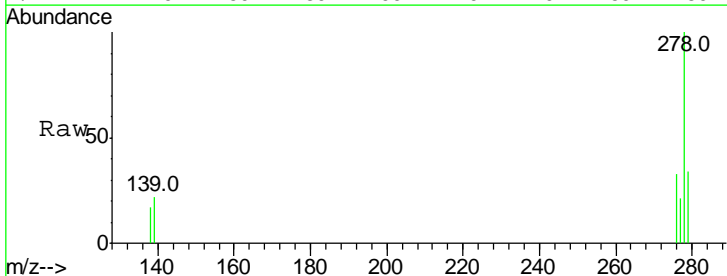
Instrument :
 BNA_M
 ClientSampled :
 C0AJ3

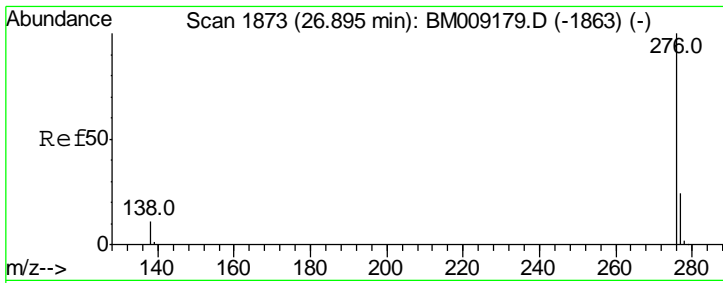
Tgt Ion	Resp	Lower	Upper
276	100		
138	31.2	19.1	28.7#
277	45.0	19.6	29.4#



#25
 Dibenzo(a,h)anthracene
 Concen: 2.57 ng/ul
 RT: 26.44 min Scan# 1830
 Delta R.T. 0.27 min
 Lab File: BM009182.D
 Acq: 10 Mar 2017 19:22

Tgt Ion	Resp	Lower	Upper
278	100		
139	22.2	17.4	26.0
279	34.3	25.9	38.9





#26
 Benzo(a,h,i)perylene
 Concen: 0.28 ng/ul
 RT: 27.13 min Scan# 1896
 Delta R.T. 0.24 min
 Lab File: BM009182.D
 Acq: 10 Mar 2017 19:22

Instrument :
 BNA_M
ClientSampled :
 C0AJ3

Tot Ion	Ratio	Lower	Upper
276	100		
277	80.3	21.8	32.8#
138	68.5	20.5	30.7#

