

Data Path : Z:\HPCHEM1\BNA_M\DATA\BM031215\
 Data File : BM000697.D
 Acq On : 12 Mar 2015 13:55
 Operator : TP/IZ
 Sample : SSTD0.171
 Misc :
 ALS Vial : 7 Sample Multiplier: 1

Instrument :
 BNA_M
 ClientSampleId :

Quant Time: Mar 13 08:01:38 2015
 Quant Method : Z:\HPCHEM1\BNA_M\METHODS\SOM02.2-EPA-SIM-BM021815.M
 Quant Title : ASP BNA STANDARDS FOR 5 POINT CALIBRATION
 QLast Update : Fri Mar 13 08:51:18 2015
 Response via : Initial Calibration

Internal Standards	R.T.	QIon	Response	Conc	Units	Dev(Min)
1) 1,4-Dichlorobenzene-d4	7.65	152	4411	0.40	ng/ul	0.00
2) Naphthalene-d8	10.43	136	15578	0.40	ng/ul	0.00
6) Acenaphthene-d10	14.31	164	2415	0.40	ng/ul	0.00
10) Phenanthrene-d10	17.05	188	19976	0.40	ng/ul	0.00
16) Chrysene-d12	21.25	240	17734	0.40	ng/ul	0.00
20) Perylene-d12	23.44	264	15696	0.40	ng/ul	0.00

System Monitoring Compounds	R.T.	QIon	Response	Conc	Units	Dev(Min)
4) 2-Methylnaphthalene-d10	12.03	152	2027	0.10	ng/ul	0.00
14) Fluoranthene-d10	19.08	212	4455	0.10	ng/ul	0.00

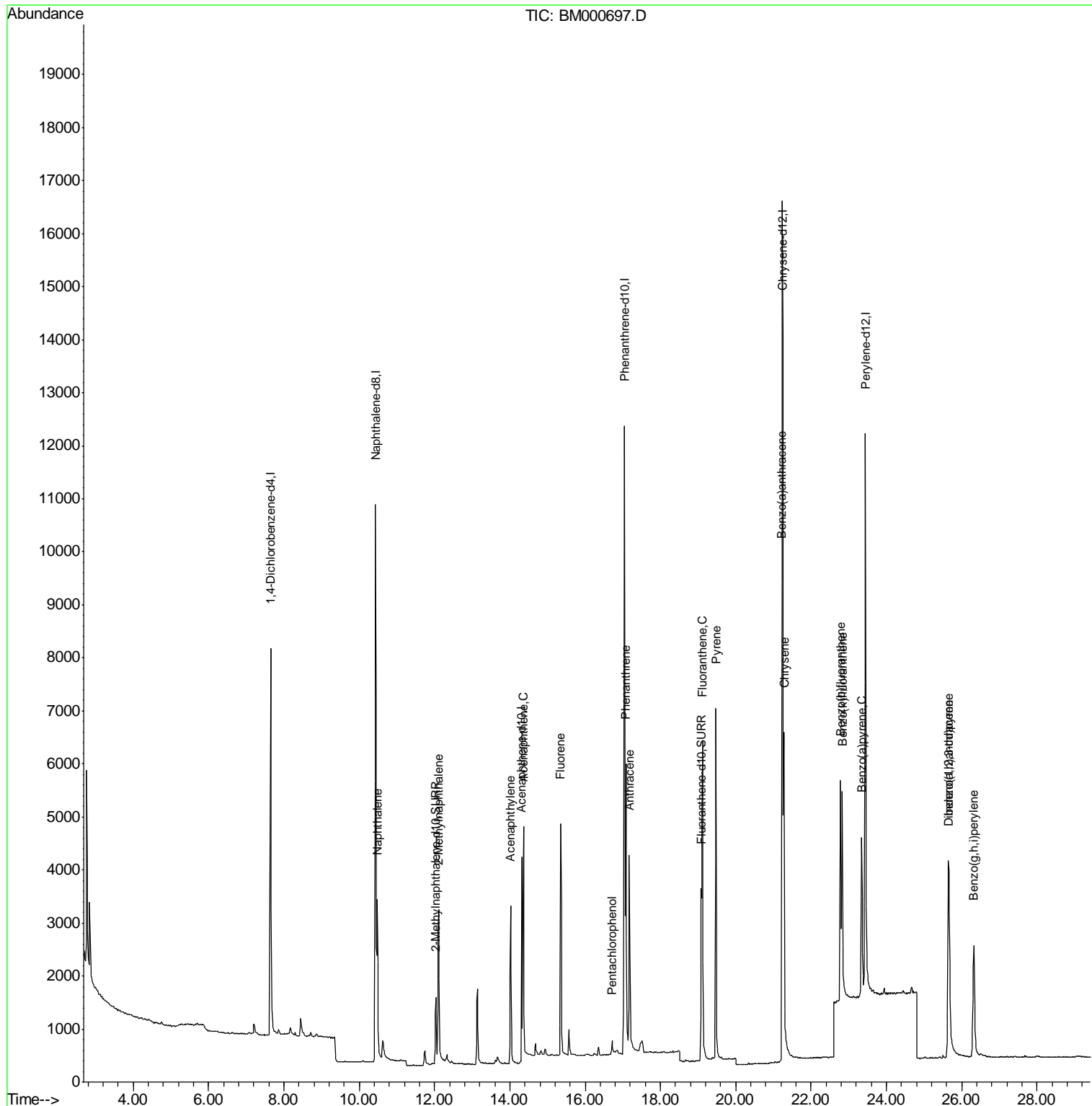
Target Compounds	R.T.	QIon	Response	Conc	Units	Qvalue
3) Naphthalene	10.48	128	4069	0.10	ng/ul	95
5) 2-Methylnaphthalene	12.11	142	2740	0.10	ng/ul	100
7) Acenaphthylene	14.02	152	3756	0.23	ng/ul	97
8) Acenaphthene	14.36	153	2842	0.22	ng/ul	99
9) Fluorene	15.35	166	3514	0.23	ng/ul	97
11) Pentachlorophenol	16.71	266	334	0.06	ng/ul	90
12) Phenanthrene	17.08	178	5805	0.10	ng/ul	97
13) Anthracene	17.17	178	5170	0.09	ng/ul	96
15) Fluoranthene	19.11	202	6560	0.10	ng/ul	97
17) Pyrene	19.48	202	6800	0.09	ng/ul	99
18) Benzo(a)anthracene	21.23	228	5206	0.09	ng/ul	98
19) Chrysene	21.28	228	6610	0.11	ng/ul	99
21) Benzo(b)fluoranthene	22.78	252	5578	0.09	ng/ul	85
22) Benzo(k)fluoranthene	22.82	252	5742	0.10	ng/ul#	81
23) Benzo(a)pyrene	23.34	252	5390	0.10	ng/ul#	77
24) Indeno(1,2,3-cd)pyrene	25.65	276	5360	0.10	ng/ul	99
25) Dibenzo(a,h)anthracene	25.66	278	4246	0.10	ng/ul#	86
26) Benzo(g,h,i)perylene	26.31	276	4778	0.11	ng/ul	94

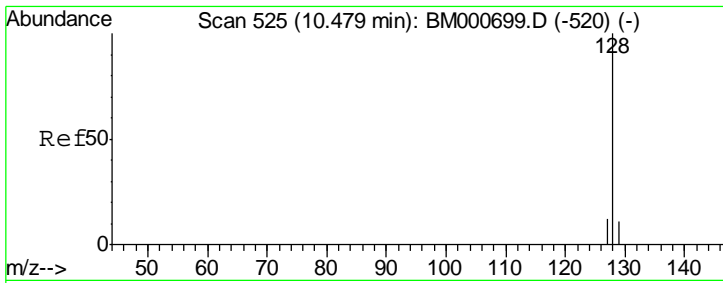
(#) = qualifier out of range (m) = manual integration (+) = signals summed

Data Path : Z:\HPCHEM1\BNA_M\DATA\BM031215\
 Data File : BM000697.D
 Acq On : 12 Mar 2015 13:55
 Operator : TP/IZ
 Sample : SSTD0.171
 Misc :
 ALS Vial : 7 Sample Multiplier: 1

Instrument :
 BNA_M
 Client Sampled :

Quant Time: Mar 13 08:01:38 2015
 Quant Method : Z:\HPCHEM1\BNA_M\METHODS\SOM02.2-EPA-SIM-BM021815.M
 Quant Title : ASP BNA STANDARDS FOR 5 POINT CALIBRATION
 QLast Update : Fri Mar 13 08:51:18 2015
 Response via : Initial Calibration



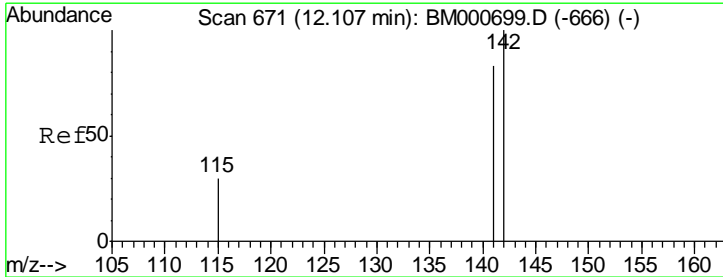
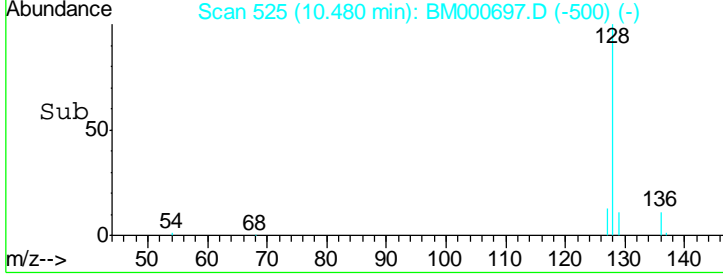
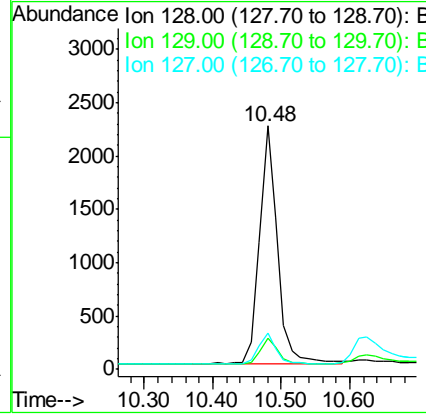
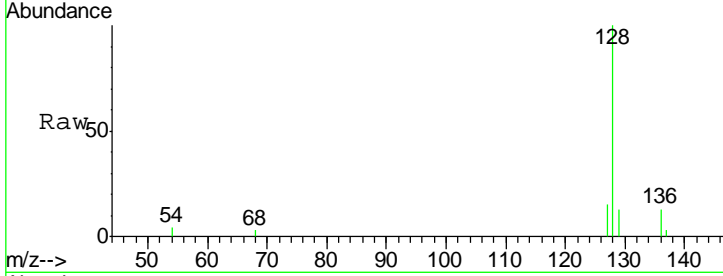


#3
 Naphthalene
 Concen: 0.10 ng/ul
 RT: 10.48 min Scan# 525
 Delta R.T. 0.00 min
 Lab File: BM000697.D
 Acq: 12 Mar 2015 13:55

Instrument :
 BNA_M
 ClientSampled :

Tgt Ion:128 Resp: 4069

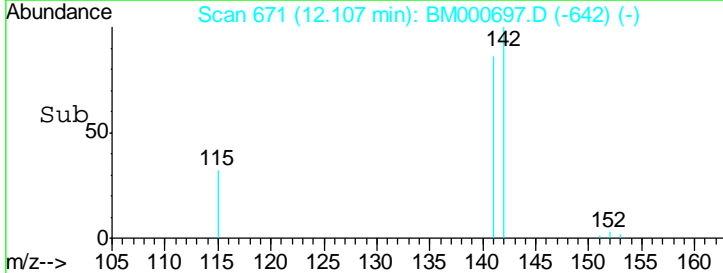
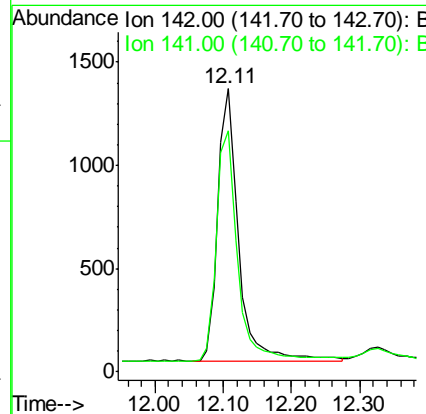
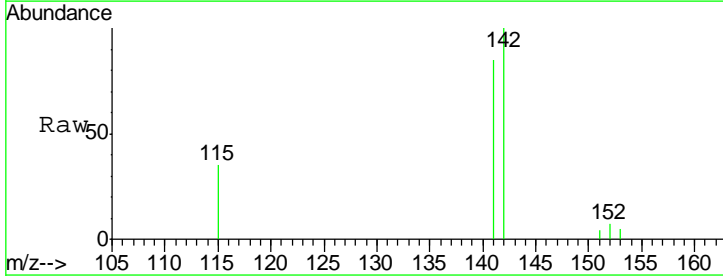
Ion	Ratio	Lower	Upper
128	100		
129	12.9	8.9	13.3
127	14.8	10.2	15.2

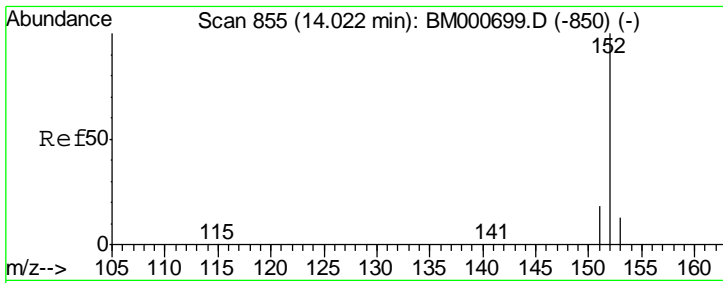


#5
 2-Methylnaphthalene
 Concen: 0.10 ng/ul
 RT: 12.11 min Scan# 671
 Delta R.T. 0.00 min
 Lab File: BM000697.D
 Acq: 12 Mar 2015 13:55

Tgt Ion:142 Resp: 2740

Ion	Ratio	Lower	Upper
142	100		
141	87.7	70.5	105.7



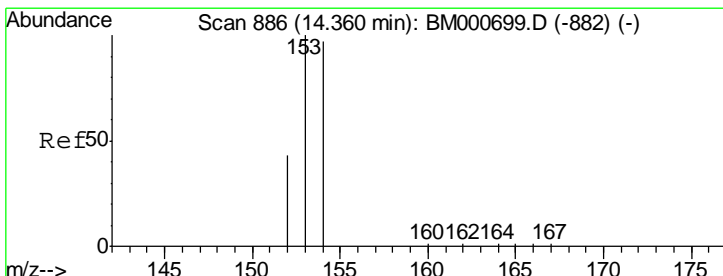
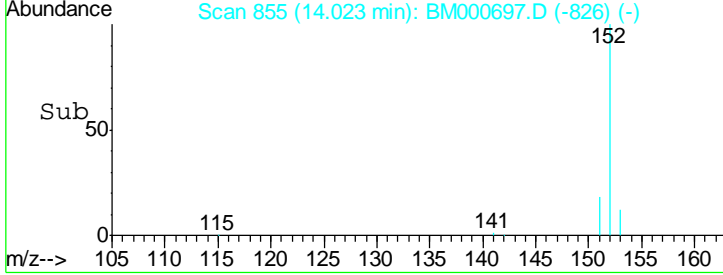
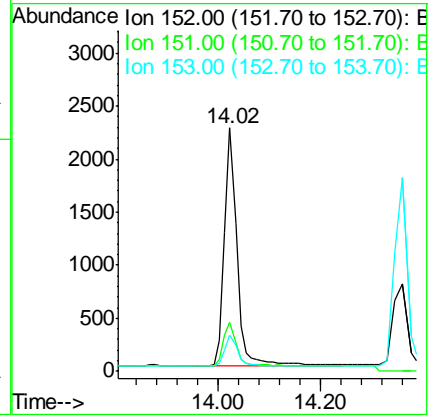
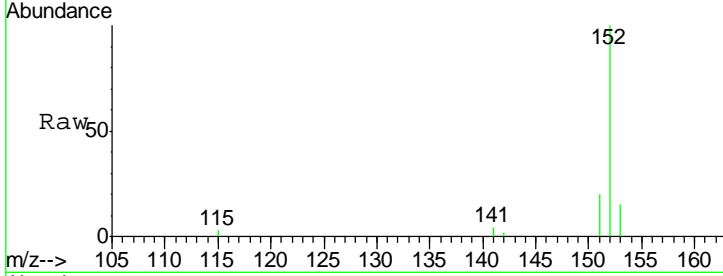


#7
 Acenaphthylene
 Concen: 0.23 ng/ul
 RT: 14.02 min Scan# 855
 Delta R.T. 0.00 min
 Lab File: BM000697.D
 Acq: 12 Mar 2015 13:55

Instrument :
 BNA_M
 ClientSampled :

Tgt Ion:152 Resp: 3756

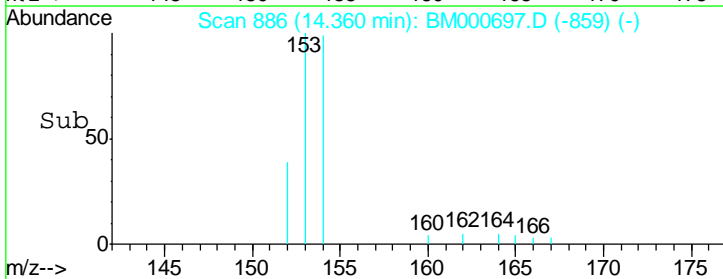
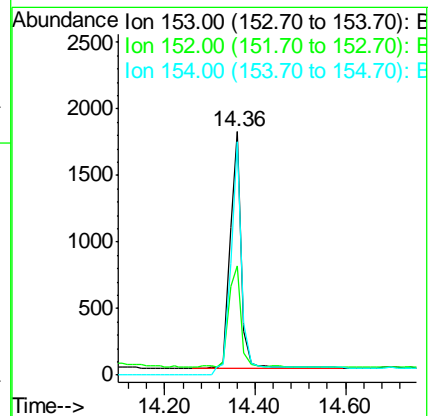
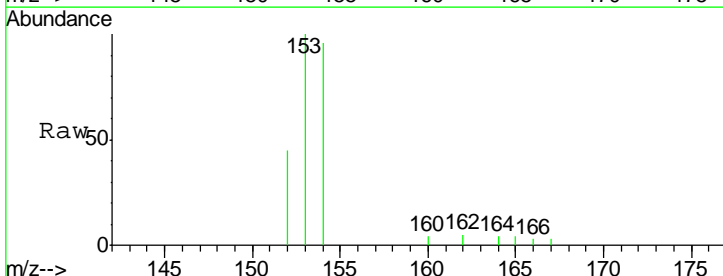
Ion	Ratio	Lower	Upper
152	100		
151	20.0	15.0	22.6
153	14.9	10.7	16.1

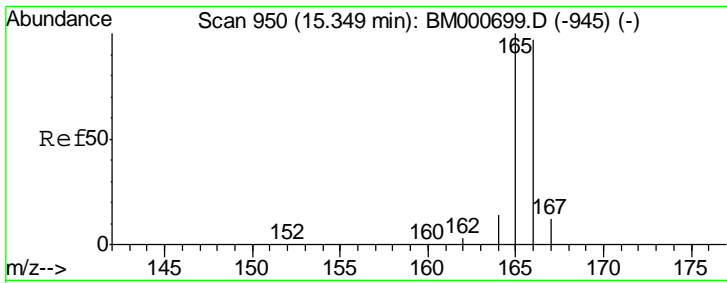


#8
 Acenaphthene
 Concen: 0.22 ng/ul
 RT: 14.36 min Scan# 886
 Delta R.T. 0.00 min
 Lab File: BM000697.D
 Acq: 12 Mar 2015 13:55

Tgt Ion:153 Resp: 2842

Ion	Ratio	Lower	Upper
153	100		
152	45.1	34.7	52.1
154	95.8	77.3	115.9

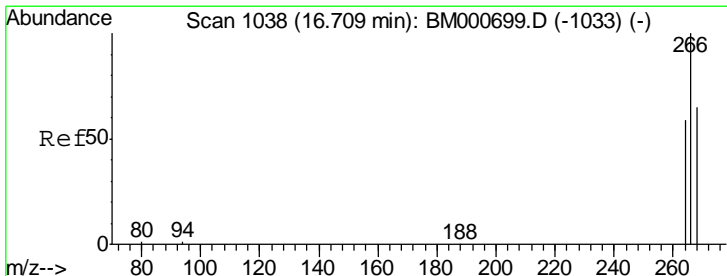
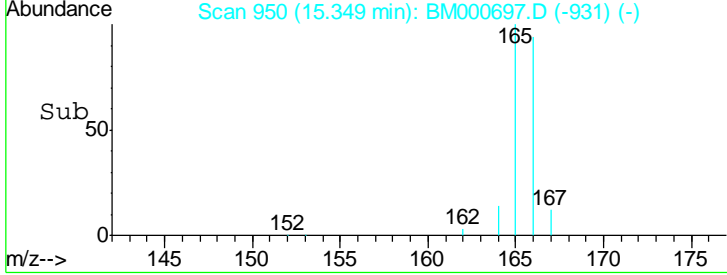
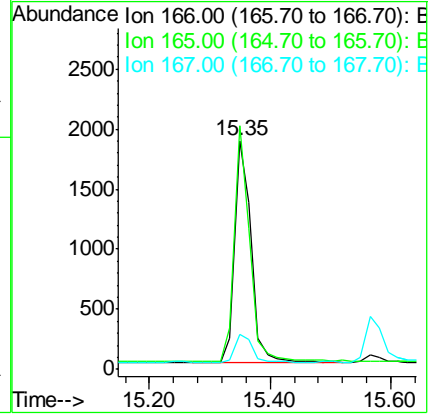
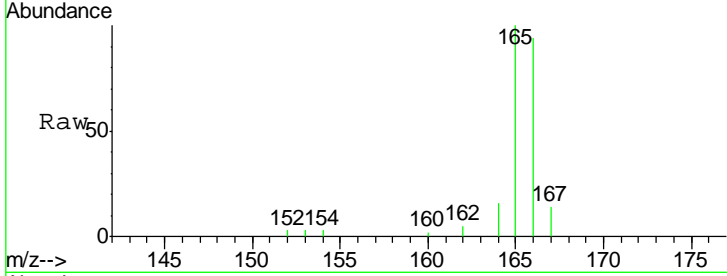




#9
 Fluorene
 Concen: 0.23 ng/ul
 RT: 15.35 min Scan# 950
 Delta R.T. 0.00 min
 Lab File: BM000697.D
 Acq: 12 Mar 2015 13:55

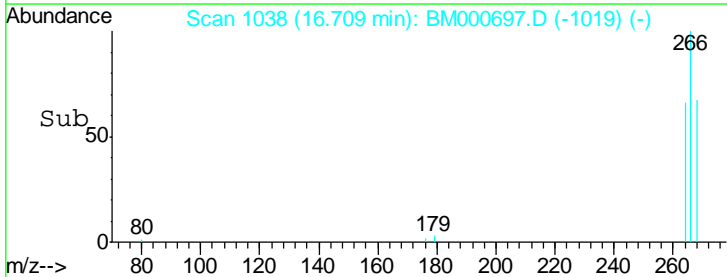
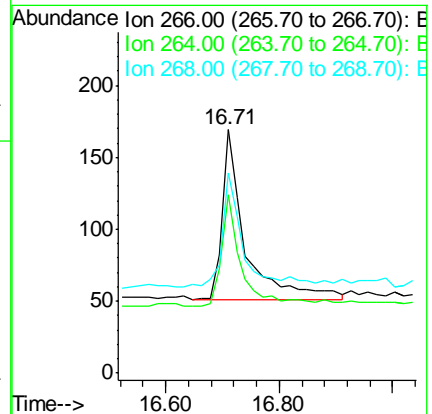
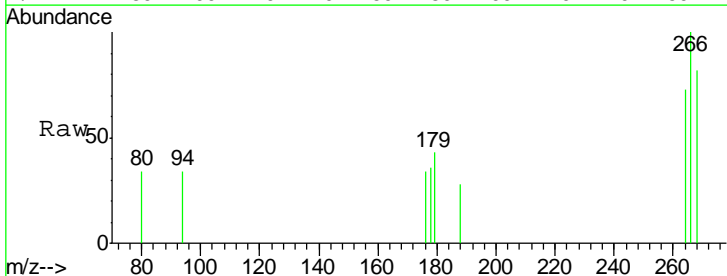
Instrument :
 BNA_M
 ClientSampled :

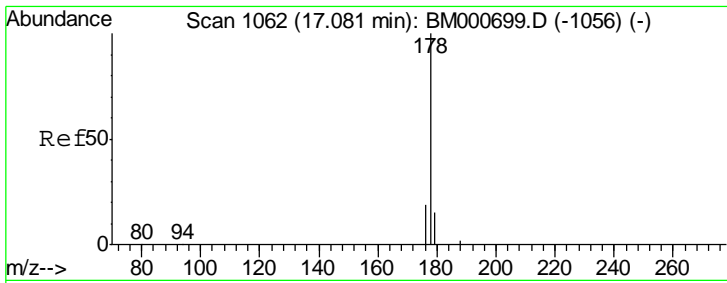
Tgt Ion	Resp	Lower	Upper
166	3514		
166	100		
165	106.5	83.0	124.4
167	15.2	10.3	15.5



#11
 Pentachlorophenol
 Concen: 0.06 ng/ul
 RT: 16.71 min Scan# 1038
 Delta R.T. 0.00 min
 Lab File: BM000697.D
 Acq: 12 Mar 2015 13:55

Tgt Ion	Resp	Lower	Upper
266	334		
266	100		
264	54.8	48.8	73.2
268	55.1	51.7	77.5

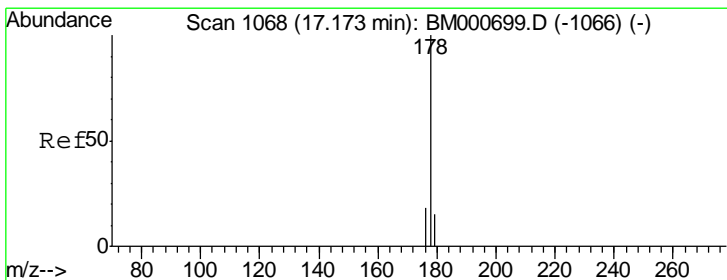
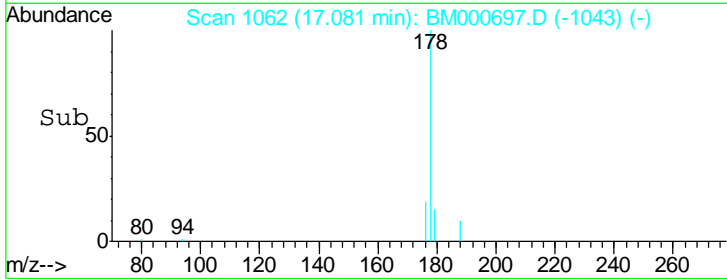
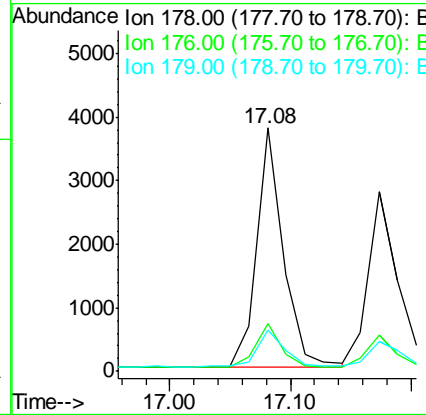
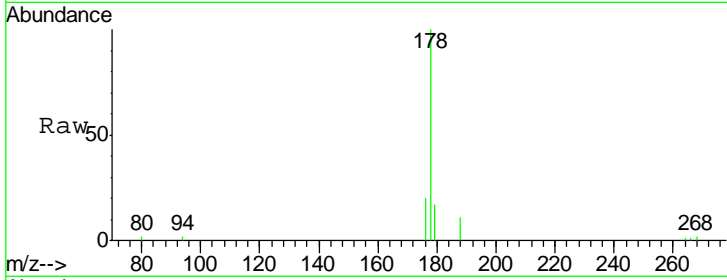




#12
 Phenanthrene
 Concen: 0.10 ng/ul
 RT: 17.08 min Scan# 1062
 Delta R.T. 0.00 min
 Lab File: BM000697.D
 Acq: 12 Mar 2015 13:55

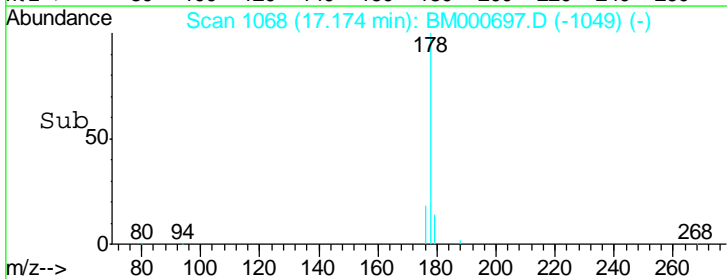
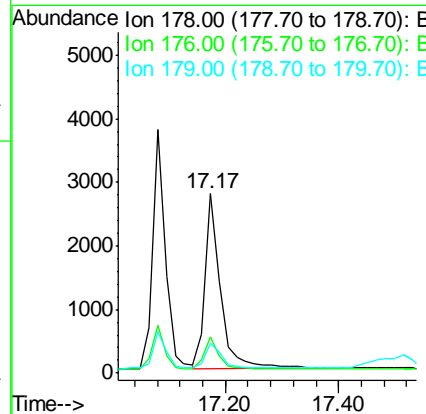
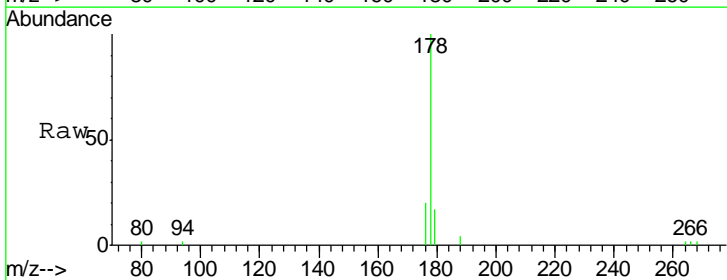
Instrument :
 BNA_M
 ClientSampled :

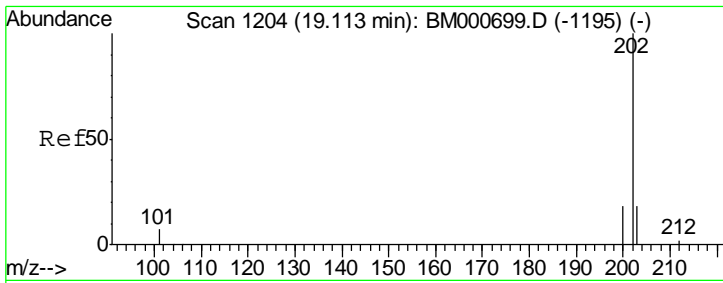
Tgt Ion	Resp	Lower	Upper
178	5805		
176	19.8	15.5	23.3
179	17.0	12.1	18.1



#13
 Anthracene
 Concen: 0.09 ng/ul
 RT: 17.17 min Scan# 1068
 Delta R.T. 0.00 min
 Lab File: BM000697.D
 Acq: 12 Mar 2015 13:55

Tgt Ion	Resp	Lower	Upper
178	5170		
176	20.0	14.6	22.0
179	16.8	12.2	18.2

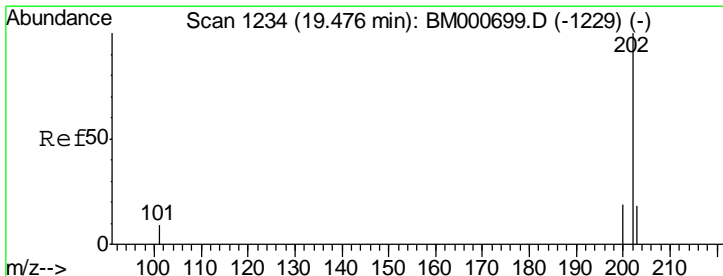
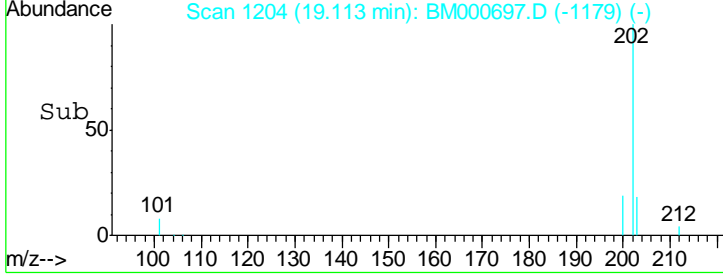
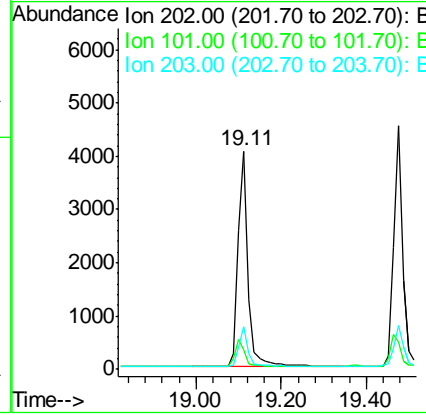
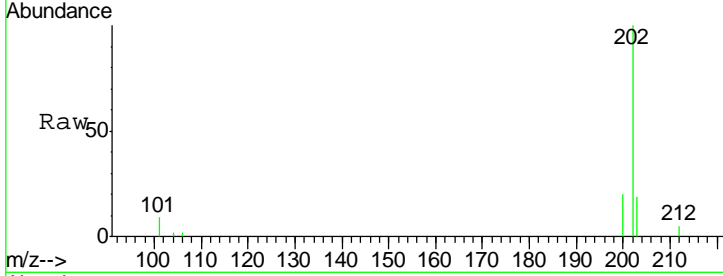




#15
 Fluoranthene
 Concen: 0.10 ng/ul
 RT: 19.11 min Scan# 1204
 Delta R.T. 0.00 min
 Lab File: BM000697.D
 Acq: 12 Mar 2015 13:55

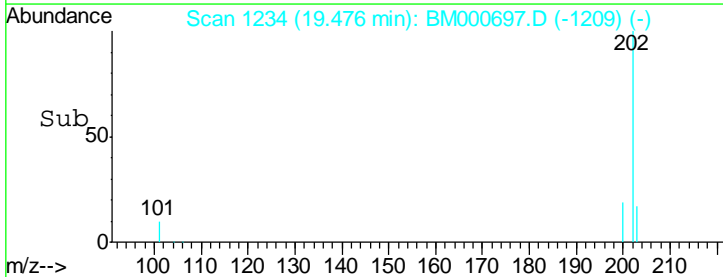
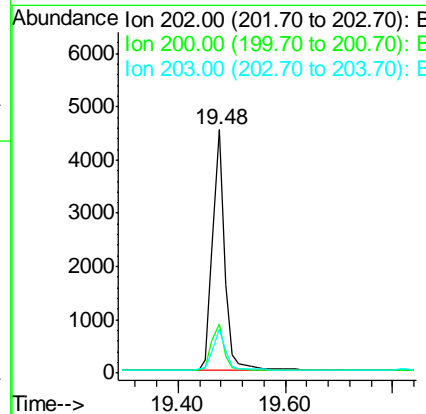
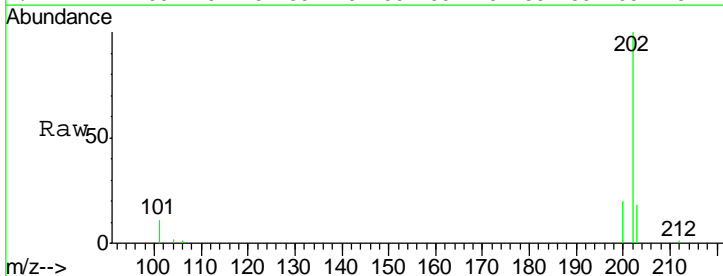
Instrument :
 BNA_M
 ClientSampled :

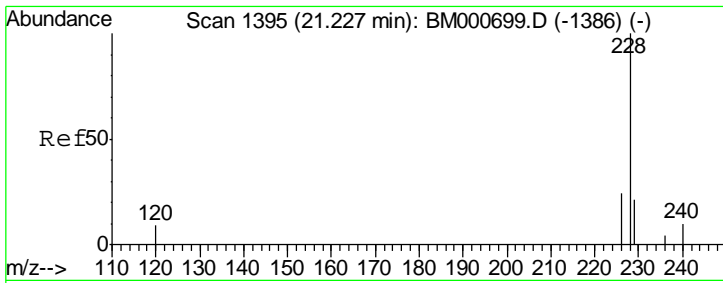
Tgt Ion	Resp	Lower	Upper
202	100		
101	8.8	0.0	27.4
203	19.3	0.0	38.1



#17
 Pyrene
 Concen: 0.09 ng/ul
 RT: 19.48 min Scan# 1234
 Delta R.T. 0.00 min
 Lab File: BM000697.D
 Acq: 12 Mar 2015 13:55

Tgt Ion	Resp	Lower	Upper
202	100		
200	20.4	15.5	23.3
203	18.2	14.4	21.6

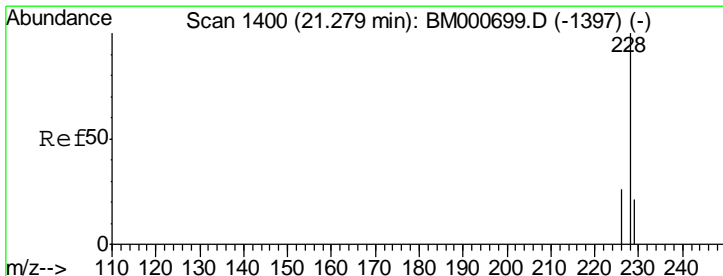
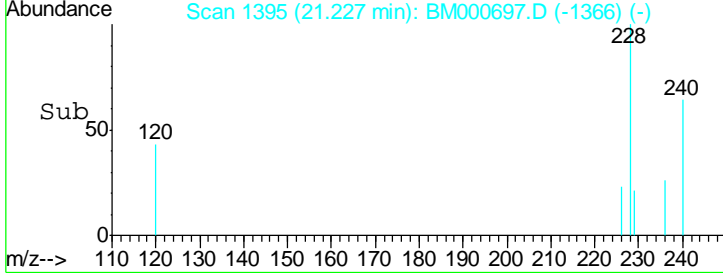
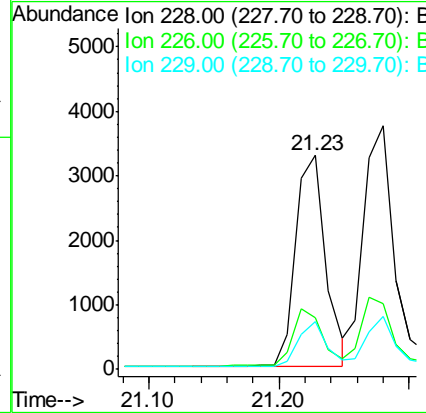
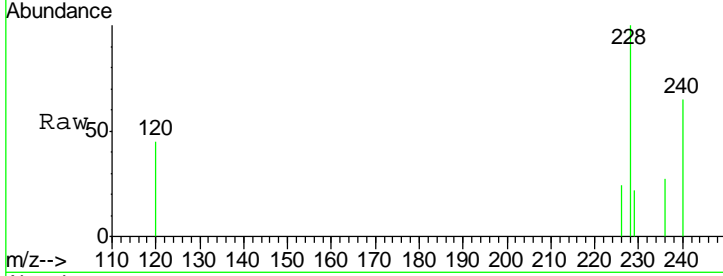




#18
 Benzo(a)anthracene
 Concen: 0.09 ng/ul
 RT: 21.23 min Scan# 1395
 Delta R.T. 0.00 min
 Lab File: BM000697.D
 Acq: 12 Mar 2015 13:55

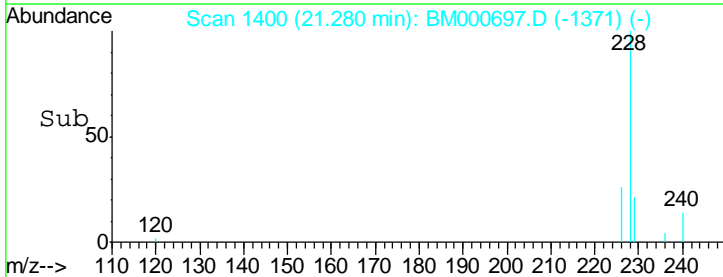
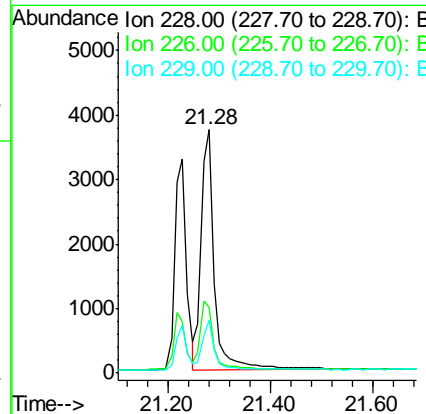
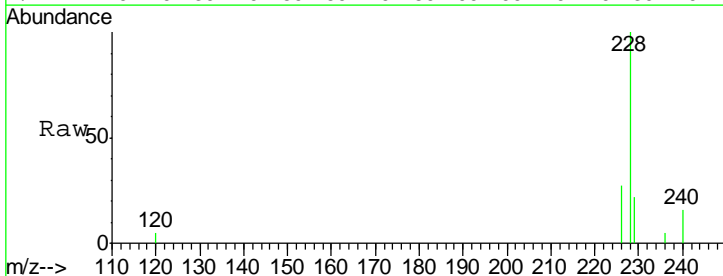
Instrument :
 BNA_M
 ClientSampled :

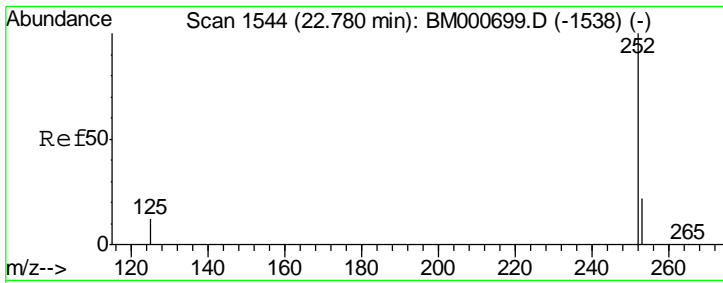
Tgt Ion	Resp	Lower	Upper
228	100		
226	24.1	19.1	28.7
229	22.3	16.7	25.1



#19
 Chrysene
 Concen: 0.11 ng/ul
 RT: 21.28 min Scan# 1400
 Delta R.T. 0.00 min
 Lab File: BM000697.D
 Acq: 12 Mar 2015 13:55

Tgt Ion	Resp	Lower	Upper
228	100		
226	27.1	21.0	31.4
229	21.7	17.0	25.4

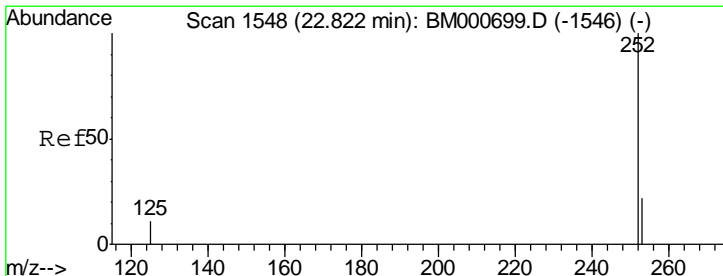
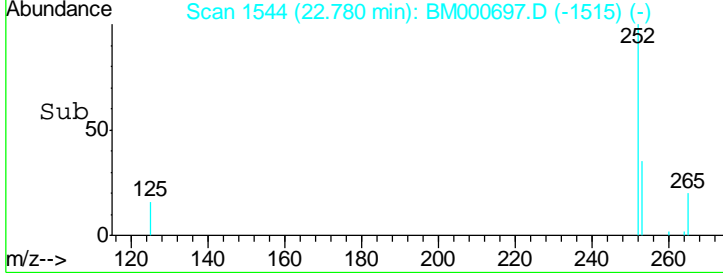
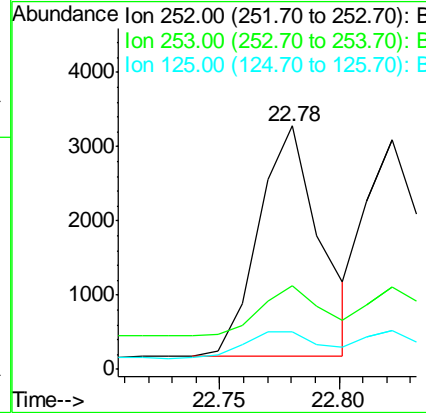
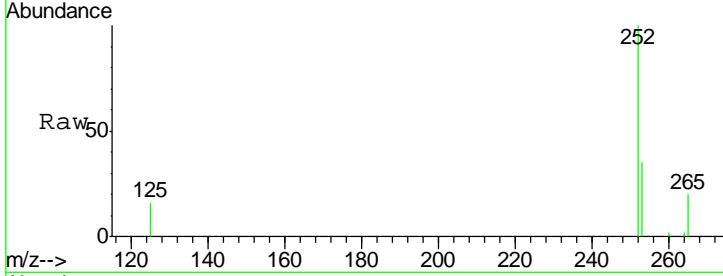




#21
 Benzo(b)fluoranthene
 Concen: 0.09 ng/ul
 RT: 22.78 min Scan# 1544
 Delta R.T. 0.00 min
 Lab File: BM000697.D
 Acq: 12 Mar 2015 13:55

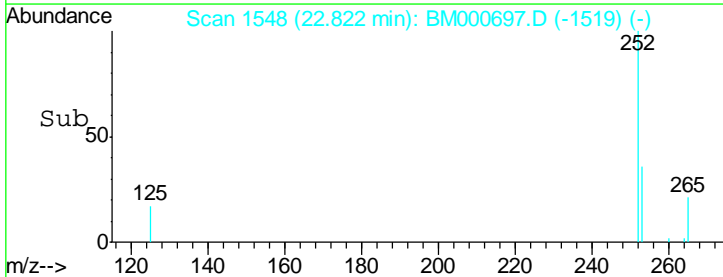
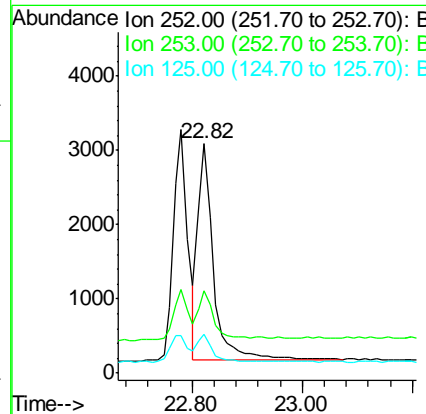
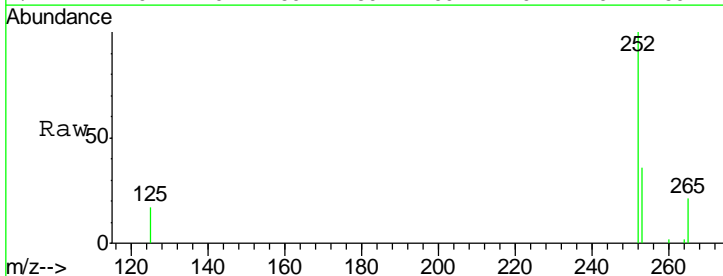
Instrument :
 BNA_M
 ClientSampled :

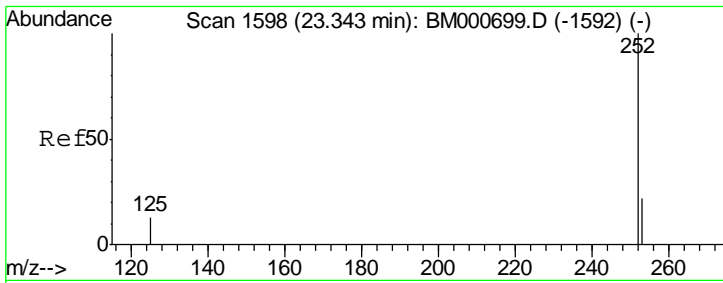
Tgt Ion	Resp	Lower	Upper
252	100		
253	34.6	0.0	49.6
125	15.7	0.0	25.4



#22
 Benzo(k)fluoranthene
 Concen: 0.10 ng/ul
 RT: 22.82 min Scan# 1548
 Delta R.T. 0.00 min
 Lab File: BM000697.D
 Acq: 12 Mar 2015 13:55

Tgt Ion	Resp	Lower	Upper
252	100		
253	36.0	19.4	29.0#
125	17.0	10.1	15.1#

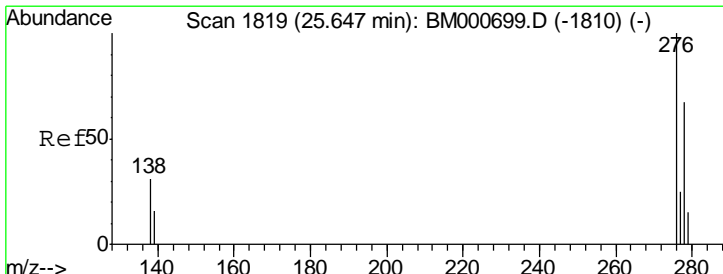
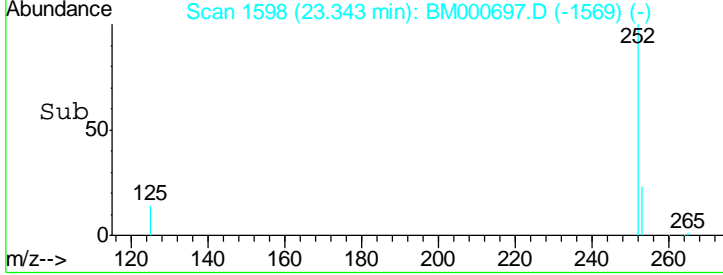
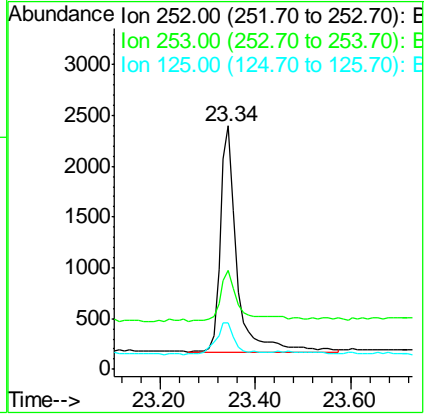
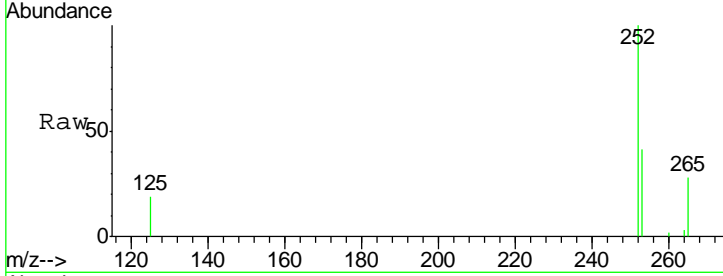




#23
 Benzo(a)pyrene
 Concen: 0.10 ng/ul
 RT: 23.34 min Scan# 1598
 Delta R.T. 0.00 min
 Lab File: BM000697.D
 Acq: 12 Mar 2015 13:55

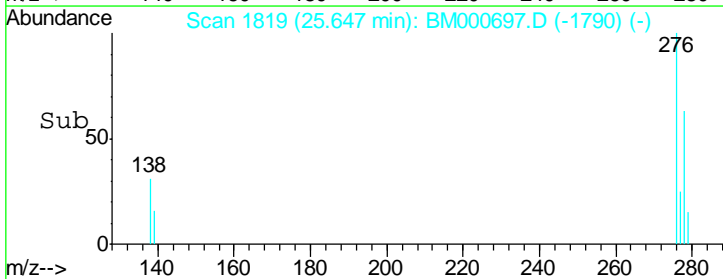
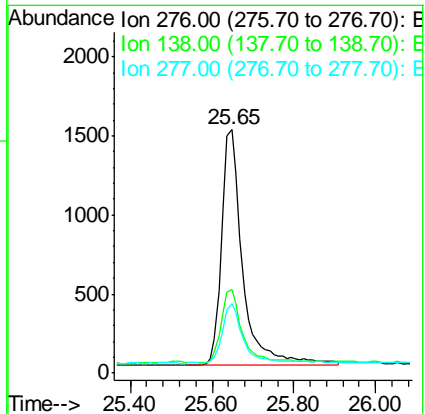
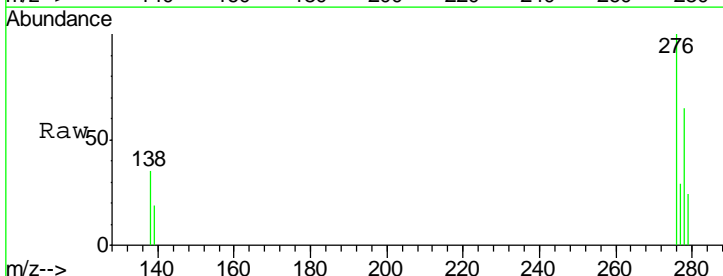
Instrument :
 BNA_M
 ClientSampled :

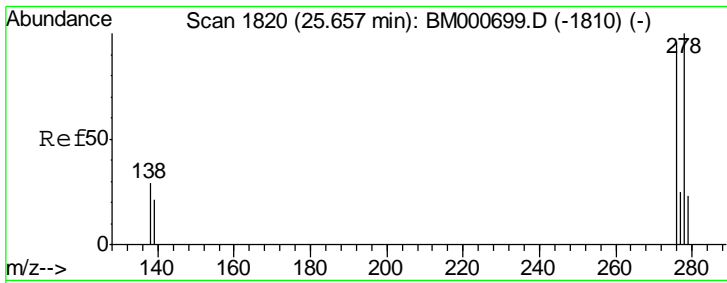
Tgt Ion	Resp	Lower	Upper
252	100		
253	40.7	20.9	31.3#
125	19.0	11.4	17.0#



#24
 Indeno(1,2,3-cd)pyrene
 Concen: 0.10 ng/ul
 RT: 25.65 min Scan# 1819
 Delta R.T. 0.00 min
 Lab File: BM000697.D
 Acq: 12 Mar 2015 13:55

Tgt Ion	Resp	Lower	Upper
276	100		
138	31.6	25.6	38.4
277	24.1	19.7	29.5

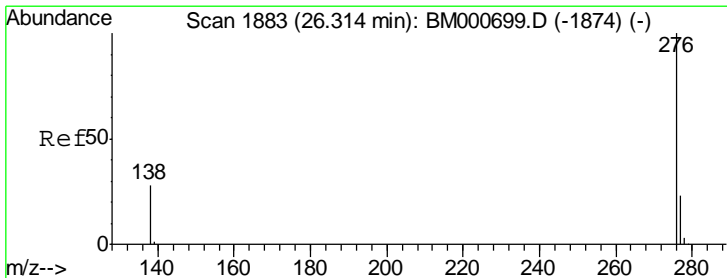
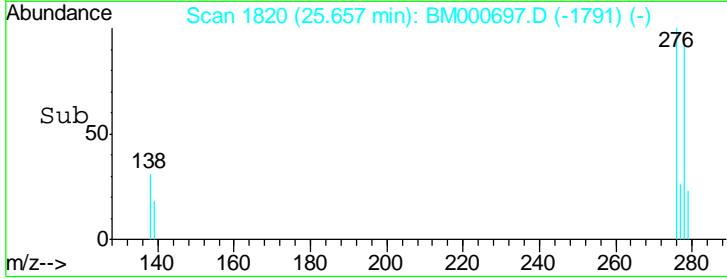
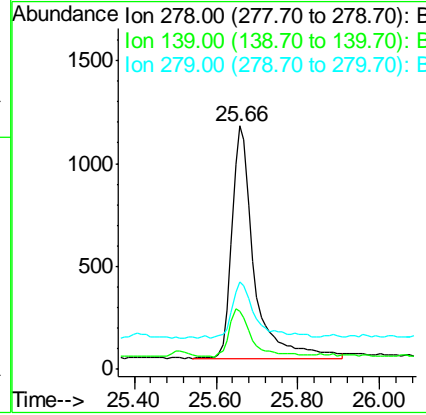
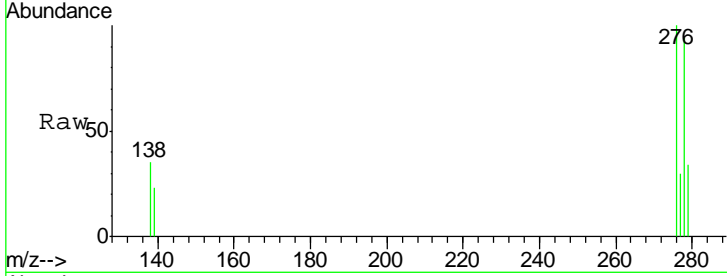




#25
 Dibenzo(a,h)anthracene
 Concen: 0.10 ng/ul
 RT: 25.66 min Scan# 1820
 Delta R.T. 0.00 min
 Lab File: BM000697.D
 Acq: 12 Mar 2015 13:55

Instrument :
 BNA_M
 ClientSampled :

Tgt Ion	Resp	Lower	Upper
278	4246		
278	100		
139	24.1	17.4	26.2
279	36.1	20.0	30.0#



#26
 Benzo(g,h,i)perylene
 Concen: 0.11 ng/ul
 RT: 26.31 min Scan# 1883
 Delta R.T. 0.00 min
 Lab File: BM000697.D
 Acq: 12 Mar 2015 13:55

Tgt Ion	Resp	Lower	Upper
276	4778		
276	100		
277	26.6	19.0	28.4
138	32.1	23.3	34.9

