

Data Path : Z:\HPCHEM1\BNA_M\DATA\BM032015\
 Data File : BM000739.D
 Acq On : 20 Mar 2015 12:43
 Operator : TP/IZ
 Sample : PB82205BL
 Misc : SBLK37
 ALS Vial : 3 Sample Multiplier: 1

Instrument :
 BNA_M
 ClientSampleId :
 SBLK37

Quant Time: Mar 21 03:12:57 2015
 Quant Method : Z:\HPCHEM1\BNA_M\METHODS\SOM02.2-EPA-SIM-BM031915.M
 Quant Title : ASP BNA STANDARDS FOR 5 POINT CALIBRATION
 QLast Update : Sat Mar 21 04:02:09 2015
 Response via : Initial Calibration

Internal Standards	R.T.	QIon	Response	Conc	Units	Dev(Min)
1) 1,4-Dichlorobenzene-d4	7.62	152	2379	0.40	ng/ul	0.00
2) Naphthalene-d8	10.41	136	7942	0.40	ng/ul	0.00
6) Acenaphthene-d10	14.27	164	4485	0.40	ng/ul	0.00
10) Phenanthrene-d10	17.02	188	7676	0.40	ng/ul	0.00
16) Chrysene-d12	21.23	240	6166	0.40	ng/ul	0.01
20) Perylene-d12	23.42	264	5722	0.40	ng/ul	0.00

System Monitoring Compounds	R.T.	QIon	Response	Conc	Units	Dev(Min)
4) 2-Methylnaphthalene-d10	12.00	152	2985	0.33	ng/ul	0.00
14) Fluoranthene-d10	19.07	212	5381	0.35	ng/ul	0.01

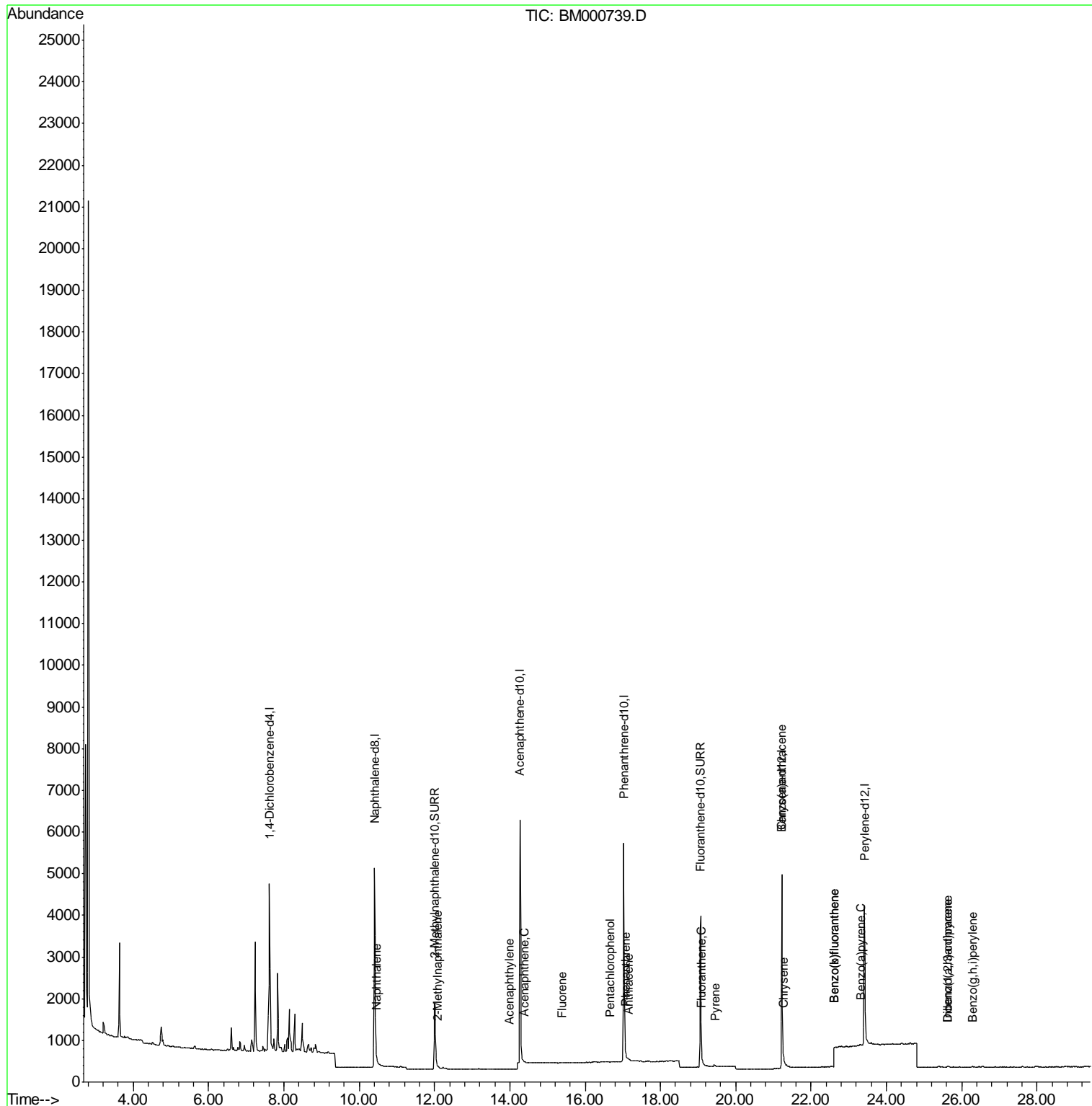
Target Compounds	R.T.	QIon	Response	Conc	Units	Qvalue
3) Naphthalene	10.46	128	15	0.00	ng/ul#	1
5) 2-Methylnaphthalene	12.09	142	6	0.00	ng/ul#	5
7) Acenaphthylene	13.98	152	3	0.00	ng/ul#	1
8) Acenaphthene	14.38	153	3	0.00	ng/ul#	66
9) Fluorene	15.40	166	1	0.00	ng/ul#	43
11) Pentachlorophenol	16.67	266	6	0.01	ng/ul#	50
12) Phenanthrene	17.07	178	25	0.00	ng/ul#	1
13) Anthracene	17.16	178	11	0.00	ng/ul#	1
15) Fluoranthene	19.09	202	36	0.00	ng/ul#	1
17) Pyrene	19.45	202	24	0.00	ng/ul#	1
18) Benzo(a)anthracene	21.22	228	35	0.00	ng/ul#	1
19) Chrysene	21.26	228	24	0.00	ng/ul#	1
21) Benzo(b)fluoranthene	22.62	252	542	0.03	ng/ul#	1
22) Benzo(k)fluoranthene	22.62	252	542	0.03	ng/ul#	1
23) Benzo(a)pyrene	23.31	252	36	0.00	ng/ul#	1
24) Indeno(1,2,3-cd)pyrene	25.62	276	24	0.00	ng/ul#	69
25) Dibenzo(a,h)anthracene	25.64	278	30	0.00	ng/ul#	1
26) Benzo(g,h,i)perylene	26.28	276	36	0.00	ng/ul#	1

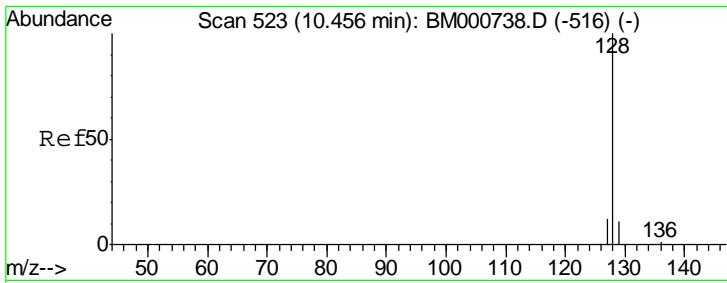
(#) = qualifier out of range (m) = manual integration (+) = signals summed

Data Path : Z:\HPCHEM1\BNA_M\DATA\BM032015\
 Data File : BM000739.D
 Acq On : 20 Mar 2015 12:43
 Operator : TP/IZ
 Sample : PB82205BL
 Misc : SBLK37
 ALS Vial : 3 Sample Multiplier: 1

Instrument :
 BNA_M
 Client Sampled :
 SBLK37

Quant Time: Mar 21 03:12:57 2015
 Quant Method : Z:\HPCHEM1\BNA_M\METHODS\SOM02.2-EPA-SIM-BM031915.M
 Quant Title : ASP BNA STANDARDS FOR 5 POINT CALIBRATION
 QLast Update : Sat Mar 21 04:02:09 2015
 Response via : Initial Calibration

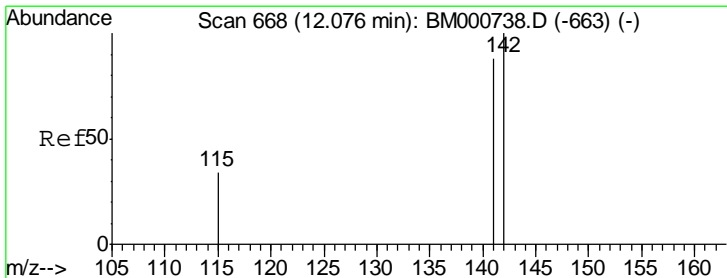
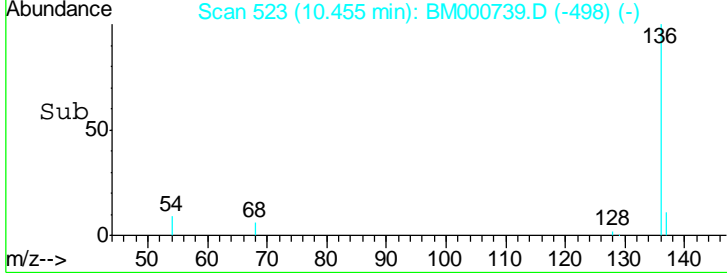
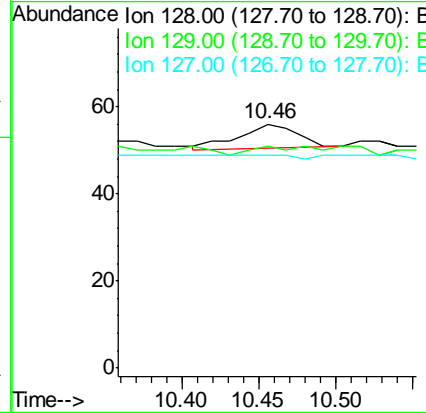
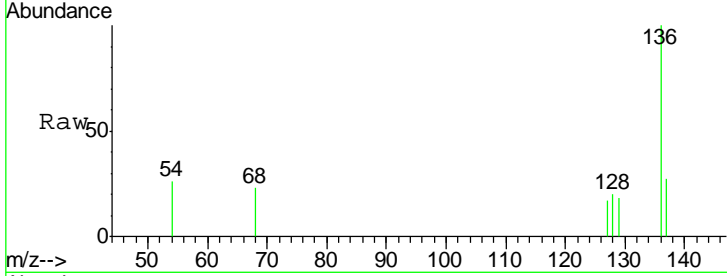




#3
 Naphthalene
 Concen: 0.00 ng/ul
 RT: 10.46 min Scan# 523
 Delta R.T. -0.00 min
 Lab File: BM000739.D
 Acq: 20 Mar 2015 12:43

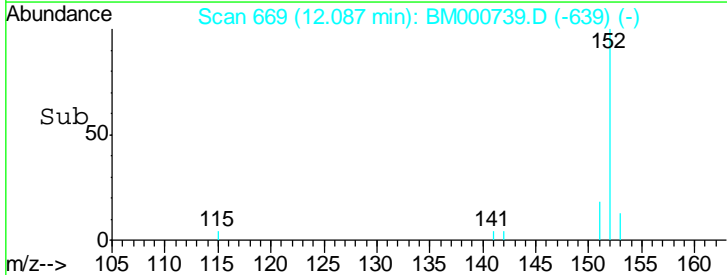
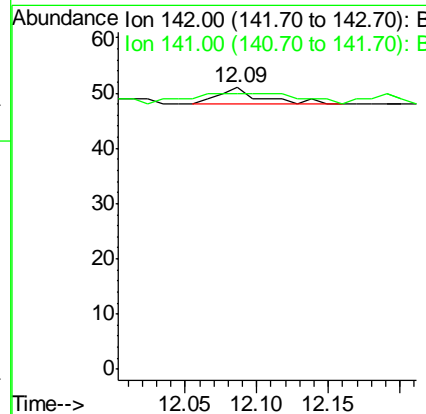
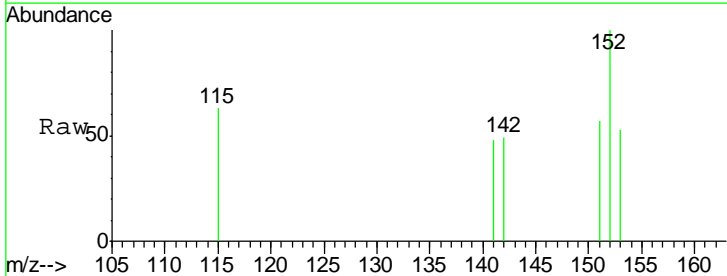
Instrument :
 BNA_M
 ClientSampled :
 SBLK37

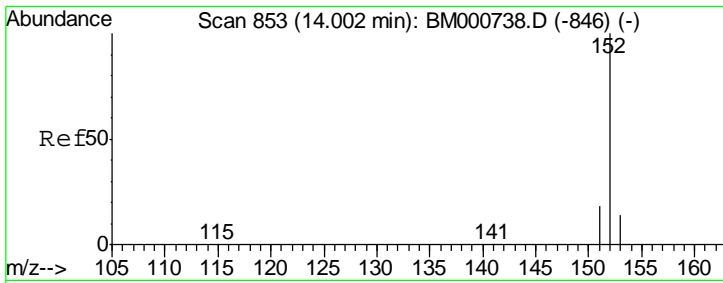
Tgt Ion	Resp	Lower	Upper
128	100		
129	91.1	9.3	13.9#
127	87.5	10.2	15.4#



#5
 2-Methylnaphthalene
 Concen: 0.00 ng/ul
 RT: 12.09 min Scan# 669
 Delta R.T. 0.01 min
 Lab File: BM000739.D
 Acq: 20 Mar 2015 12:43

Tgt Ion	Resp	Lower	Upper
142	100		
141	0.0	70.6	106.0#

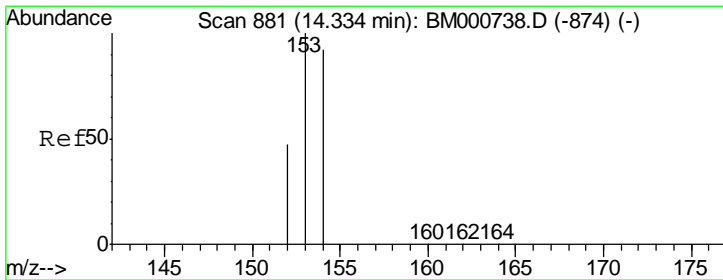
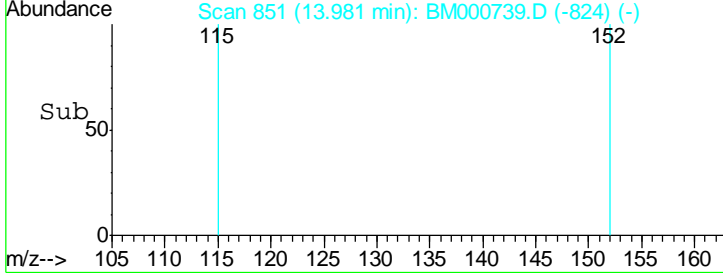
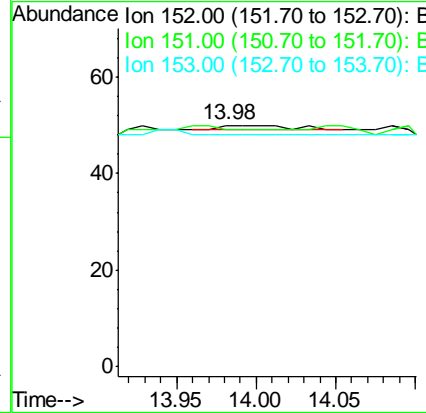
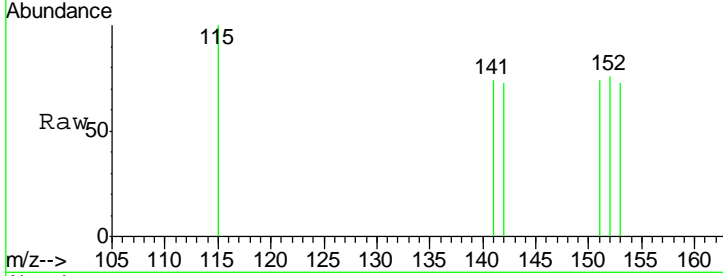




#7
 Acenaphthylene
 Concen: 0.00 ng/ul
 RT: 13.98 min Scan# 851
 Delta R.T. -0.02 min
 Lab File: BM000739.D
 Acq: 20 Mar 2015 12:43

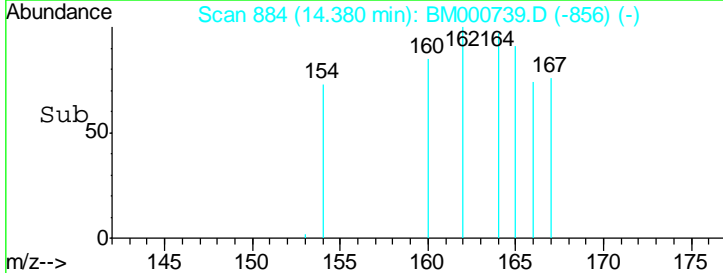
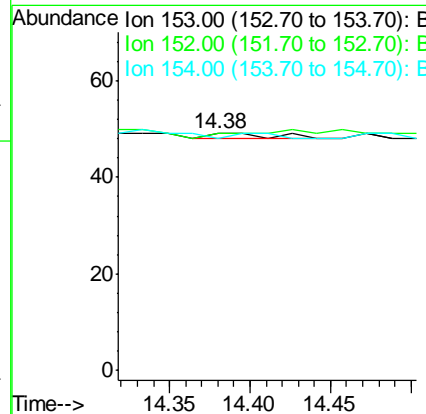
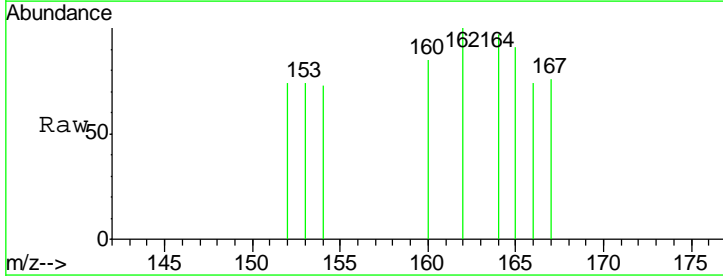
Instrument :
 BNA_M
 ClientSampled :
 SBLK37

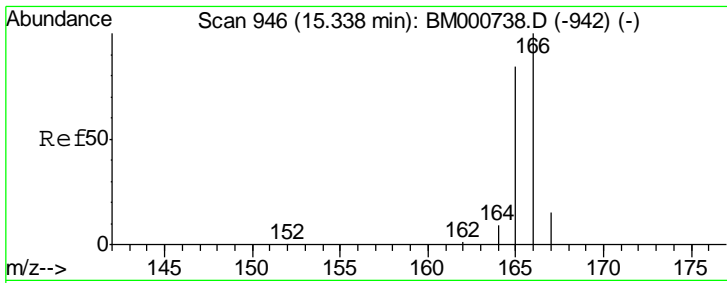
Tgt Ion	Resp	Lower	Upper
152	100		
151	98.0	15.2	22.8#
153	96.0	11.2	16.8#



#8
 Acenaphthene
 Concen: 0.00 ng/ul
 RT: 14.38 min Scan# 884
 Delta R.T. 0.05 min
 Lab File: BM000739.D
 Acq: 20 Mar 2015 12:43

Tgt Ion	Resp	Lower	Upper
153	100		
152	100.0	37.8	56.6#
154	98.0	71.0	106.6

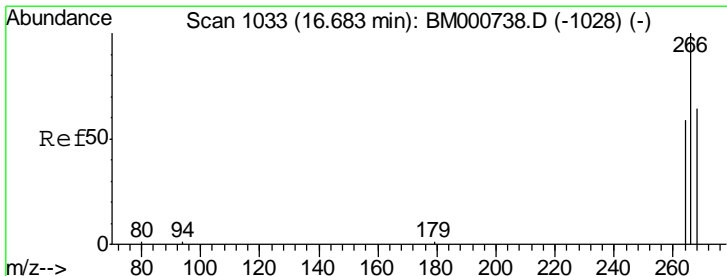
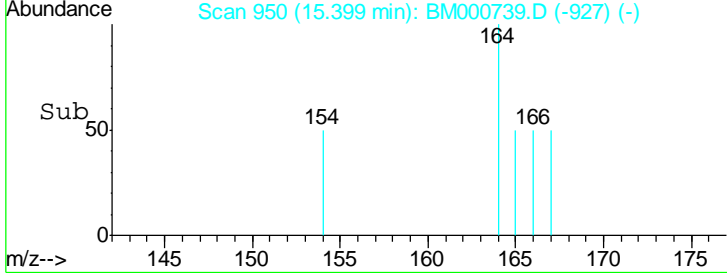
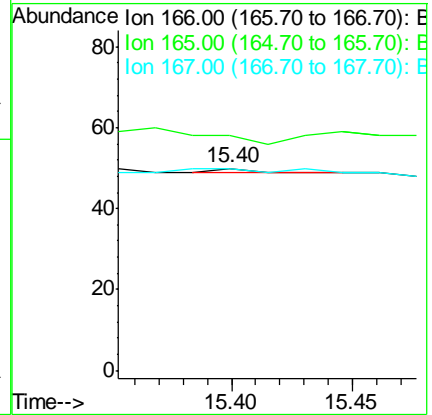
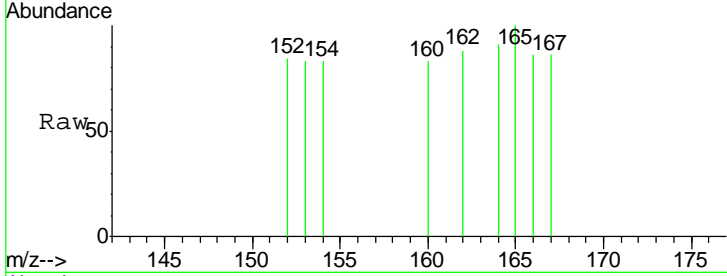




#9
 Fluorene
 Concen: 0.00 ng/ul
 RT: 15.40 min Scan# 950
 Delta R.T. 0.06 min
 Lab File: BM000739.D
 Acq: 20 Mar 2015 12:43

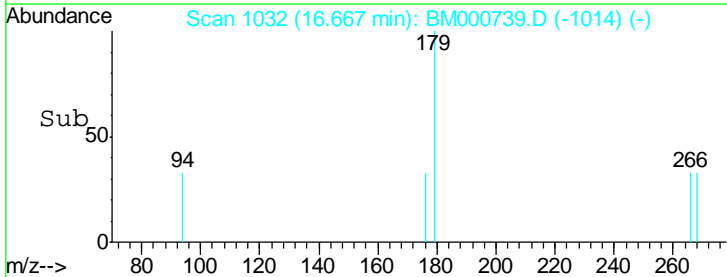
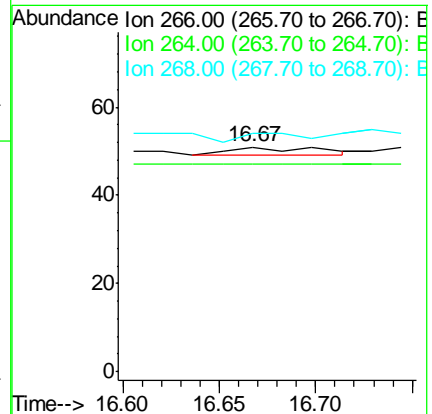
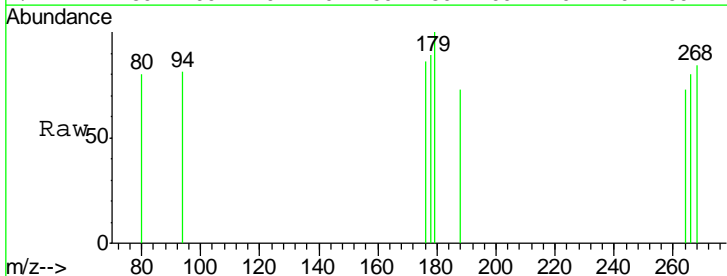
Instrument :
 BNA_M
 ClientSampled :
 SBLK37

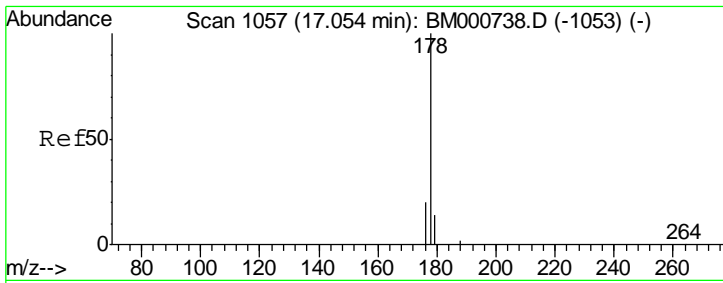
Tgt Ion	Resp	Lower	Upper
166	100		
165	116.0	69.8	104.6#
167	100.0	12.5	18.7#



#11
 Pentachlorophenol
 Concen: 0.01 ng/ul
 RT: 16.67 min Scan# 1032
 Delta R.T. -0.02 min
 Lab File: BM000739.D
 Acq: 20 Mar 2015 12:43

Tgt Ion	Resp	Lower	Upper
266	100		
264	0.0	47.8	71.8#
268	83.3	51.7	77.5#

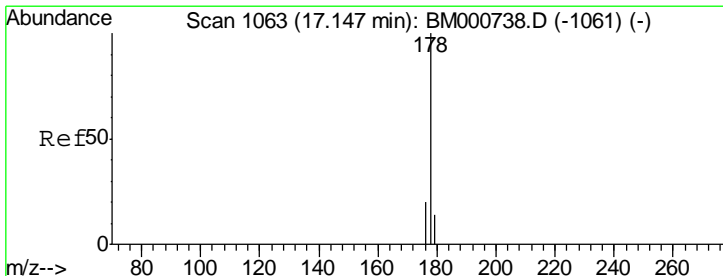
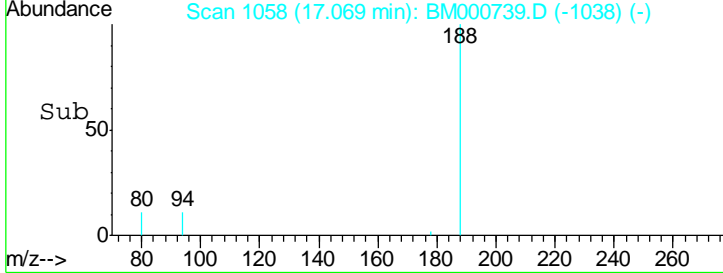
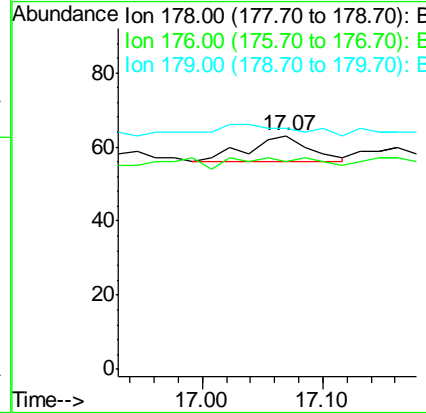
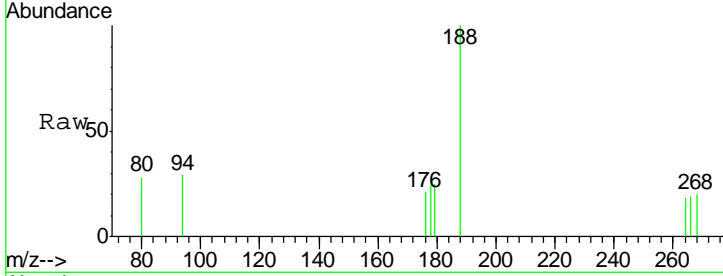




#12
 Phenanthrene
 Concen: 0.00 ng/ul
 RT: 17.07 min Scan# 1058
 Delta R.T. 0.02 min
 Lab File: BM000739.D
 Acq: 20 Mar 2015 12:43

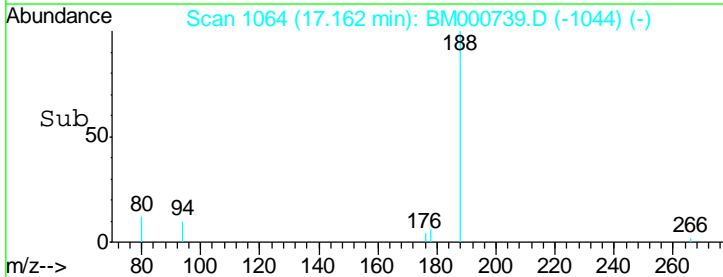
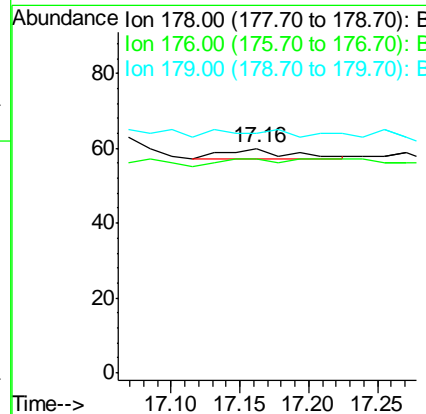
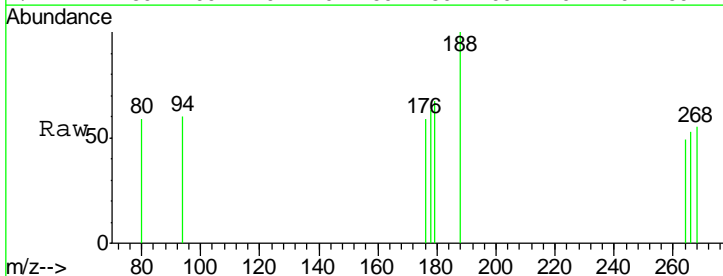
Instrument :
 BNA_M
 ClientSampled :
 SBLK37

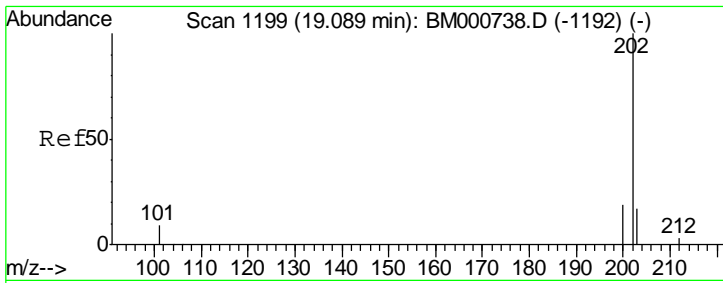
Tgt Ion	Resp	Lower	Upper
178	100		
176	88.9	17.4	26.0#
179	103.2	11.5	17.3#



#13
 Anthracene
 Concen: 0.00 ng/ul
 RT: 17.16 min Scan# 1064
 Delta R.T. 0.02 min
 Lab File: BM000739.D
 Acq: 20 Mar 2015 12:43

Tgt Ion	Resp	Lower	Upper
178	100		
176	95.0	16.7	25.1#
179	106.7	12.0	18.0#

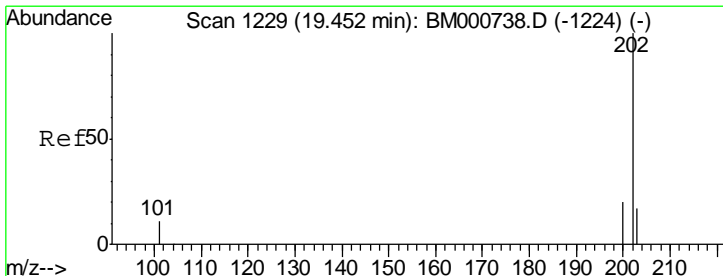
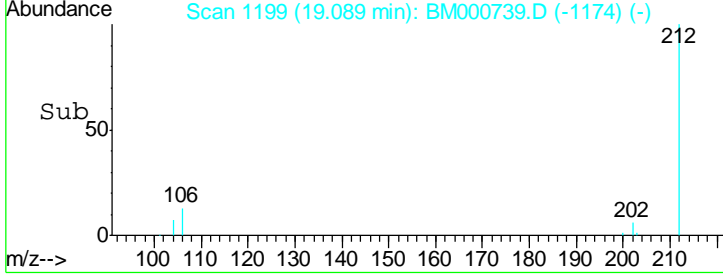
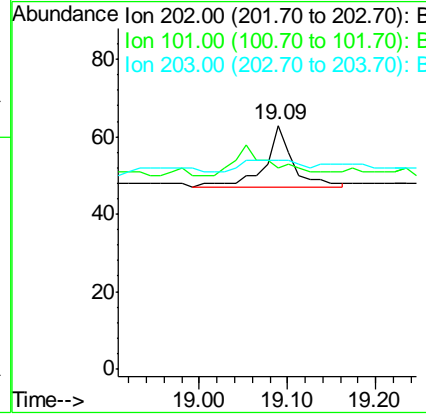
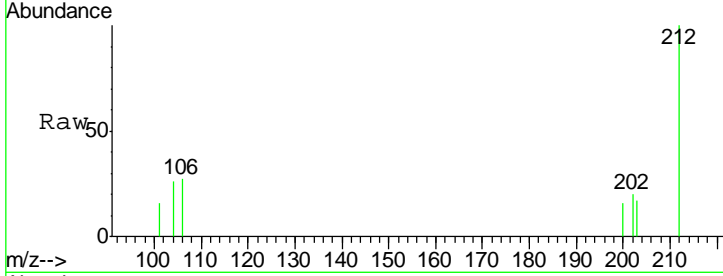




#15
 Fluoranthene
 Concen: 0.00 ng/ul
 RT: 19.09 min Scan# 1199
 Delta R.T. -0.00 min
 Lab File: BM000739.D
 Acq: 20 Mar 2015 12:43

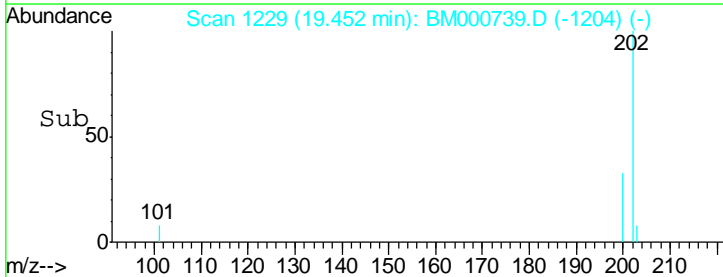
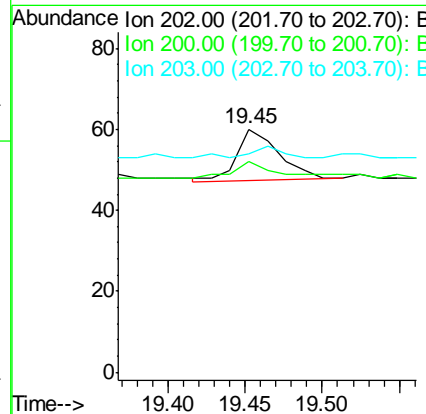
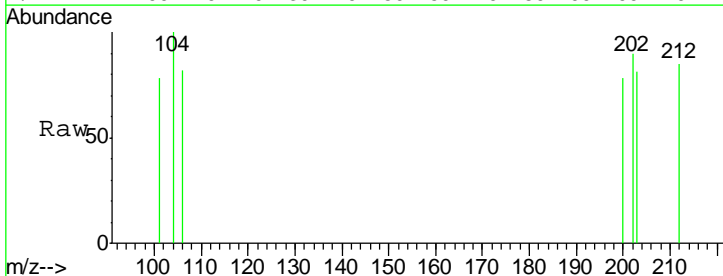
Instrument :
 BNA_M
 ClientSampled :
 SBLK37

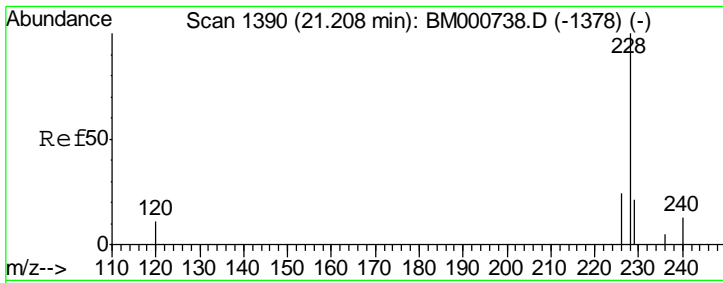
Tgt Ion	Resp	Lower	Upper
202	100		
101	82.5	0.0	29.8#
203	85.7	0.0	37.7#



#17
 Pyrene
 Concen: 0.00 ng/ul
 RT: 19.45 min Scan# 1229
 Delta R.T. -0.00 min
 Lab File: BM000739.D
 Acq: 20 Mar 2015 12:43

Tgt Ion	Resp	Lower	Upper
202	100		
200	86.7	16.3	24.5#
203	90.0	13.9	20.9#

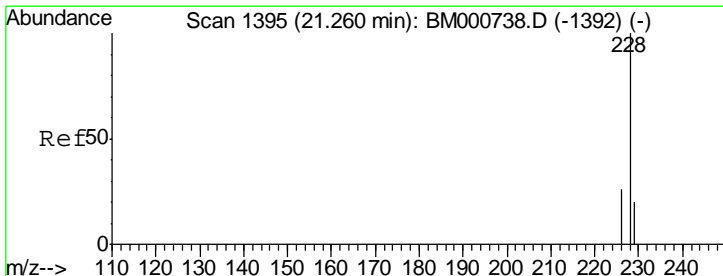
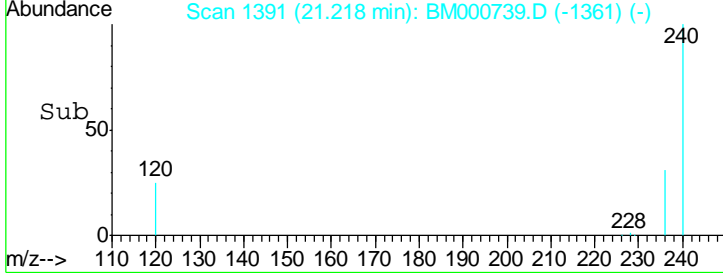
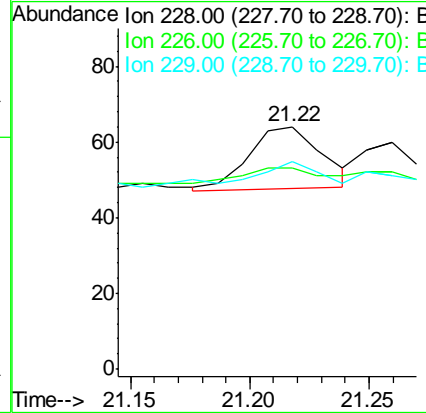
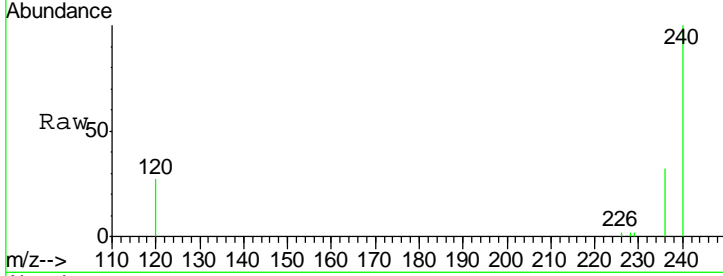




#18
 Benzo(a)anthracene
 Concen: 0.00 ng/ul
 RT: 21.22 min Scan# 1391
 Delta R.T. 0.01 min
 Lab File: BM000739.D
 Acq: 20 Mar 2015 12:43

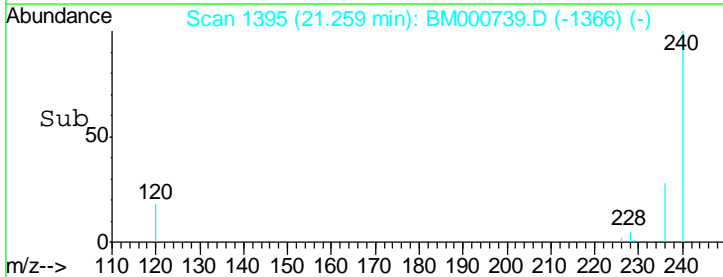
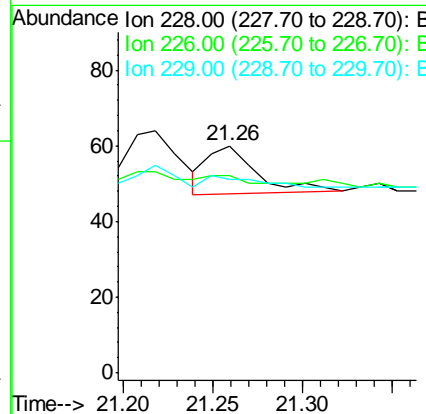
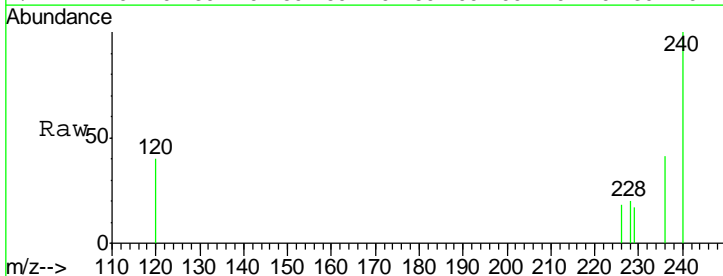
Instrument :
 BNA_M
 ClientSampled :
 SBLK37

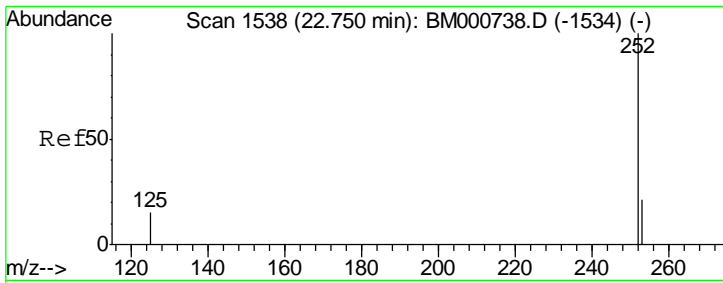
Tgt Ion	Resp	Lower	Upper
228	100		
226	82.8	23.7	35.5#
229	85.9	14.2	21.2#



#19
 Chrysene
 Concen: 0.00 ng/ul
 RT: 21.26 min Scan# 1395
 Delta R.T. -0.00 min
 Lab File: BM000739.D
 Acq: 20 Mar 2015 12:43

Tgt Ion	Resp	Lower	Upper
228	100		
226	86.7	26.1	39.1#
229	85.0	13.9	20.9#

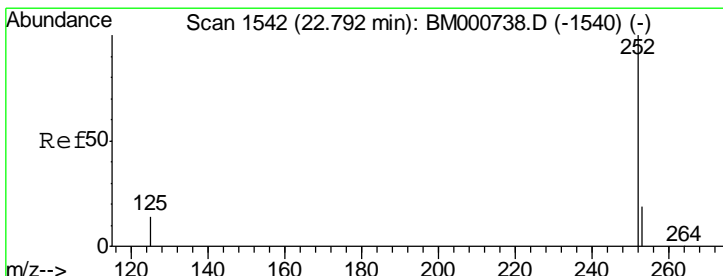
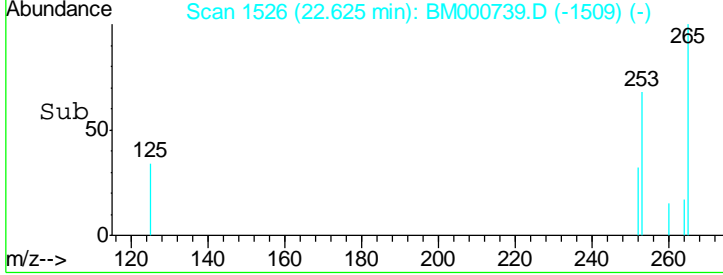
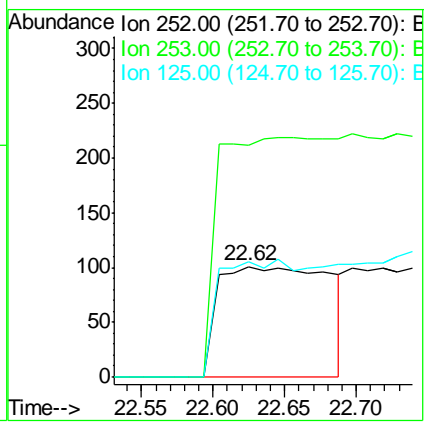
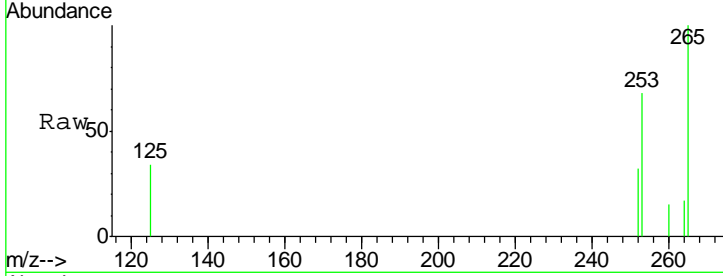




#21
 Benzo(b)fluoranthene
 Concen: 0.03 ng/ul
 RT: 22.62 min Scan# 1526
 Delta R.T. -0.13 min
 Lab File: BM000739.D
 Acq: 20 Mar 2015 12:43

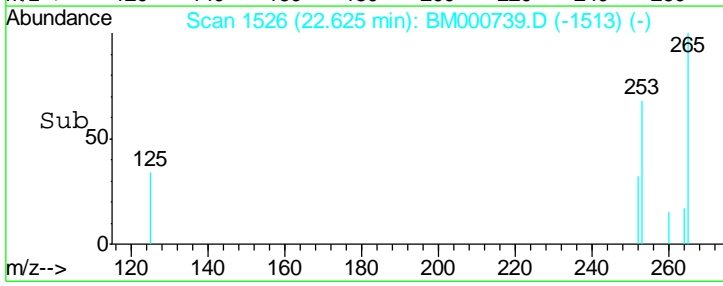
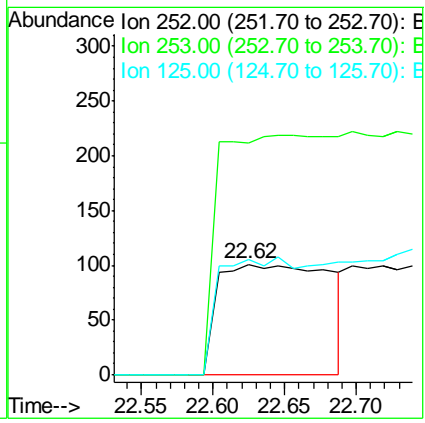
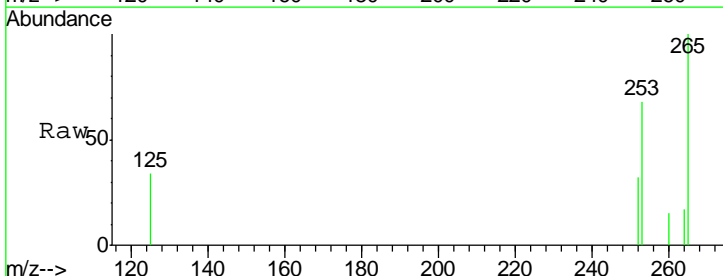
Instrument :
 BNA_M
 ClientSampled :
 SBLK37

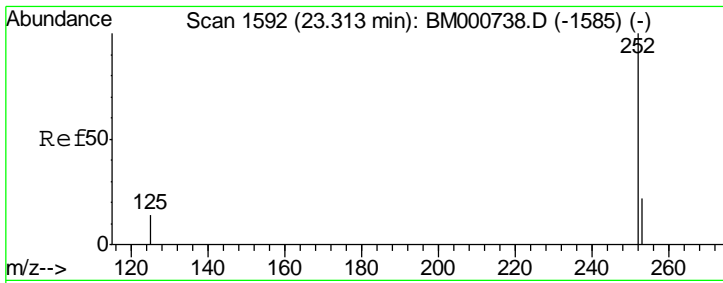
Tgt Ion	Resp	Lower	Upper
252	100		
253	209.9	0.0	49.2#
125	104.0	0.0	30.0#



#22
 Benzo(k)fluoranthene
 Concen: 0.03 ng/ul
 RT: 22.62 min Scan# 1526
 Delta R.T. -0.17 min
 Lab File: BM000739.D
 Acq: 20 Mar 2015 12:43

Tgt Ion	Resp	Lower	Upper
252	100		
253	209.9	19.8	29.6#
125	104.0	12.2	18.2#

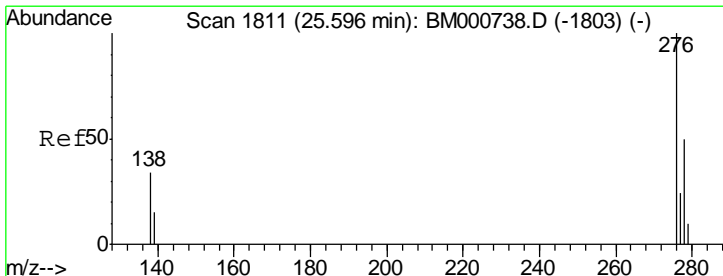
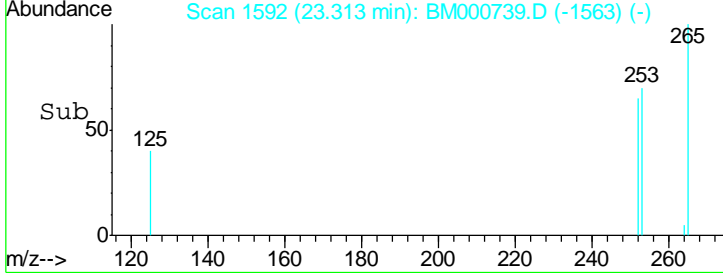
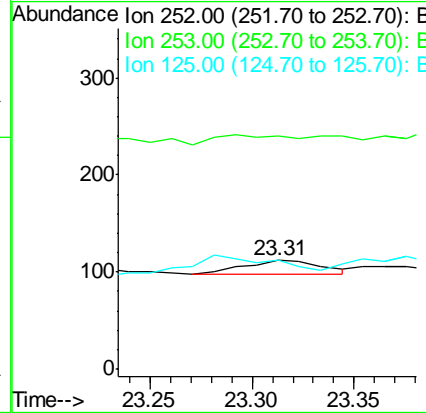
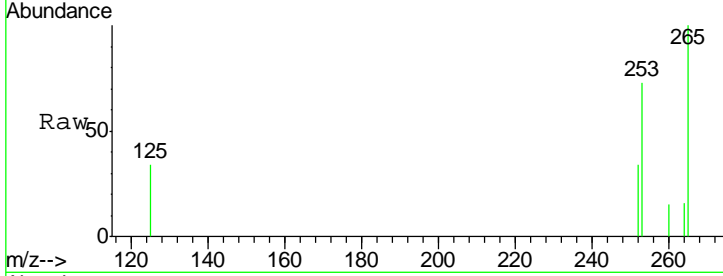




#23
 Benzo(a)pyrene
 Concen: 0.00 ng/ul
 RT: 23.31 min Scan# 1592
 Delta R.T. -0.00 min
 Lab File: BM000739.D
 Acq: 20 Mar 2015 12:43

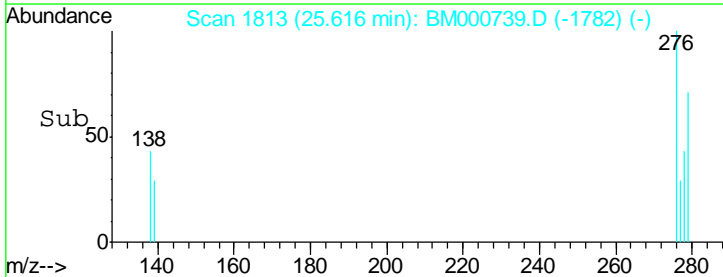
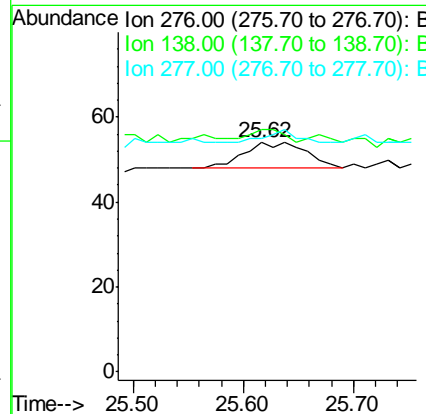
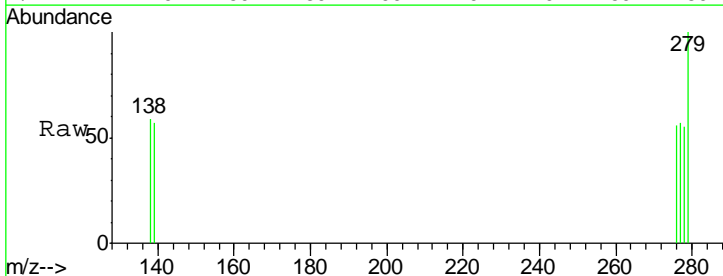
Instrument :
 BNA_M
 ClientSampled :
 SBLK37

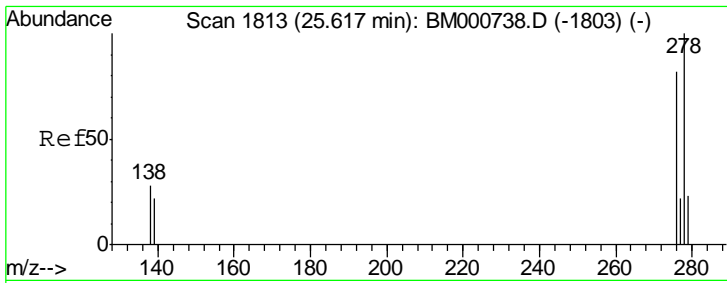
Tgt Ion	Resp	Lower	Upper
252	100		
253	214.3	21.5	32.3#
125	100.0	13.0	19.6#



#24
 Indeno(1,2,3-cd)pyrene
 Concen: 0.00 ng/ul
 RT: 25.62 min Scan# 1813
 Delta R.T. 0.02 min
 Lab File: BM000739.D
 Acq: 20 Mar 2015 12:43

Tgt Ion	Resp	Lower	Upper
276	100		
138	25.0	27.8	41.8#
277	0.0	19.9	29.9#

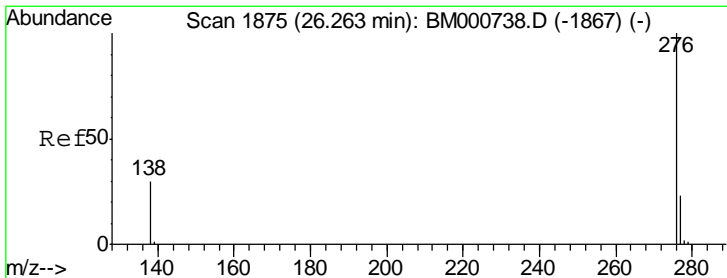
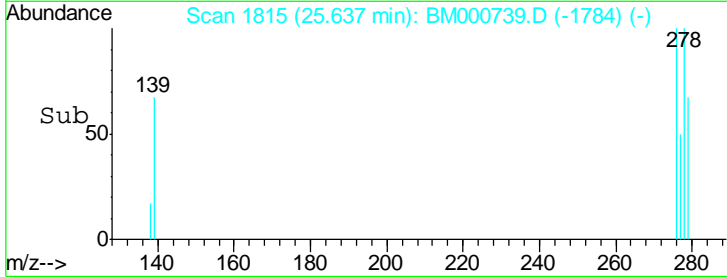
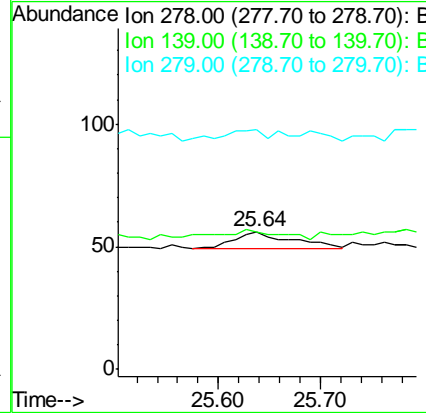
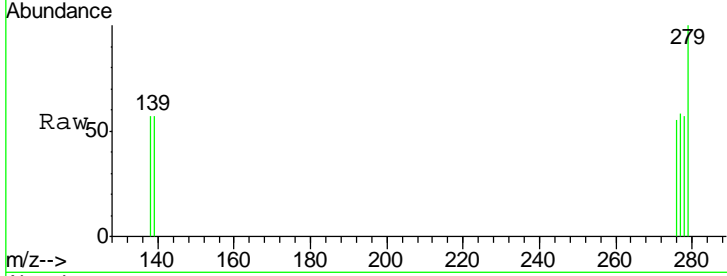




#25
 Dibenzo(a,h)anthracene
 Concen: 0.00 ng/ul
 RT: 25.64 min Scan# 1815
 Delta R.T. 0.02 min
 Lab File: BM000739.D
 Acq: 20 Mar 2015 12:43

Instrument :
 BNA_M
 ClientSampled :
 SBLK37

Tgt Ion	Resp	Lower	Upper
278	100		
139	100.0	18.1	27.1#
279	175.0	22.3	33.5#



#26
 Benzo(g,h,i)perylene
 Concen: 0.00 ng/ul
 RT: 26.28 min Scan# 1877
 Delta R.T. 0.02 min
 Lab File: BM000739.D
 Acq: 20 Mar 2015 12:43

Tgt Ion	Resp	Lower	Upper
276	100		
277	96.4	19.6	29.4#
138	98.2	25.6	38.4#

