

Data Path : Z:\svoasrv\HPCHEM1\BNA_M\Data\BM041323\
 Data File : BM039419.D
 Acq On : 13 Apr 2023 20:11
 Operator : CG/JU
 Sample : 02288-02
 Misc :
 ALS Vial : 10 Sample Multiplier: 1

Instrument :
 BNA_M
 ClientSampleId :
 GROUND-WATER

Integration Parameters: rteint.p
 Integrator: RTE
 Smoothing : ON Filtering: 5
 Sampling : 1 Min Area: 3 % of largest Peak
 Start Thrs: 0.2 Max Peaks: 100
 Stop Thrs : 0 Peak Location: TOP

If leading or trailing edge < 100 prefer < Baseline drop else tangent >
 Peak separation: 5

Method : Z:\svoasrv\HPCHEM1\BNA_M\Methods\8270-BM032923.M
 Title : ASP BNA STANDARDS FOR 5 POINT CALIBRATION

Signal : TIC: BM039419.D\data.ms

peak #	R.T. min	first scan	max scan	last scan	PK TY	peak height	corr. area	corr. % max.	% of total
1	3.899	116	121	126	rBV	1126794	1508591	8.15%	1.212%
2	4.264	127	183	185	rVB	1923100	18506345	100.00%	14.863%
3	4.528	221	228	239	rVB	997808	1513390	8.18%	1.215%
4	4.817	268	277	291	rVV	277402	566697	3.06%	0.455%
5	4.952	292	300	308	rVB2	185939	320899	1.73%	0.258%
6	5.340	359	366	371	rBV	1613181	2404184	12.99%	1.931%
7	5.434	376	382	407	rVB2	1945992	3584167	19.37%	2.879%
8	5.846	445	452	458	rBV2	182274	286670	1.55%	0.230%
9	5.928	458	466	481	rVV	3217362	4826990	26.08%	3.877%
10	6.452	544	555	566	rBV	255859	655334	3.54%	0.526%
11	7.058	628	658	663	rBV	2036053	8968879	48.46%	7.203%
12	7.852	787	793	800	rBV	730194	1198864	6.48%	0.963%
13	7.922	800	805	819	rVB	246250	494820	2.67%	0.397%
14	8.405	881	887	896	rBV	384573	682612	3.69%	0.548%
15	8.540	896	910	917	rVV	489341	1243065	6.72%	0.998%
16	8.658	925	930	945	rVB2	70321	185924	1.00%	0.149%
17	9.028	986	993	1005	rBV	2095225	3527374	19.06%	2.833%
18	9.193	1015	1021	1029	rVB	101599	185821	1.00%	0.149%
19	9.422	1054	1060	1068	rBV2	133078	238528	1.29%	0.192%
20	9.593	1083	1089	1095	rBV	113709	186850	1.01%	0.150%
21	9.710	1102	1109	1125	rVB2	147795	324206	1.75%	0.260%
22	10.063	1152	1169	1184	rVV	699116	1805822	9.76%	1.450%
23	10.663	1264	1271	1284	rVB	975686	1686996	9.12%	1.355%
24	11.351	1383	1388	1400	rVB2	251930	496472	2.68%	0.399%
25	11.504	1407	1414	1421	rBV2	212417	449174	2.43%	0.361%
26	11.575	1421	1426	1436	rVB	220161	441237	2.38%	0.354%
27	12.187	1521	1530	1537	rBV	298688	601633	3.25%	0.483%
28	12.351	1552	1558	1571	rBV2	115027	297062	1.61%	0.239%
29	12.975	1654	1664	1677	rBV	3792774	6176362	33.37%	4.960%
30	13.134	1684	1691	1704	rVB	5127396	7550402	40.80%	6.064%
31	13.328	1719	1724	1737	rBV	218294	432719	2.34%	0.348%
32	13.540	1753	1760	1773	rBV	571326	1010385	5.46%	0.811%
33	13.698	1782	1787	1793	rBV3	89317	197012	1.06%	0.158%
34	14.387	1900	1904	1915	rVB4	109411	225542	1.22%	0.181%
35	14.510	1915	1925	1933	rBV	1454444	2271089	12.27%	1.824%
36	14.734	1958	1963	1977	rVB	457930	773251	4.18%	0.621%

Data Path : Z:\svoasrv\HPCHEM1\BNA_M\Data\BM041323\
 Data File : BM039419.D
 Acq On : 13 Apr 2023 20:11
 Operator : CG/JU
 Sample : 02288-02
 Misc :
 ALS Vial : 10 Sample Multiplier: 1

Instrument :
 BNA_M
 ClientSampleId :
 GROUND-WATER

Integration Parameters: rteint.p
 Integrator: RTE
 Smoothing : ON Filtering: 5
 Sampling : 1 Min Area: 3 % of largest Peak
 Start Thrs: 0.2 Max Peaks: 100
 Stop Thrs : 0 Peak Location: TOP

If leading or trailing edge < 100 prefer < Baseline drop else tangent >
 Peak separation: 5

Method : Z:\svoasrv\HPCHEM1\BNA_M\Methods\8270-BM032923.M
 Title : ASP BNA STANDARDS FOR 5 POINT CALIBRATION

37	14.945	1996	1999	2006	rVV2	150256	238897	1.29%	0.192%
38	15.028	2009	2013	2020	rVV	310441	498942	2.70%	0.401%
39	15.098	2020	2025	2037	rVB2	130610	237812	1.29%	0.191%
40	15.257	2047	2052	2058	rBV	1150524	1557602	8.42%	1.251%
41	15.516	2088	2096	2103	rBV2	433990	841246	4.55%	0.676%
42	15.639	2113	2117	2131	rVB3	97698	220479	1.19%	0.177%
43	15.875	2148	2157	2169	rVV2	711002	1524230	8.24%	1.224%
44	16.010	2173	2180	2198	rVV	3878166	6129752	33.12%	4.923%
45	16.145	2198	2203	2212	rVB3	162324	305100	1.65%	0.245%
46	16.392	2240	2245	2254	rVB6	103195	210012	1.13%	0.169%
47	16.534	2261	2269	2278	rBV	745289	1381707	7.47%	1.110%
48	16.669	2288	2292	2303	rVB4	194824	310188	1.68%	0.249%
49	17.022	2347	2352	2360	rBV	691219	1007813	5.45%	0.809%
50	17.263	2386	2393	2401	rVB	1672190	2568254	13.88%	2.063%
51	17.516	2432	2436	2440	rBV	170485	235317	1.27%	0.189%
52	18.169	2541	2547	2555	rBV	2850129	4095919	22.13%	3.290%
53	18.233	2556	2558	2562	rVV2	149351	240757	1.30%	0.193%
54	18.280	2563	2566	2574	rVB	134370	271719	1.47%	0.218%
55	18.439	2589	2593	2599	rBV5	119828	237577	1.28%	0.191%
56	18.945	2674	2679	2689	rVV	1576078	2647702	14.31%	2.126%
57	19.375	2749	2752	2757	rVB	161739	188527	1.02%	0.151%
58	19.439	2759	2763	2772	rBV	1306751	1929849	10.43%	1.550%
59	19.892	2834	2840	2856	rBV	7704267	10288111	55.59%	8.263%
60	20.439	2929	2933	2940	rBV2	558792	860614	4.65%	0.691%
61	20.533	2945	2949	2963	rVV	800543	1343308	7.26%	1.079%
62	21.151	3050	3054	3066	rBV	1627957	1987839	10.74%	1.596%
63	21.451	3100	3105	3116	rBV	2070699	2857018	15.44%	2.295%
64	22.033	3201	3204	3208	rBV	332082	445395	2.41%	0.358%
65	22.327	3251	3254	3262	rVB	375219	501709	2.71%	0.403%
66	22.680	3310	3314	3320	rVB	532525	764950	4.13%	0.614%
67	23.833	3504	3510	3519	rVB	1396990	2759055	14.91%	2.216%

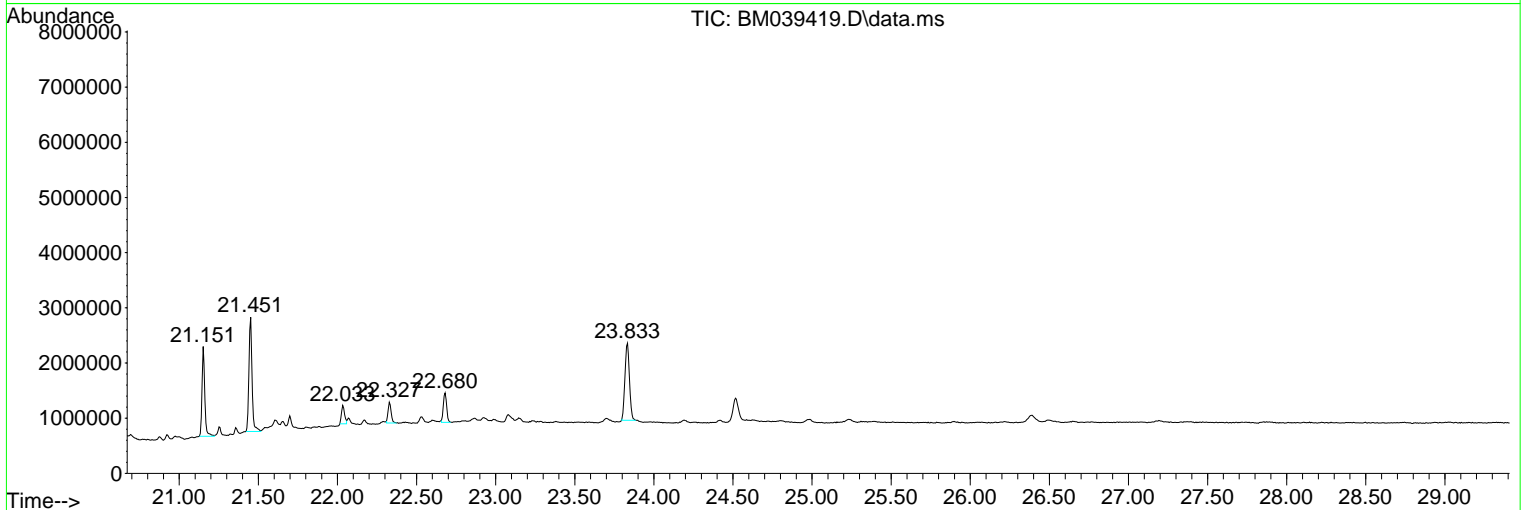
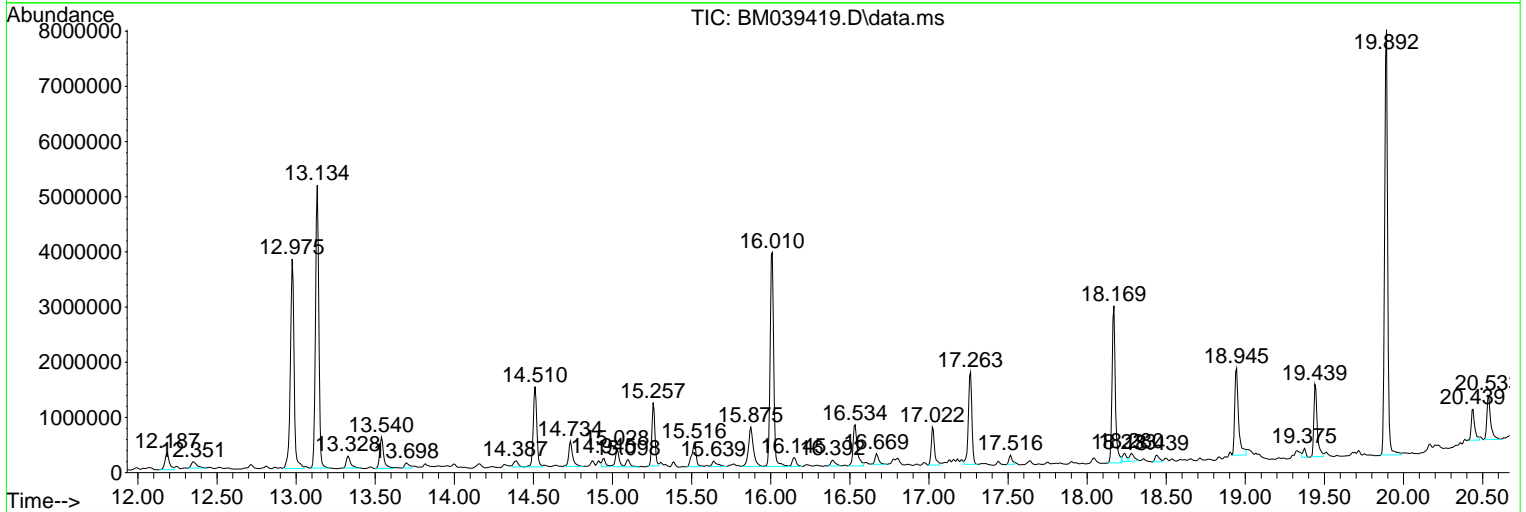
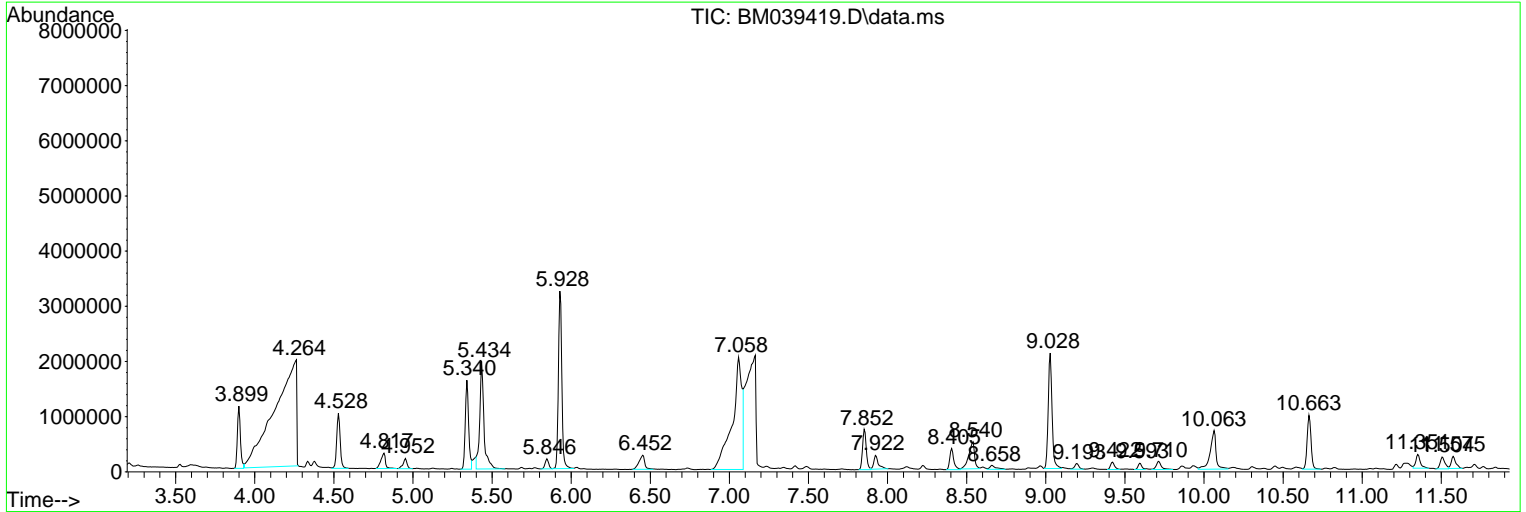
Sum of corrected areas: 124512768

Data Path : Z:\svoasrv\HPCHEM1\BNA_M\Data\BM041323\
 Data File : BM039419.D
 Acq On : 13 Apr 2023 20:11
 Operator : CG/JU
 Sample : 02288-02
 Misc :
 ALS Vial : 10 Sample Multiplier: 1

Instrument :
 BNA_M
 ClientSampleId :
 GROUND-WATER

Quant Method : Z:\svoasrv\HPCHEM1\BNA_M\Methods\8270-BM032923.M
 Quant Title : ASP BNA STANDARDS FOR 5 POINT CALIBRATION

TIC Library : C:\Database\NIST20.L
 TIC Integration Parameters: LSCINT.P



Data Path : Z:\svoasrv\HPCHEM1\BNA_M\Data\BM041323\
 Data File : BM039419.D
 Acq On : 13 Apr 2023 20:11
 Operator : CG/JU
 Sample : 02288-02
 Misc :
 ALS Vial : 10 Sample Multiplier: 1

Instrument :
 BNA_M
 ClientSampleId :
 GROUND-WATER

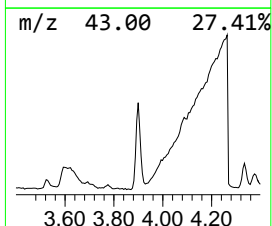
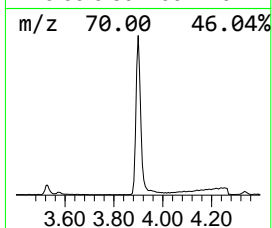
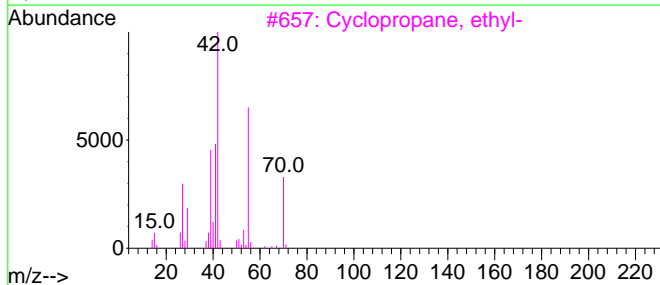
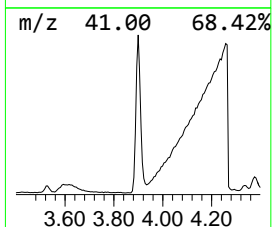
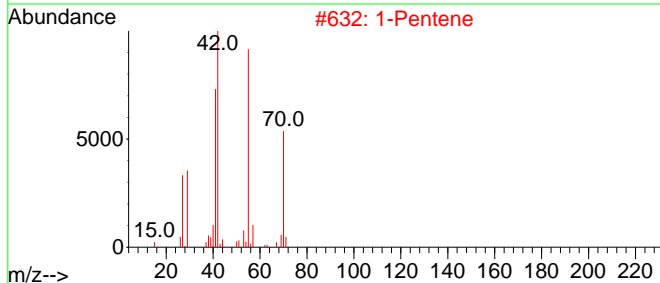
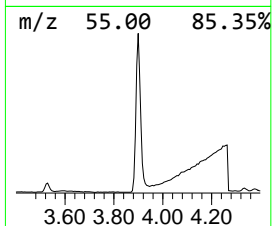
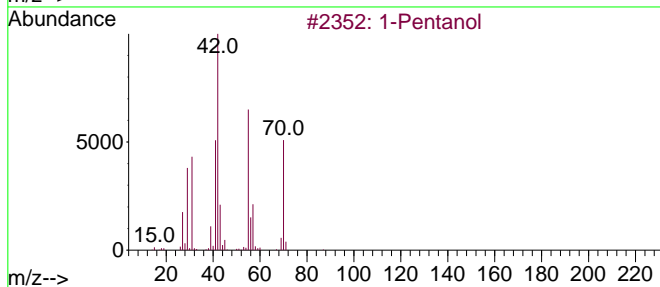
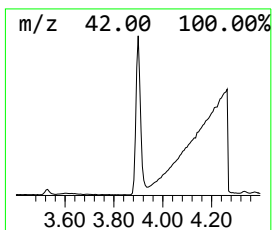
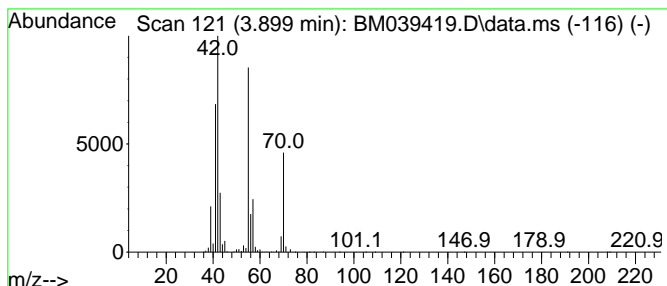
Quant Method : Z:\svoasrv\HPCHEM1\BNA_M\Methods\8270-BM032923.M
 Quant Title : ASP BNA STANDARDS FOR 5 POINT CALIBRATION

TIC Library : C:\Database\NIST20.L
 TIC Integration Parameters: LSCINT.P

 Peak Number 1 1-Pentanol Concentration Rank 7

R.T.	EstConc	Area	Relative to ISTD	R.T.
3.899	25.17 ng	1508590	1,4-Dichlorobenzene-d4	7.852

Hit#	of 5	Tentative ID	MW	MolForm	CAS#	Qual
1		1-Pentanol	88	C5H12O	000071-41-0	90
2		1-Pentene	70	C5H10	000109-67-1	72
3		Cyclopropane, ethyl-	70	C5H10	001191-96-4	50
4		2-Butene, 2-methyl-	70	C5H10	000513-35-9	43
5		Formic acid, pentyl ester	116	C6H12O2	000638-49-3	40



Data Path : Z:\svoasrv\HPCHEM1\BNA_M\Data\BM041323\
 Data File : BM039419.D
 Acq On : 13 Apr 2023 20:11
 Operator : CG/JU
 Sample : 02288-02
 Misc :
 ALS Vial : 10 Sample Multiplier: 1

Instrument :
 BNA_M
 ClientSampleId :
 GROUND-WATER

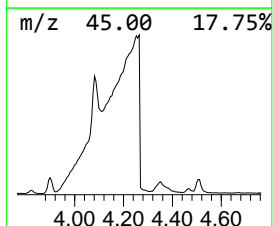
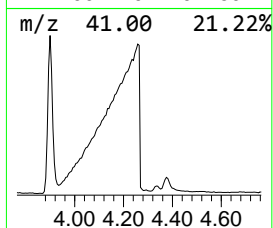
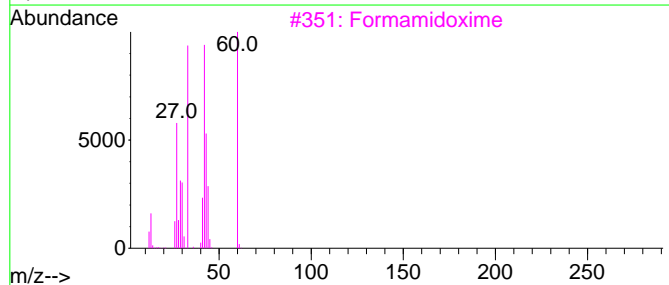
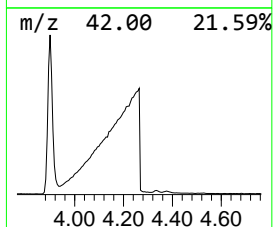
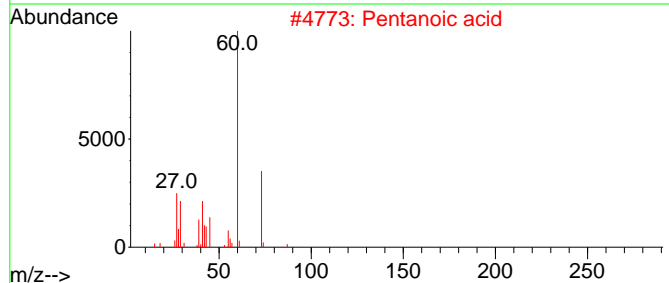
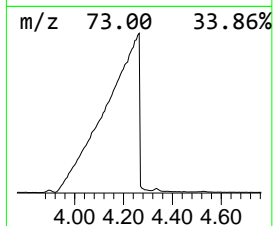
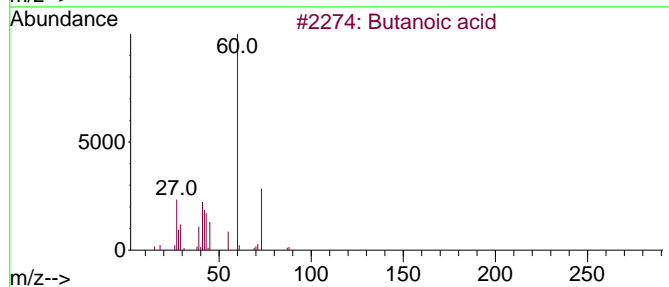
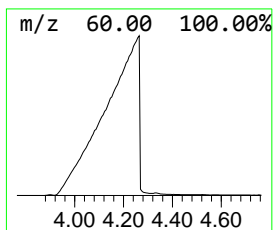
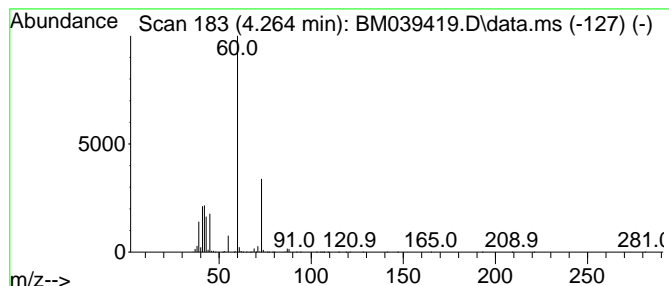
Quant Method : Z:\svoasrv\HPCHEM1\BNA_M\Methods\8270-BM032923.M
 Quant Title : ASP BNA STANDARDS FOR 5 POINT CALIBRATION

TIC Library : C:\Database\NIST20.L
 TIC Integration Parameters: LSCINT.P

 Peak Number 2 Butanoic acid Concentration Rank 1

R.T.	EstConc	Area	Relative to ISTD	R.T.
4.264	308.73 ng	18506300	1,4-Dichlorobenzene-d4	7.852

Hit#	of 5	Tentative ID	MW	MolForm	CAS#	Qual
1		Butanoic acid	88	C4H8O2	000107-92-6	91
2		Pentanoic acid	102	C5H10O2	000109-52-4	56
3		Formamidoxime	60	CH4N2O	000624-82-8	9
4		Butanoic acid, 4-chloro-	122	C4H7ClO2	000627-00-9	9
5		Butanoic acid, 3-methyl-	102	C5H10O2	000503-74-2	9



Data Path : Z:\svoasrv\HPCHEM1\BNA_M\Data\BM041323\
 Data File : BM039419.D
 Acq On : 13 Apr 2023 20:11
 Operator : CG/JU
 Sample : 02288-02
 Misc :
 ALS Vial : 10 Sample Multiplier: 1

Instrument :
 BNA_M
 ClientSampleId :
 GROUND-WATER

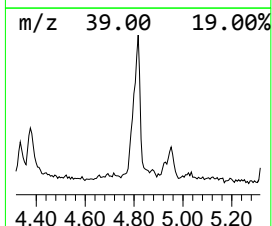
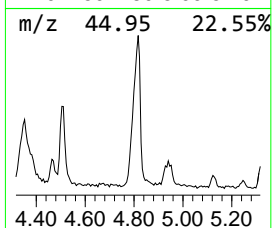
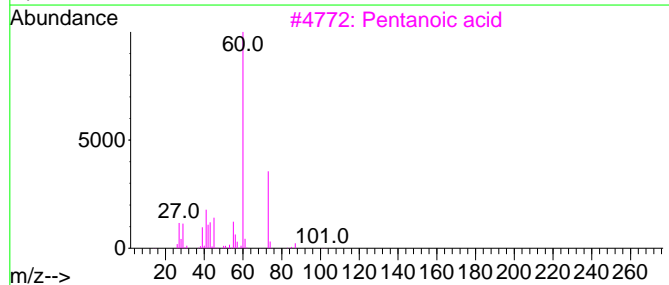
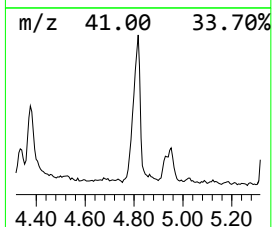
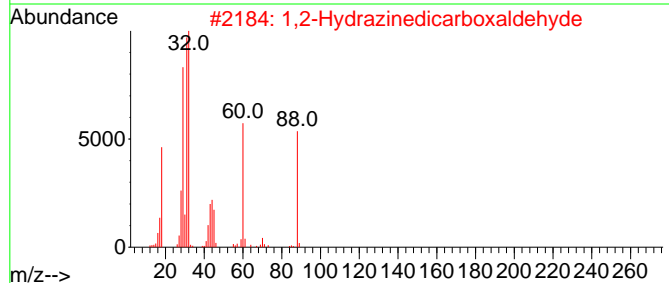
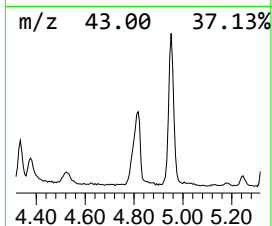
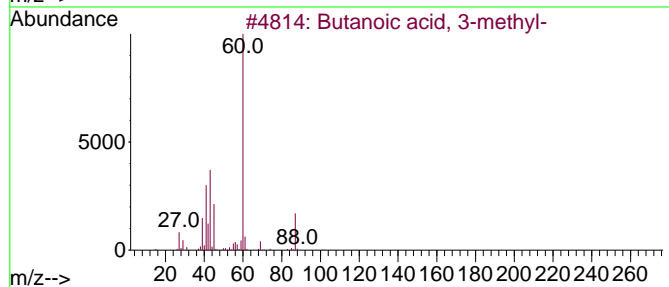
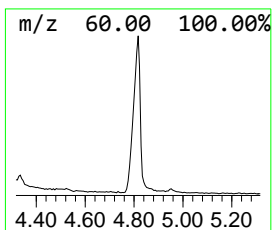
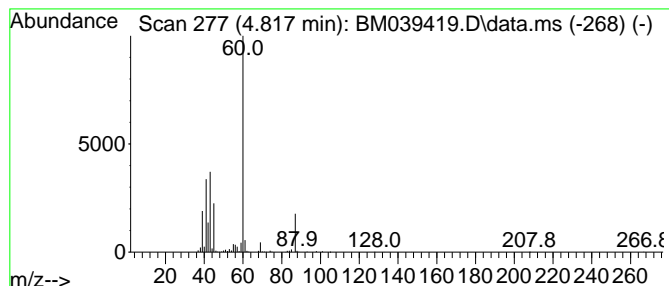
Quant Method : Z:\svoasrv\HPCHEM1\BNA_M\Methods\8270-BM032923.M
 Quant Title : ASP BNA STANDARDS FOR 5 POINT CALIBRATION

TIC Library : C:\Database\NIST20.L
 TIC Integration Parameters: LSCINT.P

 Peak Number 4 Butanoic acid, 3-methyl- Concentration Rank 17

R.T.	EstConc	Area	Relative to ISTD	R.T.
4.817	9.45 ng	566697	1,4-Dichlorobenzene-d4	7.852

Hit#	of	5	Tentative ID	MW	MolForm	CAS#	Qual
1			Butanoic acid, 3-methyl-	102	C5H10O2	000503-74-2	90
2			1,2-Hydrazinedicarboxaldehyde	88	C2H4N2O2	000628-36-4	39
3			Pentanoic acid	102	C5H10O2	000109-52-4	38
4			Hydrazine, 1,1-dimethyl-	60	C2H8N2	000057-14-7	9
5			1-Pentanamine	87	C5H13N	000110-58-7	9



Data Path : Z:\svoasrv\HPCHEM1\BNA_M\Data\BM041323\
 Data File : BM039419.D
 Acq On : 13 Apr 2023 20:11
 Operator : CG/JU
 Sample : 02288-02
 Misc :
 ALS Vial : 10 Sample Multiplier: 1

Instrument :
 BNA_M
 ClientSampleId :
 GROUND-WATER

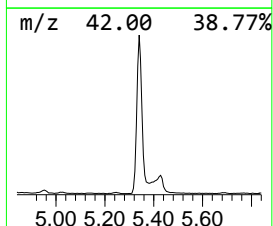
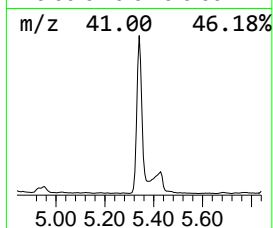
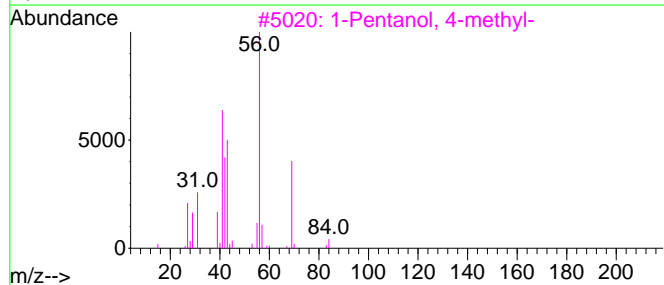
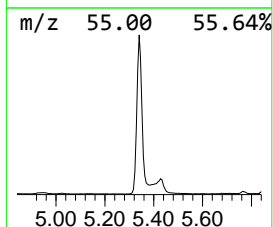
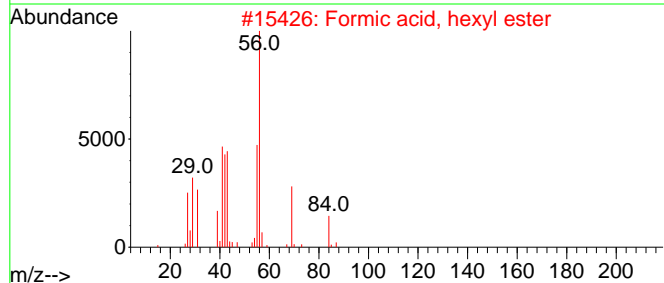
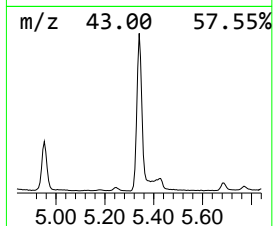
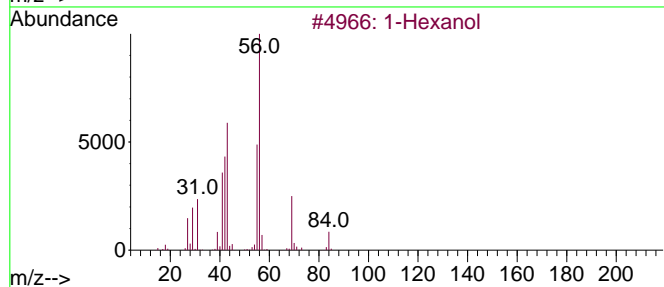
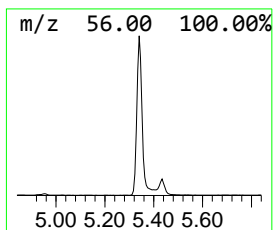
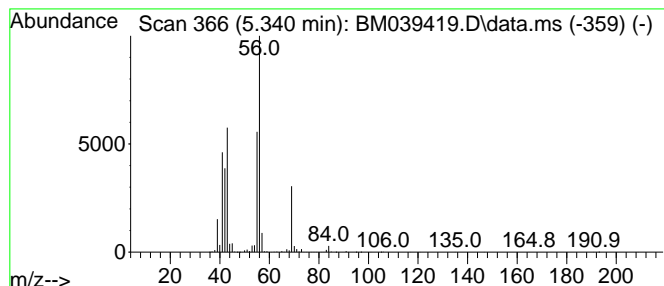
Quant Method : Z:\svoasrv\HPCHEM1\BNA_M\Methods\8270-BM032923.M
 Quant Title : ASP BNA STANDARDS FOR 5 POINT CALIBRATION

TIC Library : C:\Database\NIST20.L
 TIC Integration Parameters: LSCINT.P

 Peak Number 5 1-Hexanol Concentration Rank 4

R.T.	EstConc	Area	Relative to ISTD	R.T.
5.340	40.11 ng	2404180	1,4-Dichlorobenzene-d4	7.852

Hit#	of 5	Tentative ID	MW	MolForm	CAS#	Qual
1		1-Hexanol	102	C6H14O	000111-27-3	86
2		Formic acid, hexyl ester	130	C7H14O2	000629-33-4	78
3		1-Pentanol, 4-methyl-	102	C6H14O	000626-89-1	78
4		Hexyl chloroformate	164	C7H13ClO2	006092-54-2	64
5		Cyclopropane, propyl-	84	C6H12	002415-72-7	56



Data Path : Z:\svoasrv\HPCHEM1\BNA_M\Data\BM041323\
 Data File : BM039419.D
 Acq On : 13 Apr 2023 20:11
 Operator : CG/JU
 Sample : 02288-02
 Misc :
 ALS Vial : 10 Sample Multiplier: 1

Instrument :
 BNA_M
 ClientSampleId :
 GROUND-WATER

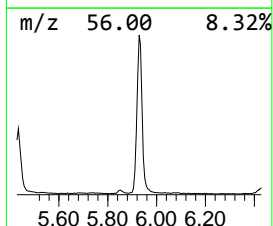
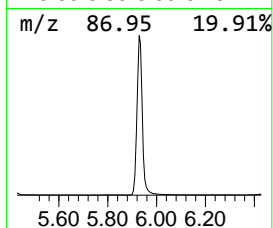
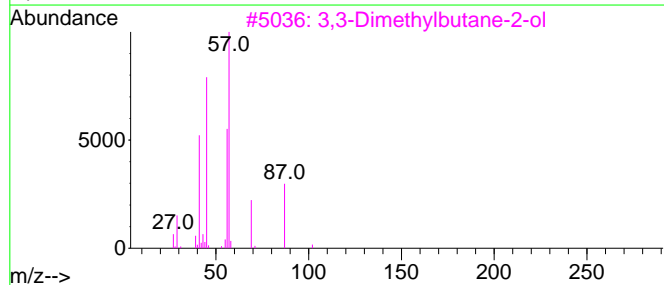
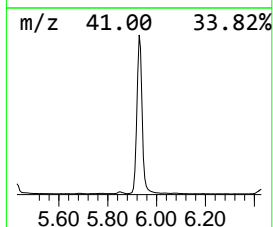
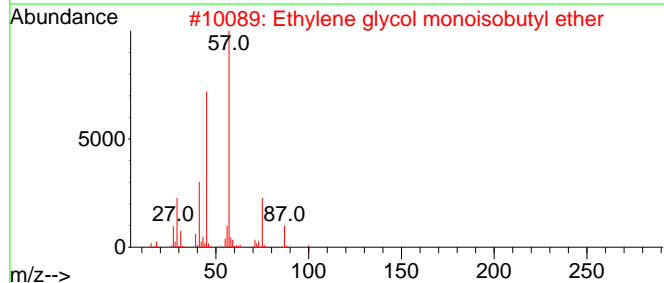
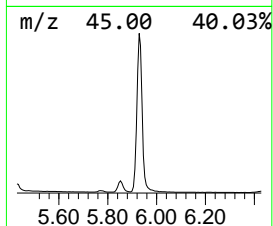
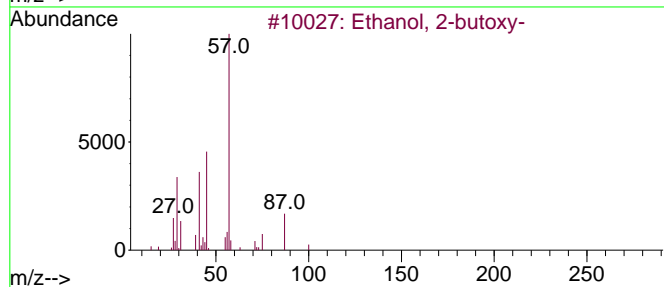
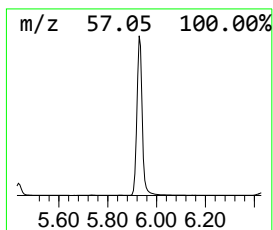
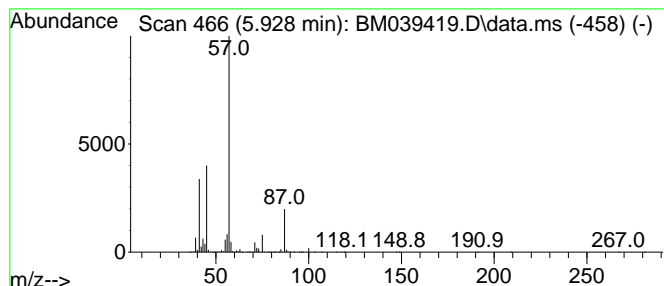
Quant Method : Z:\svoasrv\HPCHEM1\BNA_M\Methods\8270-BM032923.M
 Quant Title : ASP BNA STANDARDS FOR 5 POINT CALIBRATION

TIC Library : C:\Database\NIST20.L
 TIC Integration Parameters: LSCINT.P

 Peak Number 6 Ethanol, 2-butoxy- Concentration Rank 2

R.T.	EstConc	Area	Relative to ISTD	R.T.
5.928	80.53 ng	4826990	1,4-Dichlorobenzene-d4	7.852

Hit#	of	5	Tentative ID	MW	MolForm	CAS#	Qual
1			Ethanol, 2-butoxy-	118	C6H14O2	000111-76-2	83
2			Ethylene glycol monoisobutyl ether	118	C6H14O2	004439-24-1	53
3			3,3-Dimethylbutane-2-ol	102	C6H14O	000464-07-3	36
4			Formic acid, 3,3-dimethylbut-2-y...	130	C7H14O2	1000368-20-5	25
5			n-Butyl ether	130	C8H18O	000142-96-1	25



Data Path : Z:\svoasrv\HPCHEM1\BNA_M\Data\BM041323\
 Data File : BM039419.D
 Acq On : 13 Apr 2023 20:11
 Operator : CG/JU
 Sample : 02288-02
 Misc :
 ALS Vial : 10 Sample Multiplier: 1

Instrument :
 BNA_M
 ClientSampleId :
 GROUND-WATER

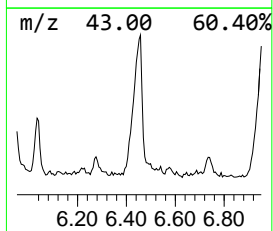
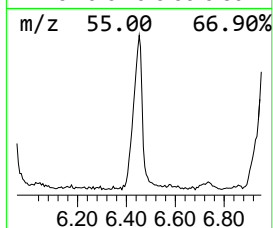
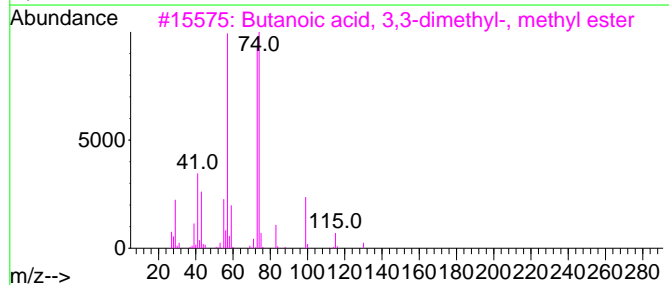
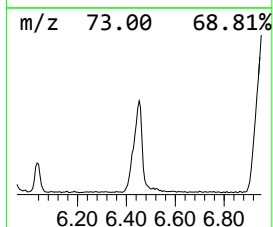
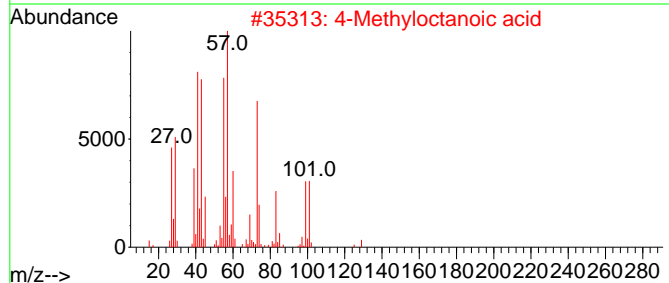
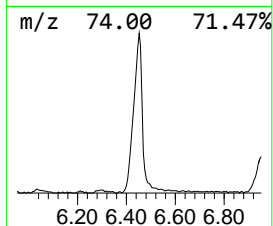
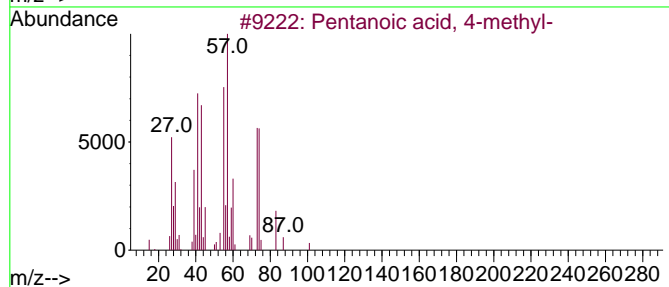
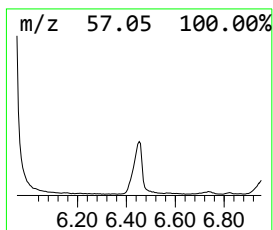
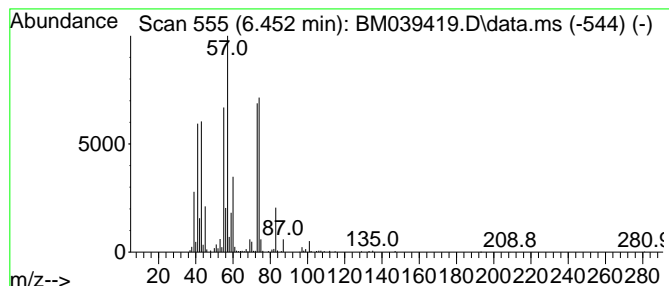
Quant Method : Z:\svoasrv\HPCHEM1\BNA_M\Methods\8270-BM032923.M
 Quant Title : ASP BNA STANDARDS FOR 5 POINT CALIBRATION

TIC Library : C:\Database\NIST20.L
 TIC Integration Parameters: LSCINT.P

 Peak Number 7 Pentanoic acid, 4-methyl- Concentration Rank 15

R.T.	EstConc	Area	Relative to ISTD	R.T.
6.452	10.93 ng	655334	1,4-Dichlorobenzene-d4	7.852

Hit#	of	5	Tentative ID	MW	MolForm	CAS#	Qual
1			Pentanoic acid, 4-methyl-	116	C6H12O2	000646-07-1	90
2			4-Methyloctanoic acid	158	C9H18O2	054947-74-9	64
3			Butanoic acid, 3,3-dimethyl-, me...	130	C7H14O2	010250-48-3	38
4			Butanoic acid, 2-methyl-	102	C5H10O2	000116-53-0	33
5			Xylopyranoside, methyl 4-azido-4...	203	C7H13N3O4	018390-81-3	32



Data Path : Z:\svoasrv\HPCHEM1\BNA_M\Data\BM041323\
 Data File : BM039419.D
 Acq On : 13 Apr 2023 20:11
 Operator : CG/JU
 Sample : 02288-02
 Misc :
 ALS Vial : 10 Sample Multiplier: 1

Instrument :
 BNA_M
 ClientSampleId :
 GROUND-WATER

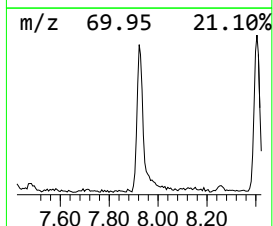
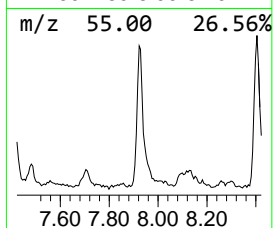
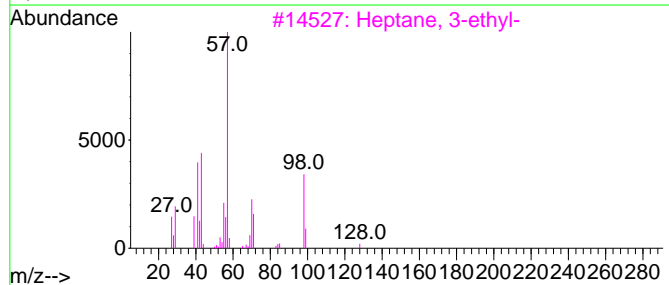
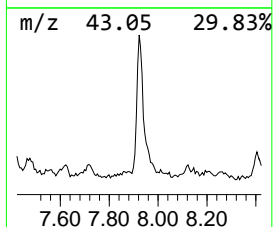
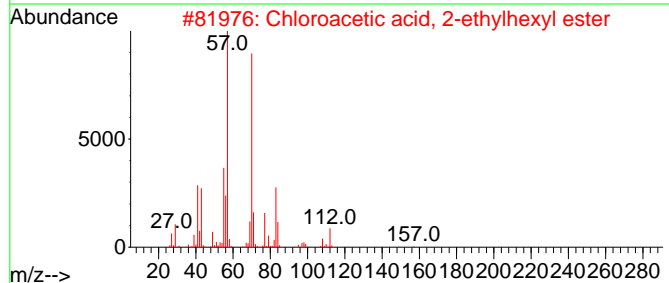
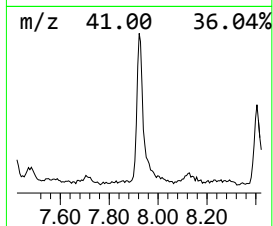
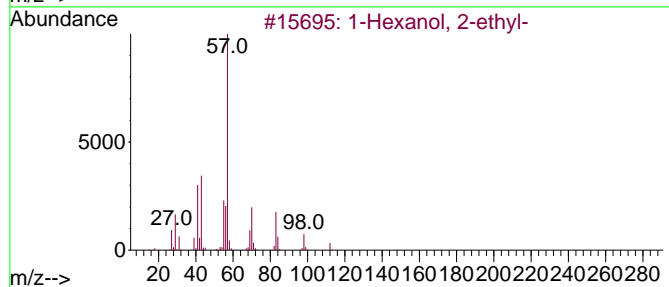
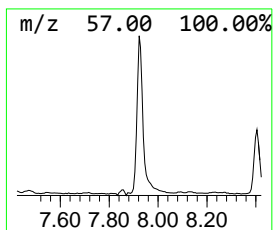
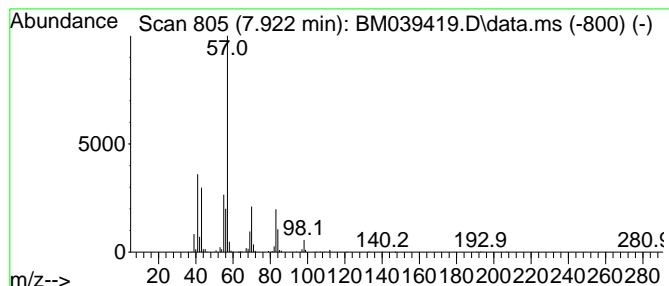
Quant Method : Z:\svoasrv\HPCHEM1\BNA_M\Methods\8270-BM032923.M
 Quant Title : ASP BNA STANDARDS FOR 5 POINT CALIBRATION

TIC Library : C:\Database\NIST20.L
 TIC Integration Parameters: LSCINT.P

 Peak Number 8 1-Hexanol, 2-ethyl- Concentration Rank 20

R.T.	EstConc	Area	Relative to ISTD	R.T.
7.922	8.25 ng	494820	1,4-Dichlorobenzene-d4	7.852

Hit#	of 5	Tentative ID	MW	MolForm	CAS#	Qual
1		1-Hexanol, 2-ethyl-	130	C8H18O	000104-76-7	83
2		Chloroacetic acid, 2-ethylhexyl ...	206	C10H19ClO2	005345-58-4	59
3		Heptane, 3-ethyl-	128	C9H20	015869-80-4	53
4		2-Propyl-1-pentanol	130	C8H18O	058175-57-8	50
5		2-Ethyl-1-hexanol, methyl ether	144	C9H20O	1000365-10-2	50



Data Path : Z:\svoasrv\HPCHEM1\BNA_M\Data\BM041323\
 Data File : BM039419.D
 Acq On : 13 Apr 2023 20:11
 Operator : CG/JU
 Sample : 02288-02
 Misc :
 ALS Vial : 10 Sample Multiplier: 1

Instrument :
 BNA_M
 ClientSampleId :
 GROUND-WATER

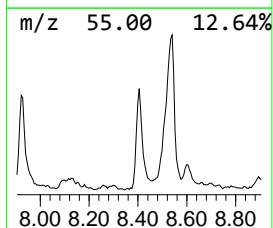
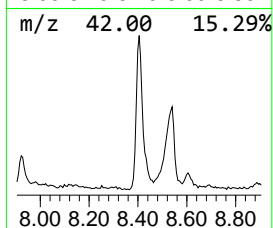
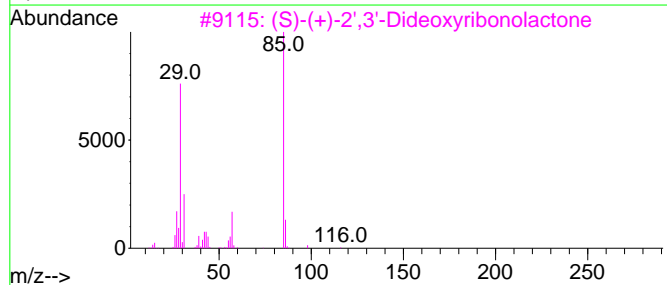
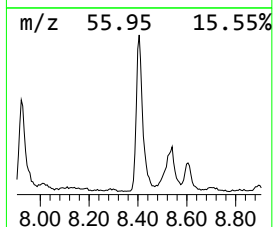
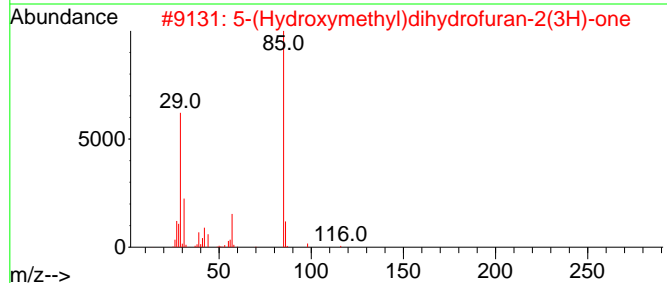
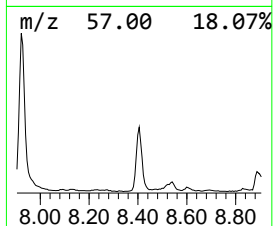
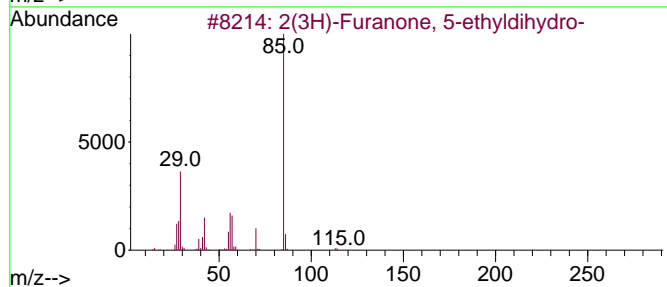
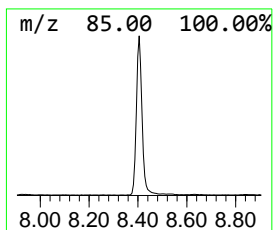
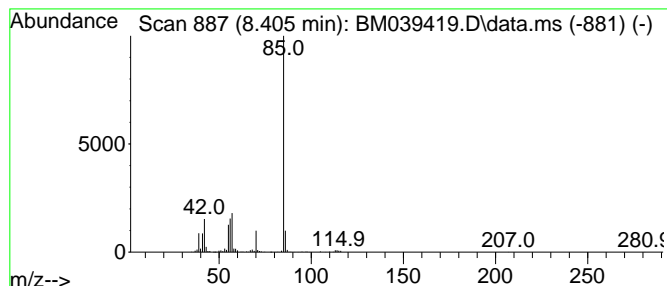
Quant Method : Z:\svoasrv\HPCHEM1\BNA_M\Methods\8270-BM032923.M
 Quant Title : ASP BNA STANDARDS FOR 5 POINT CALIBRATION

TIC Library : C:\Database\NIST20.L
 TIC Integration Parameters: LSCINT.P

 Peak Number 9 2(3H)-Furanone, 5-ethylidihy... Concentration Rank 14

R.T.	EstConc	Area	Relative to ISTD	R.T.
8.405	11.39 ng	682612	1,4-Dichlorobenzene-d4	7.852

Hit#	of 5	Tentative ID	MW	MolForm	CAS#	Qual
1		2(3H)-Furanone, 5-ethylidihydro-	114	C6H10O2	000695-06-7	91
2		5-(Hydroxymethyl)dihydrofuran-2(...	116	C5H8O3	010374-51-3	64
3		(S)-(+)-2',3'-Dideoxyribonolactone	116	C5H8O3	032780-06-6	50
4		Pentanal, 5-[(tetrahydro-2H-pyra...	186	C10H18O3	014194-86-6	45
5		2,2-Dimethylvaleroyl chloride	148	C7H13ClO	015721-22-9	43



Data Path : Z:\svoasrv\HPCHEM1\BNA_M\Data\BM041323\
 Data File : BM039419.D
 Acq On : 13 Apr 2023 20:11
 Operator : CG/JU
 Sample : 02288-02
 Misc :
 ALS Vial : 10 Sample Multiplier: 1

Instrument :
 BNA_M
 ClientSampleId :
 GROUND-WATER

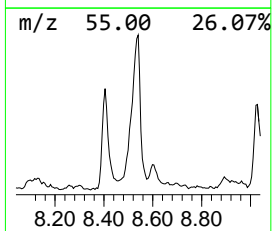
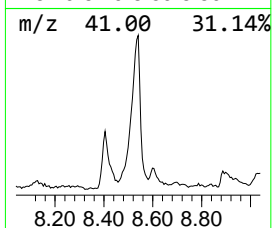
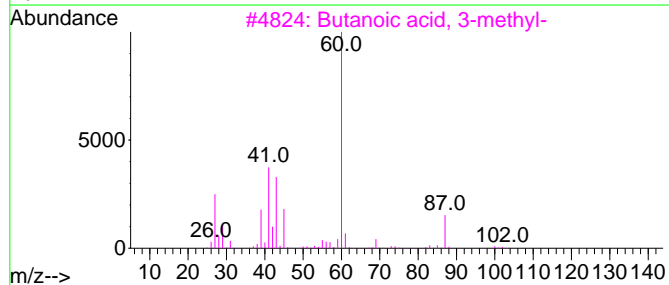
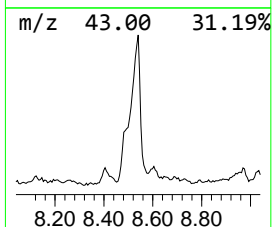
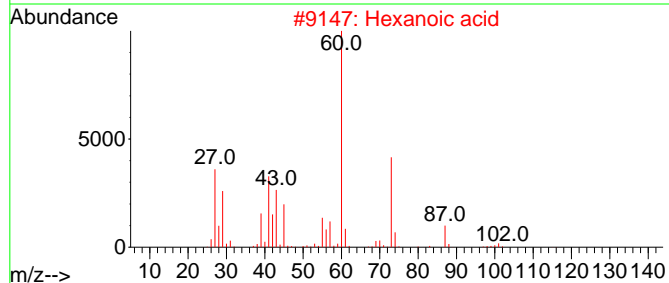
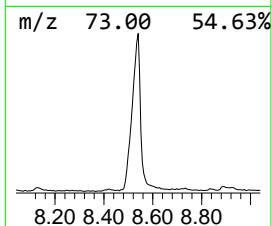
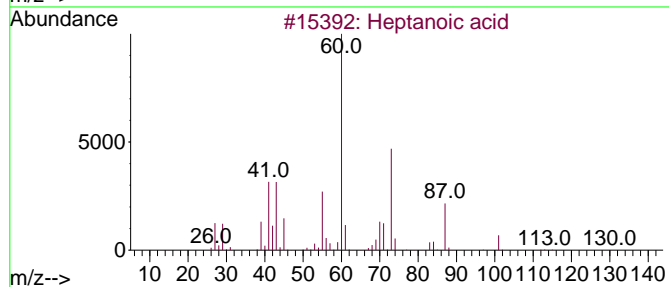
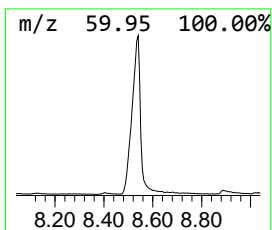
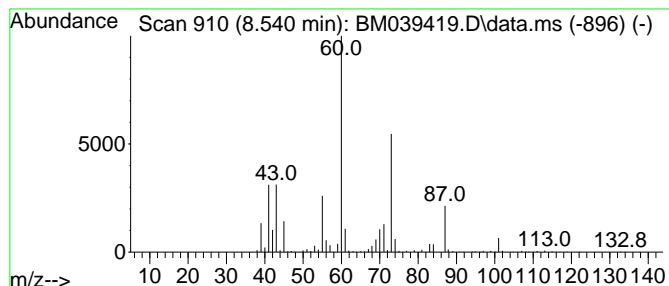
Quant Method : Z:\svoasrv\HPCHEM1\BNA_M\Methods\8270-BM032923.M
 Quant Title : ASP BNA STANDARDS FOR 5 POINT CALIBRATION

TIC Library : C:\Database\NIST20.L
 TIC Integration Parameters: LSCINT.P

 Peak Number 10 Heptanoic acid Concentration Rank 8

R.T.	EstConc	Area	Relative to ISTD	R.T.
8.540	20.74 ng	1243070	1,4-Dichlorobenzene-d4	7.852

Hit#	of 5	Tentative ID	MW	MolForm	CAS#	Qual
1		Heptanoic acid	130	C7H14O2	000111-14-8	91
2		Hexanoic acid	116	C6H12O2	000142-62-1	64
3		Butanoic acid, 3-methyl-	102	C5H10O2	000503-74-2	64
4		Pentanoic acid	102	C5H10O2	000109-52-4	64
5		Pentanoic acid, 3-methyl-	116	C6H12O2	000105-43-1	45



Data Path : Z:\svoasrv\HPCHEM1\BNA_M\Data\BM041323\
 Data File : BM039419.D
 Acq On : 13 Apr 2023 20:11
 Operator : CG/JU
 Sample : 02288-02
 Misc :
 ALS Vial : 10 Sample Multiplier: 1

Instrument :
 BNA_M
 ClientSampleId :
 GROUND-WATER

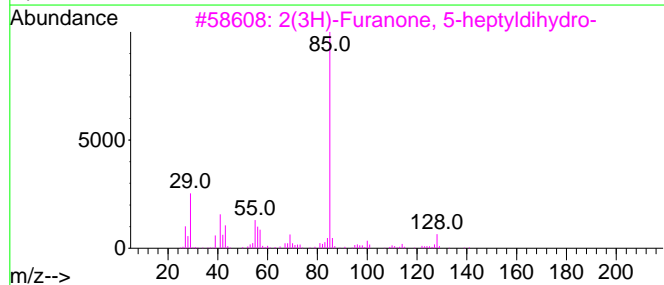
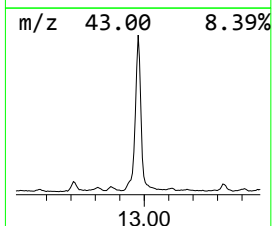
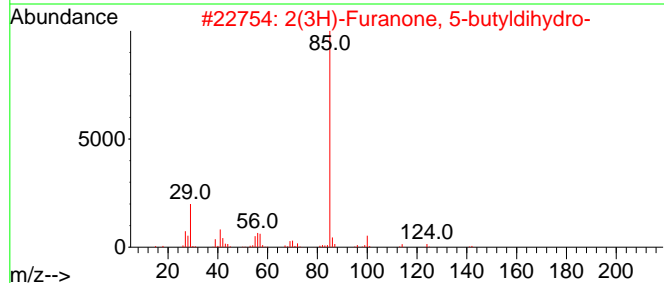
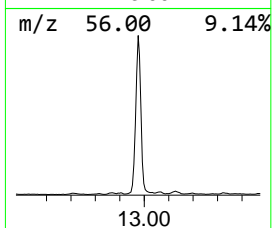
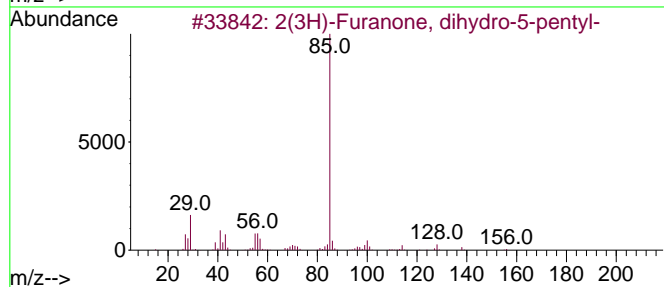
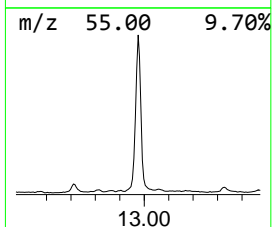
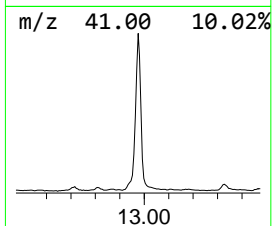
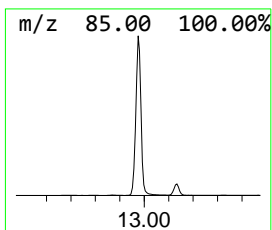
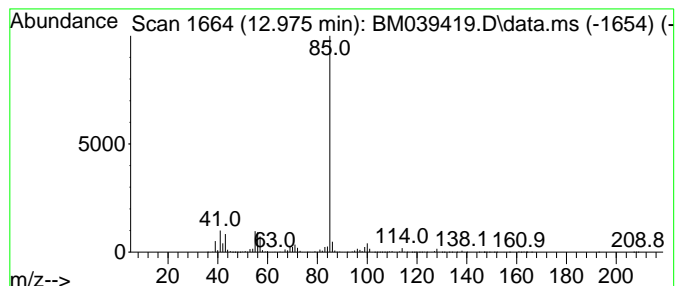
Quant Method : Z:\svoasrv\HPCHEM1\BNA_M\Methods\8270-BM032923.M
 Quant Title : ASP BNA STANDARDS FOR 5 POINT CALIBRATION

TIC Library : C:\Database\NIST20.L
 TIC Integration Parameters: LSCINT.P

 Peak Number 11 2(3H)-Furanone, dihydro-5-p... Concentration Rank 3

R.T.	EstConc	Area	Relative to ISTD	R.T.
12.975	54.39 ng	6176360	Acenaphthene-d10	14.510

Hit#	of 5	Tentative ID	MW	MolForm	CAS#	Qual
1		2(3H)-Furanone, dihydro-5-pentyl-	156	C9H16O2	000104-61-0	83
2		2(3H)-Furanone, 5-butylidihydro-	142	C8H14O2	000104-50-7	78
3		2(3H)-Furanone, 5-heptyldihydro-	184	C11H20O2	000104-67-6	74
4		2(3H)-Furanone, dihydro-5-propyl-	128	C7H12O2	000105-21-5	72
5		2(3H)-Furanone, 5-hexylidihydro-	170	C10H18O2	000706-14-9	72



Data Path : Z:\svoasrv\HPCHEM1\BNA_M\Data\BM041323\
 Data File : BM039419.D
 Acq On : 13 Apr 2023 20:11
 Operator : CG/JU
 Sample : 02288-02
 Misc :
 ALS Vial : 10 Sample Multiplier: 1

Instrument :
 BNA_M
 ClientSampleId :
 GROUND-WATER

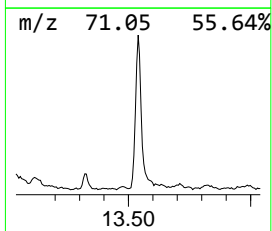
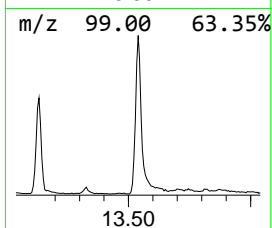
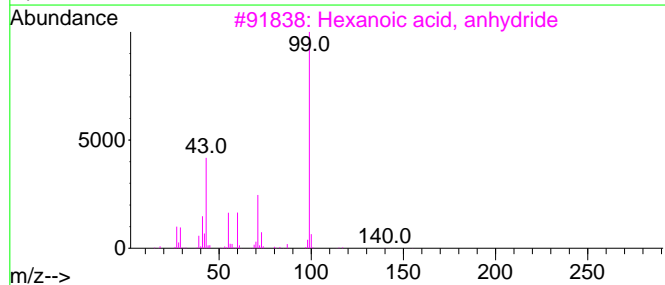
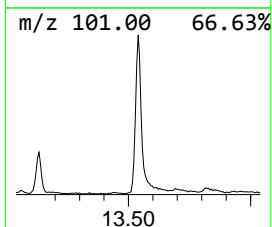
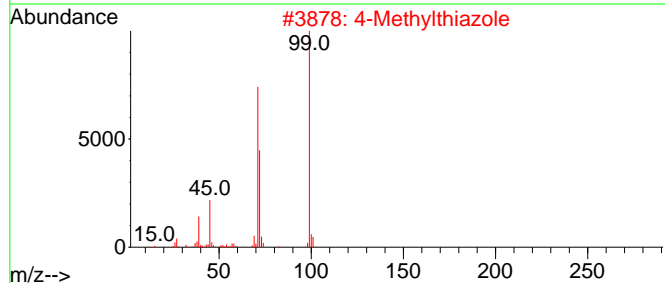
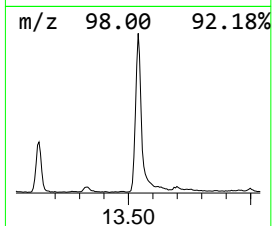
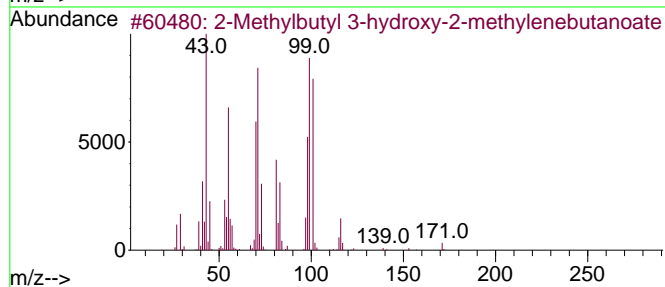
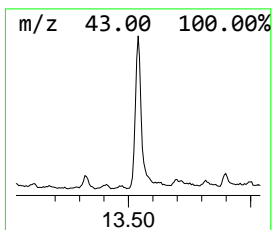
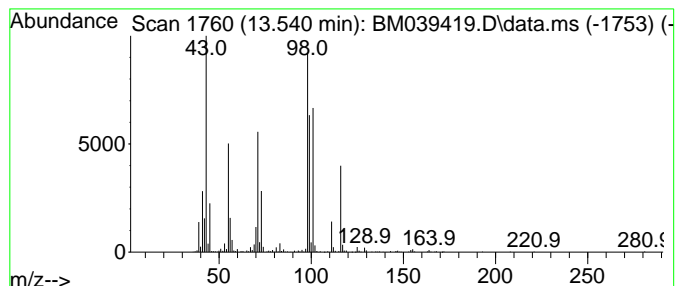
Quant Method : Z:\svoasrv\HPCHEM1\BNA_M\Methods\8270-BM032923.M
 Quant Title : ASP BNA STANDARDS FOR 5 POINT CALIBRATION

TIC Library : C:\Database\NIST20.L
 TIC Integration Parameters: LSCINT.P

 Peak Number 12 unknown13.540 Concentration Rank 19

R.T.	EstConc	Area	Relative to ISTD	R.T.
13.540	8.90 ng	1010390	Acenaphthene-d10	14.510

Hit#	of 5	Tentative ID	MW	MolForm	CAS#	Qual
1		2-Methylbutyl 3-hydroxy-2-methyl...	186	C10H18O3	080758-69-6	47
2		4-Methylthiazole	99	C4H5NS	000693-95-8	25
3		Hexanoic acid, anhydride	214	C12H22O3	002051-49-2	25
4		Propanoic acid, 2-methyl-, ethyl...	116	C6H12O2	000097-62-1	22
5		2-Heptanone, 1-ethoxy-	158	C9H18O2	051149-70-3	14



Data Path : Z:\svoasrv\HPCHEM1\BNA_M\Data\BM041323\
 Data File : BM039419.D
 Acq On : 13 Apr 2023 20:11
 Operator : CG/JU
 Sample : 02288-02
 Misc :
 ALS Vial : 10 Sample Multiplier: 1

Instrument :
 BNA_M
 ClientSampleId :
 GROUND-WATER

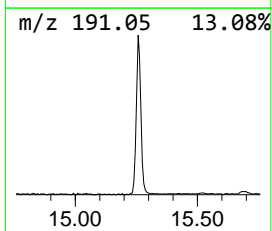
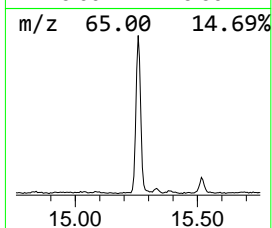
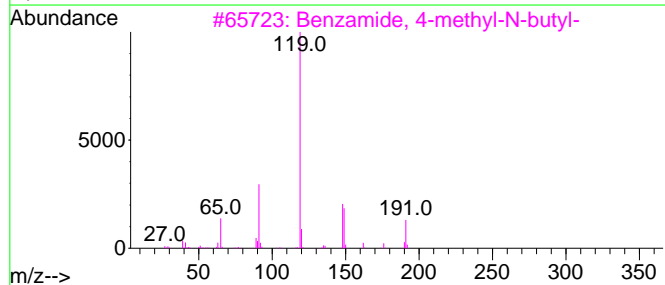
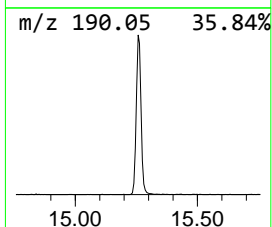
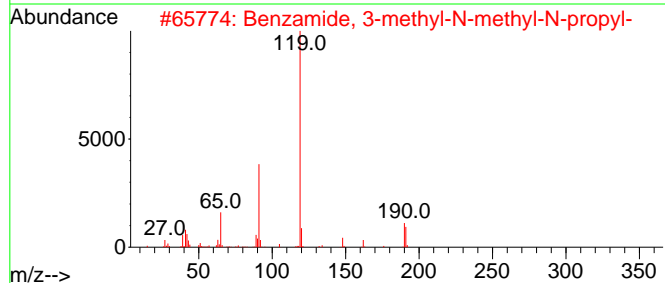
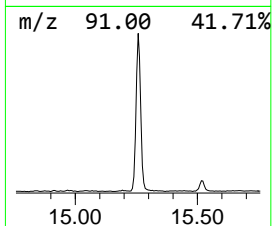
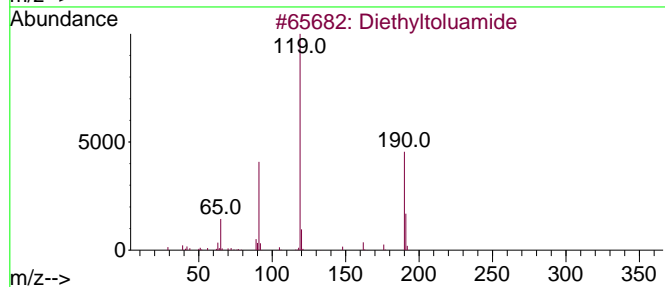
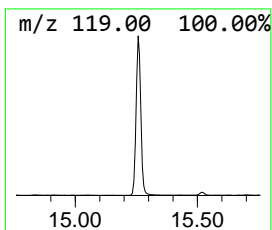
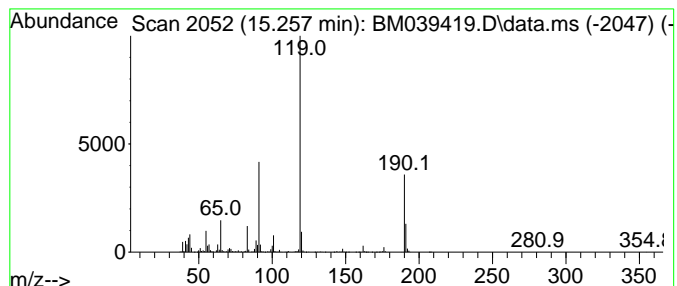
Quant Method : Z:\svoasrv\HPCHEM1\BNA_M\Methods\8270-BM032923.M
 Quant Title : ASP BNA STANDARDS FOR 5 POINT CALIBRATION

TIC Library : C:\Database\NIST20.L
 TIC Integration Parameters: LSCINT.P

 Peak Number 13 Diethyltoluamide Concentration Rank 11

R.T.	EstConc	Area	Relative to ISTD	R.T.
15.257	13.72 ng	1557600	Acenaphthene-d10	14.510

Hit#	of 5	Tentative ID	MW	MolForm	CAS#	Qual
1		Diethyltoluamide	191	C12H17NO	000134-62-3	97
2		Benzamide, 3-methyl-N-methyl-N-p...	191	C12H17NO	1000421-46-2	83
3		Benzamide, 4-methyl-N-butyl-	191	C12H17NO	1000407-46-6	81
4		Benzamide, N,N-diethyl-4-methyl-	191	C12H17NO	002728-05-4	81
5		Benzamide, 3-methyl-N-butyl-	191	C12H17NO	1000407-41-1	81



Data Path : Z:\svoasrv\HPCHEM1\BNA_M\Data\BM041323\
 Data File : BM039419.D
 Acq On : 13 Apr 2023 20:11
 Operator : CG/JU
 Sample : 02288-02
 Misc :
 ALS Vial : 10 Sample Multiplier: 1

Instrument :
 BNA_M
 ClientSampleId :
 GROUND-WATER

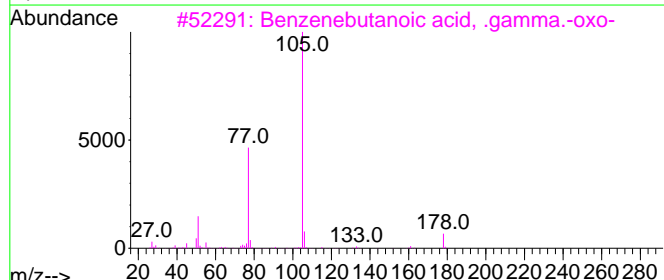
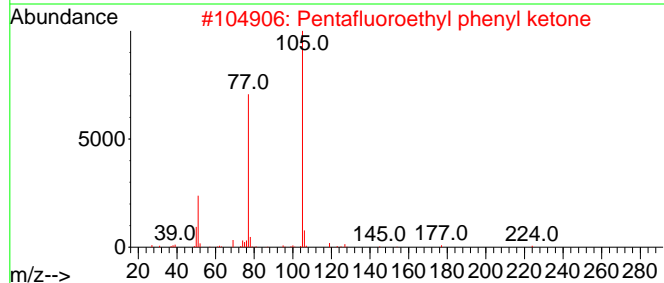
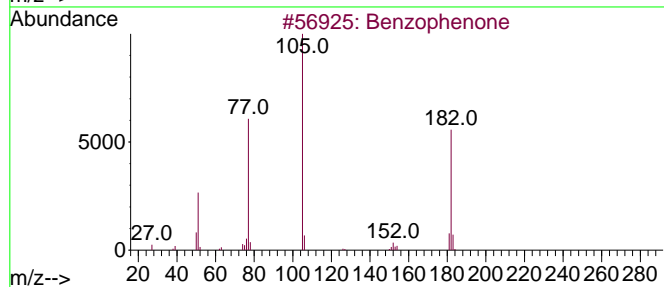
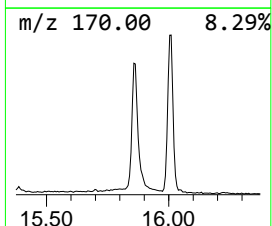
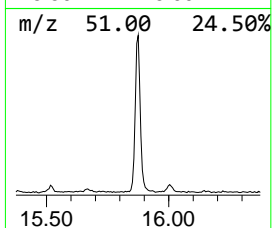
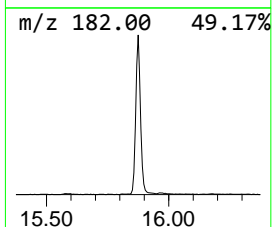
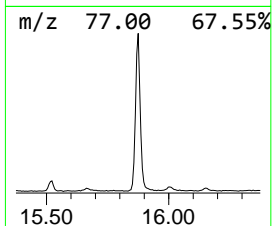
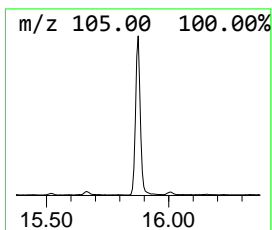
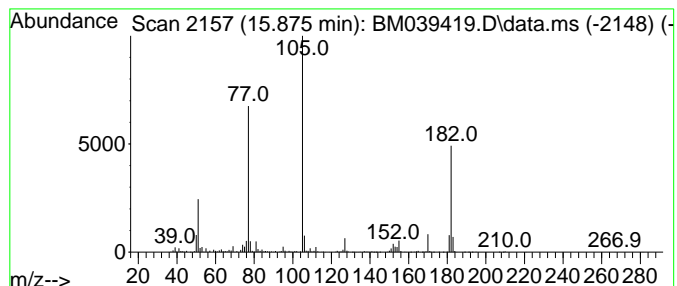
Quant Method : Z:\svoasrv\HPCHEM1\BNA_M\Methods\8270-BM032923.M
 Quant Title : ASP BNA STANDARDS FOR 5 POINT CALIBRATION

TIC Library : C:\Database\NIST20.L
 TIC Integration Parameters: LSCINT.P

 Peak Number 14 Benzophenone Concentration Rank 13

R.T.	EstConc	Area	Relative to ISTD	R.T.
15.875	13.42 ng	1524230	Acenaphthene-d10	14.510

Hit#	of 5	Tentative ID	MW	MolForm	CAS#	Qual
1		Benzophenone	182	C13H10O	000119-61-9	96
2		Pentafluoroethyl phenyl ketone	224	C9H5F5O	000394-52-5	46
3		Benzenebutanoic acid, .gamma.-oxo-	178	C10H10O3	002051-95-8	43
4		Benzenecarbothioic acid, S-methy...	152	C8H8OS	005925-68-8	43
5		2-Pyrazoline-3-carbonitrile, 1-b...	199	C11H9N3O	067872-68-8	38



Data Path : Z:\svoasrv\HPCHEM1\BNA_M\Data\BM041323\
 Data File : BM039419.D
 Acq On : 13 Apr 2023 20:11
 Operator : CG/JU
 Sample : 02288-02
 Misc :
 ALS Vial : 10 Sample Multiplier: 1

Instrument :
 BNA_M
 ClientSampleId :
 GROUND-WATER

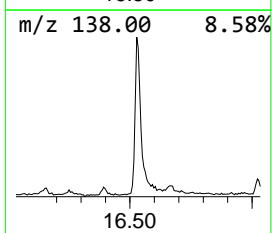
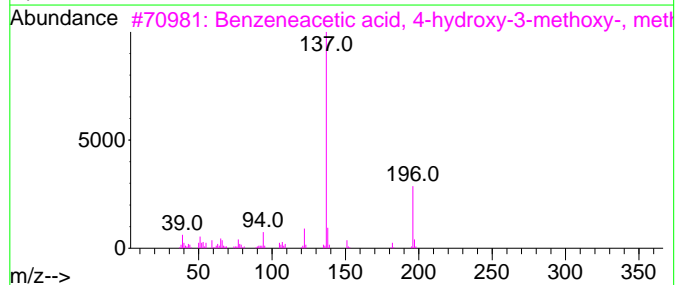
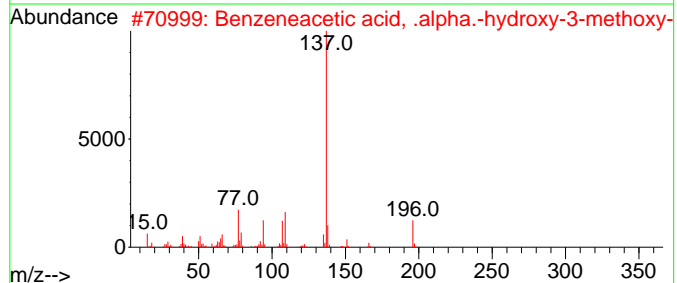
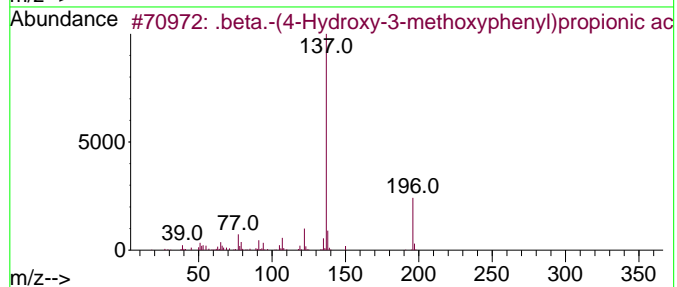
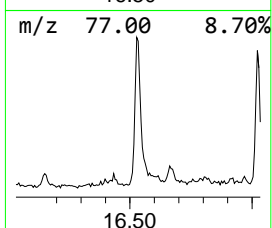
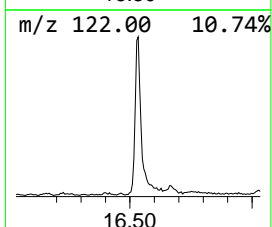
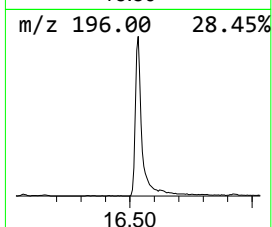
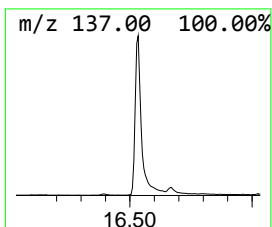
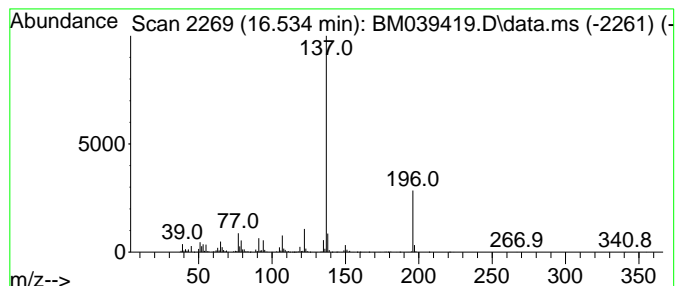
Quant Method : Z:\svoasrv\HPCHEM1\BNA_M\Methods\8270-BM032923.M
 Quant Title : ASP BNA STANDARDS FOR 5 POINT CALIBRATION

TIC Library : C:\Database\NIST20.L
 TIC Integration Parameters: LSCINT.P

 Peak Number 15 .beta.-(4-Hydroxy-3-methoxy... Concentration Rank 16

R.T.	EstConc	Area	Relative to ISTD	R.T.
16.534	10.76 ng	1381710	Phenanthrene-d10	17.263

Hit#	of	5	Tentative ID	MW	MolForm	CAS#	Qual
1	.	.beta.-(4-Hydroxy-3-methoxypheny...	196	C10H12O4	001135-23-5	97	
2	Benzeneacetic acid, .alpha.-hydr...	196	C10H12O4	054845-40-8	90		
3	Benzeneacetic acid, 4-hydroxy-3-...	196	C10H12O4	015964-80-4	86		
4	2-Propanone, 1-hydroxy-3-(4-hydr...	196	C10H12O4	004899-74-5	80		
5	4-Methoxy-.alpha.-(1-methoxyethy...	196	C11H16O3	138169-69-4	64		



Data Path : Z:\svoasrv\HPCHEM1\BNA_M\Data\BM041323\
 Data File : BM039419.D
 Acq On : 13 Apr 2023 20:11
 Operator : CG/JU
 Sample : 02288-02
 Misc :
 ALS Vial : 10 Sample Multiplier: 1

Instrument :
 BNA_M
 ClientSampleId :
 GROUND-WATER

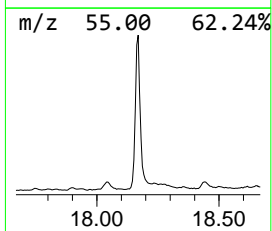
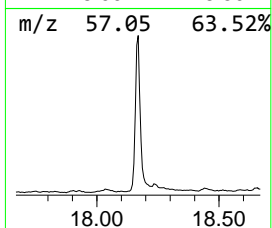
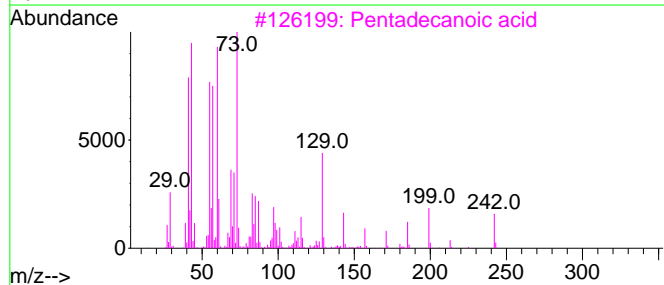
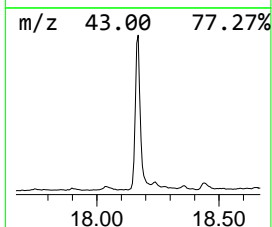
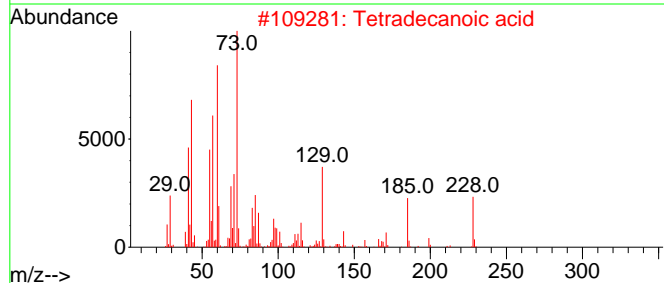
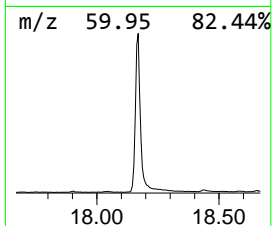
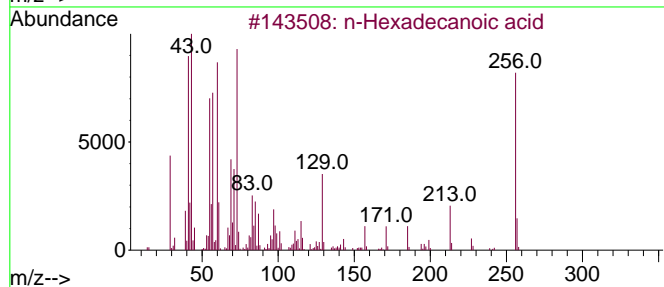
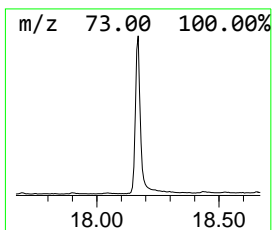
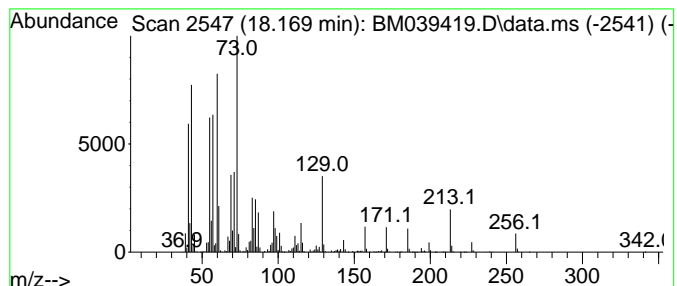
Quant Method : Z:\svoasrv\HPCHEM1\BNA_M\Methods\8270-BM032923.M
 Quant Title : ASP BNA STANDARDS FOR 5 POINT CALIBRATION

TIC Library : C:\Database\NIST20.L
 TIC Integration Parameters: LSCINT.P

 Peak Number 16 n-Hexadecanoic acid Concentration Rank 5

R.T.	EstConc	Area	Relative to ISTD	R.T.
18.169	31.90 ng	4095920	Phenanthrene-d10	17.263

Hit#	of 5	Tentative ID	MW	MolForm	CAS#	Qual
1		n-Hexadecanoic acid	256	C16H32O2	000057-10-3	99
2		Tetradecanoic acid	228	C14H28O2	000544-63-8	94
3		Pentadecanoic acid	242	C15H30O2	001002-84-2	87
4		Tridecanoic acid	214	C13H26O2	000638-53-9	81
5		8-Methylnonanoic acid	172	C10H20O2	005963-14-4	46



Data Path : Z:\svoasrv\HPCHEM1\BNA_M\Data\BM041323\
 Data File : BM039419.D
 Acq On : 13 Apr 2023 20:11
 Operator : CG/JU
 Sample : 02288-02
 Misc :
 ALS Vial : 10 Sample Multiplier: 1

Instrument :
 BNA_M
 ClientSampleId :
 GROUND-WATER

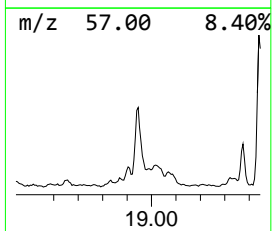
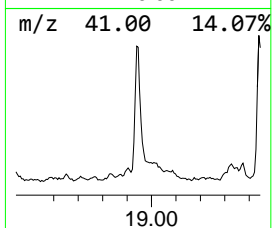
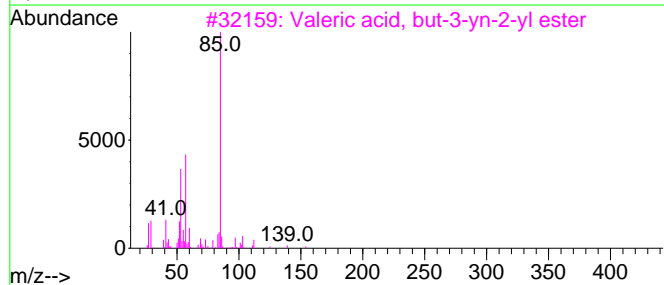
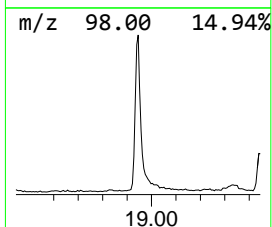
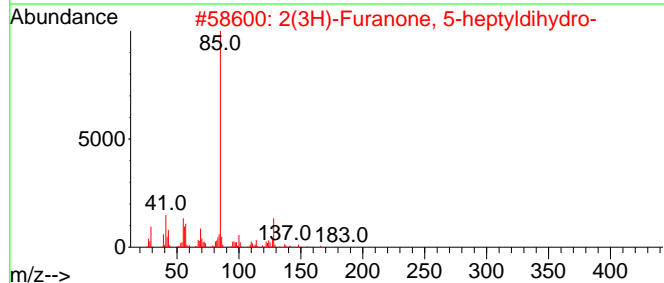
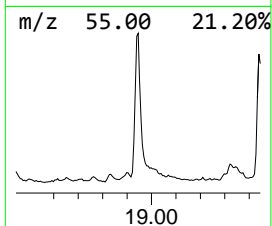
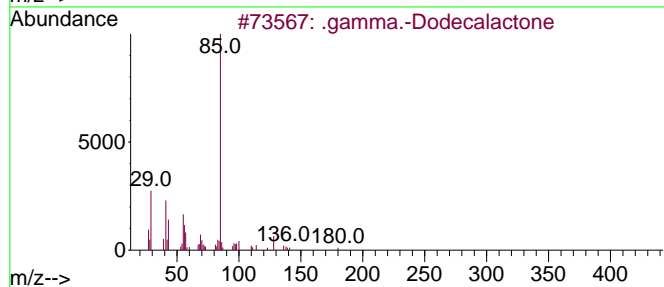
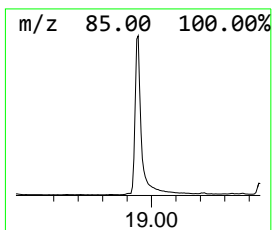
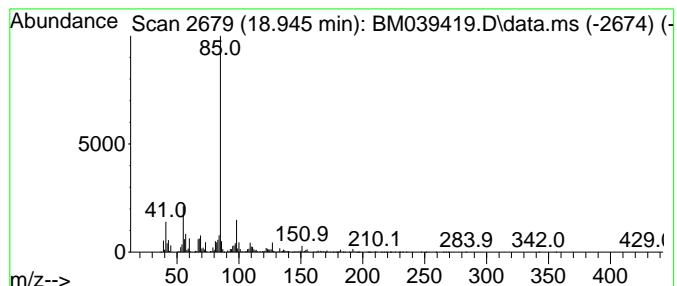
Quant Method : Z:\svoasrv\HPCHEM1\BNA_M\Methods\8270-BM032923.M
 Quant Title : ASP BNA STANDARDS FOR 5 POINT CALIBRATION

TIC Library : C:\Database\NIST20.L
 TIC Integration Parameters: LSCINT.P

 Peak Number 17 .gamma.-Dodecalactone Concentration Rank 9

R.T.	EstConc	Area	Relative to ISTD	R.T.
18.945	20.62 ng	2647700	Phenanthrene-d10	17.263

Hit#	of 5	Tentative ID	MW	MolForm	CAS#	Qual
1		.gamma.-Dodecalactone	198	C12H22O2	002305-05-7	64
2		2(3H)-Furanone, 5-heptyldihydro-	184	C11H20O2	000104-67-6	59
3		Valeric acid, but-3-yn-2-yl ester	154	C9H14O2	1000292-48-4	59
4		2(3H)-Furanone, 5-hexyldihydro-	170	C10H18O2	000706-14-9	59
5		2H-Pyran, 2,2'-[1,6-hexanediy]bi...	286	C16H30O4	015057-15-5	53



Data Path : Z:\svoasrv\HPCHEM1\BNA_M\Data\BM041323\
 Data File : BM039419.D
 Acq On : 13 Apr 2023 20:11
 Operator : CG/JU
 Sample : 02288-02
 Misc :
 ALS Vial : 10 Sample Multiplier: 1

Instrument :
 BNA_M
 ClientSampleId :
 GROUND-WATER

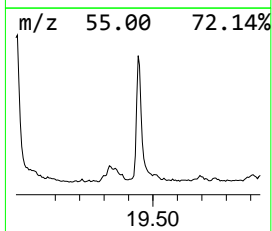
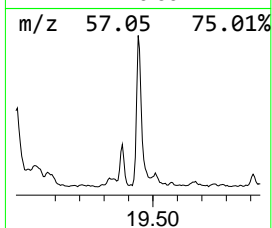
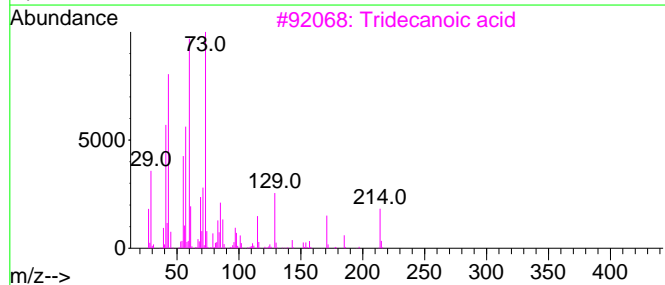
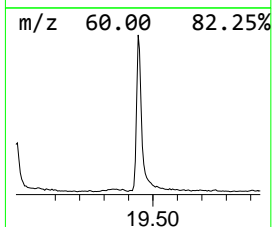
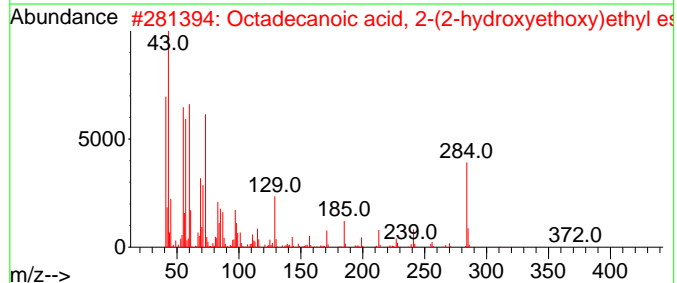
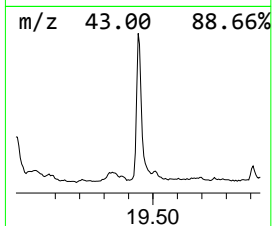
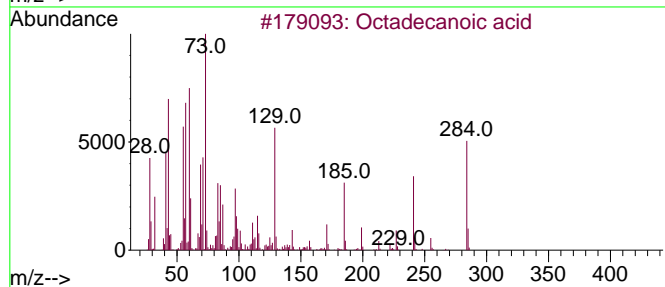
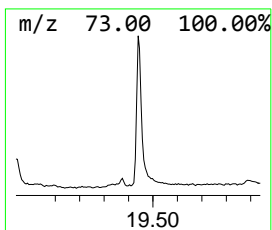
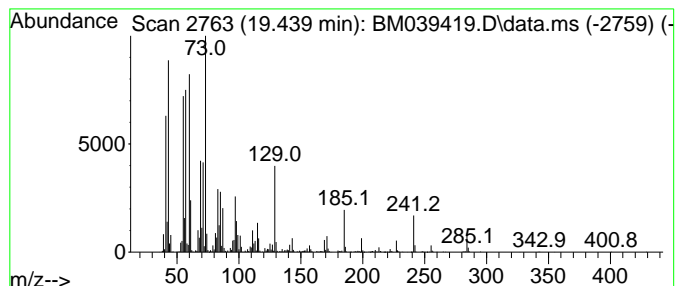
Quant Method : Z:\svoasrv\HPCHEM1\BNA_M\Methods\8270-BM032923.M
 Quant Title : ASP BNA STANDARDS FOR 5 POINT CALIBRATION

TIC Library : C:\Database\NIST20.L
 TIC Integration Parameters: LSCINT.P

 Peak Number 18 Octadecanoic acid Concentration Rank 12

R.T.	EstConc	Area	Relative to ISTD	R.T.
19.439	13.51 ng	1929850	Chrysene-d12	21.451

Hit#	of	5	Tentative ID	MW	MolForm	CAS#	Qual
1			Octadecanoic acid	284	C18H36O2	000057-11-4	99
2			Octadecanoic acid, 2-(2-hydroxye...	372	C22H44O4	000106-11-6	87
3			Tridecanoic acid	214	C13H26O2	000638-53-9	76
4			n-Decanoic acid	172	C10H20O2	000334-48-5	68
5			8-Methylnonanoic acid	172	C10H20O2	005963-14-4	60



Data Path : Z:\svoasrv\HPCHEM1\BNA_M\Data\BM041323\
 Data File : BM039419.D
 Acq On : 13 Apr 2023 20:11
 Operator : CG/JU
 Sample : 02288-02
 Misc :
 ALS Vial : 10 Sample Multiplier: 1

Instrument :
 BNA_M
 ClientSampleId :
 GROUND-WATER

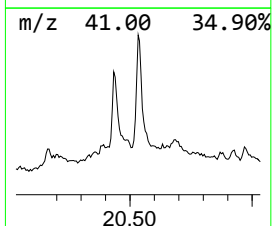
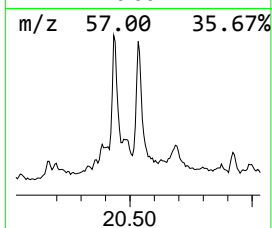
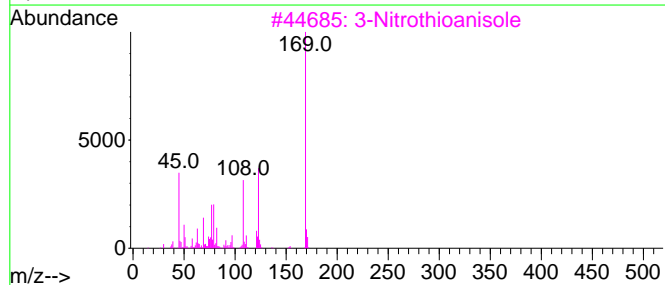
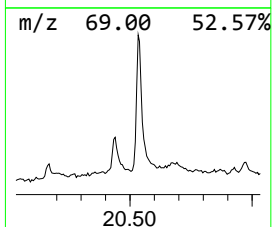
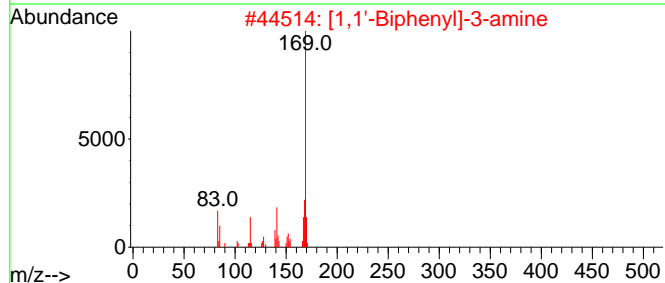
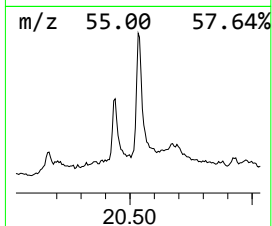
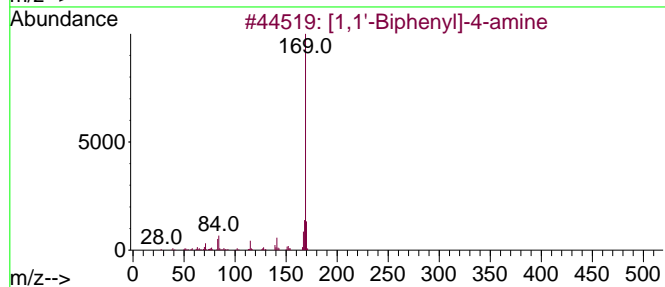
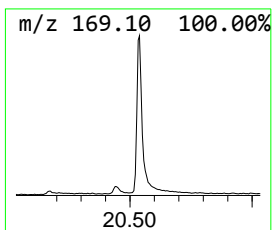
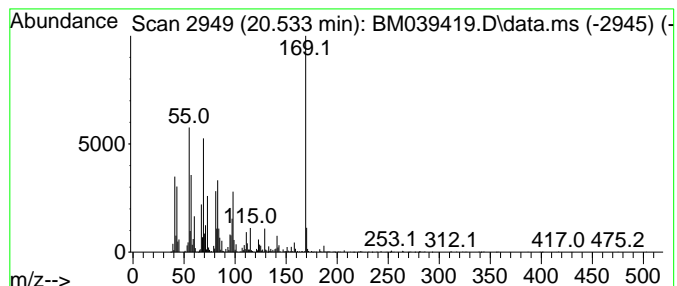
Quant Method : Z:\svoasrv\HPCHEM1\BNA_M\Methods\8270-BM032923.M
 Quant Title : ASP BNA STANDARDS FOR 5 POINT CALIBRATION

TIC Library : C:\Database\NIST20.L
 TIC Integration Parameters: LSCINT.P

 Peak Number 19 unknown20.533 Concentration Rank 18

R.T.	EstConc	Area	Relative to ISTD	R.T.
20.533	9.40 ng	1343310	Chrysene-d12	21.451

Hit#	of 5	Tentative ID	MW	MolForm	CAS#	Qual
1		[1,1'-Biphenyl]-4-amine	169	C12H11N	000092-67-1	43
2		[1,1'-Biphenyl]-3-amine	169	C12H11N	002243-47-2	43
3		3-Nitrothioanisole	169	C7H7NO2S	002524-76-7	38
4		4-Allyl-2-t-butyl-[1,3]dioxolane...	286	C15H26O3S	098041-27-1	38
5		Pyridine, 4-benzyl-	169	C12H11N	002116-65-6	38



Data Path : Z:\svoasrv\HPCHEM1\BNA_M\Data\BM041323\
 Data File : BM039419.D
 Acq On : 13 Apr 2023 20:11
 Operator : CG/JU
 Sample : 02288-02
 Misc :
 ALS Vial : 10 Sample Multiplier: 1

Instrument :
 BNA_M
 ClientSampleId :
 GROUND-WATER

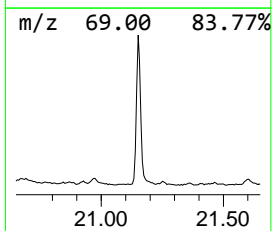
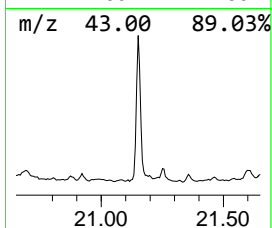
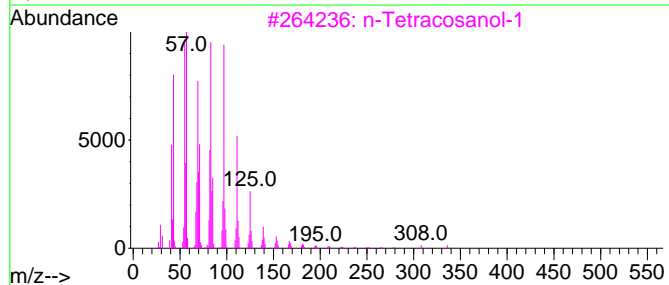
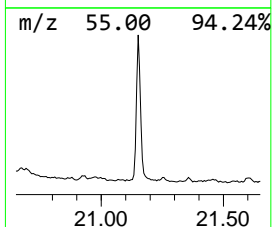
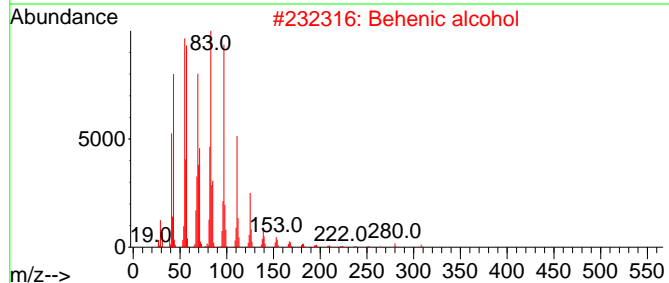
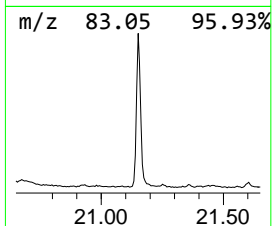
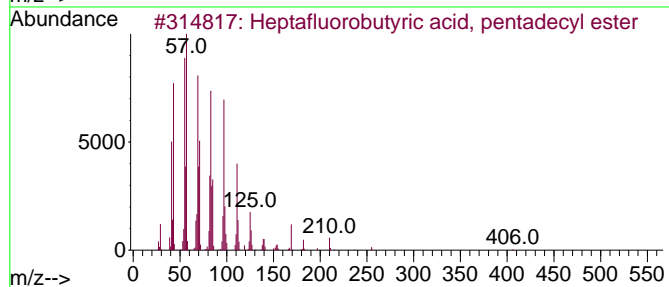
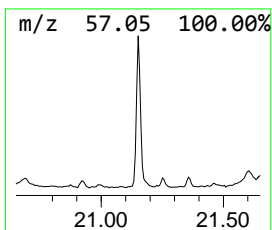
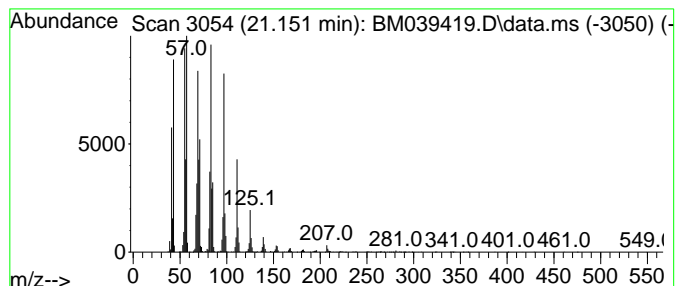
Quant Method : Z:\svoasrv\HPCHEM1\BNA_M\Methods\8270-BM032923.M
 Quant Title : ASP BNA STANDARDS FOR 5 POINT CALIBRATION

TIC Library : C:\Database\NIST20.L
 TIC Integration Parameters: LSCINT.P

 Peak Number 20 Heptafluorobutyric acid, pe... Concentration Rank 10

R.T.	EstConc	Area	Relative to ISTD	R.T.
21.151	13.92 ng	1987840	Chrysene-d12	21.451

Hit#	of 5	Tentative ID	MW	MolForm	CAS#	Qual
1		Heptafluorobutyric acid, pentade...	424	C19H31F7O2	959261-23-5	94
2		Behenic alcohol	326	C22H46O	000661-19-8	94
3		n-Tetracosanol-1	354	C24H50O	000506-51-4	94
4		1-Heneicosanol	312	C21H44O	015594-90-8	93
5		1-Nonadecene	266	C19H38	018435-45-5	91



Data Path : Z:\svoasrv\HPCHEM1\BNA_M\Data\BM041323\
 Data File : BM039419.D
 Acq On : 13 Apr 2023 20:11
 Operator : CG/JU
 Sample : 02288-02
 Misc :
 ALS Vial : 10 Sample Multiplier: 1

Instrument :
 BNA_M
ClientSampleId :
 GROUND-WATER

Quant Method : Z:\svoasrv\HPCHEM1\BNA_M\Methods\8270-BM032923.M
 Quant Title : ASP BNA STANDARDS FOR 5 POINT CALIBRATION

TIC Library : C:\Database\NIST0.L
 TIC Integration Parameters: LSCINT.P

TIC Top Hit name	RT	EstConc	Units	Response	--Internal Standard--			
					#	RT	Resp	Conc
1-Pentanol	3.899	25.2	ng	1508590	1	7.852	1198860	20.0
Butanoic acid	4.264	308.7	ng	18506300	1	7.852	1198860	20.0
Butanoic acid, ...	4.817	9.4	ng	566697	1	7.852	1198860	20.0
1-Hexanol	5.340	40.1	ng	2404180	1	7.852	1198860	20.0
Ethanol, 2-butoxy-	5.928	80.5	ng	4826990	1	7.852	1198860	20.0
Pentanoic acid,...	6.452	10.9	ng	655334	1	7.852	1198860	20.0
1-Hexanol, 2-et...	7.922	8.3	ng	494820	1	7.852	1198860	20.0
2(3H)-Furanone,...	8.405	11.4	ng	682612	1	7.852	1198860	20.0
Heptanoic acid	8.540	20.7	ng	1243070	1	7.852	1198860	20.0
2(3H)-Furanone,...	12.975	54.4	ng	6176360	3	14.510	2271090	20.0
unknown13.540	13.540	8.9	ng	1010390	3	14.510	2271090	20.0
Diethyltoluamide	15.257	13.7	ng	1557600	3	14.510	2271090	20.0
Benzophenone	15.875	13.4	ng	1524230	3	14.510	2271090	20.0
.beta.-(4-Hydro...	16.534	10.8	ng	1381710	4	17.263	2568250	20.0
n-Hexadecanoic ...	18.169	31.9	ng	4095920	4	17.263	2568250	20.0
.gamma.-Dodecal...	18.945	20.6	ng	2647700	4	17.263	2568250	20.0
Octadecanoic acid	19.439	13.5	ng	1929850	5	21.451	2857020	20.0
unknown20.533	20.533	9.4	ng	1343310	5	21.451	2857020	20.0
Heptafluorobuty...	21.151	13.9	ng	1987840	5	21.451	2857020	20.0