

Data Path : Z:\HPCHEM1\BNA M\DATA\BM051917\
 Data File : BM010086.D
 Acq On : 20 May 2017 01:26
 Operator : SJ/MA
 Sample : I3202-22
 Misc :
 ALS Vial : 13 Sample Multiplier: 1

Instrument :
 BNA_M
 ClientSampled :

Quant Time: May 20 04:05:11 2017
 Quant Method : Z:\HPCHEM1\BNA M\METHODS\8270-BM051917.M
 Quant Title : ASP BNA STANDARDS FOR 5 POINT CALIBRATION
 QLast Update : Fri May 19 14:14:03 2017
 Response via : Initial Calibration

Internal Standards	R.T.	QIon	Response	Conc	Units	Dev(Min)
1) 1,4-Dichlorobenzene-d4	7.97	152	179028	20.00	ng	0.00
21) Naphthalene-d8	10.78	136	598232	20.00	ng	0.00
38) Acenaphthene-d10	14.60	164	360410	20.00	ng	-0.01
63) Phenanthrene-d10	17.34	188	843922	20.00	ng	0.00
75) Chrysene-d12	21.50	240	1239388	20.00	ng	0.00
86) Perylene-d12	23.87	264	1138599	20.00	ng	-0.01

System Monitoring Compounds

5) 2-Fluorophenol	5.55	112	1434497	144.70	ng	0.00
7) Phenol-d6	7.16	99	1598957	125.34	ng	0.00
23) Nitrobenzene-d5	9.16	82	1176301	106.08	ng	-0.01
41) 2,4,6-Tribromophenol	16.09	330	836478	152.81	ng	0.00
44) 2-Fluorobiphenyl	13.22	172	2988462	106.60	ng	-0.01
78) Terphenyl-d14	19.94	244	4970335	91.19	ng	0.00

Target Compounds

Target Compounds	R.T.	QIon	Response	Conc	Units	Qvalue
2) 1,4-Dioxane	3.43	88	160	0.04	ng	# 100
3) Pyridine	3.88	79	125	0.01	ng	# 1
4) n-Nitrosodimethylamine	3.80	42	325	0.07	ng	# 15
8) 2-Chlorophenol	7.55	128	278	0.03	ng	# 1
9) Benzaldehyde	7.12	77	255	0.03	ng	# 2
10) Phenol	7.18	94	553	0.04	ng	# 1
11) bis(2-Chloroethyl)ether	7.43	93	110	0.01	ng	# 23
13) 1,4-Dichlorobenzene	8.02	146	120	0.01	ng	# 25
14) 1,2-Dichlorobenzene	8.32	146	257	0.02	ng	# 1
15) Benzyl Alcohol	8.29	79	24555	2.54	ng	# 45
16) 2,2'-oxybis(1-Chloropropan	8.49	45	875	0.09	ng	# 66
22) Acetophenone	8.82	105	914	0.06	ng	# 42
24) Nitrobenzene	9.23	77	849	0.07	ng	# 42
25) Isophorone	9.72	82	415	0.02	ng	# 62
30) 1,2,4-Trichlorobenzene	10.63	180	174	0.01	ng	# 12
31) Naphthalene	10.83	128	38760	1.21	ng	# 96
37) 2-Methylnaphthalene	12.43	142	8272	0.36	ng	# 86
39) 1,2,4,5-Tetrachlorobenzene	12.77	216	115	0.01	ng	# 100
40) Hexachlorocyclopentadiene	12.74	237	139	0.02	ng	# 28
45) 1,1'-Biphenyl	13.44	154	4771	0.16	ng	# 73
46) 2-Chloronaphthalene	13.49	162	652	0.03	ng	# 41
47) 2-Nitroaniline	13.74	65	111	0.02	ng	# 1
48) Acenaphthylene	14.33	152	1722	0.05	ng	# 58
49) Dimethylphthalate	14.06	163	295	0.01	ng	# 77
51) Acenaphthene	14.66	154	4979	0.23	ng	# 93
54) Dibenzofuran	15.00	168	3917	0.11	ng	# 91
55) 4-Nitrophenol	15.00	139	1652	0.36	ng	# 18
57) Fluorene	15.65	166	4637	0.15	ng	# 75
59) Diethylphthalate	15.42	149	1932	0.06	ng	# 77
62) Azobenzene	15.93	77	602	0.03	ng	# 48
65) n-Nitrosodiphenylamine	15.87	169	753	0.03	ng	# 71
67) Hexachlorobenzene	16.62	284	305	0.02	ng	# 47
69) Pentachlorophenol	16.99	266	238	0.03	ng	# 19
70) Phenanthrene	17.39	178	10830	0.23	ng	# 92

Data Path : Z:\HPCHEM1\BNA M\DATA\BM051917\
 Data File : BM010086.D
 Acq On : 20 May 2017 01:26
 Operator : SJ/MA
 Sample : I3202-22
 Misc :
 ALS Vial : 13 Sample Multiplier: 1

Instrument :
 BNA_M
 ClientSampleId :

Quant Time: May 20 04:05:11 2017
 Quant Method : Z:\HPCHEM1\BNA M\METHODS\8270-BM051917.M
 Quant Title : ASP BNA STANDARDS FOR 5 POINT CALIBRATION
 QLast Update : Fri May 19 14:14:03 2017
 Response via : Initial Calibration

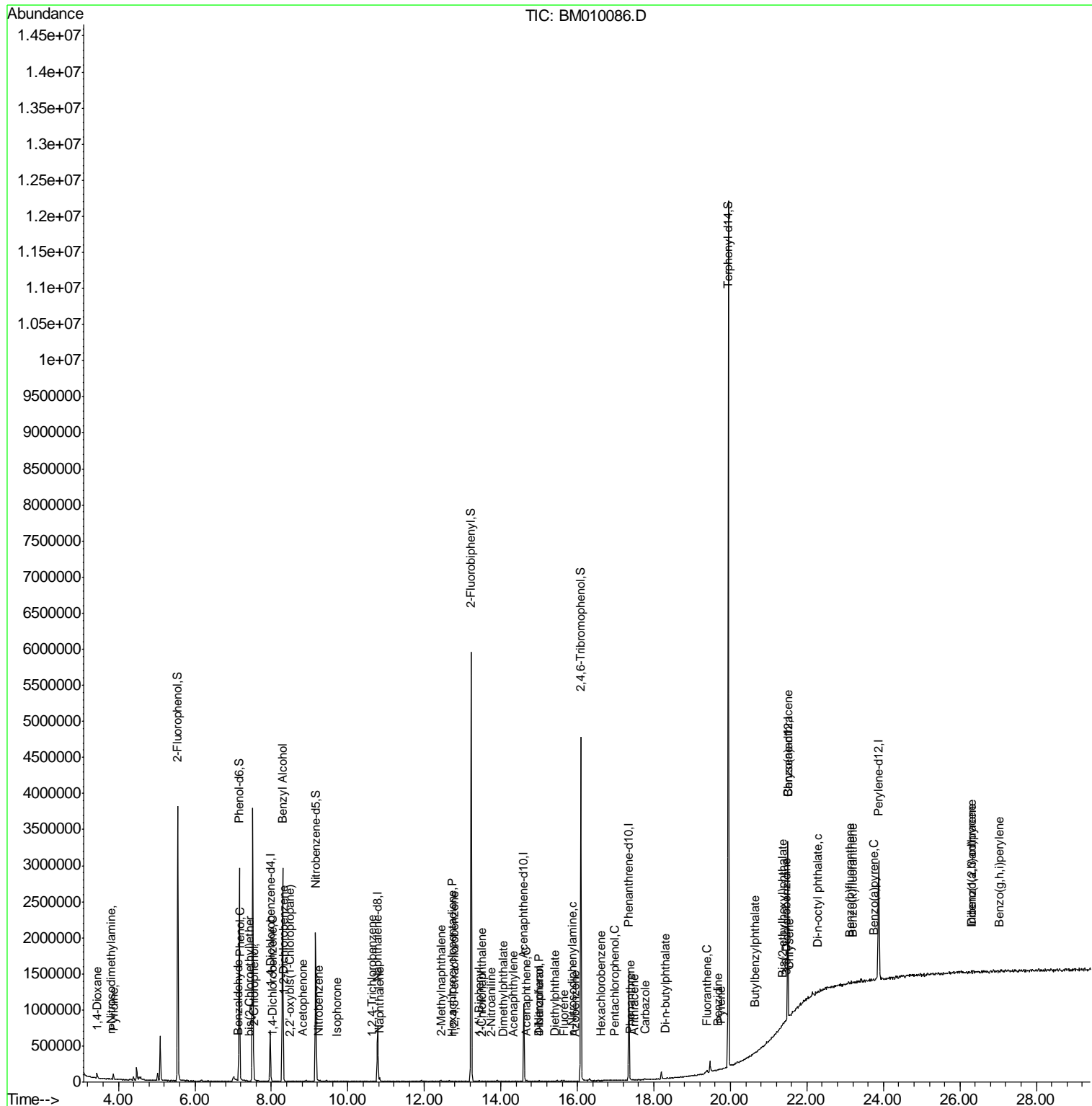
Internal Standards	R.T.	QIon	Response	Conc	Units	Dev(Min)
71) Anthracene	17.49	178	2590	0.06	ng	# 71
72) Carbazole	17.76	167	3617	0.09	ng	# 79
73) Di-n-butylphthalate	18.29	149	3495	0.07	ng	# 78
74) Fluoranthene	19.39	202	2268	0.04	ng	# 39
76) Benzidine	19.67	184	134	0.01	ng	# 1
77) Pyrene	19.75	202	2341	0.04	ng	# 36
79) Butylbenzylphthalate	20.63	149	1635	0.07	ng	# 58
80) Benzo(a)anthracene	21.50	228	4794	0.07	ng	# 90
81) 3,3'-Dichlorobenzidine	21.46	252	1329	0.05	ng	# 67
82) Chrysene	21.53	228	1758	0.03	ng	# 84
83) Bis(2-ethylhexyl)phthalate	21.38	149	3176	0.09	ng	# 77
84) Di-n-octyl phthalate	22.29	149	1400	0.02	ng	# 1
85) Indeno(1,2,3-cd)pyrene	26.30	276	4810	0.05	ng	# 100
87) Benzo(b)fluoranthene	23.14	252	1943	0.03	ng	# 1
88) Benzo(k)fluoranthene	23.20	252	2142	0.03	ng	# 1
89) Benzo(a)pyrene	23.76	252	5814	0.09	ng	# 1
90) Dibenzo(a,h)anthracene	26.31	278	1752	0.02	ng	# 1
91) Benzo(g,h,i)perylene	27.05	276	4361	0.06	ng	# 50

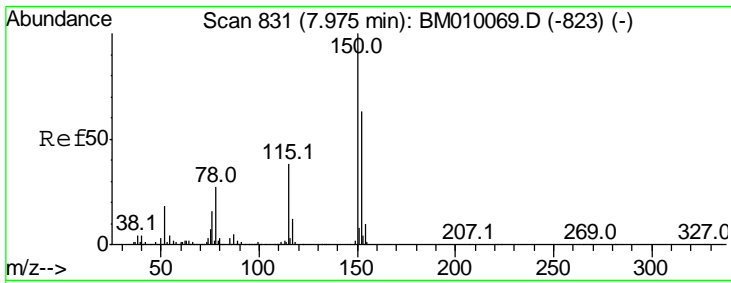
(#) = qualifier out of range (m) = manual integration (+) = signals summed

Data Path : Z:\HPCHEM1\BNA M\DATA\BM051917\
 Data File : BM010086.D
 Acq On : 20 May 2017 01:26
 Operator : SJ/MA
 Sample : I3202-22
 Misc :
 ALS Vial : 13 Sample Multiplier: 1

Instrument :
 BNA_M
 Client Sampled :

Quant Time: May 20 04:05:11 2017
 Quant Method : Z:\HPCHEM1\BNA M\METHODS\8270-BM051917.M
 Quant Title : ASP BNA STANDARDS FOR 5 POINT CALIBRATION
 QLast Update : Fri May 19 14:14:03 2017
 Response via : Initial Calibration

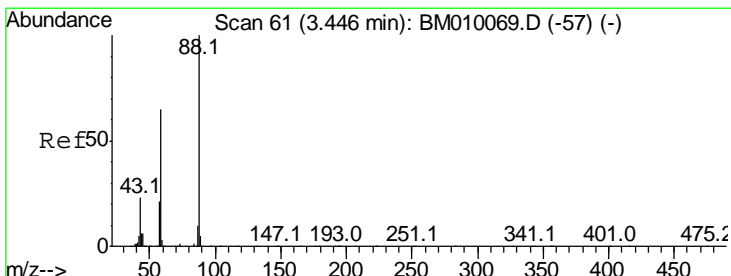
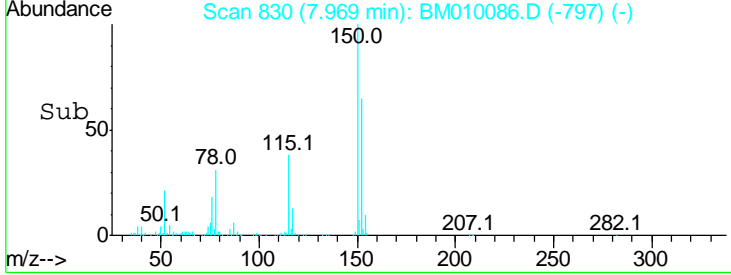
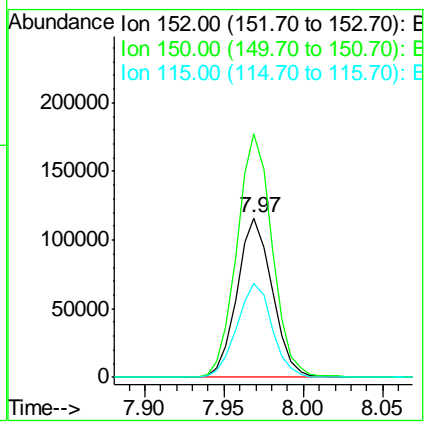
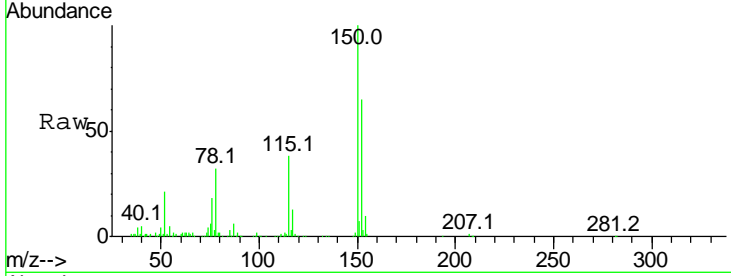




#1
 1,4-Dichlorobenzene-d4
 Concen: 20.00 ng
 RT: 7.97 min Scan# 830
 Delta R.T. -0.01 min
 Lab File: BM010086.D
 Acq: 20 May 2017 01:26

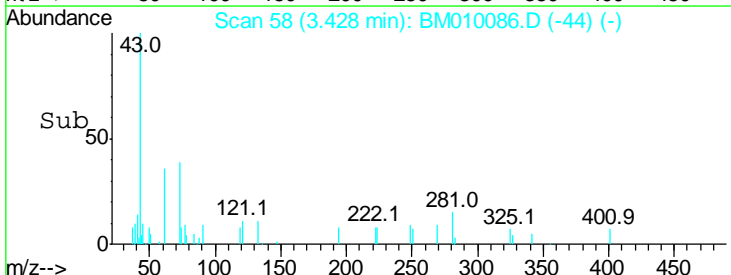
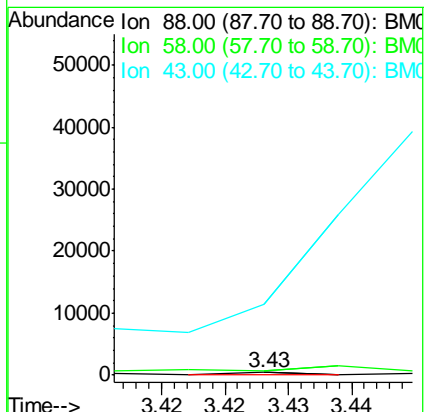
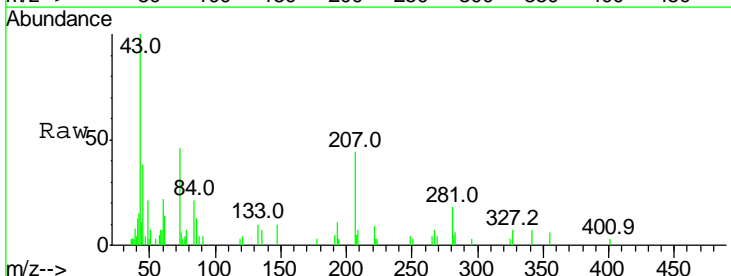
Instrument :
 BNA_M
 ClientSampled :

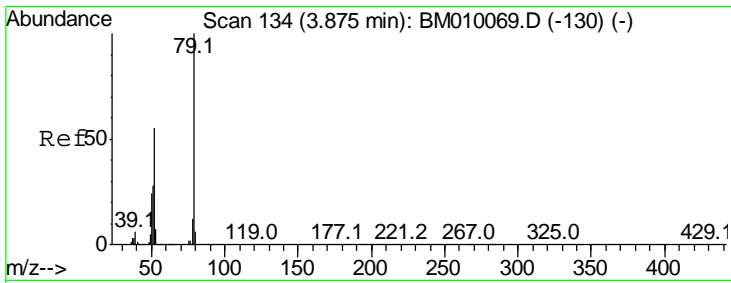
Tgt Ion	Resp	Lower	Upper
152	179028		
150	152.7	119.5	179.3
115	58.7	43.0	64.4



#2
 1,4-Dioxane
 Concen: 0.04 ng
 RT: 3.43 min Scan# 58
 Delta R.T. -0.02 min
 Lab File: BM010086.D
 Acq: 20 May 2017 01:26

Tgt Ion	Resp	Lower	Upper
88	160		
58	153.1	0.0	0.0#
43	30624.4	0.0	0.0#

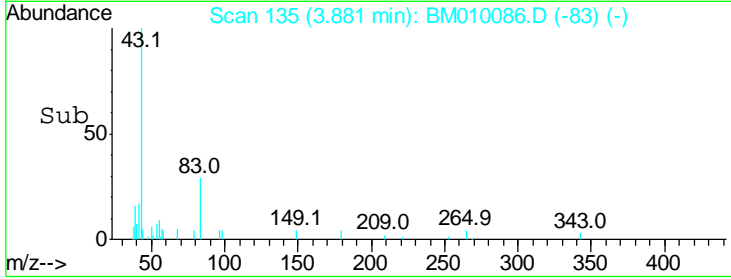
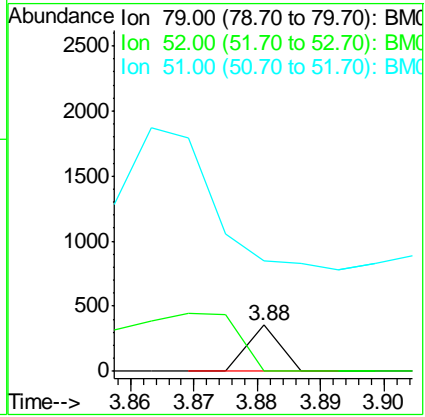
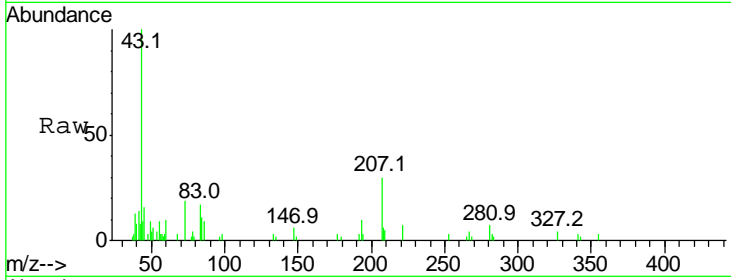




#3
 Pyridine
 Concen: 0.01 ng
 RT: 3.88 min Scan# 135
 Delta R.T. 0.01 min
 Lab File: BM010086.D
 Acq: 20 May 2017 01:26

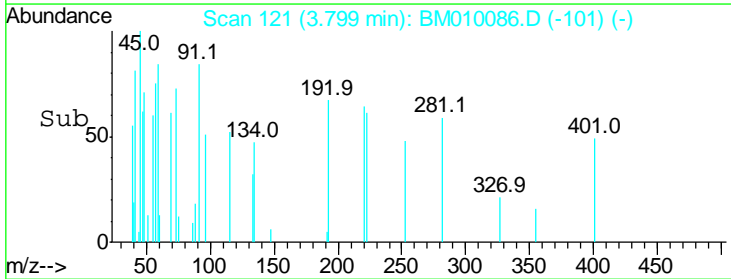
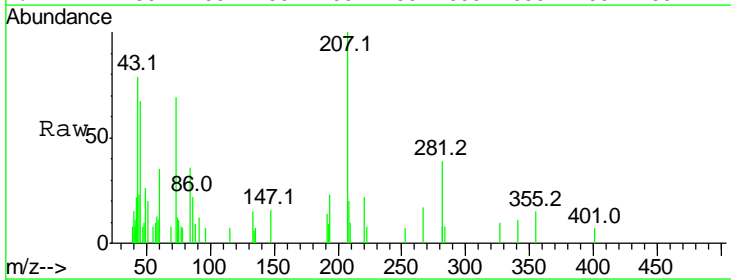
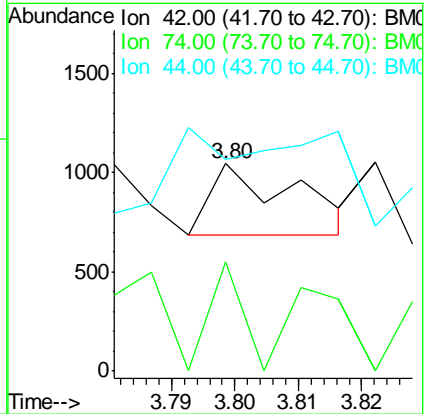
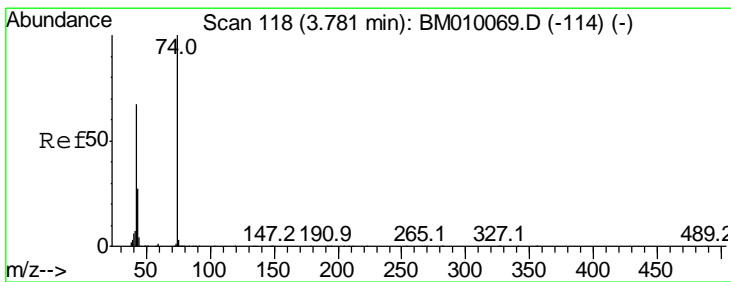
Instrument :
 BNA_M
 ClientSampled :

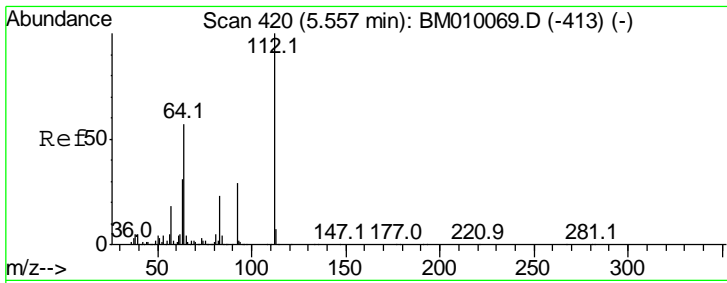
Tgt Ion	Resp	Lower	Upper
79	100		
52	0.0	51.1	76.7#
51	239.0	26.1	39.1#



#4
 n-Nitrosodimethylamine
 Concen: 0.07 ng
 RT: 3.80 min Scan# 121
 Delta R.T. 0.02 min
 Lab File: BM010086.D
 Acq: 20 May 2017 01:26

Tgt Ion	Resp	Lower	Upper
42	100		
74	52.4	119.3	178.9#
44	101.9	5.4	8.2#

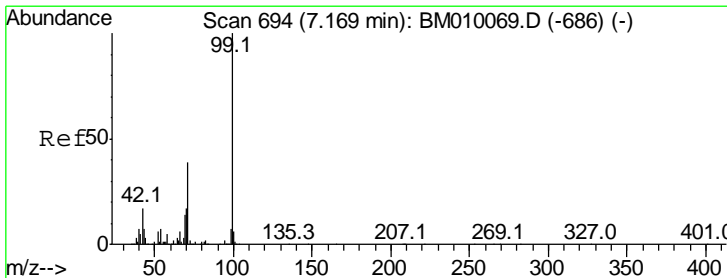
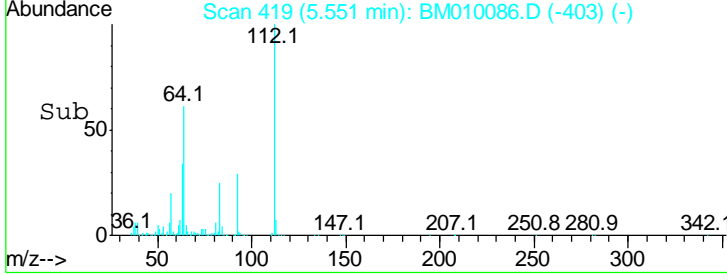
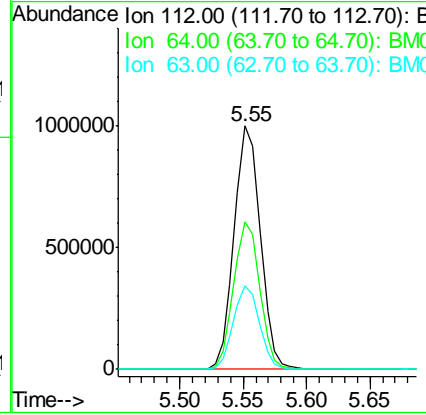
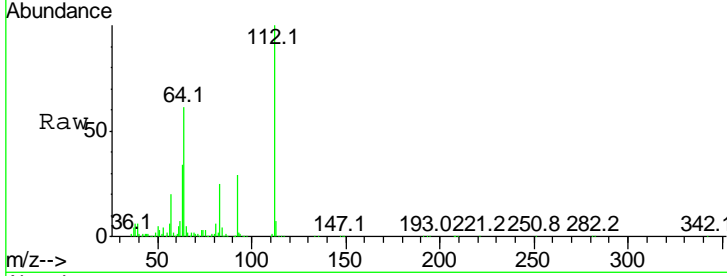




#5
 2-Fluorophenol
 Concen: 144.70 ng
 RT: 5.55 min Scan# 419
 Delta R.T. -0.01 min
 Lab File: BM010086.D
 Acq: 20 May 2017 01:26

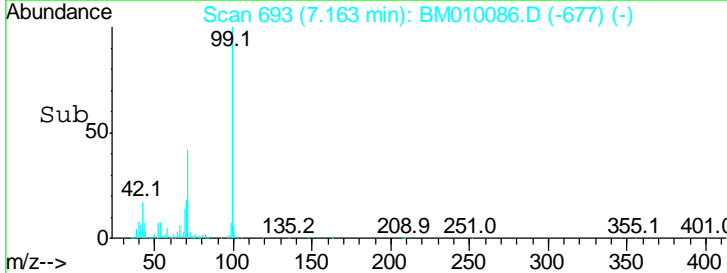
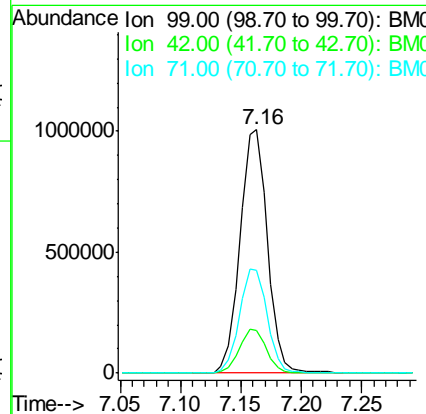
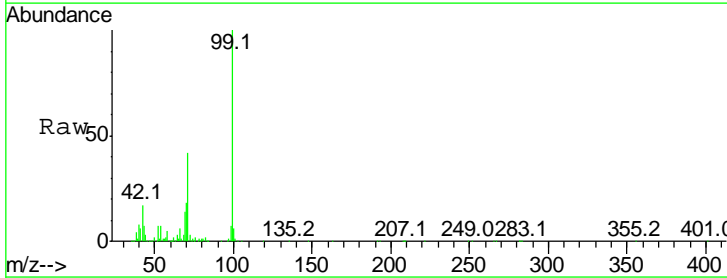
Instrument :
 BNA_M
 ClientSampled :

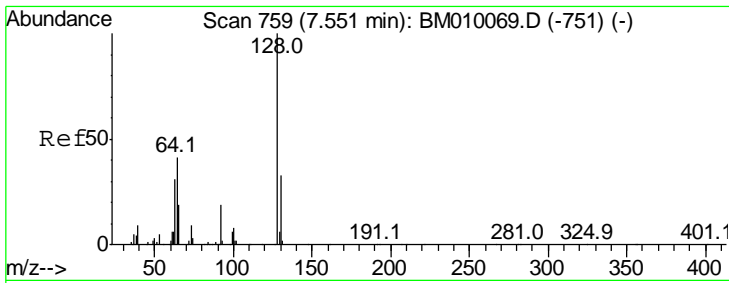
Tgt Ion	Ratio	Lower	Upper
112	100		
64	60.8	38.6	57.8#
63	34.4	19.3	28.9#



#7
 Phenol-d6
 Concen: 125.34 ng
 RT: 7.16 min Scan# 693
 Delta R.T. -0.01 min
 Lab File: BM010086.D
 Acq: 20 May 2017 01:26

Tgt Ion	Ratio	Lower	Upper
99	100		
42	17.5	11.0	16.4#
71	42.2	23.4	35.2#

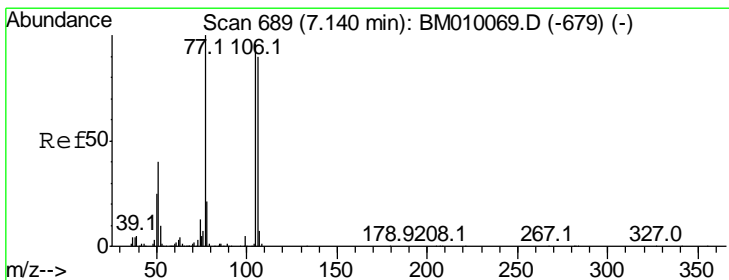
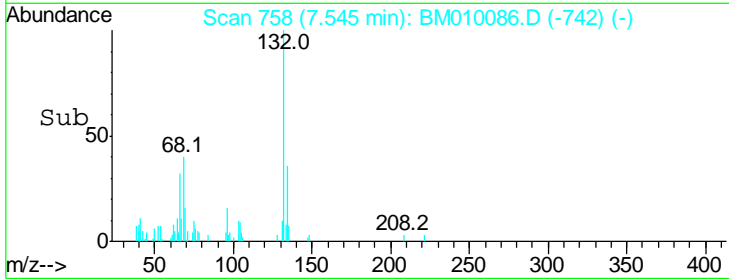
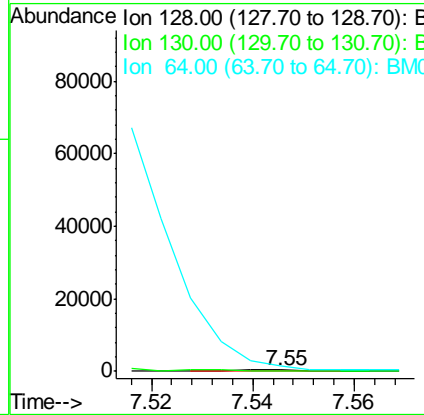
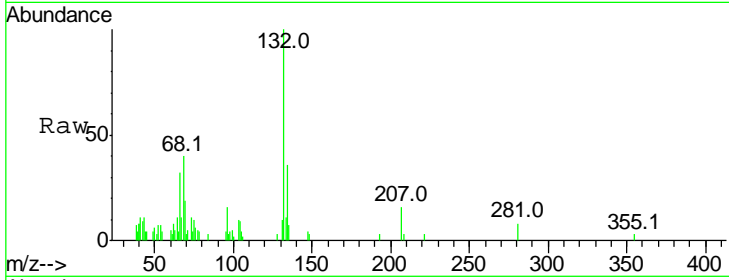




#8
 2-Chlorophenol
 Concen: 0.03 ng
 RT: 7.55 min Scan# 758
 Delta R.T. -0.01 min
 Lab File: BM010086.D
 Acq: 20 May 2017 01:26

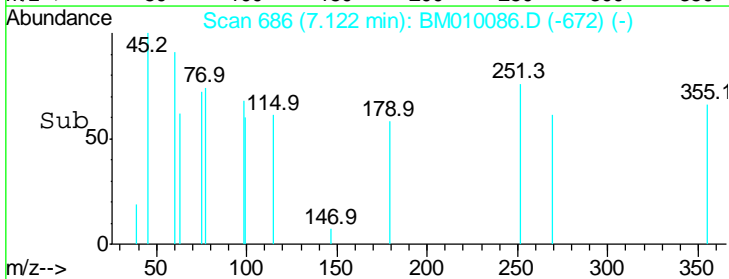
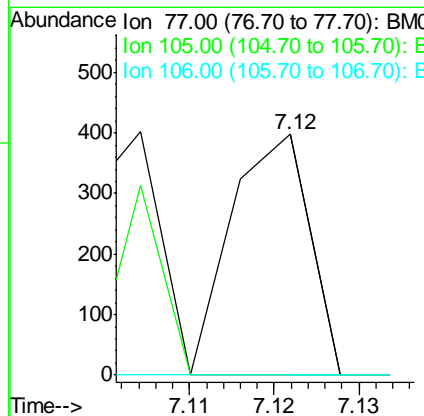
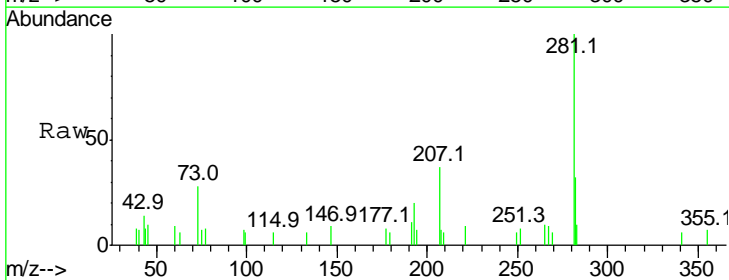
Instrument :
 BNA_M
 ClientSampled :

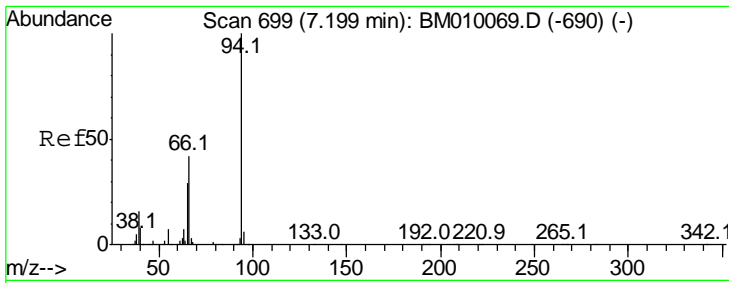
Tgt Ion	Ratio	Lower	Upper
128	100		
130	0.0	12.0	52.0#
64	306.8	24.9	64.9#



#9
 Benzaldehyde
 Concen: 0.03 ng
 RT: 7.12 min Scan# 686
 Delta R.T. -0.02 min
 Lab File: BM010086.D
 Acq: 20 May 2017 01:26

Tgt Ion	Ratio	Lower	Upper
77	100		
105	0.0	78.8	118.8#
106	0.0	73.7	113.7#

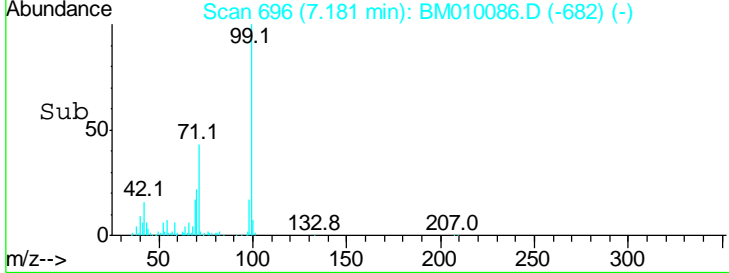
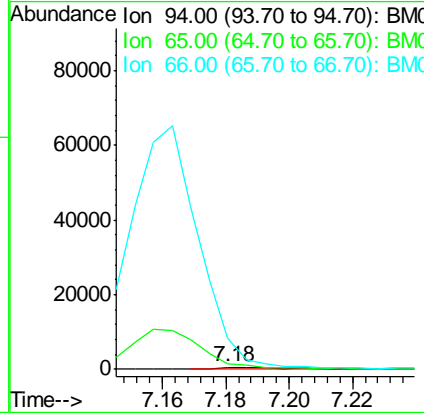
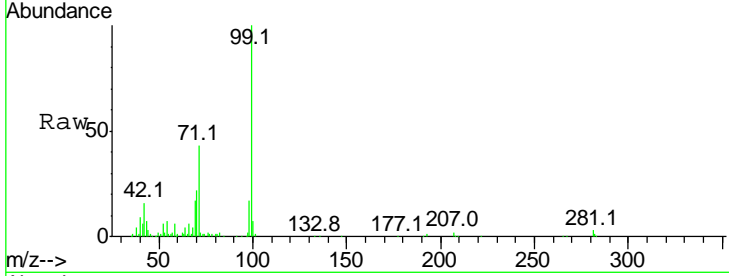




#10
 Phenol
 Concen: 0.04 ng
 RT: 7.18 min Scan# 696
 Delta R.T. -0.02 min
 Lab File: BM010086.D
 Acq: 20 May 2017 01:26

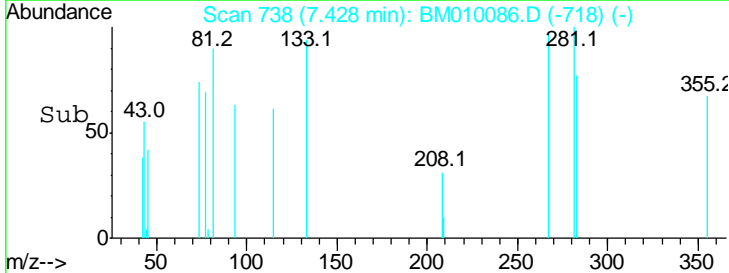
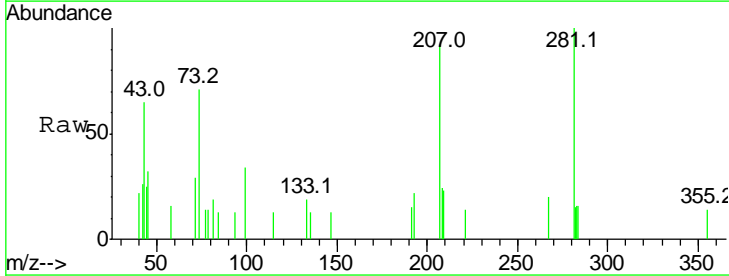
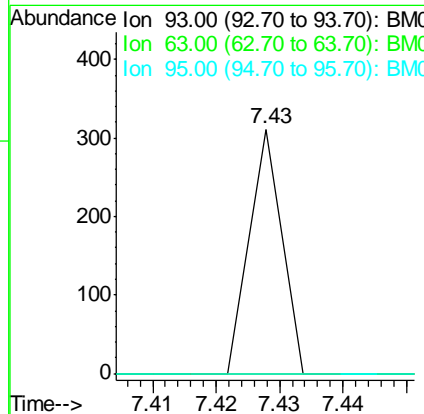
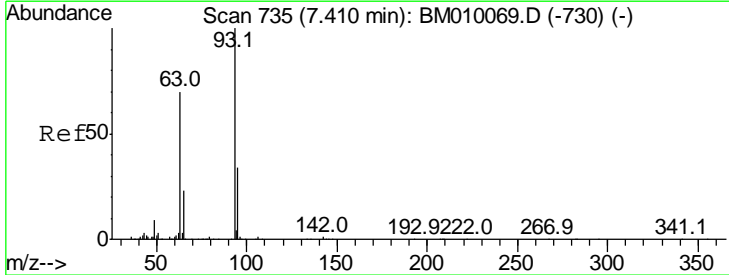
Instrument :
 BNA_M
 ClientSampled :

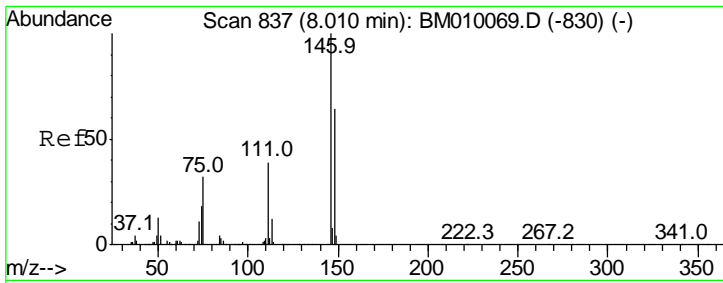
Tgt Ion	Resp	Lower	Upper
94	100		
65	357.7	18.8	58.8#
66	1793.0	39.9	79.9#



#11
 bis(2-Chloroethyl)ether
 Concen: 0.01 ng
 RT: 7.43 min Scan# 738
 Delta R.T. 0.02 min
 Lab File: BM010086.D
 Acq: 20 May 2017 01:26

Tgt Ion	Resp	Lower	Upper
93	100		
63	0.0	49.5	89.5#
95	0.0	13.5	53.5#

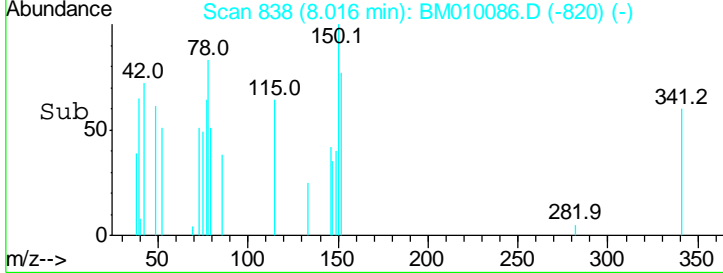
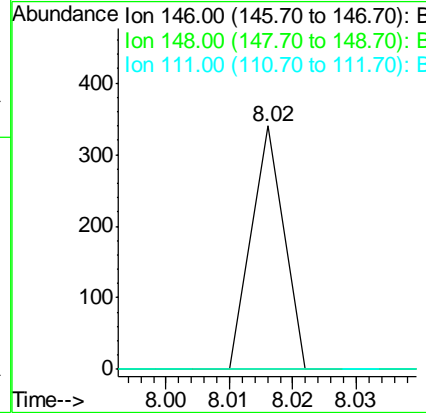
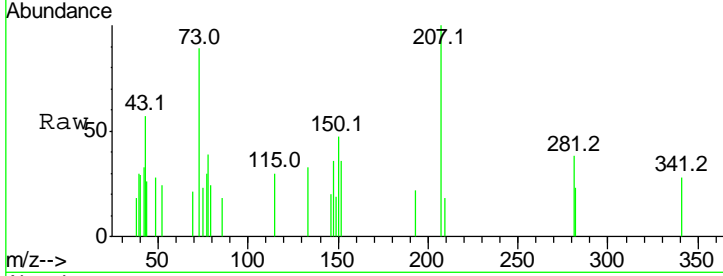




#13
 1,4-Dichlorobenzene
 Concen: 0.01 ng
 RT: 8.02 min Scan# 838
 Delta R.T. 0.01 min
 Lab File: BM010086.D
 Acq: 20 May 2017 01:26

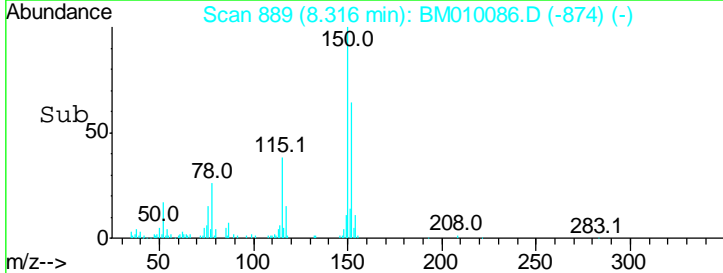
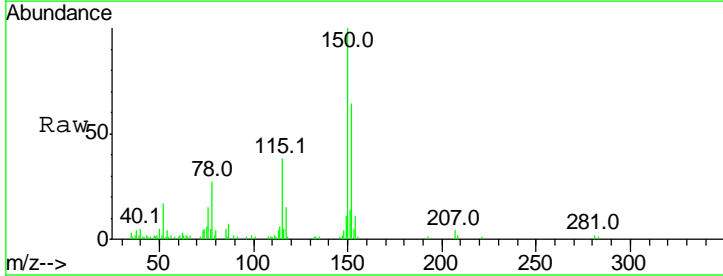
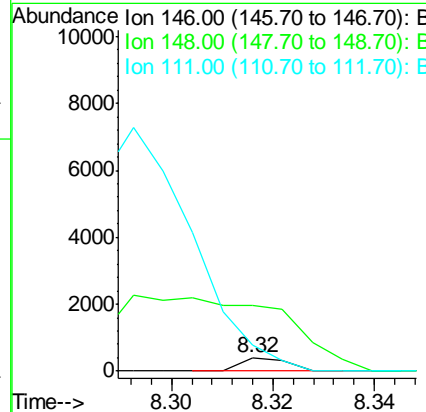
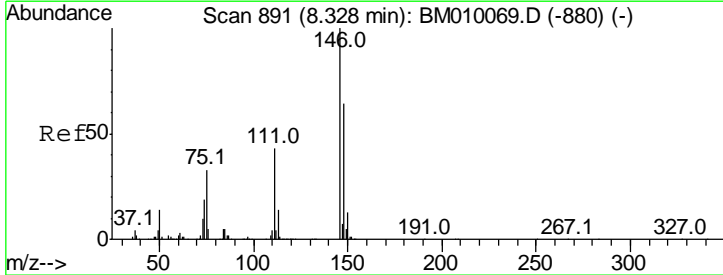
Instrument :
 BNA_M
 ClientSampled :

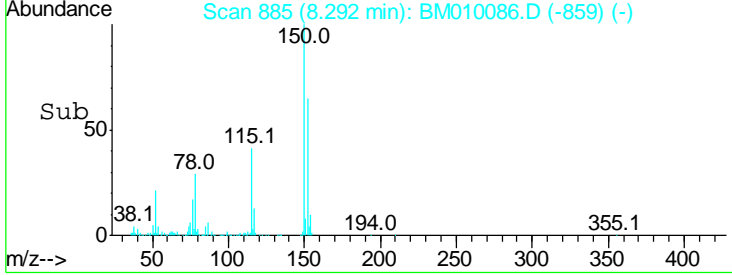
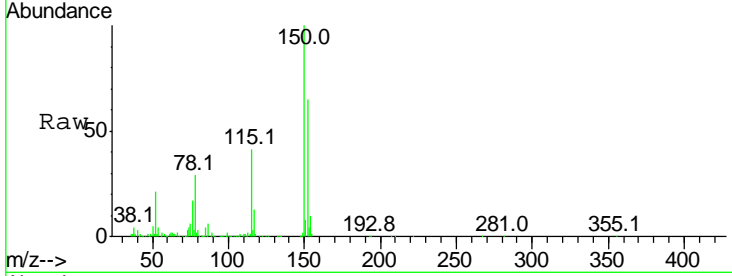
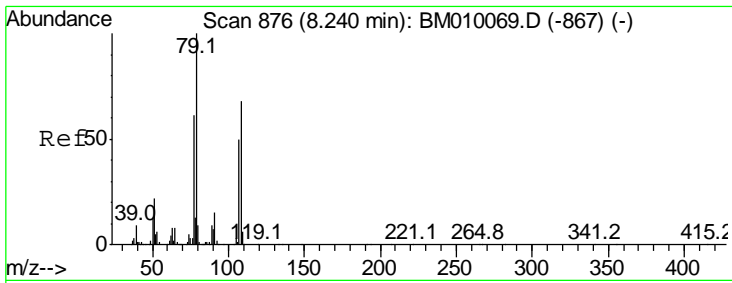
Tgt Ion	Ratio	Lower	Upper
146	100		
148	0.0	51.9	77.9#
111	0.0	29.2	43.8#



#14
 1,2-Dichlorobenzene
 Concen: 0.02 ng
 RT: 8.32 min Scan# 889
 Delta R.T. -0.01 min
 Lab File: BM010086.D
 Acq: 20 May 2017 01:26

Tgt Ion	Ratio	Lower	Upper
146	100		
148	482.0	52.3	78.5#
111	192.8	30.6	45.8#

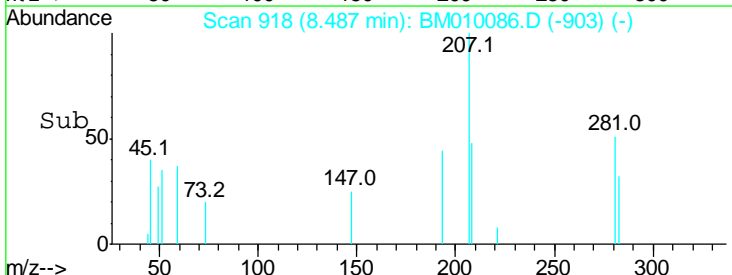
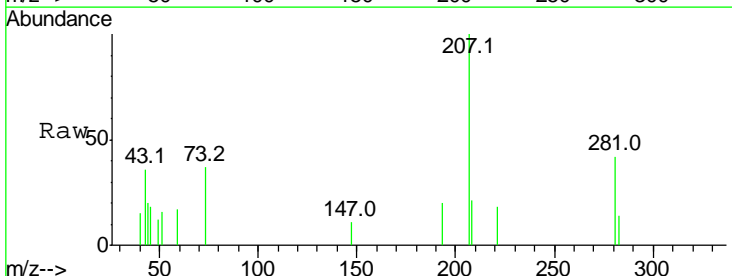
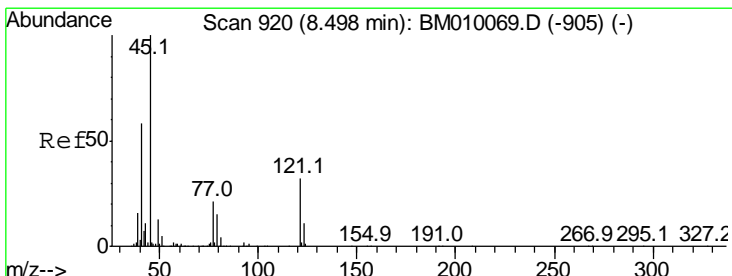
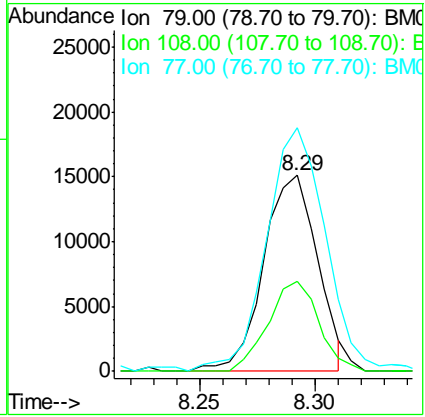




#15
 Benzyl Alcohol
 Concen: 2.54 ng
 RT: 8.29 min Scan# 885
 Delta R.T. 0.05 min
 Lab File: BM010086.D
 Acq: 20 May 2017 01:26

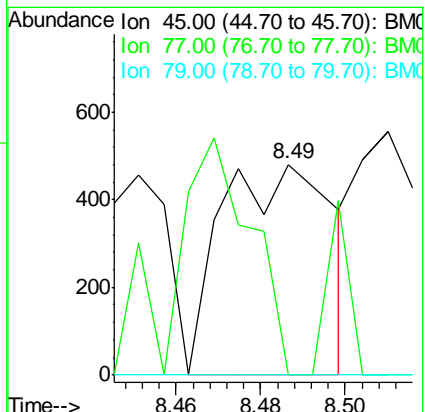
Instrument :
 BNA_M
 ClientSampled :

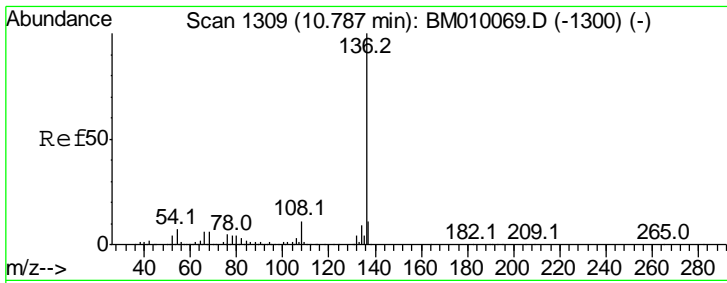
Tgt Ion	Resp	Lower	Upper
79	100		
108	45.7	65.0	97.4#
77	124.4	53.0	79.6#



#16
 2,2'-oxybis(1-Chloropropane)
 Concen: 0.09 ng
 RT: 8.49 min Scan# 918
 Delta R.T. -0.01 min
 Lab File: BM010086.D
 Acq: 20 May 2017 01:26

Tgt Ion	Resp	Lower	Upper
45	100		
77	0.0	0.0	35.2
79	0.0	0.0	32.0

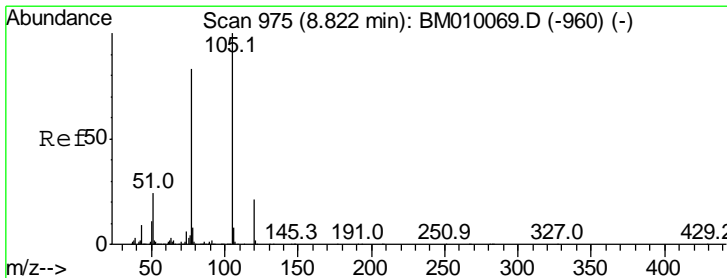
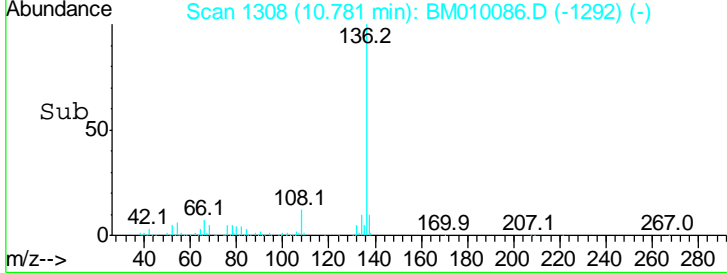
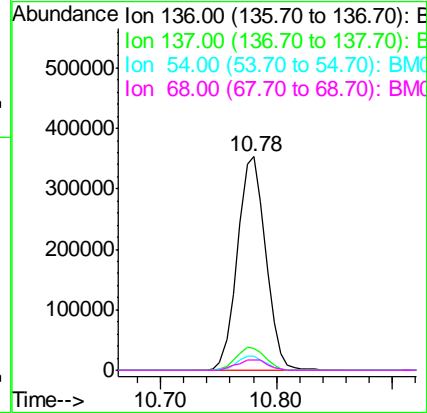
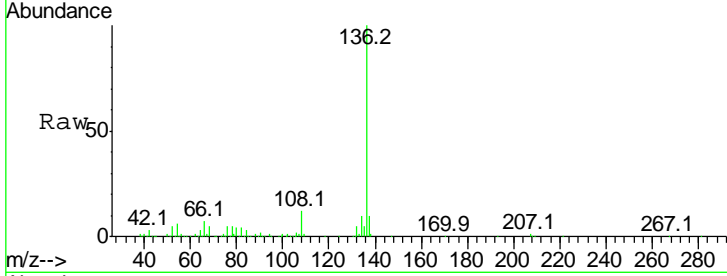




#21
 Naphthalene-d8
 Concen: 20.00 ng
 RT: 10.78 min Scan# 1308
 Delta R.T. -0.01 min
 Lab File: BM010086.D
 Acq: 20 May 2017 01:26

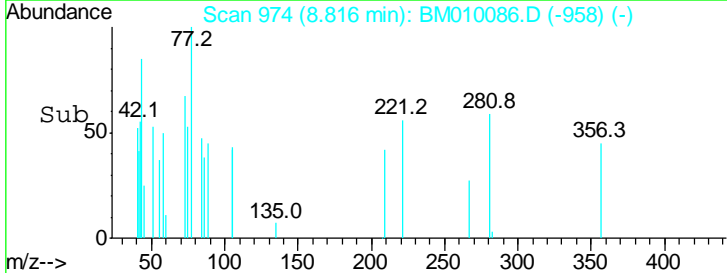
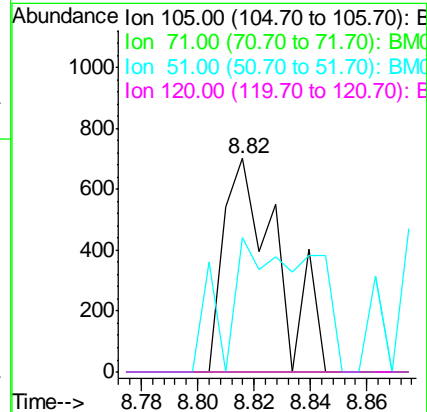
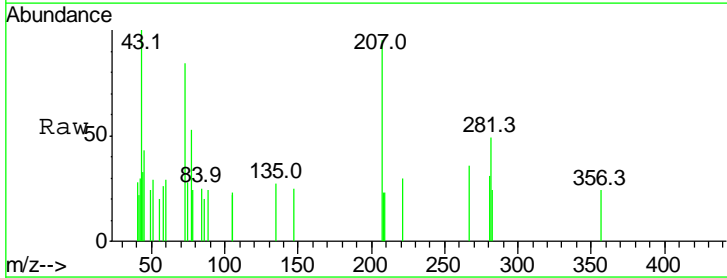
Instrument :
 BNA_M
 ClientSampled :

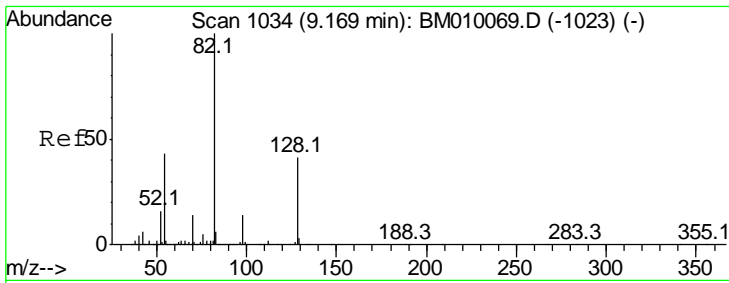
Tgt Ion	Resp	Lower	Upper
136	100		
137	10.4	8.7	13.1
54	6.4	4.6	6.8
68	4.9	3.7	5.5



#22
 Acetophenone
 Concen: 0.06 ng
 RT: 8.82 min Scan# 974
 Delta R.T. -0.01 min
 Lab File: BM010086.D
 Acq: 20 May 2017 01:26

Tgt Ion	Resp	Lower	Upper
105	100		
71	0.0	0.6	1.0#
51	63.2	21.6	32.4#
120	0.0	16.1	24.1#

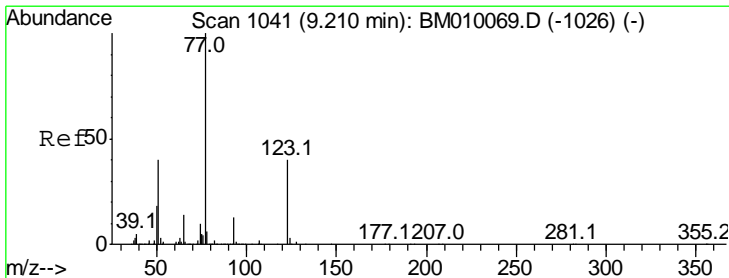
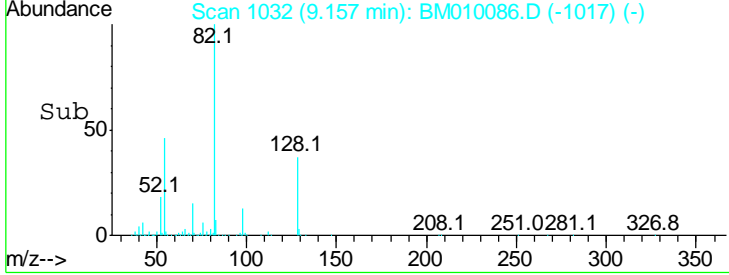
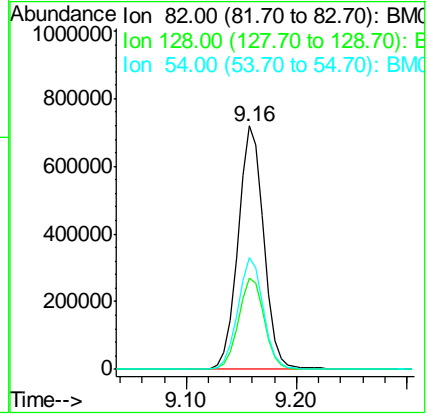
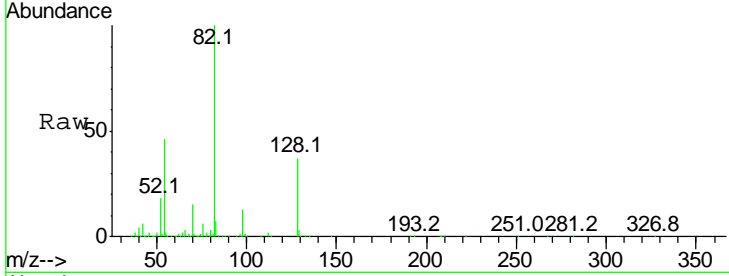




#23
 Nitrobenzene-d5
 Concen: 106.08 ng
 RT: 9.16 min Scan# 1032
 Delta R.T. -0.01 min
 Lab File: BM010086.D
 Acq: 20 May 2017 01:26

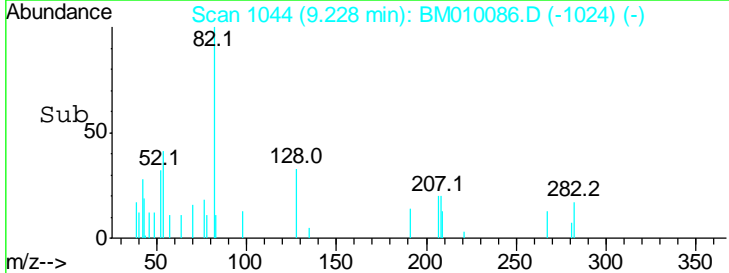
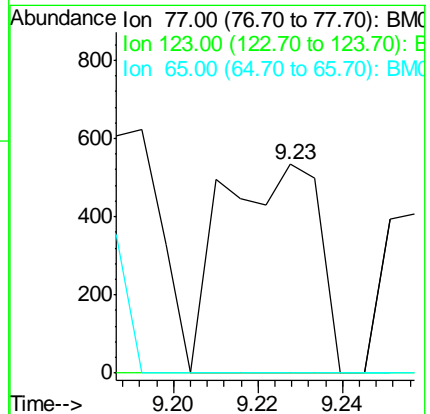
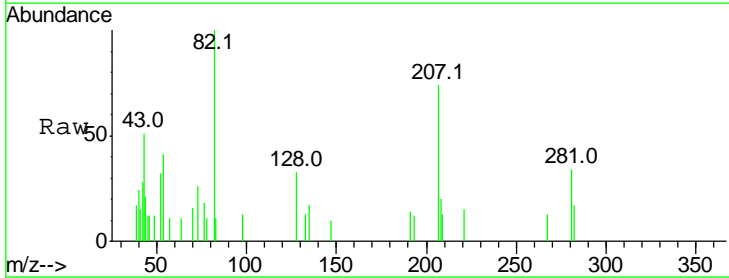
Instrument :
 BNA_M
 ClientSampled :

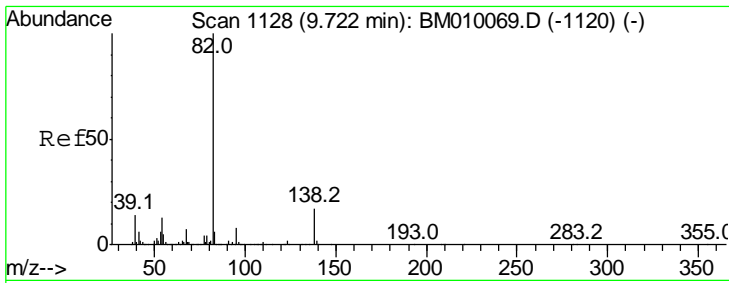
Tgt Ion	Resp	Lower	Upper
82	1176301		
82	100		
128	37.3	32.8	49.2
54	46.0	40.6	60.8



#24
 Nitrobenzene
 Concen: 0.07 ng
 RT: 9.23 min Scan# 1044
 Delta R.T. 0.02 min
 Lab File: BM010086.D
 Acq: 20 May 2017 01:26

Tgt Ion	Resp	Lower	Upper
77	849		
77	100		
123	0.0	32.6	49.0#
65	0.0	10.9	16.3#

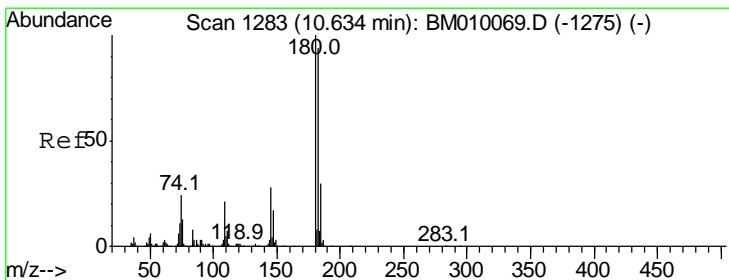
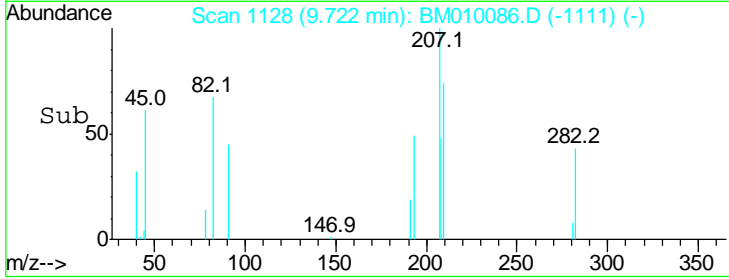
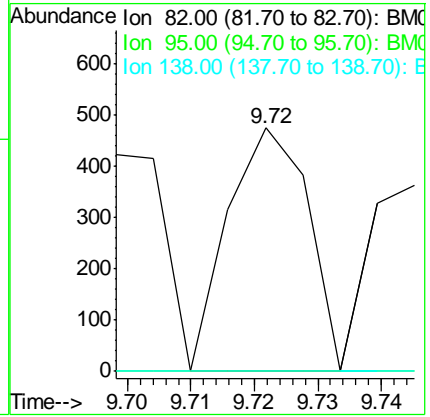
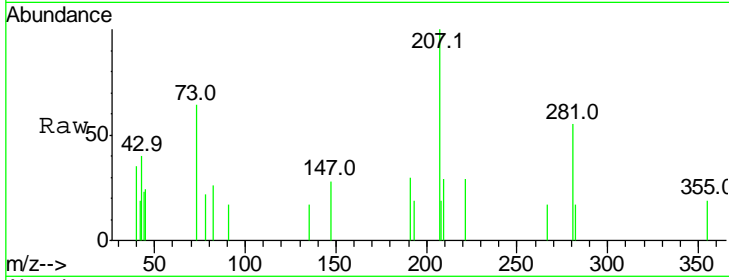




#25
 Isophorone
 Concen: 0.02 ng
 RT: 9.72 min Scan# 1128
 Delta R.T. -0.00 min
 Lab File: BM010086.D
 Acq: 20 May 2017 01:26

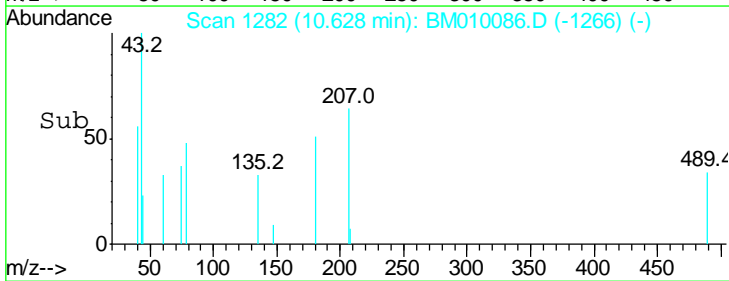
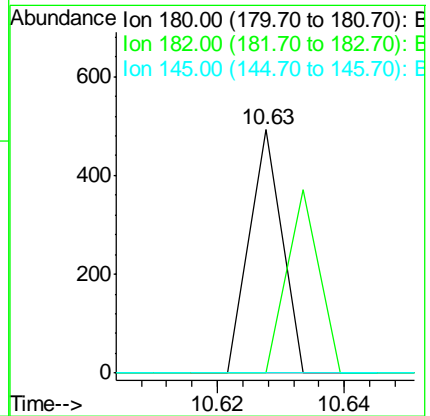
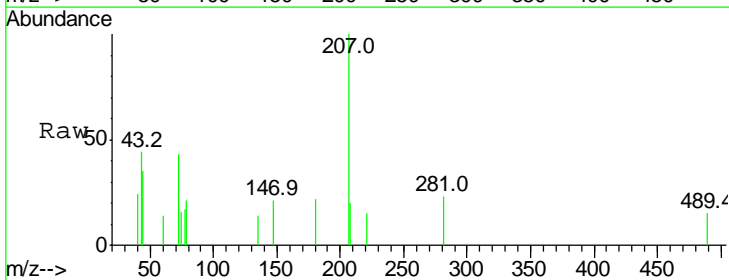
Instrument :
 BNA_M
 ClientSampled :

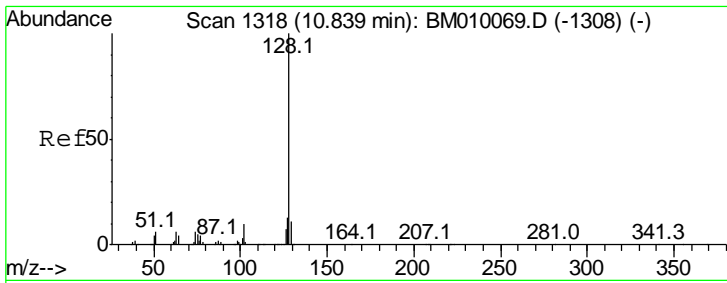
Tgt Ion	Resp	Lower	Upper
82	415		
95	0.0	5.8	8.6#
138	0.0	16.3	24.5#



#30
 1,2,4-Trichlorobenzene
 Concen: 0.01 ng
 RT: 10.63 min Scan# 1282
 Delta R.T. -0.01 min
 Lab File: BM010086.D
 Acq: 20 May 2017 01:26

Tgt Ion	Resp	Lower	Upper
180	174		
182	0.0	77.6	116.4#
145	0.0	23.4	35.2#

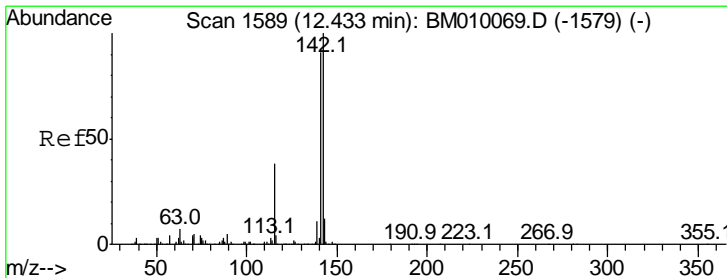
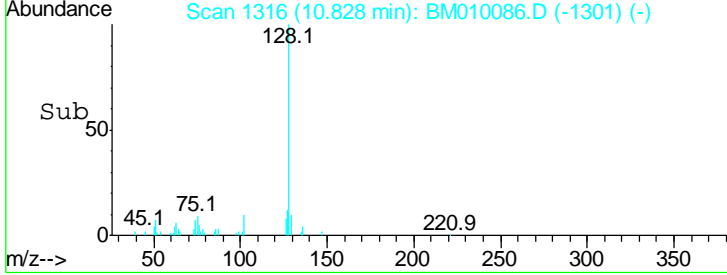
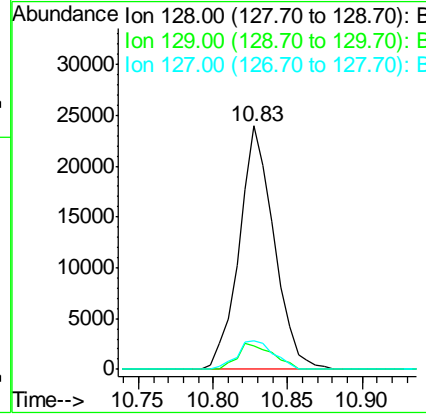
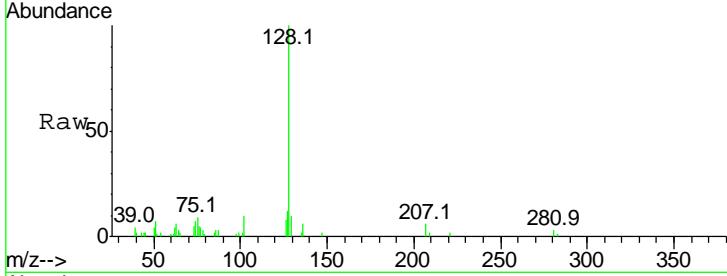




#31
 Naphthalene
 Concen: 1.21 ng
 RT: 10.83 min Scan# 1316
 Delta R.T. -0.01 min
 Lab File: BM010086.D
 Acq: 20 May 2017 01:26

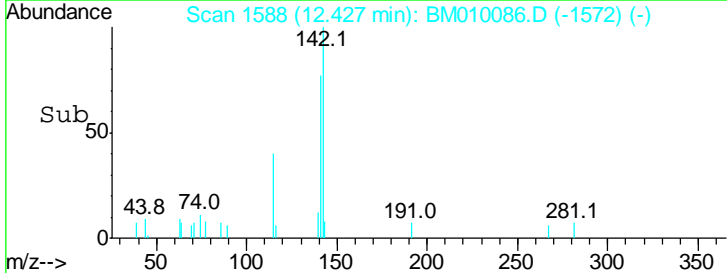
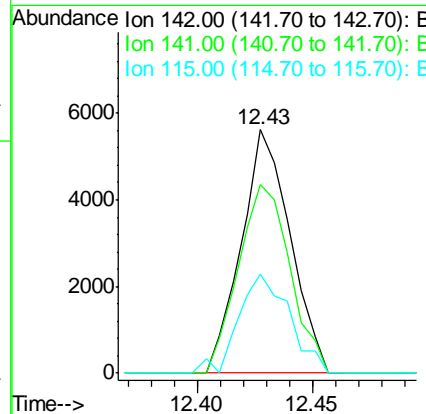
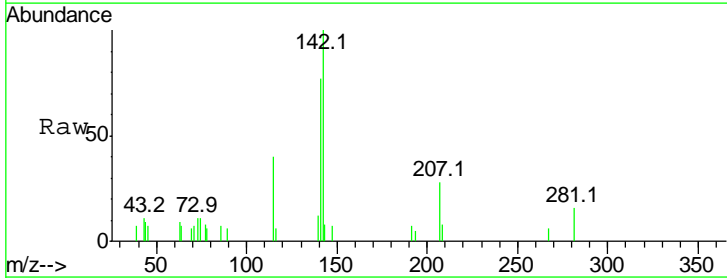
Instrument :
 BNA_M
 ClientSampled :

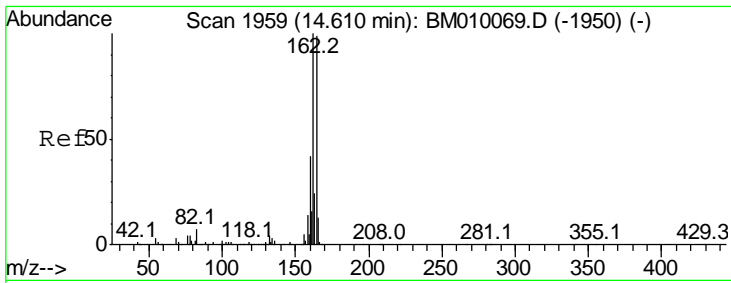
Tgt Ion	Resp	Lower	Upper
128	38760		
129	9.7	8.9	13.3
127	11.7	10.4	15.6



#37
 2-Methylnaphthalene
 Concen: 0.36 ng
 RT: 12.43 min Scan# 1588
 Delta R.T. -0.01 min
 Lab File: BM010086.D
 Acq: 20 May 2017 01:26

Tgt Ion	Resp	Lower	Upper
142	8272		
141	77.3	71.9	107.9
115	40.5	25.4	38.0#

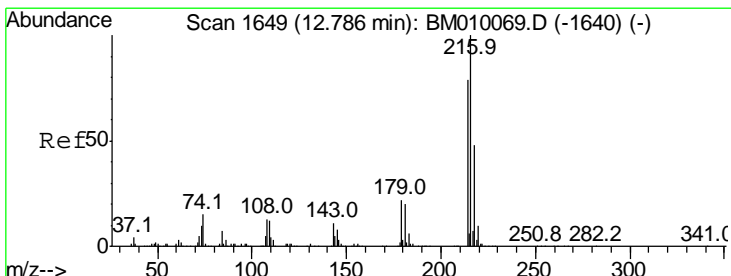
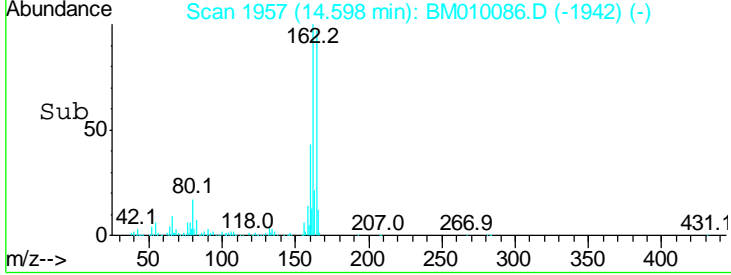
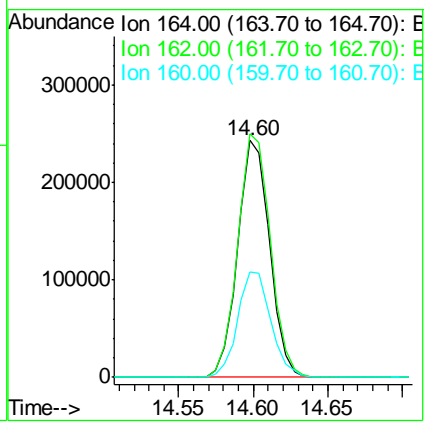
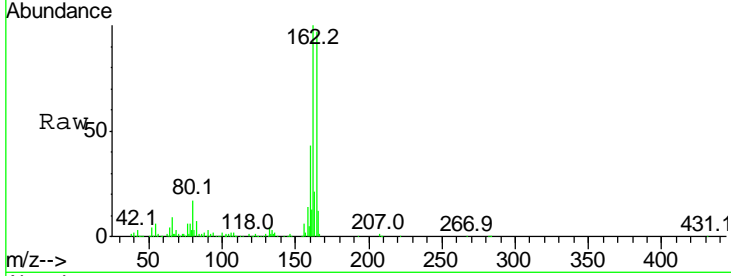




#38
 Acenaphthene-d10
 Concen: 20.00 ng
 RT: 14.60 min Scan# 1957
 Delta R.T. -0.01 min
 Lab File: BM010086.D
 Acq: 20 May 2017 01:26

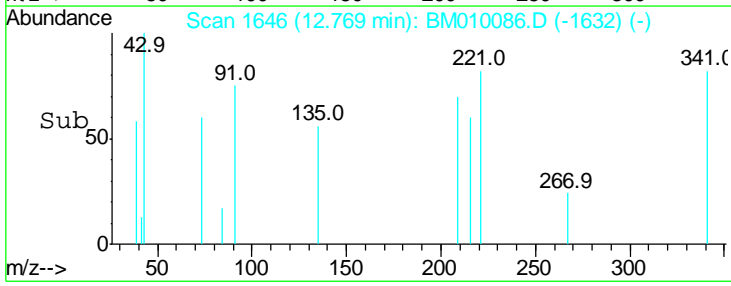
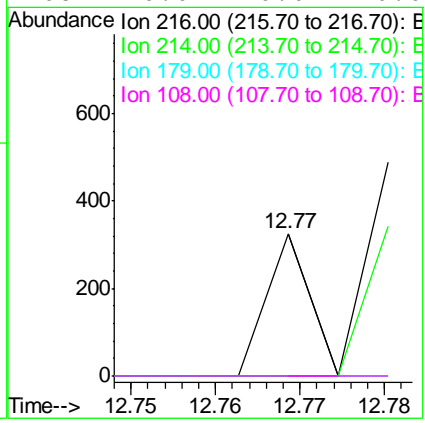
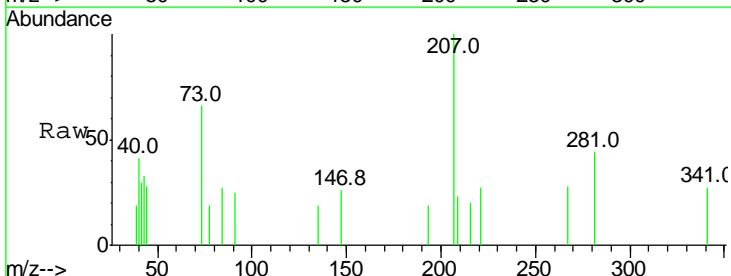
Instrument :
 BNA_M
 ClientSampled :

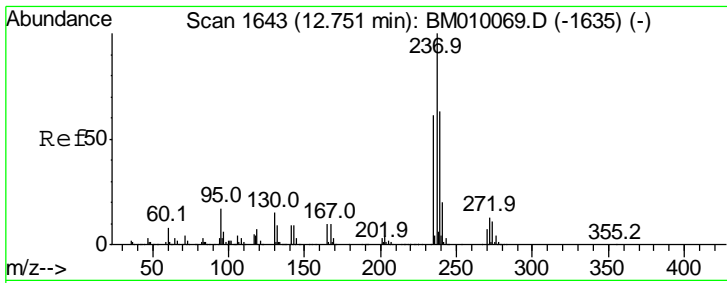
Tgt Ion	Resp	Lower	Upper
164	100		
162	102.8	82.4	123.6
160	44.7	35.8	53.6



#39
 1,2,4,5-Tetrachlorobenzene
 Concen: 0.01 ng
 RT: 12.77 min Scan# 1646
 Delta R.T. -0.02 min
 Lab File: BM010086.D
 Acq: 20 May 2017 01:26

Tgt Ion	Resp	Lower	Upper
216	100		
214	104.3	0.0	0.0#
179	0.0	0.0	0.0
108	0.0	0.0	0.0

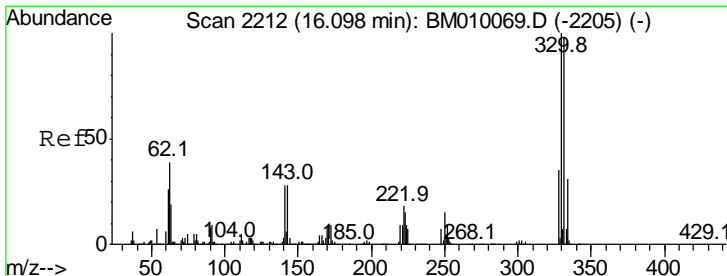
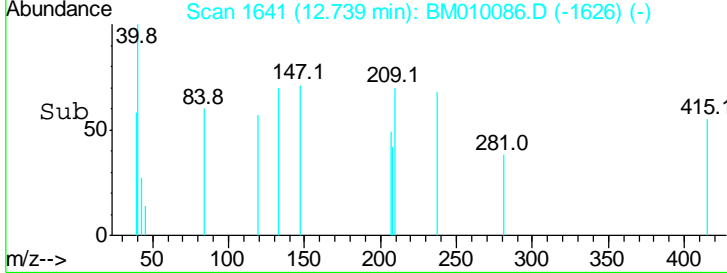
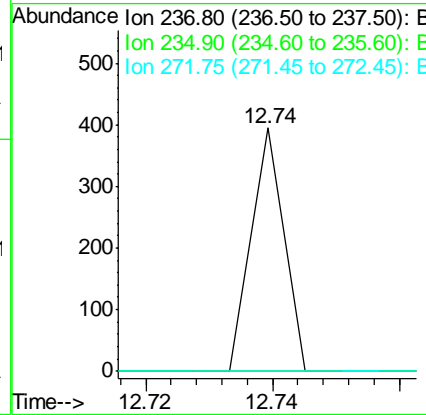
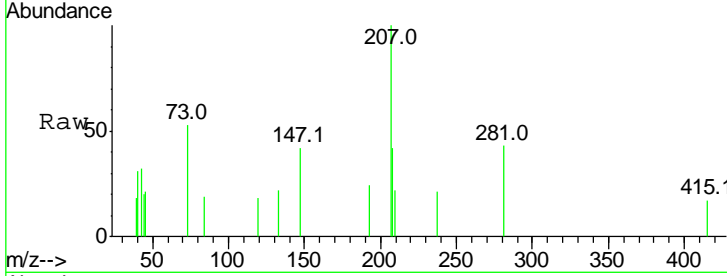




#40
 Hexachlorocyclopentadiene
 Concen: 0.02 ng
 RT: 12.74 min Scan# 1641
 Delta R.T. -0.01 min
 Lab File: BM010086.D
 Acq: 20 May 2017 01:26

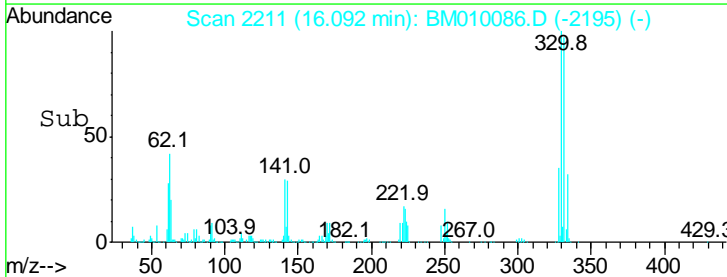
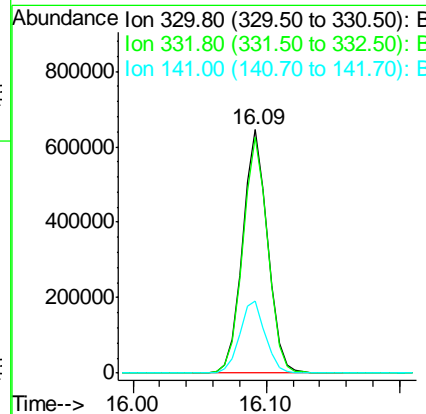
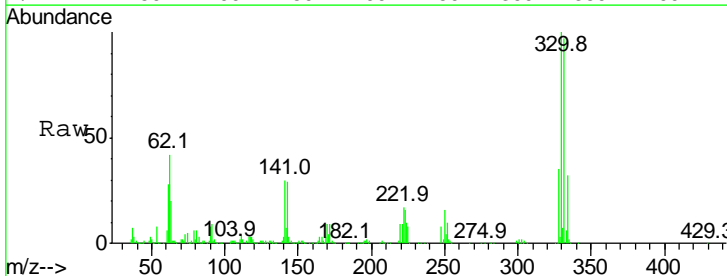
Instrument :
 BNA_M
 ClientSampled :

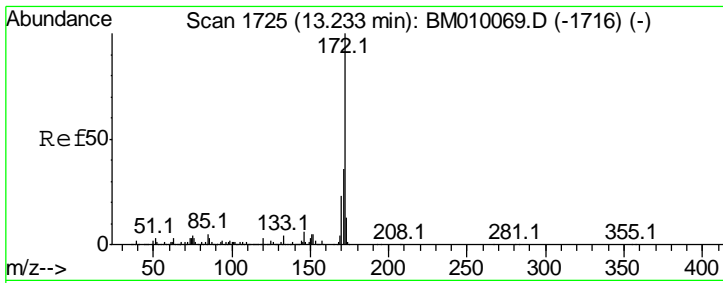
Tgt Ion	Ratio	Lower	Upper
237	100		
235	0.0	42.0	82.0#
272	0.0	0.0	33.4



#41
 2,4,6-Tribromophenol
 Concen: 152.81 ng
 RT: 16.09 min Scan# 2211
 Delta R.T. -0.01 min
 Lab File: BM010086.D
 Acq: 20 May 2017 01:26

Tgt Ion	Ratio	Lower	Upper
330	100		
332	96.7	0.0	0.0#
141	30.5	0.0	0.0#



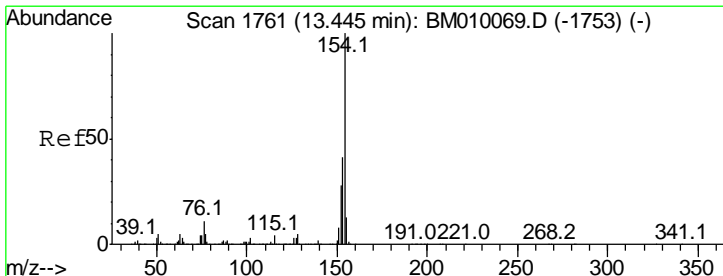
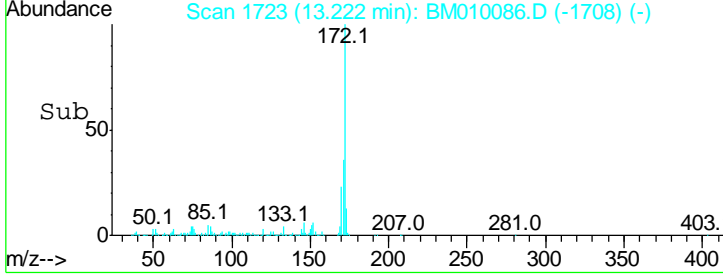
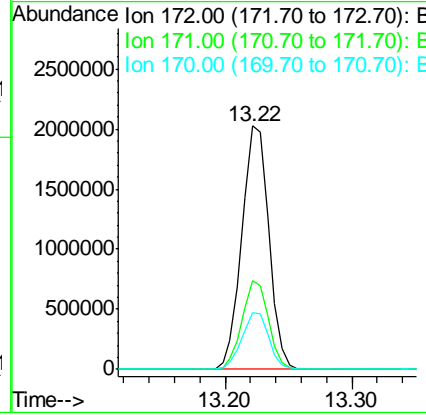
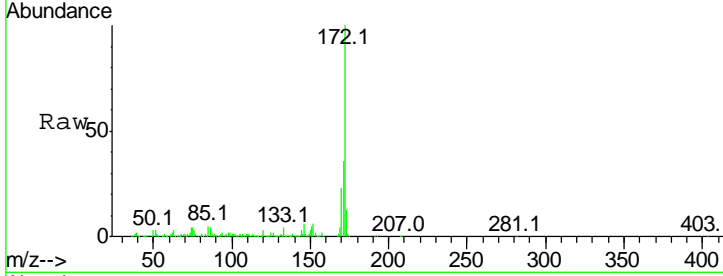


#44
 2-Fluorobiphenyl
 Concen: 106.60 ng
 RT: 13.22 min Scan# 1723
 Delta R.T. -0.01 min
 Lab File: BM010086.D
 Acq: 20 May 2017 01:26

Instrument :
 BNA_M
 ClientSampled :

Tgt Ion:172 Resp: 2988462

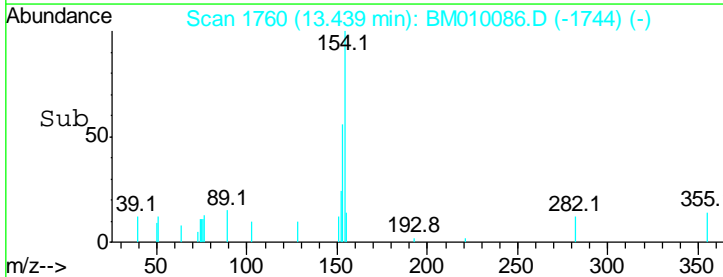
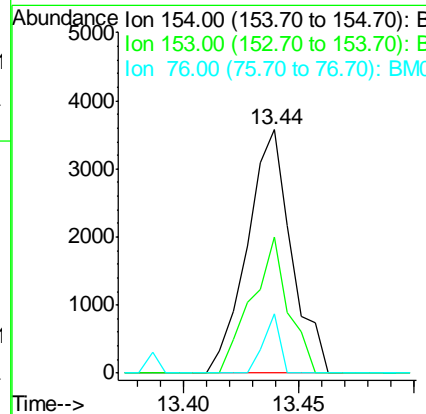
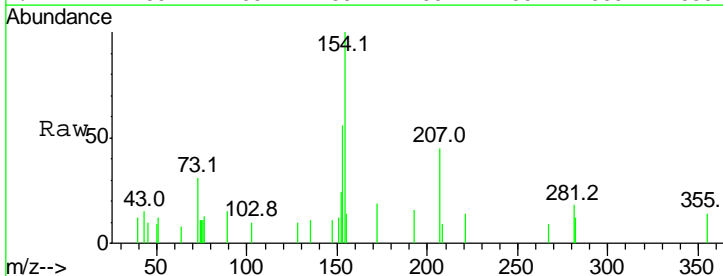
Ion	Ratio	Lower	Upper
172	100		
171	36.2	28.5	42.7
170	23.1	18.8	28.2

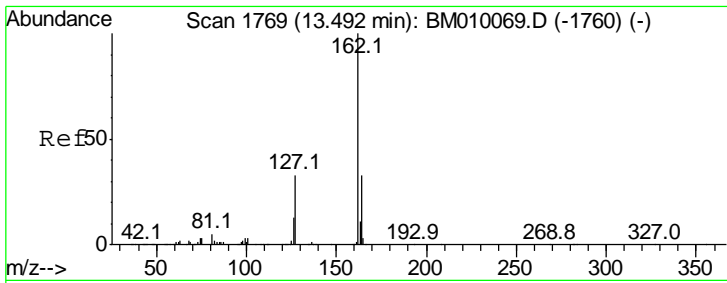


#45
 1,1'-Biphenyl
 Concen: 0.16 ng
 RT: 13.44 min Scan# 1760
 Delta R.T. -0.01 min
 Lab File: BM010086.D
 Acq: 20 May 2017 01:26

Tgt Ion:154 Resp: 4771

Ion	Ratio	Lower	Upper
154	100		
153	55.9	20.7	60.7
76	24.3	0.0	30.9

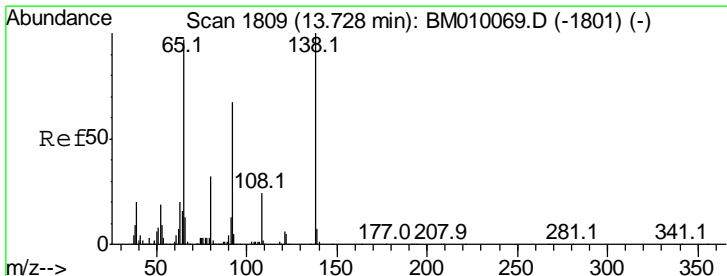
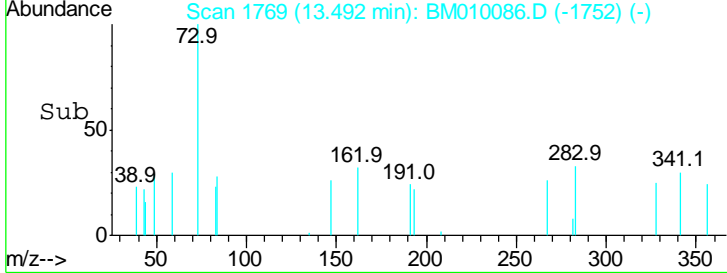
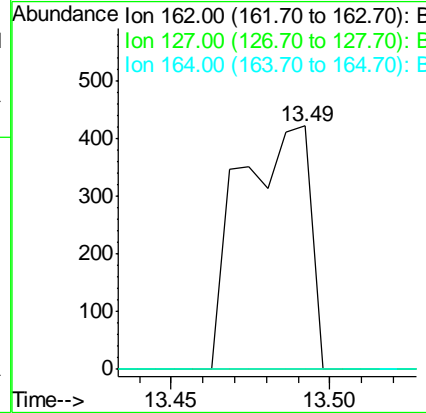
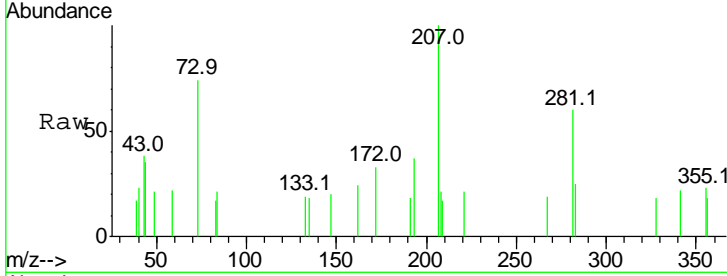




#46
 2-Chloronaphthalene
 Concen: 0.03 ng
 RT: 13.49 min Scan# 1769
 Delta R.T. -0.00 min
 Lab File: BM010086.D
 Acq: 20 May 2017 01:26

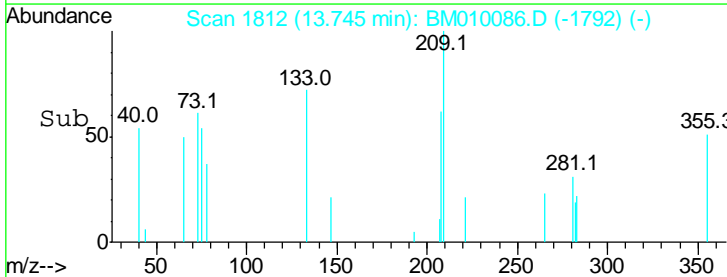
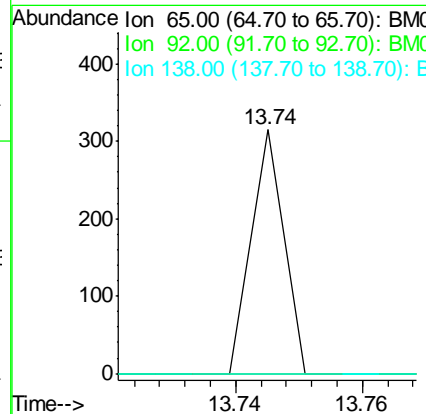
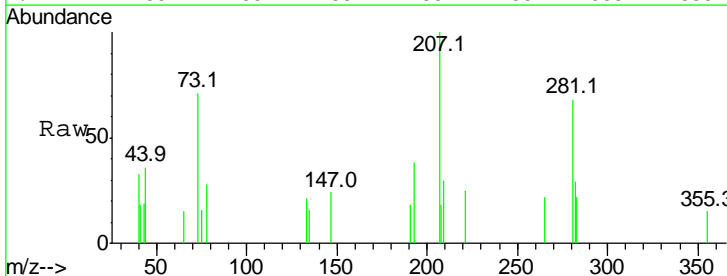
Instrument :
 BNA_M
 ClientSampled :

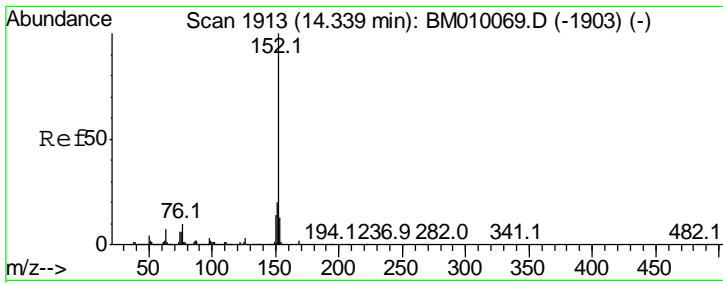
Tgt Ion	Resp	Lower	Upper
162	100		
127	0.0	26.9	40.3#
164	0.0	26.8	40.2#



#47
 2-Nitroaniline
 Concen: 0.02 ng
 RT: 13.74 min Scan# 1812
 Delta R.T. 0.02 min
 Lab File: BM010086.D
 Acq: 20 May 2017 01:26

Tgt Ion	Resp	Lower	Upper
65	100		
92	0.0	59.1	88.7#
138	0.0	93.9	140.9#

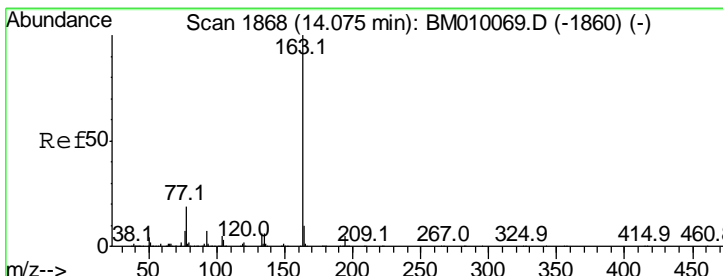
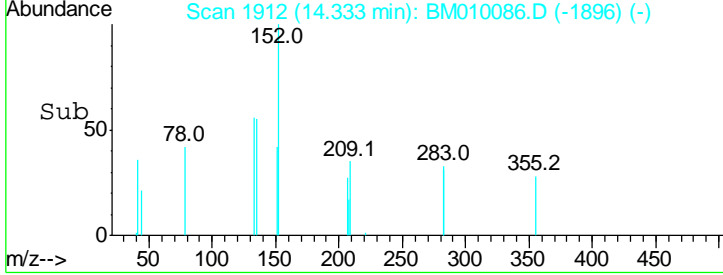
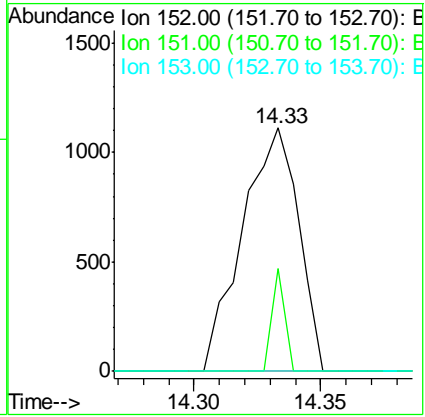
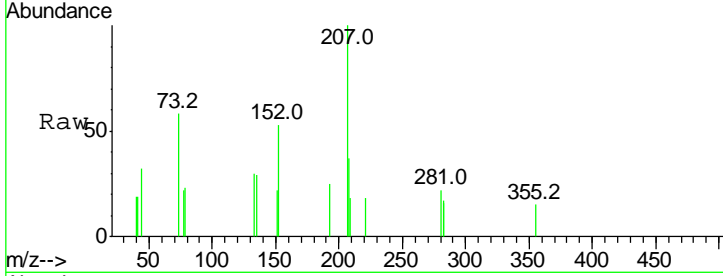




#48
 Acenaphthylene
 Concen: 0.05 ng
 RT: 14.33 min Scan# 1912
 Delta R.T. -0.01 min
 Lab File: BM010086.D
 Acq: 20 May 2017 01:26

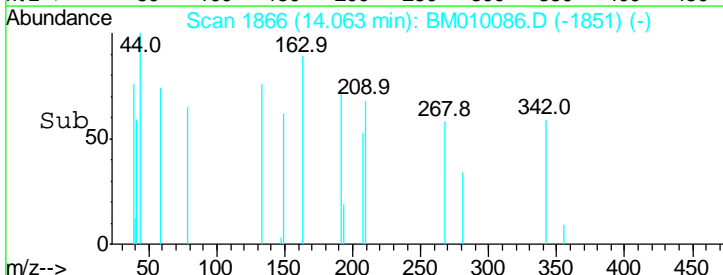
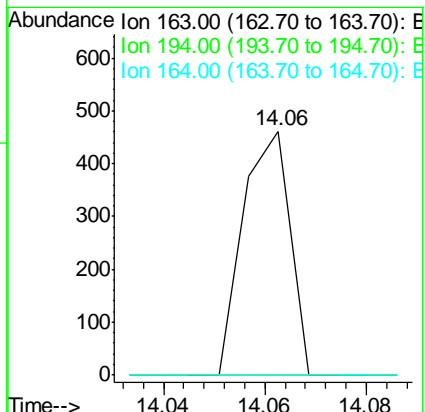
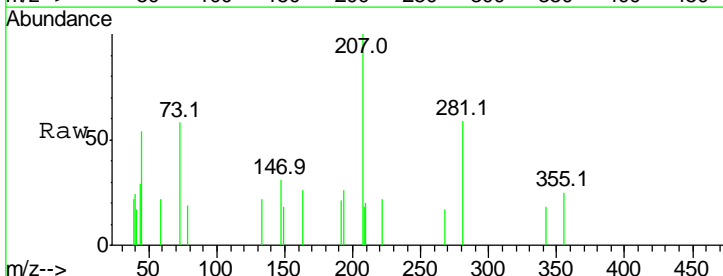
Instrument :
 BNA_M
 ClientSampled :

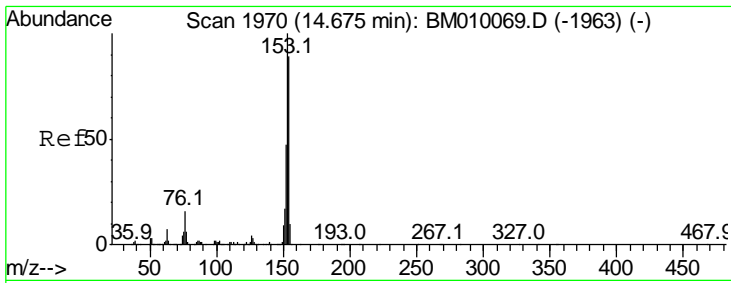
Tgt Ion	Resp	Lower	Upper
152	100		
151	42.0	15.9	23.9#
153	0.0	10.6	16.0#



#49
 Dimethylphthalate
 Concen: 0.01 ng
 RT: 14.06 min Scan# 1866
 Delta R.T. -0.01 min
 Lab File: BM010086.D
 Acq: 20 May 2017 01:26

Tgt Ion	Resp	Lower	Upper
163	100		
194	0.0	2.7	4.1#
164	0.0	8.2	12.2#

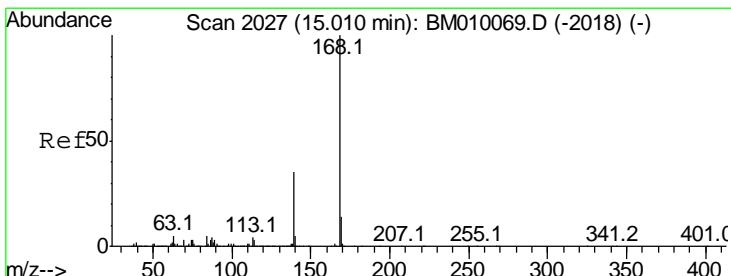
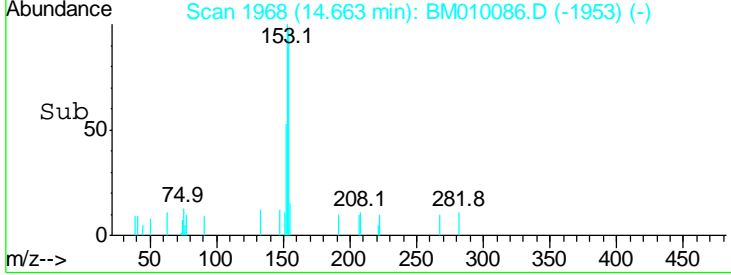
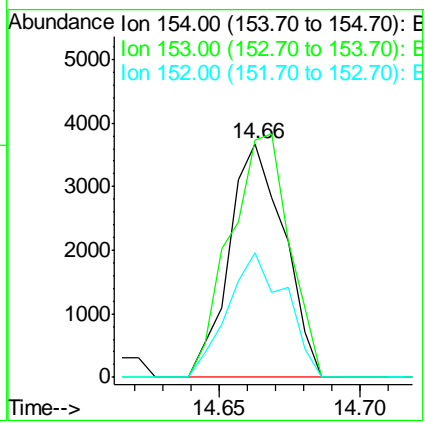
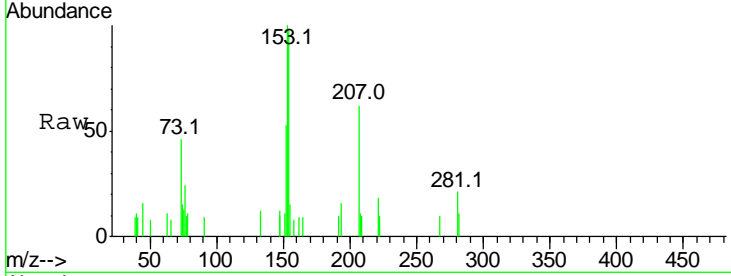




#51
 Acenaphthene
 Concen: 0.23 ng
 RT: 14.66 min Scan# 1968
 Delta R.T. -0.01 min
 Lab File: BM010086.D
 Acq: 20 May 2017 01:26

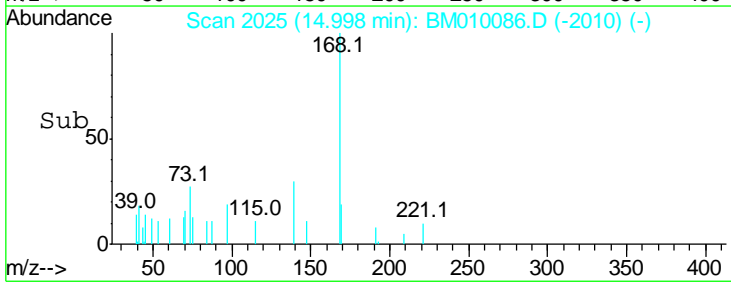
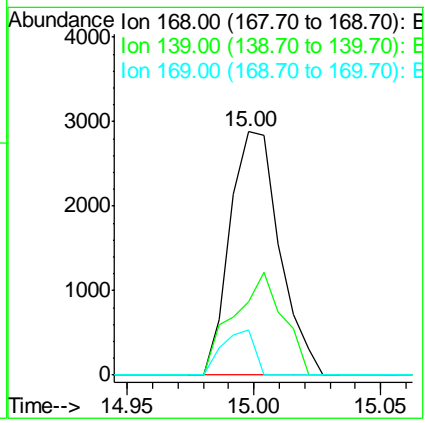
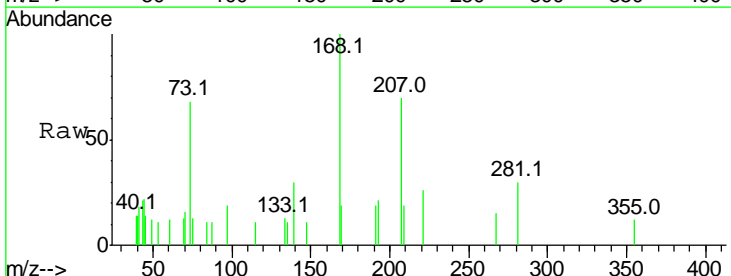
Instrument :
 BNA_M
 ClientSampled :

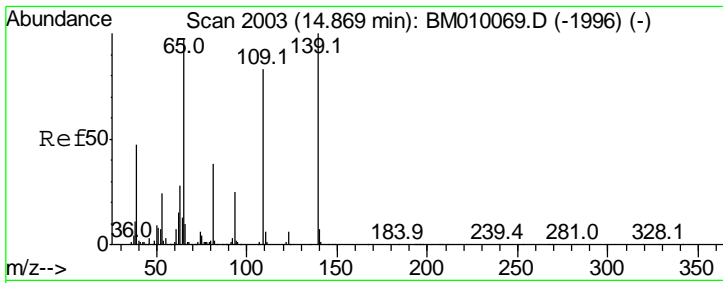
Tgt Ion	Resp	Lower	Upper
154	100		
153	101.8	90.0	135.0
152	53.5	42.6	63.8



#54
 Dibenzofuran
 Concen: 0.11 ng
 RT: 15.00 min Scan# 2025
 Delta R.T. -0.01 min
 Lab File: BM010086.D
 Acq: 20 May 2017 01:26

Tgt Ion	Resp	Lower	Upper
168	100		
139	30.2	27.3	40.9
169	18.8	10.6	16.0#

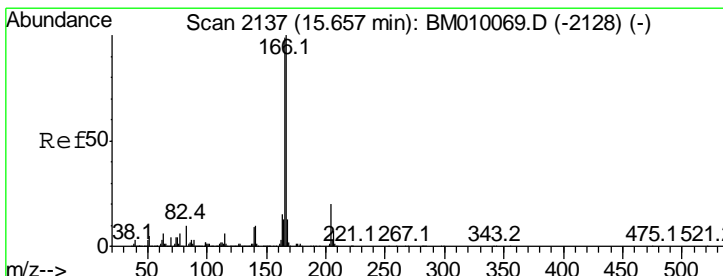
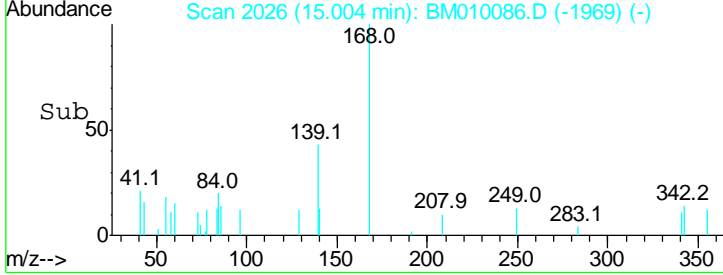
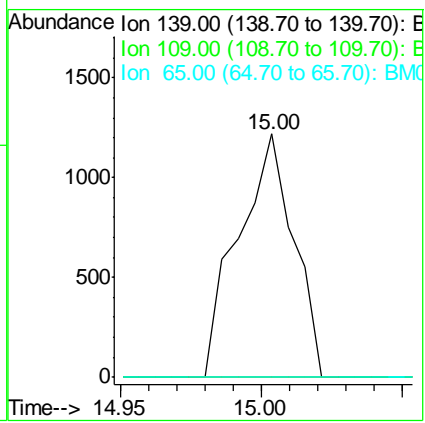
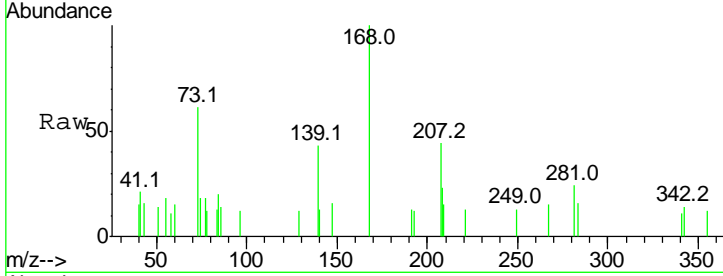




#55
 4-Nitrophenol
 Concen: 0.36 ng
 RT: 15.00 min Scan# 2026
 Delta R.T. 0.14 min
 Lab File: BM010086.D
 Acq: 20 May 2017 01:26

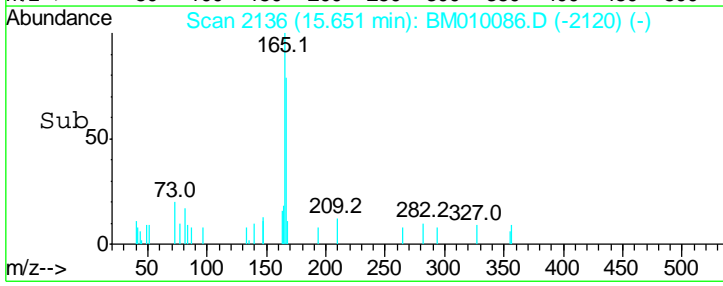
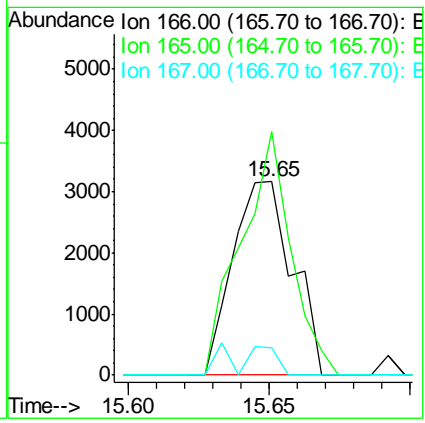
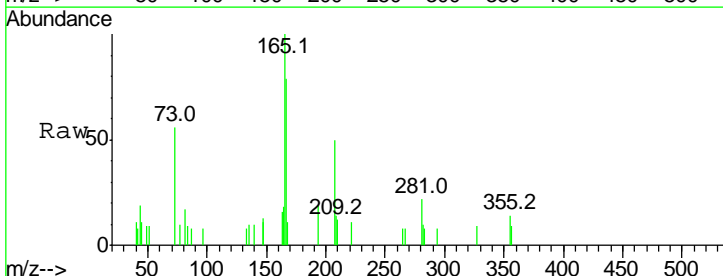
Instrument :
 BNA_M
 ClientSampled :

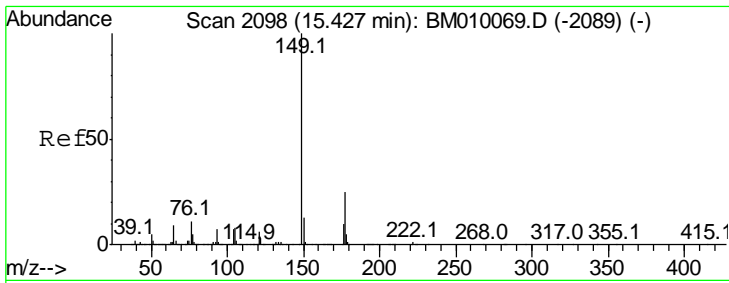
Tgt Ion	Resp	Lower	Upper
139	100		
109	0.0	37.7	77.7#
65	0.0	49.9	89.9#



#57
 Fluorene
 Concen: 0.15 ng
 RT: 15.65 min Scan# 2136
 Delta R.T. -0.01 min
 Lab File: BM010086.D
 Acq: 20 May 2017 01:26

Tgt Ion	Resp	Lower	Upper
166	100		
165	126.0	79.0	118.4#
167	14.1	10.3	15.5

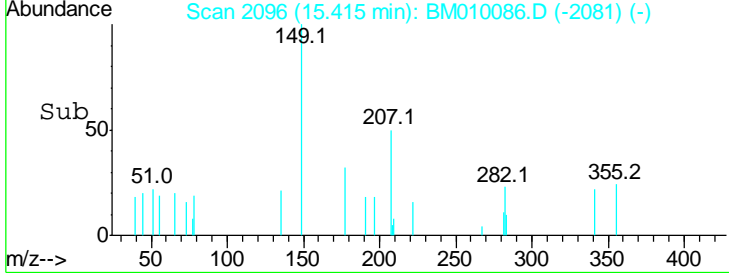
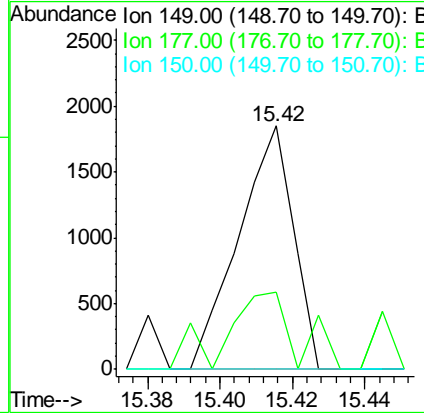
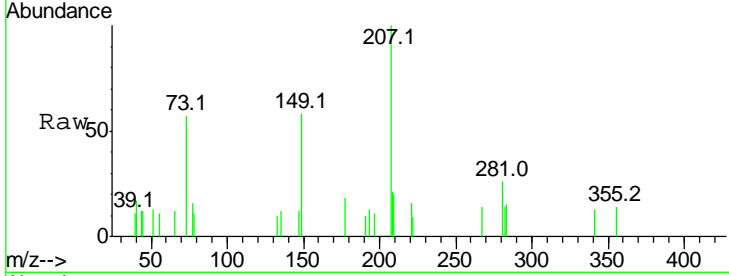




#59
 Diethylphthalate
 Concen: 0.06 ng
 RT: 15.42 min Scan# 2096
 Delta R.T. -0.01 min
 Lab File: BM010086.D
 Acq: 20 May 2017 01:26

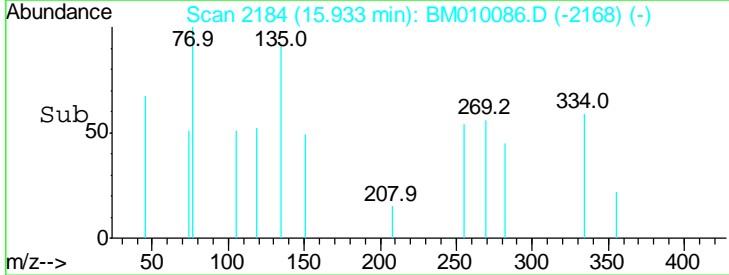
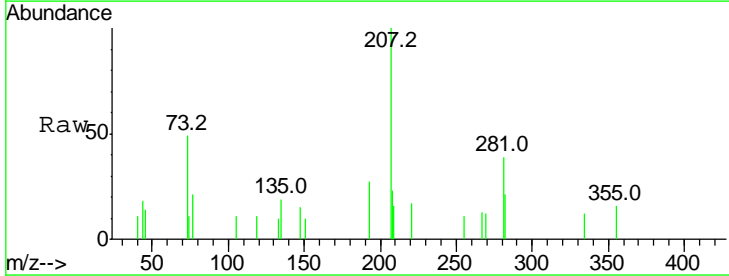
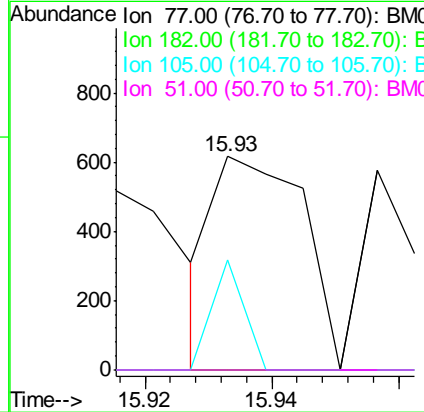
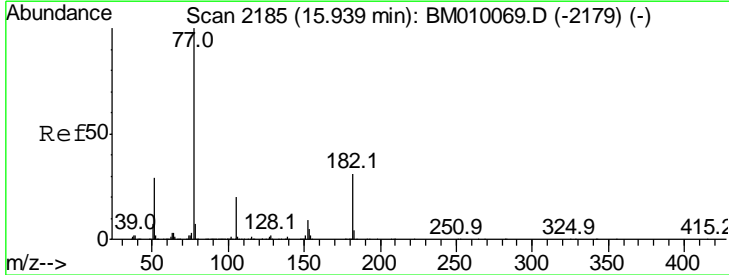
Instrument :
 BNA_M
 ClientSampled :

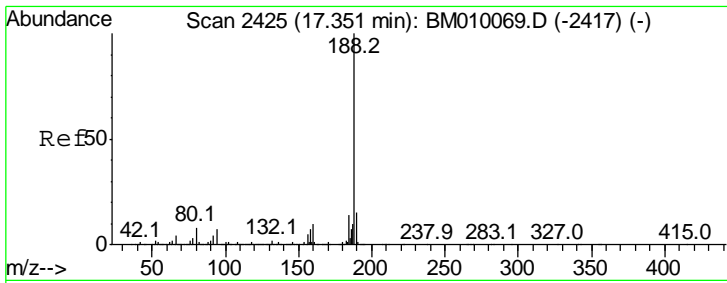
Tgt Ion	Resp	Lower	Upper
149	100		
177	31.6	18.3	27.5#
150	0.0	9.8	14.8#



#62
 Azobenzene
 Concen: 0.03 ng
 RT: 15.93 min Scan# 2184
 Delta R.T. -0.01 min
 Lab File: BM010086.D
 Acq: 20 May 2017 01:26

Tgt Ion	Resp	Lower	Upper
77	100		
182	0.0	6.5	46.5#
105	51.2	3.8	43.8#
51	0.0	5.5	45.5#

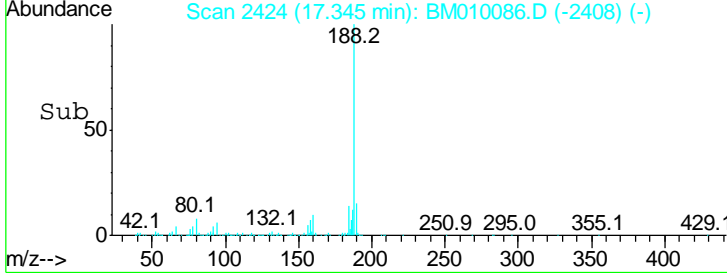
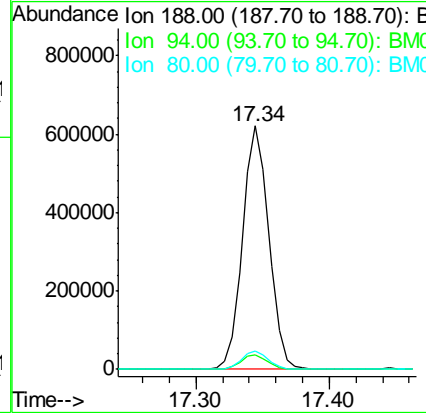
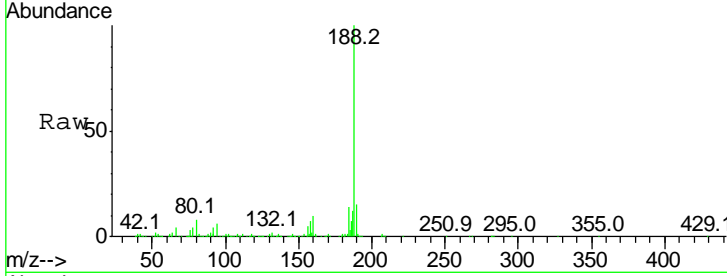




#63
 Phenanthrene-d10
 Concen: 20.00 ng
 RT: 17.34 min Scan# 2424
 Delta R.T. -0.01 min
 Lab File: BM010086.D
 Acq: 20 May 2017 01:26

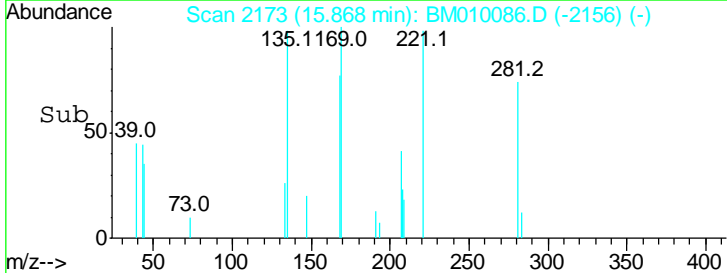
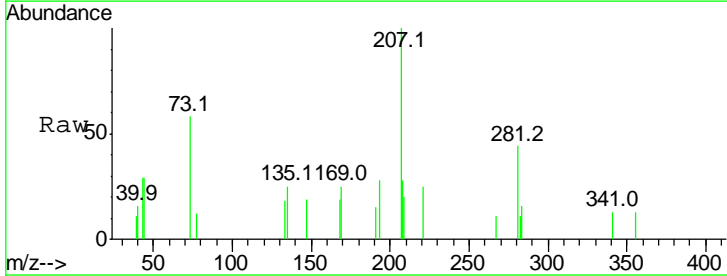
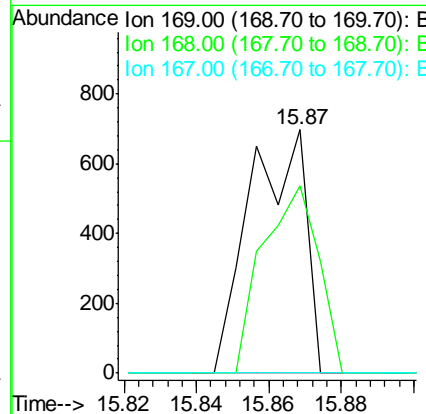
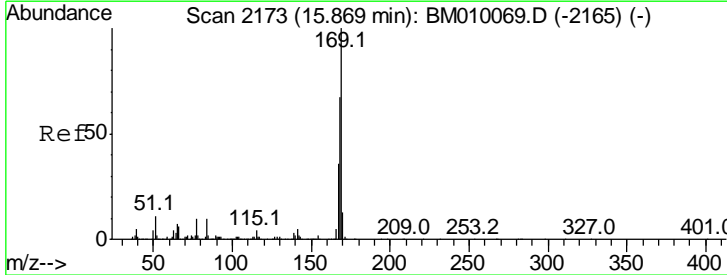
Instrument :
 BNA_M
 ClientSampled :

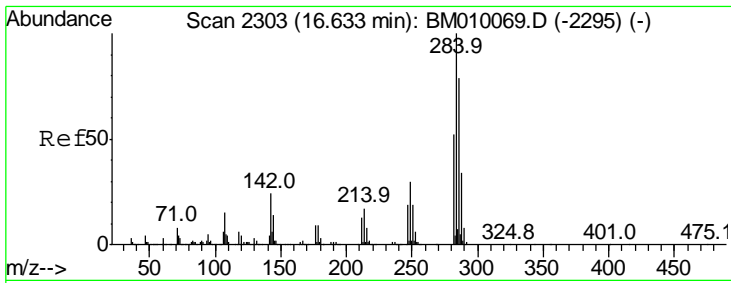
Tgt Ion	Resp	Lower	Upper
188	100		
94	5.9	8.7	13.1#
80	7.8	9.3	13.9#



#65
 n-Nitrosodiphenylamine
 Concen: 0.03 ng
 RT: 15.87 min Scan# 2173
 Delta R.T. -0.00 min
 Lab File: BM010086.D
 Acq: 20 May 2017 01:26

Tgt Ion	Resp	Lower	Upper
169	100		
168	76.8	53.9	80.9
167	0.0	28.9	43.3#

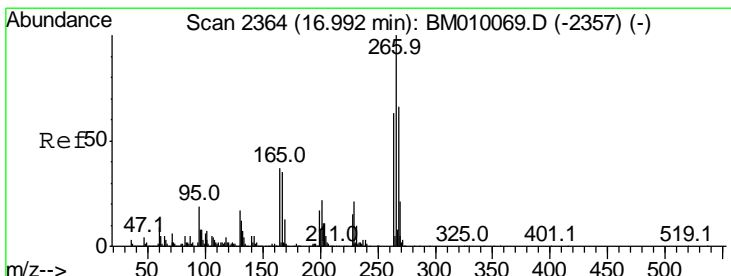
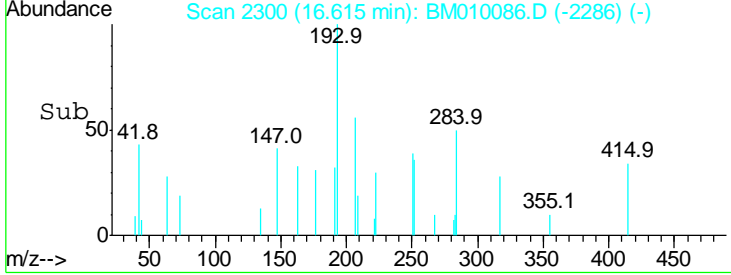
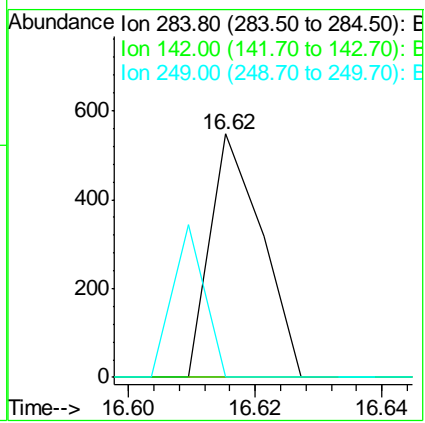
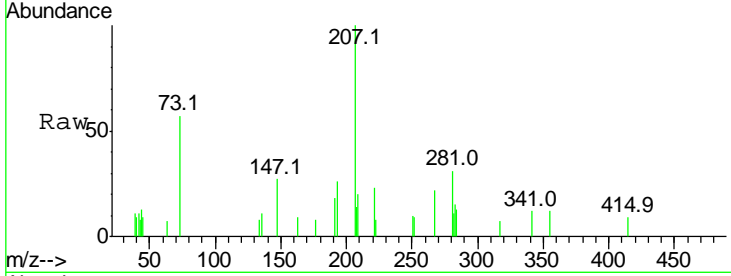




#67
 Hexachlorobenzene
 Concen: 0.02 ng
 RT: 16.62 min Scan# 2300
 Delta R.T. -0.02 min
 Lab File: BM010086.D
 Acq: 20 May 2017 01:26

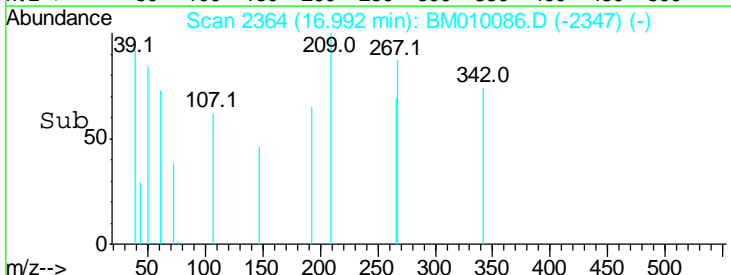
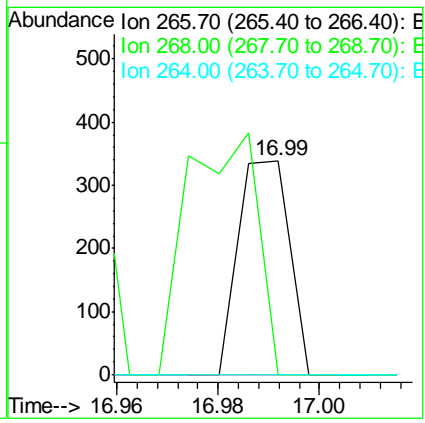
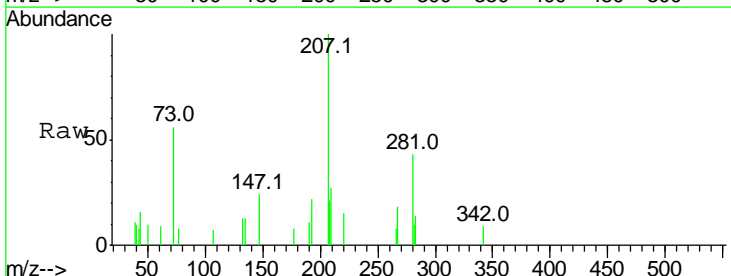
Instrument :
 BNA_M
 ClientSampled :

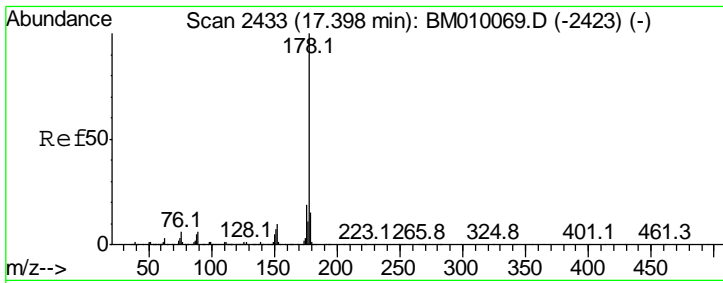
Tgt Ion	Ratio	Lower	Upper
284	100		
142	0.0	20.4	30.6#
249	0.0	23.8	35.6#



#69
 Pentachlorophenol
 Concen: 0.03 ng
 RT: 16.99 min Scan# 2364
 Delta R.T. -0.00 min
 Lab File: BM010086.D
 Acq: 20 May 2017 01:26

Tgt Ion	Ratio	Lower	Upper
266	100		
268	0.0	52.0	78.0#
264	0.0	49.0	73.4#

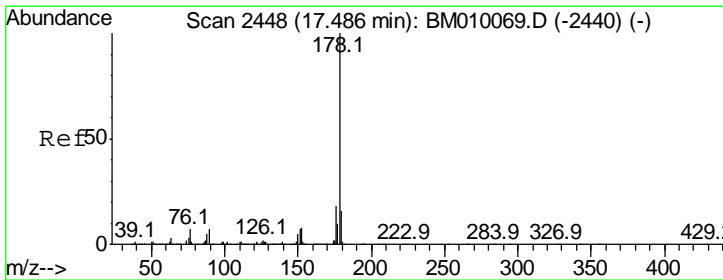
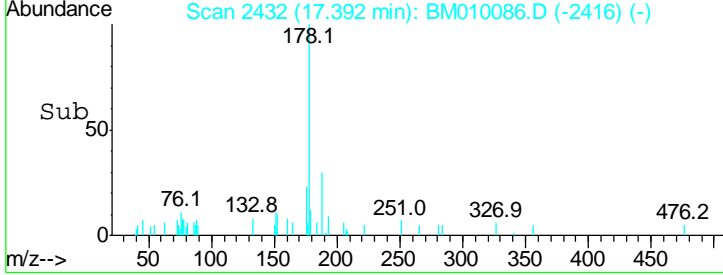
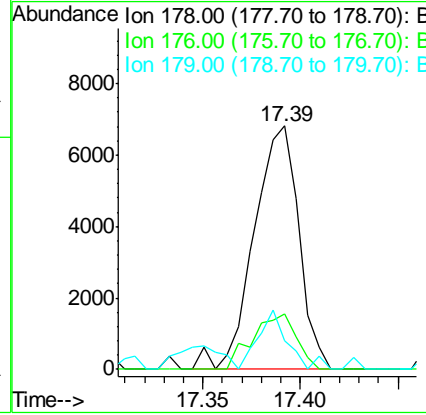
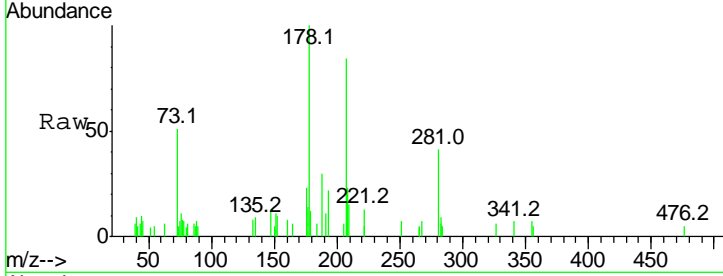




#70
 Phenanthrene
 Concen: 0.23 ng
 RT: 17.39 min Scan# 2432
 Delta R.T. -0.01 min
 Lab File: BM010086.D
 Acq: 20 May 2017 01:26

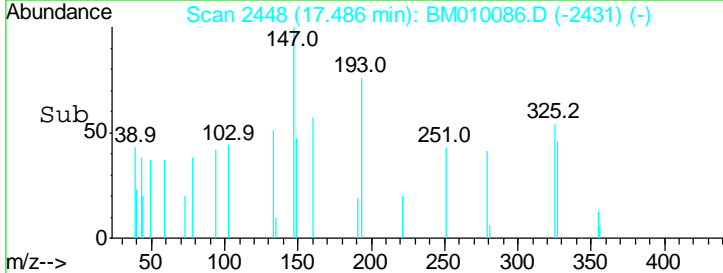
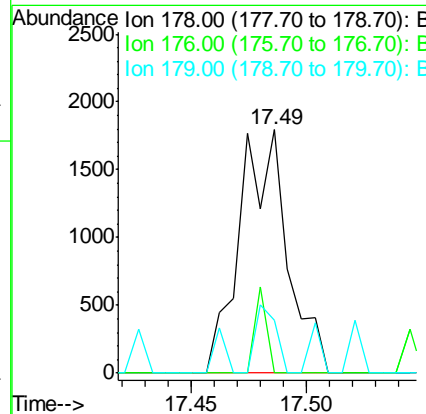
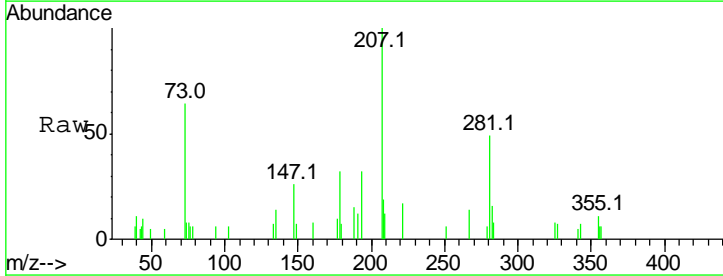
Instrument :
 BNA_M
 ClientSampled :

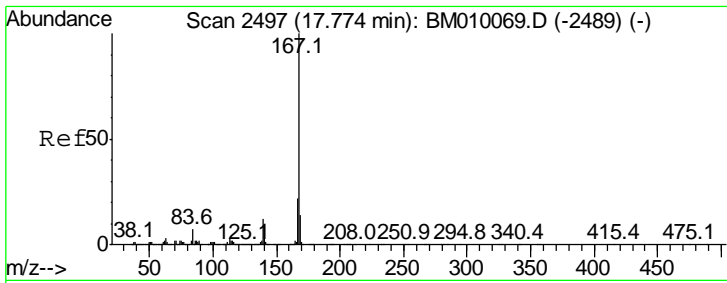
Tgt Ion	Resp	Lower	Upper
178	10830		
176	22.9	15.2	22.8#
179	12.0	12.1	18.1#



#71
 Anthracene
 Concen: 0.06 ng
 RT: 17.49 min Scan# 2448
 Delta R.T. -0.00 min
 Lab File: BM010086.D
 Acq: 20 May 2017 01:26

Tgt Ion	Resp	Lower	Upper
178	2590		
176	0.0	14.6	22.0#
179	21.8	12.6	19.0#

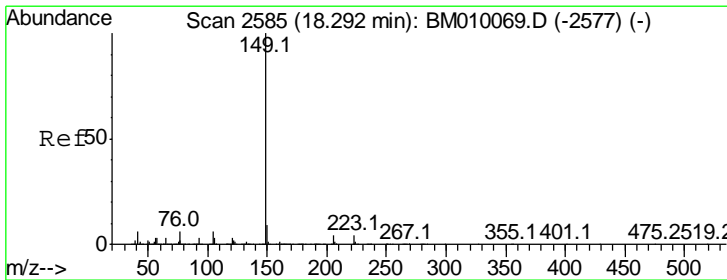
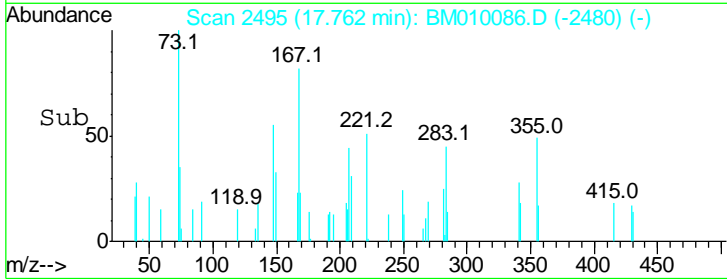
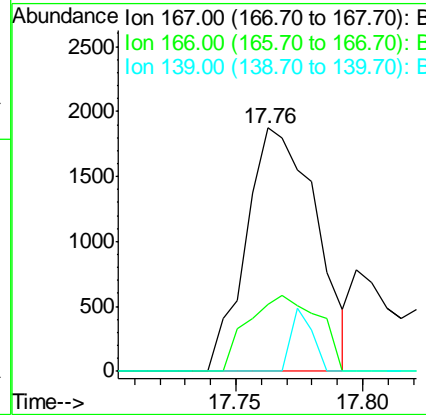
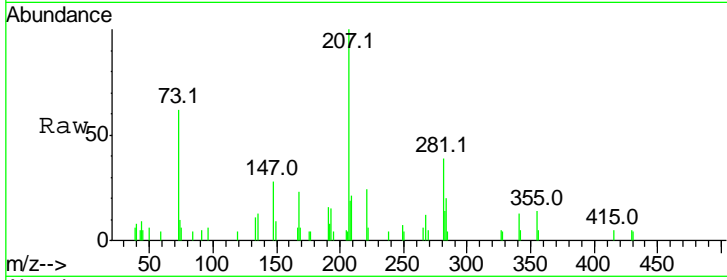




#72
 Carbazole
 Concen: 0.09 ng
 RT: 17.76 min Scan# 2495
 Delta R.T. -0.01 min
 Lab File: BM010086.D
 Acq: 20 May 2017 01:26

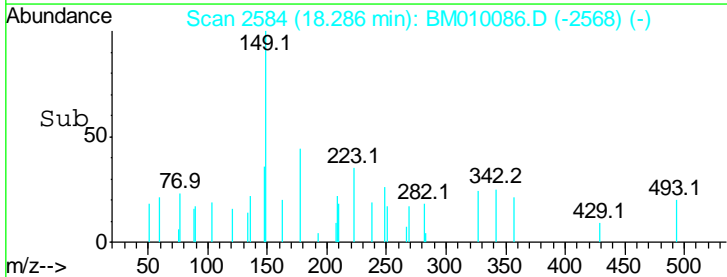
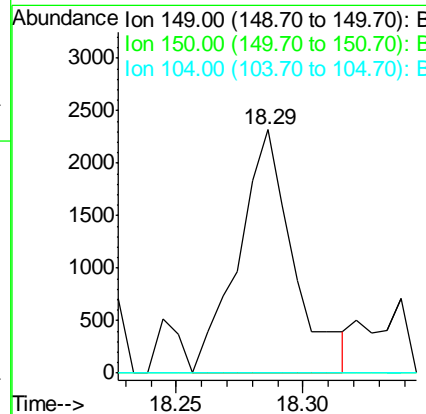
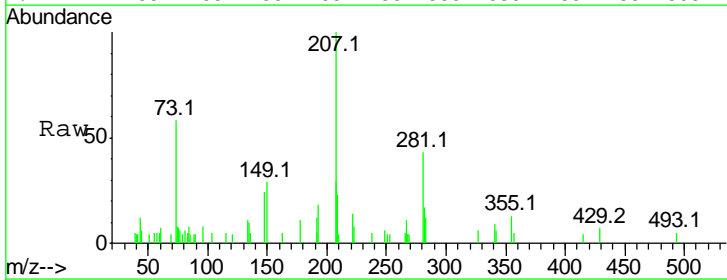
Instrument :
 BNA_M
 ClientSampled :

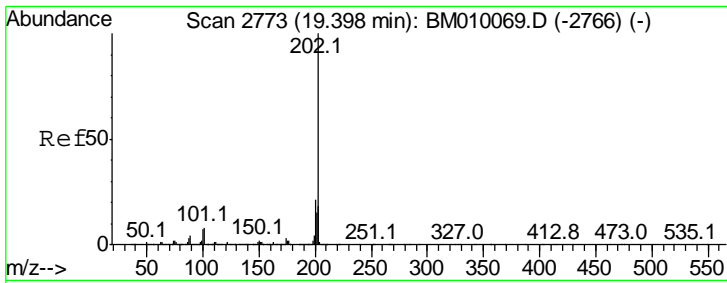
Tgt Ion	Resp	Lower	Upper
167	100		
166	27.7	17.2	25.8#
139	0.0	10.8	16.2#



#73
 Di-n-butylphthalate
 Concen: 0.07 ng
 RT: 18.29 min Scan# 2584
 Delta R.T. -0.01 min
 Lab File: BM010086.D
 Acq: 20 May 2017 01:26

Tgt Ion	Resp	Lower	Upper
149	100		
150	0.0	7.5	11.3#
104	0.0	3.7	5.5#

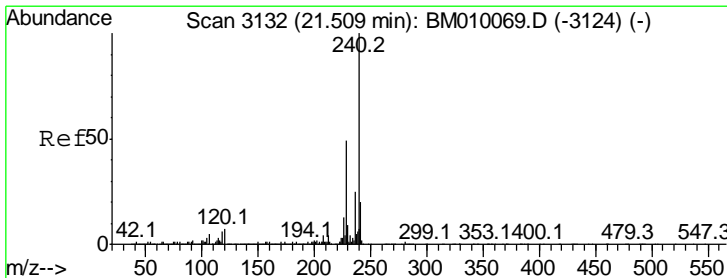
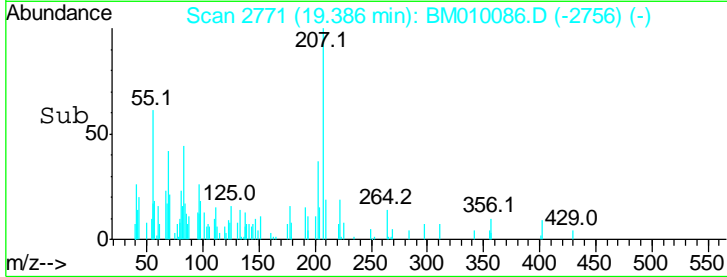
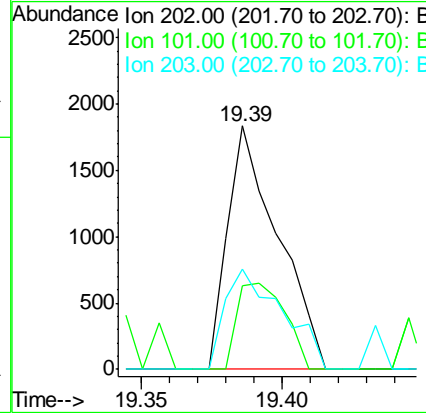
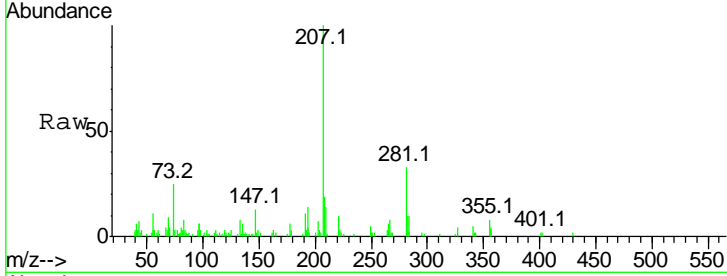




#74
 Fluoranthene
 Concen: 0.04 ng
 RT: 19.39 min Scan# 2771
 Delta R.T. -0.01 min
 Lab File: BM010086.D
 Acq: 20 May 2017 01:26

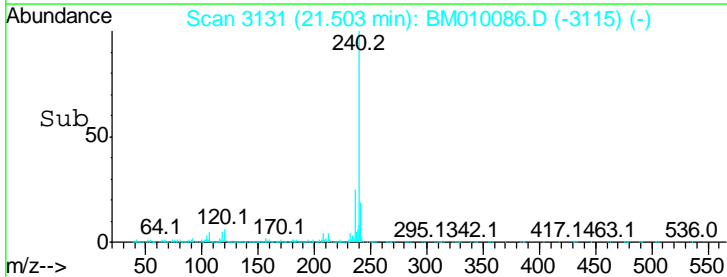
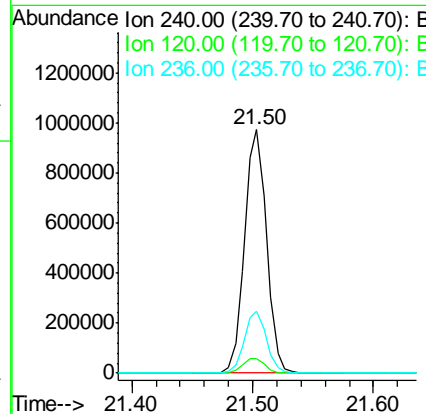
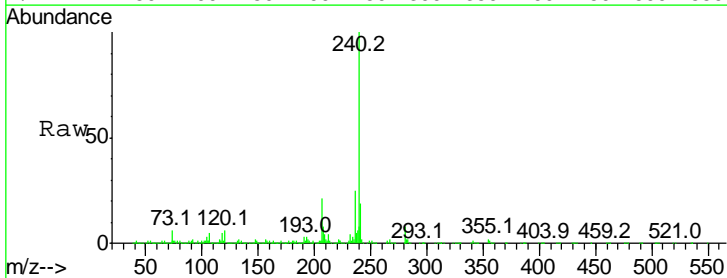
Instrument :
 BNA_M
 ClientSampled :

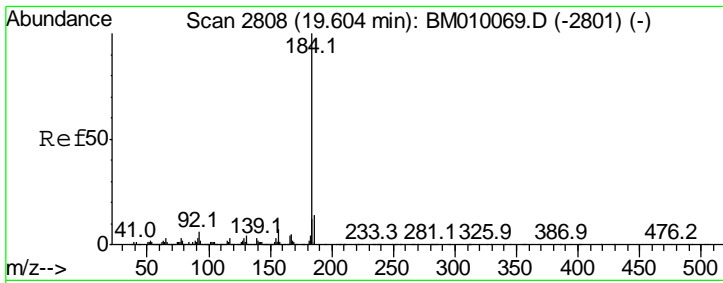
Tgt Ion	Resp	Lower	Upper
202	100		
101	34.2	0.0	28.7#
203	41.3	0.0	37.2#



#75
 Chrysene-d12
 Concen: 20.00 ng
 RT: 21.50 min Scan# 3131
 Delta R.T. -0.01 min
 Lab File: BM010086.D
 Acq: 20 May 2017 01:26

Tgt Ion	Resp	Lower	Upper
240	100		
120	6.1	8.2	12.2#
236	25.3	20.0	30.0

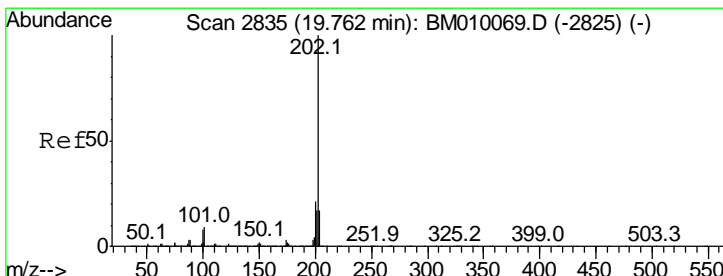
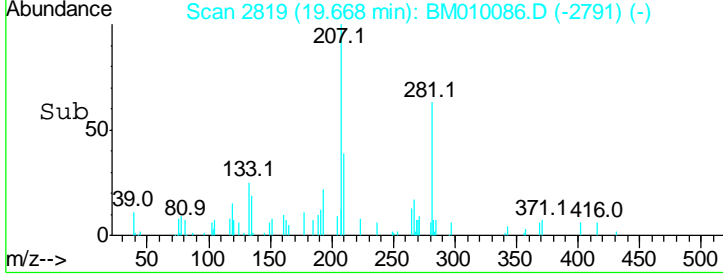
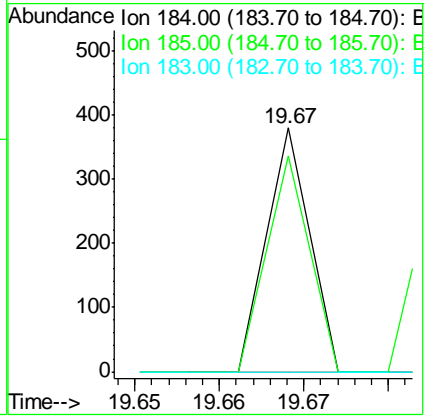
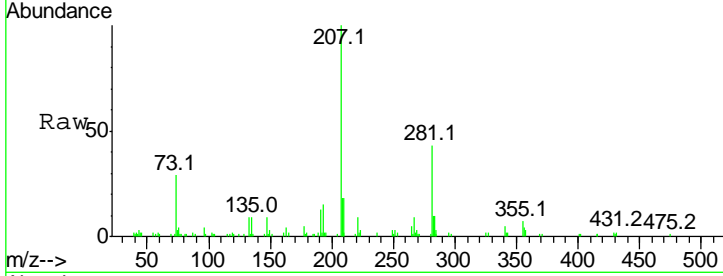




#76
 Benzidine
 Concen: 0.01 ng
 RT: 19.67 min Scan# 2819
 Delta R.T. 0.06 min
 Lab File: BM010086.D
 Acq: 20 May 2017 01:26

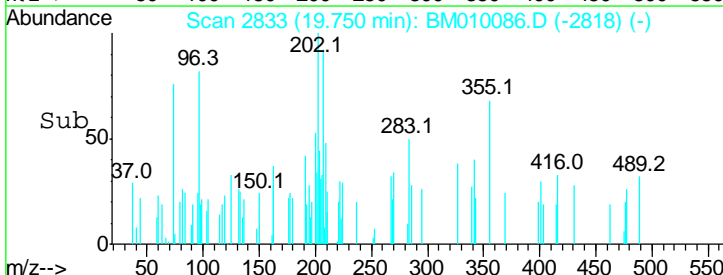
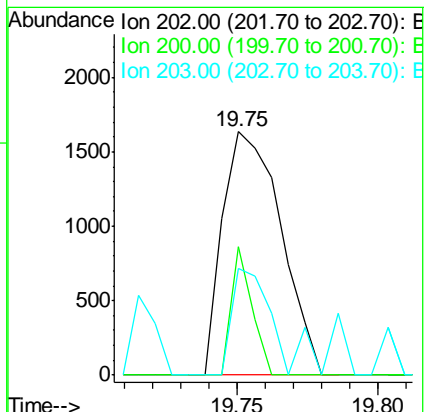
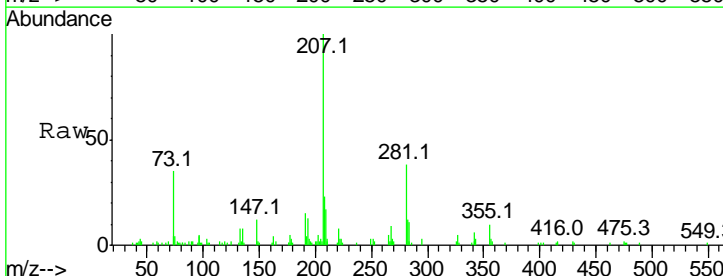
Instrument :
 BNA_M
 ClientSampled :

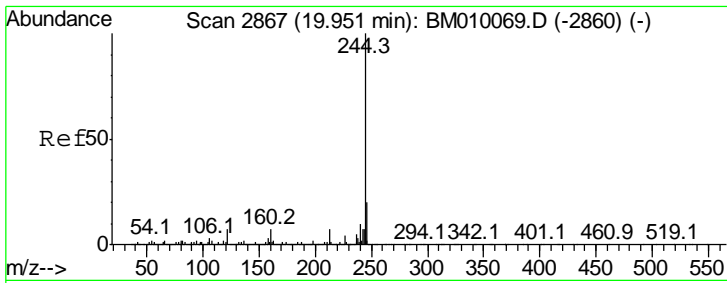
Tgt Ion	Resp	Lower	Upper
184	100		
185	88.4	11.3	16.9#
183	0.0	8.9	13.3#



#77
 Pyrene
 Concen: 0.04 ng
 RT: 19.75 min Scan# 2833
 Delta R.T. -0.01 min
 Lab File: BM010086.D
 Acq: 20 May 2017 01:26

Tgt Ion	Resp	Lower	Upper
202	100		
200	52.6	16.9	25.3#
203	43.6	14.1	21.1#

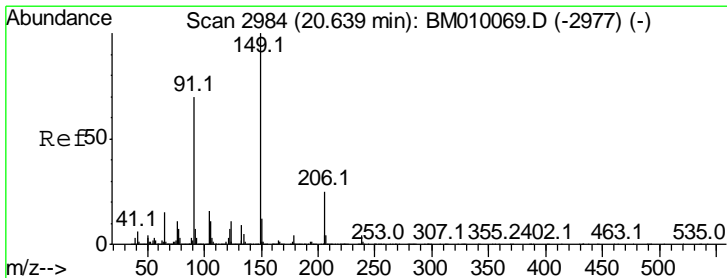
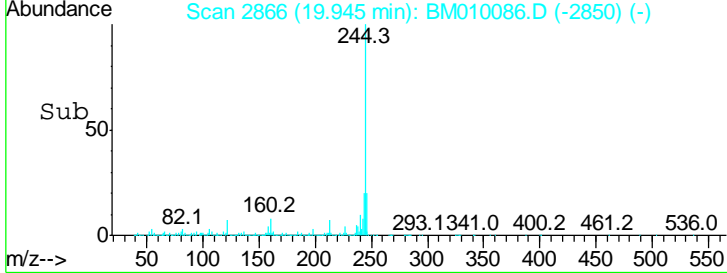
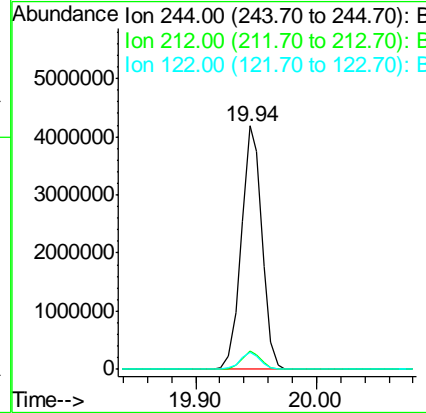
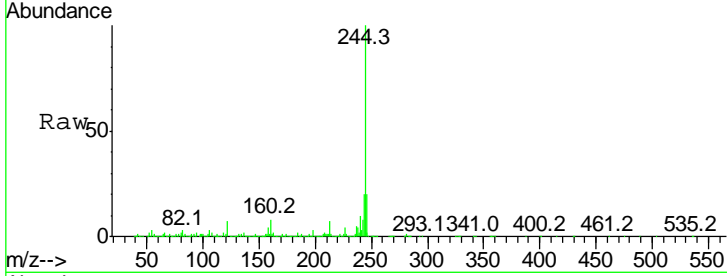




#78
 Terphenyl-d14
 Concen: 91.19 ng
 RT: 19.94 min Scan# 2866
 Delta R.T. -0.01 min
 Lab File: BM010086.D
 Acq: 20 May 2017 01:26

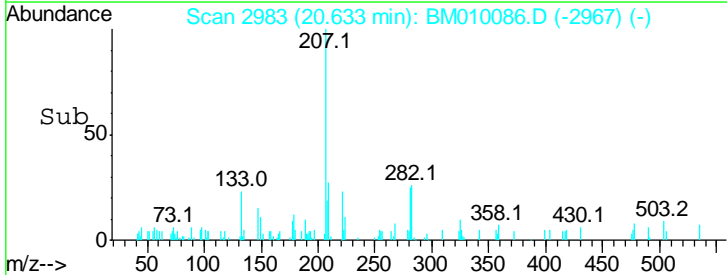
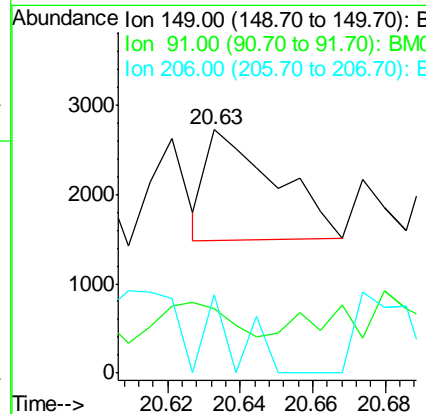
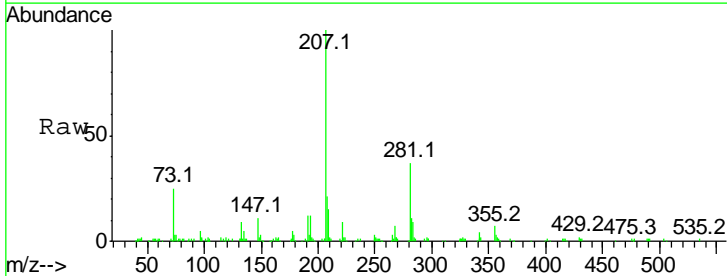
Instrument :
 BNA_M
 ClientSampled :

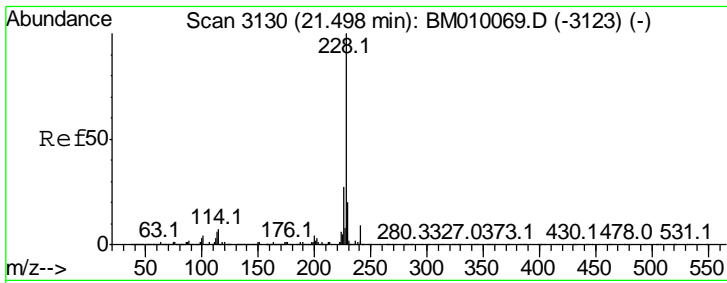
Tgt Ion	Ratio	Lower	Upper
244	100		
212	7.3	4.9	7.3
122	7.0	6.2	9.4



#79
 Butylbenzylphthalate
 Concen: 0.07 ng
 RT: 20.63 min Scan# 2983
 Delta R.T. -0.01 min
 Lab File: BM010086.D
 Acq: 20 May 2017 01:26

Tgt Ion	Ratio	Lower	Upper
149	100		
91	26.6	50.1	75.1#
206	32.1	16.2	24.2#

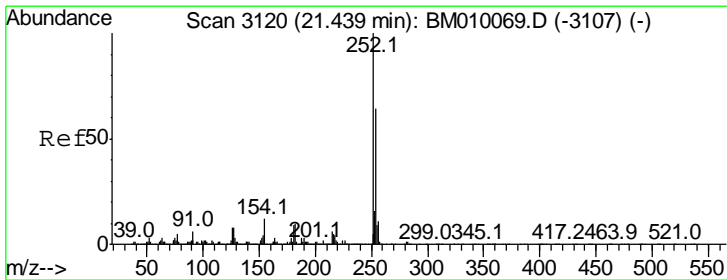
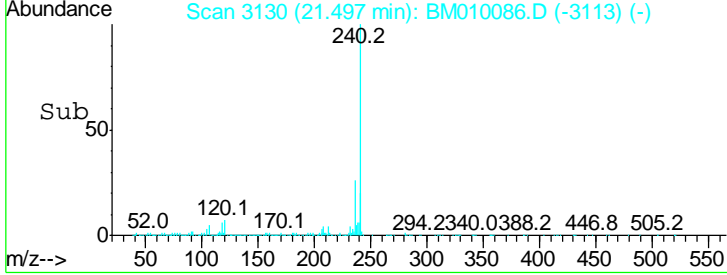
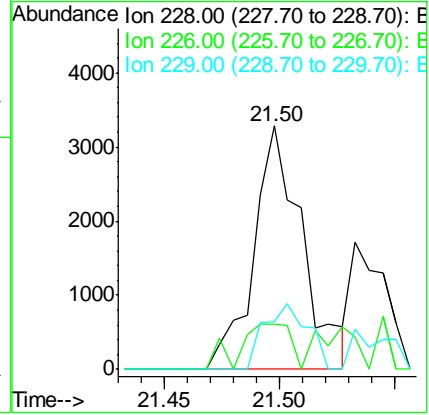
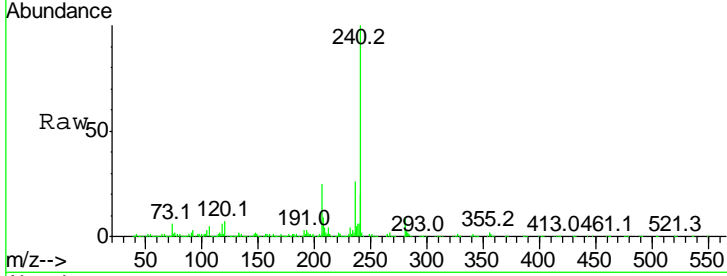




#80
 Benzo(a)anthracene
 Concen: 0.07 ng
 RT: 21.50 min Scan# 3130
 Delta R.T. -0.00 min
 Lab File: BM010086.D
 Acq: 20 May 2017 01:26

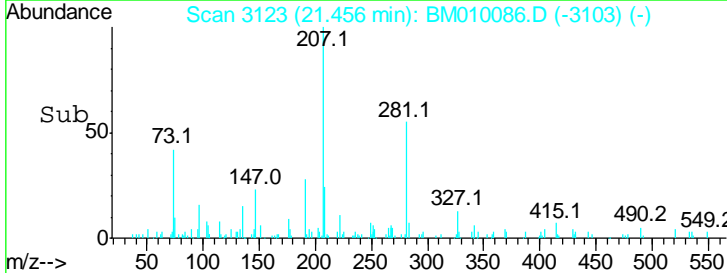
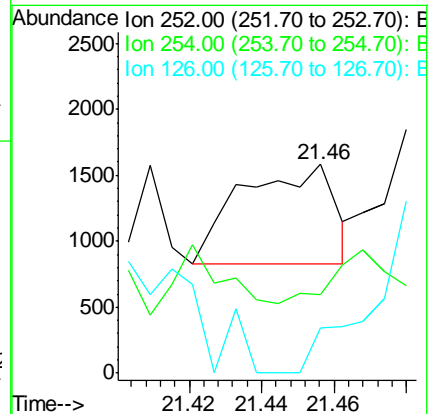
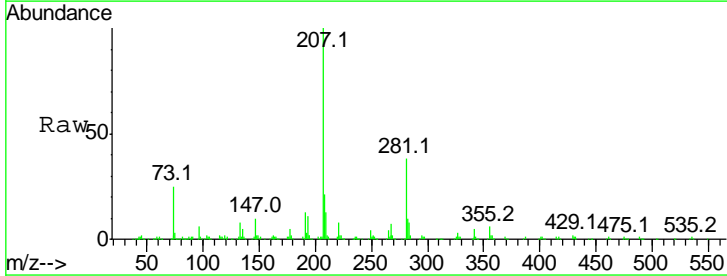
Instrument :
 BNA_M
 ClientSampled :

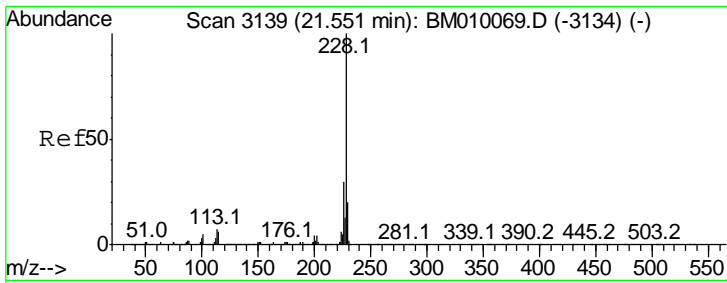
Tgt Ion	Resp	Lower	Upper
228	100		
226	18.6	21.7	32.5#
229	19.8	16.0	24.0



#81
 3,3'-Dichlorobenzidine
 Concen: 0.05 ng
 RT: 21.46 min Scan# 3123
 Delta R.T. 0.02 min
 Lab File: BM010086.D
 Acq: 20 May 2017 01:26

Tgt Ion	Resp	Lower	Upper
252	100		
254	37.6	51.9	77.9#
126	21.7	9.8	14.8#

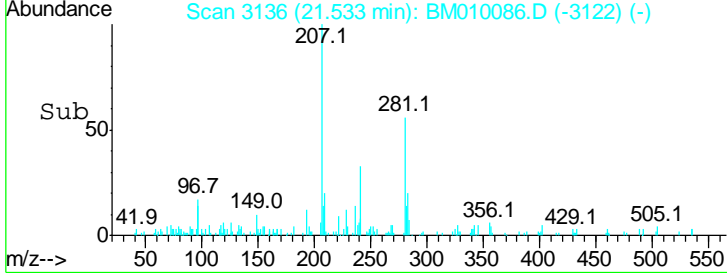
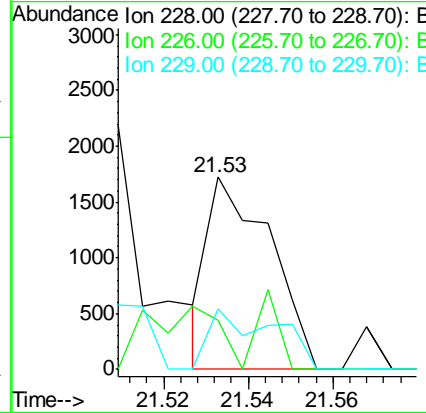
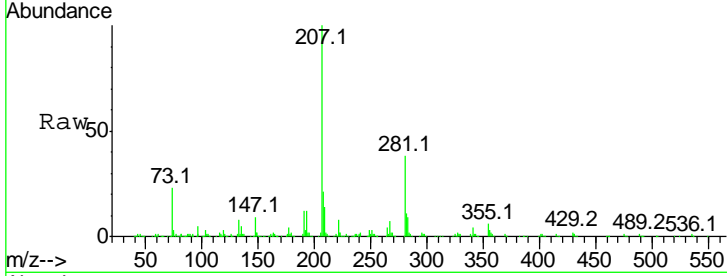




#82
 Chrysene
 Concen: 0.03 ng
 RT: 21.53 min Scan# 3136
 Delta R.T. -0.02 min
 Lab File: BM010086.D
 Acq: 20 May 2017 01:26

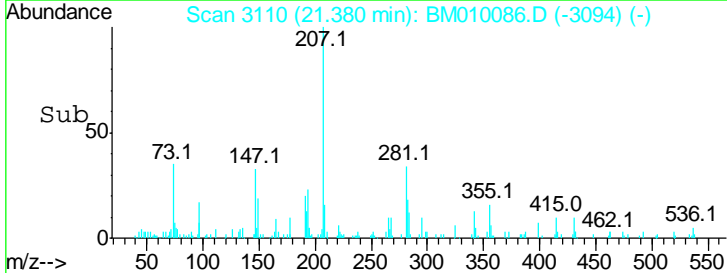
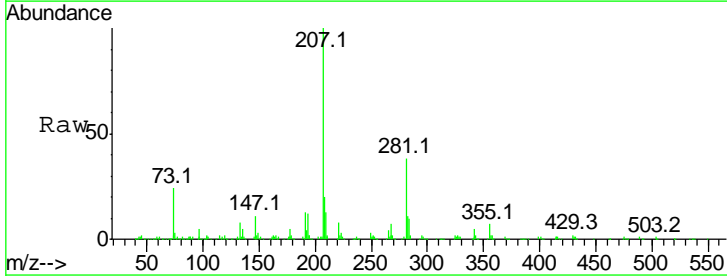
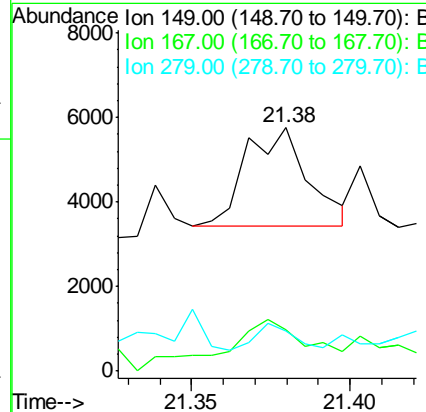
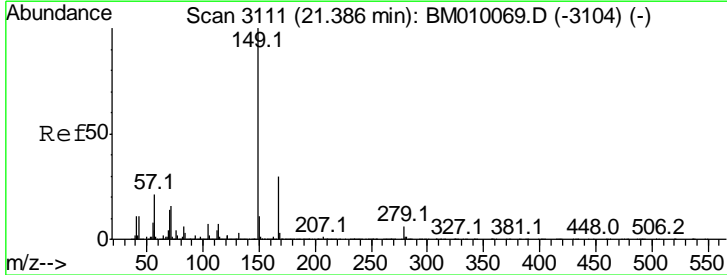
Instrument :
 BNA_M
 ClientSampled :

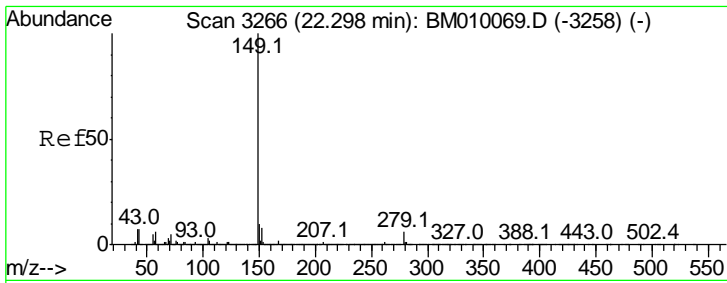
Tgt Ion	Resp	Lower	Upper
228	1758		
226	25.8	24.1	36.1
229	31.9	15.5	23.3#



#83
 Bis(2-ethylhexyl)phthalate
 Concen: 0.09 ng
 RT: 21.38 min Scan# 3110
 Delta R.T. -0.01 min
 Lab File: BM010086.D
 Acq: 20 May 2017 01:26

Tgt Ion	Resp	Lower	Upper
149	3176		
167	17.1	22.4	33.6#
279	16.7	3.4	5.0#

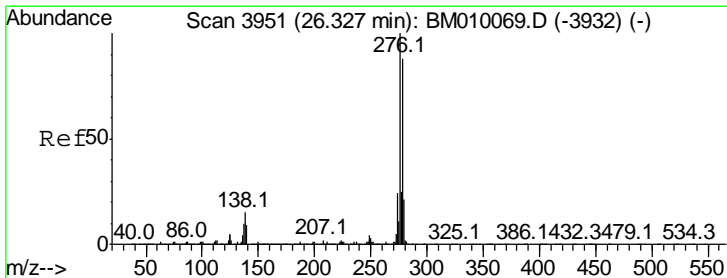
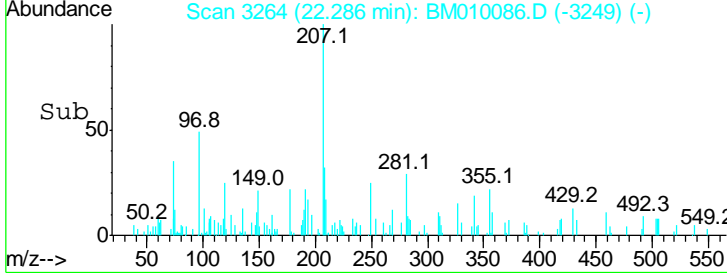
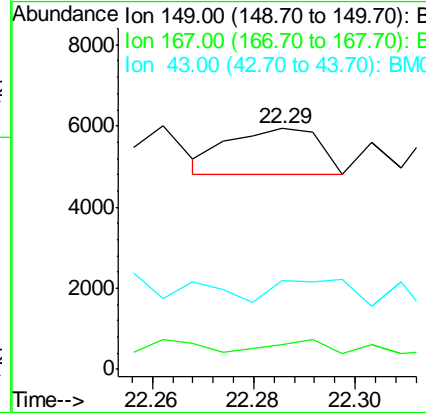
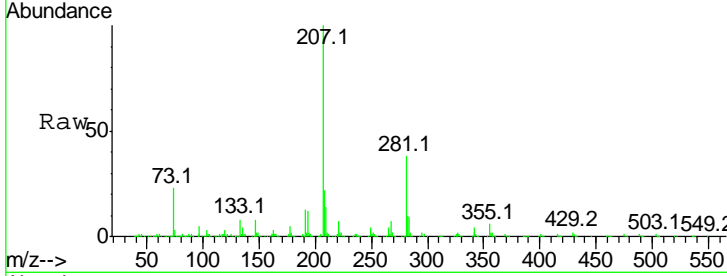




#84
 Di-n-octyl phthalate
 Concen: 0.02 ng
 RT: 22.29 min Scan# 3264
 Delta R.T. -0.01 min
 Lab File: BM010086.D
 Acq: 20 May 2017 01:26

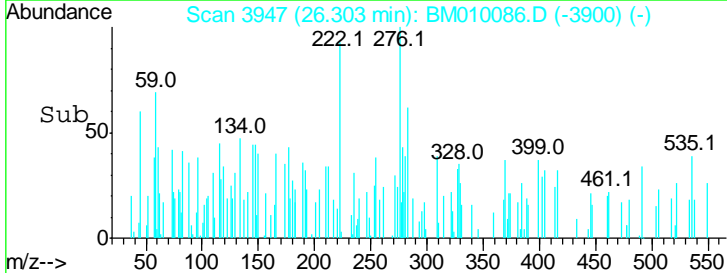
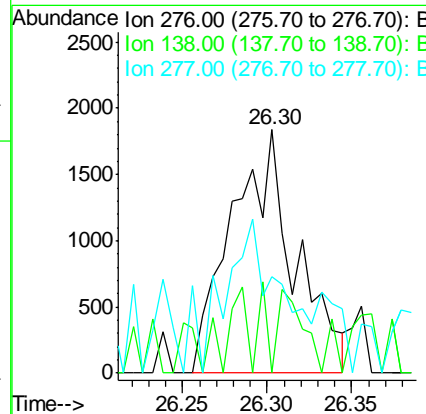
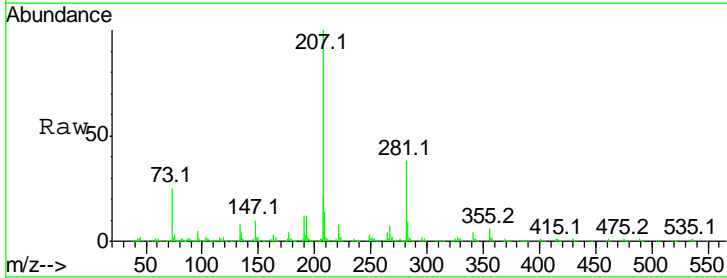
Instrument :
 BNA_M
 ClientSampled :

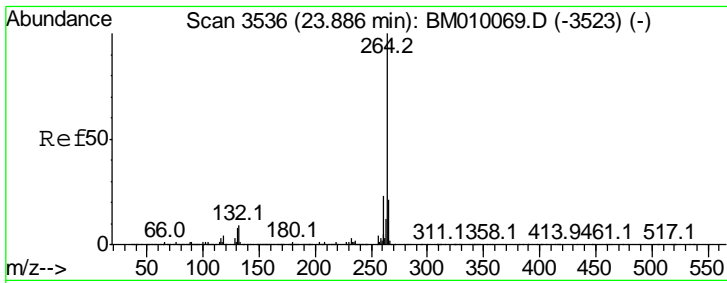
Tgt Ion	Resp	Lower	Upper
149	100		
167	24.9	1.2	1.8#
43	103.5	7.3	10.9#



#85
 Indeno(1,2,3-cd)pyrene
 Concen: 0.05 ng
 RT: 26.30 min Scan# 3947
 Delta R.T. -0.02 min
 Lab File: BM010086.D
 Acq: 20 May 2017 01:26

Tgt Ion	Resp	Lower	Upper
276	100		
138	13.3	0.0	0.0#
277	0.0	0.0	0.0



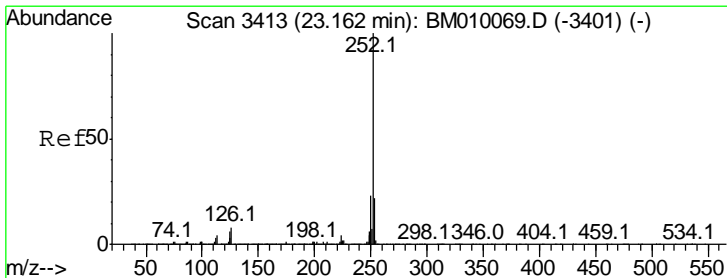
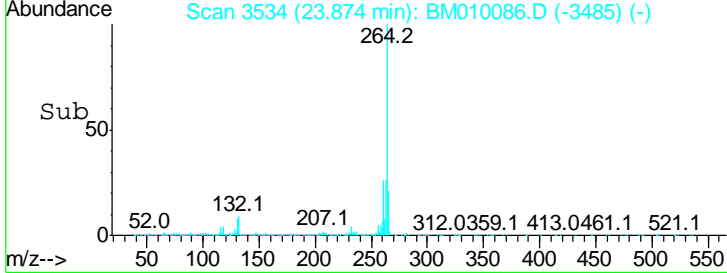
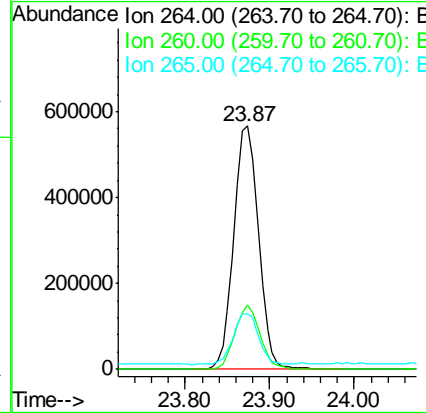
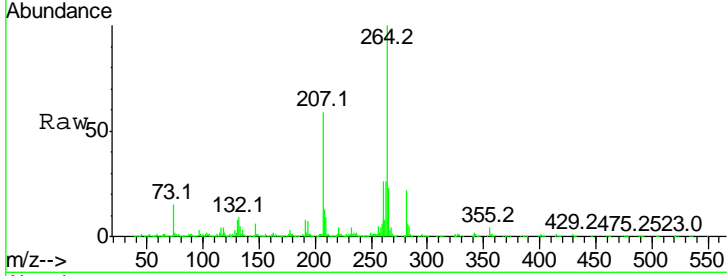


#86
 Perylene-d12
 Concen: 20.00 ng
 RT: 23.87 min Scan# 3534
 Delta R.T. -0.01 min
 Lab File: BM010086.D
 Acq: 20 May 2017 01:26

Instrument :
 BNA_M
 ClientSampled :

Tgt Ion: 264 Resp: 1138599

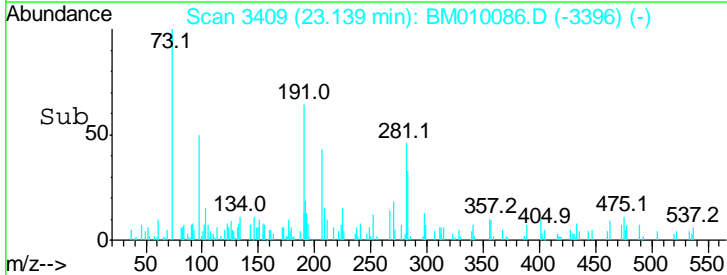
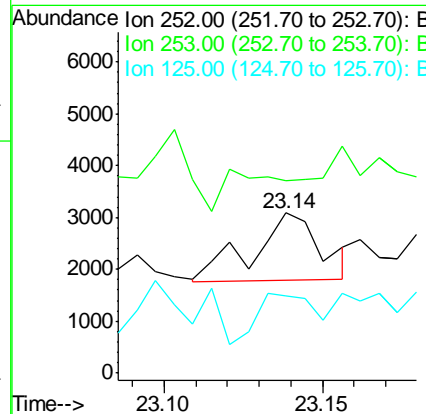
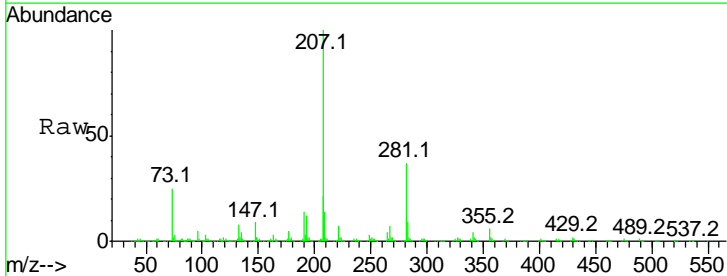
Ion	Ratio	Lower	Upper
264	100		
260	26.3	18.6	27.8
265	22.9	17.3	25.9

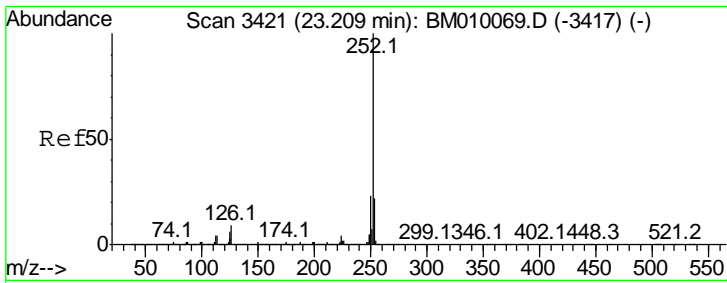


#87
 Benzo(b)fluoranthene
 Concen: 0.03 ng
 RT: 23.14 min Scan# 3409
 Delta R.T. -0.02 min
 Lab File: BM010086.D
 Acq: 20 May 2017 01:26

Tgt Ion: 252 Resp: 1943

Ion	Ratio	Lower	Upper
252	100		
253	120.1	18.0	27.0#
125	48.0	9.9	14.9#

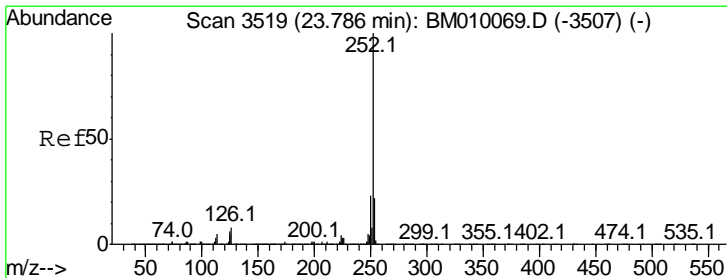
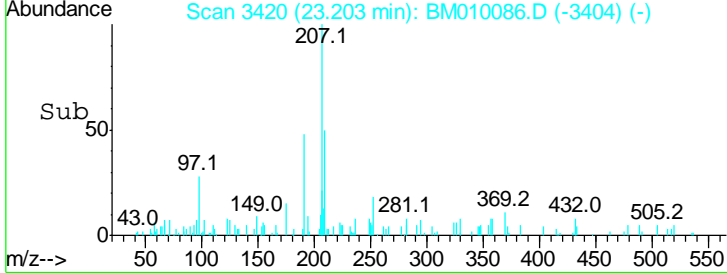
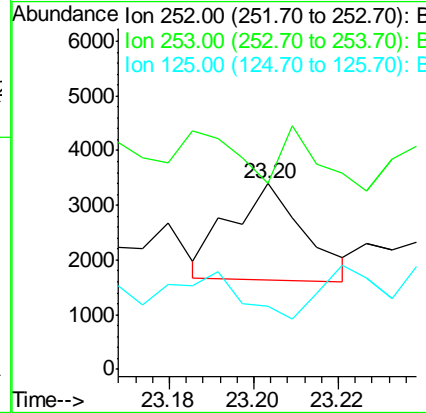
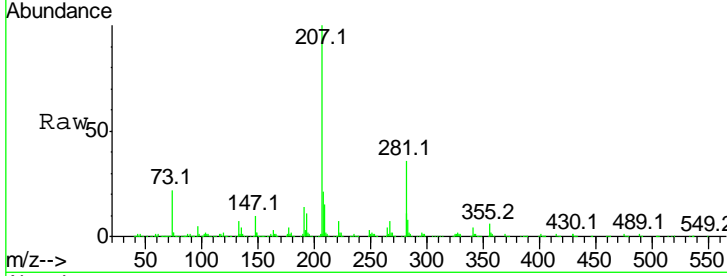




#88
 Benzo(k)fluoranthene
 Concen: 0.03 ng
 RT: 23.20 min Scan# 3420
 Delta R.T. -0.01 min
 Lab File: BM010086.D
 Acq: 20 May 2017 01:26

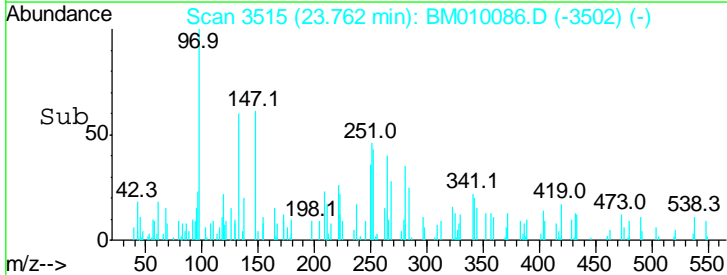
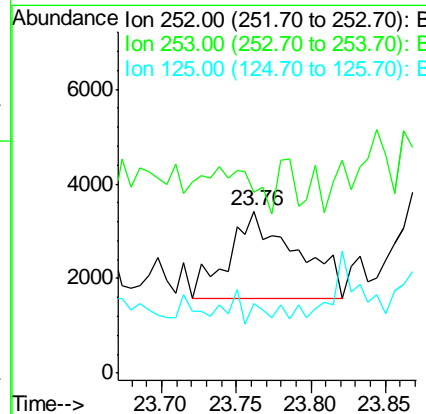
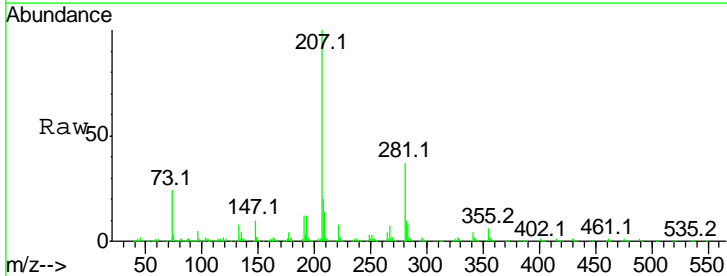
Instrument :
 BNA_M
 ClientSampled :

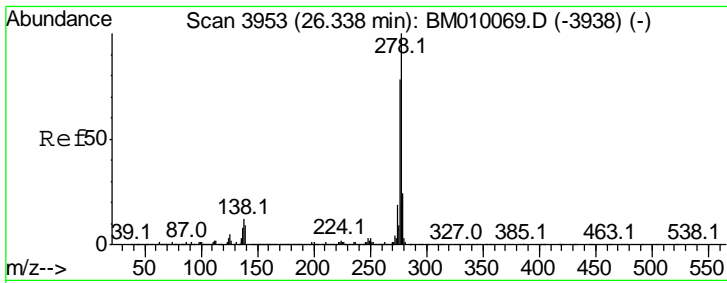
Tgt Ion	Resp	Lower	Upper
252	100		
253	100.5	17.2	25.8#
125	34.3	8.1	12.1#



#89
 Benzo(a)pyrene
 Concen: 0.09 ng
 RT: 23.76 min Scan# 3515
 Delta R.T. -0.02 min
 Lab File: BM010086.D
 Acq: 20 May 2017 01:26

Tgt Ion	Resp	Lower	Upper
252	100		
253	111.3	17.6	26.4#
125	43.1	7.4	11.2#

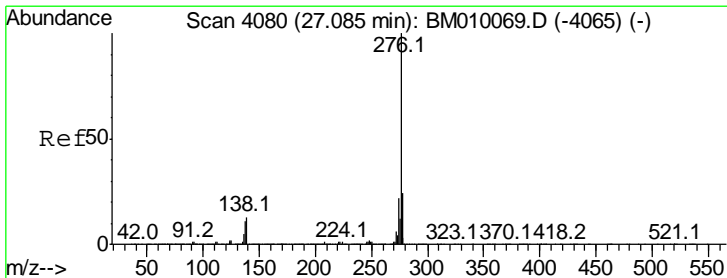
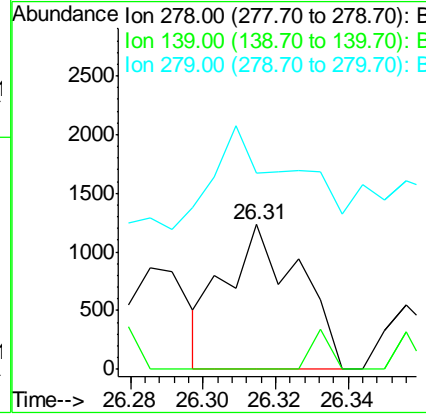
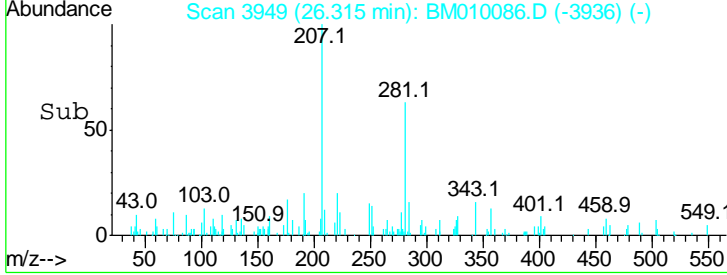
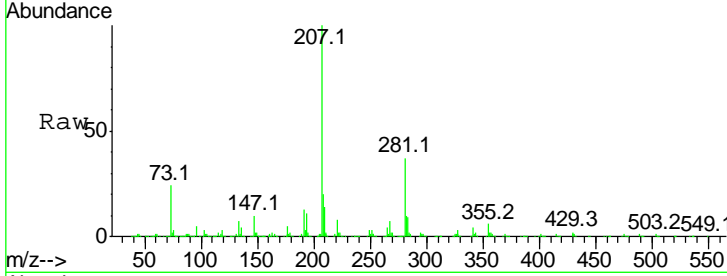




#90
 Dibenzo(a,h)anthracene
 Concen: 0.02 ng
 RT: 26.31 min Scan# 3949
 Delta R.T. -0.02 min
 Lab File: BM010086.D
 Acq: 20 May 2017 01:26

Instrument :
 BNA_M
 ClientSampled :

Tgt Ion	Resp	Lower	Upper
278	1752		
139	0.0	13.4	20.0#
279	135.7	19.0	28.4#



#91
 Benzo(g,h,i)perylene
 Concen: 0.06 ng
 RT: 27.05 min Scan# 4074
 Delta R.T. -0.04 min
 Lab File: BM010086.D
 Acq: 20 May 2017 01:26

Tgt Ion	Resp	Lower	Upper
276	4361		
277	66.4	18.5	27.7#
138	29.9	19.0	28.6#

