

Data Path : Z:\svoasrv\HPCHEM1\BNA\_M\Data\BM051923\  
 Data File : BM039955.D  
 Acq On : 19 May 2023 12:38  
 Operator : CG/JU  
 Sample : SSTD0.466  
 Misc :  
 ALS Vial : 5 Sample Multiplier: 1

Instrument :  
 BNA\_M  
 ClientSampleId :  
 SSTD0.4045

Quant Time: May 19 16:56:06 2023  
 Quant Method : Z:\SVOASRV\HPCHEM1\BNA\_M\METHODS\SFAM-EPA-SIM-BM051923.M  
 Quant Title : ASP BNA STANDARDS FOR 5 POINT CALIBRATION  
 QLast Update : Fri May 19 15:08:18 2023  
 Response via : Initial Calibration

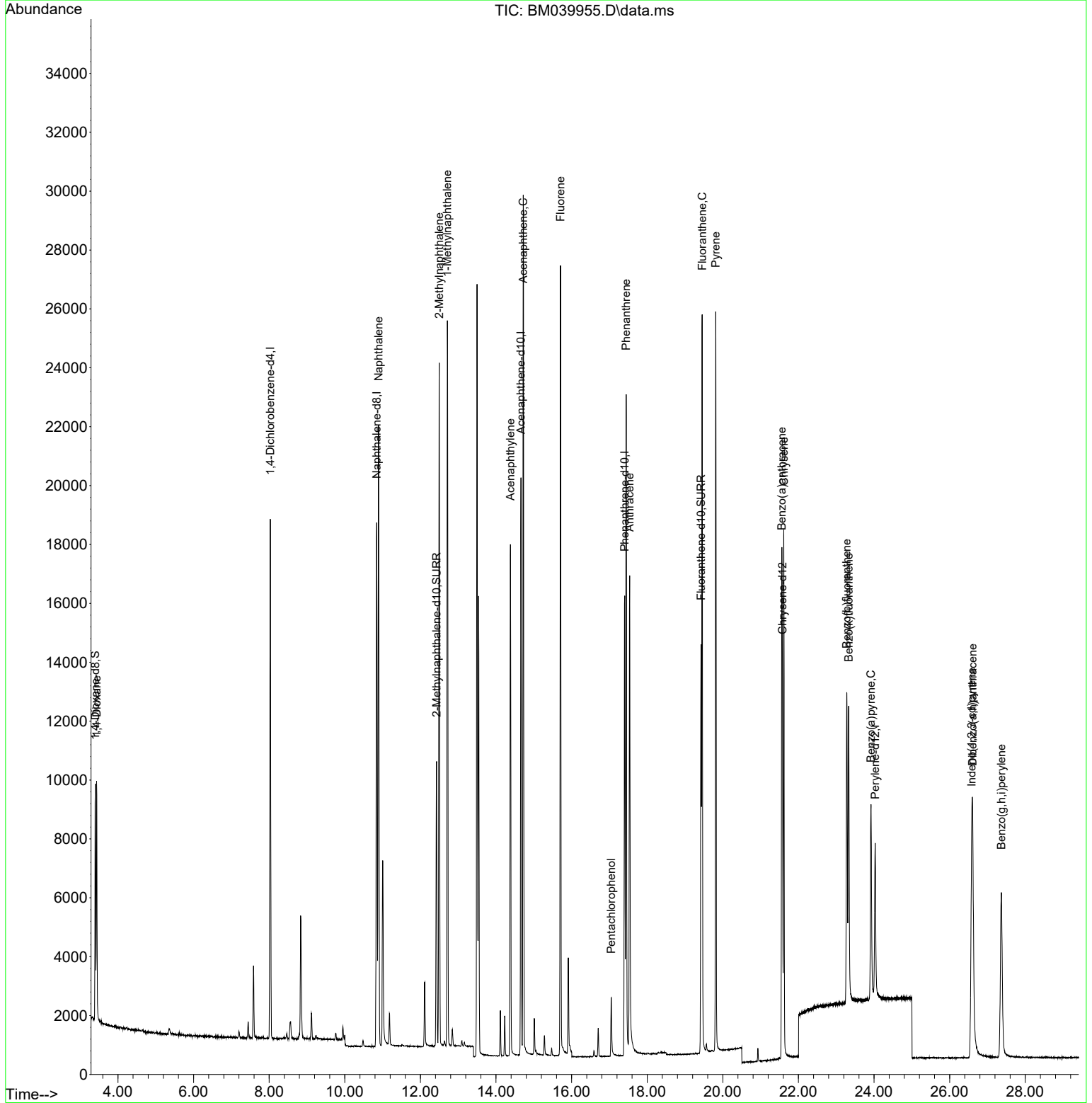
Compound	R.T.	QIon	Response	Conc	Units	Dev(Min)
Internal Standards						
1) 1,4-Dichlorobenzene-d4	8.029	152	8320	0.400	ng/ul	0.00
4) Naphthalene-d8	10.844	136	23896	0.400	ng/ul	0.00
9) Acenaphthene-d10	14.660	164	10133	0.400	ng/ul	0.00
13) Phenanthrene-d10	17.404	188	17960	0.400	ng/ul	0.00
17) Chrysene-d12	21.576	240	9029	0.400	ng/ul	0.00
23) Perylene-d12	24.029	264	7706	0.400	ng/ul	0.00
System Monitoring Compounds						
3) 1,4-Dioxane-d8	3.401	96	5029	0.461	ng/ul	0.00
6) 2-Methylnaphthalene-d10	12.428	152	12564	0.456	ng/ul	0.00
18) Fluoranthene-d10	19.421	212	14095	0.485	ng/ul	0.00
Target Compounds						
						Qvalue
2) 1,4-Dioxane	3.434	88	5422	0.462	ng/ul	100
5) Naphthalene	10.893	128	28227	0.459	ng/ul	100
7) 2-Methylnaphthalene	12.499	142	15853	0.457	ng/ul	100
8) 1-Methylnaphthalene	12.714	142	16557	0.457	ng/ul	100
10) Acenaphthylene	14.383	152	19553	0.469	ng/ul	100
11) Acenaphthene	14.720	153	16114	0.470	ng/ul	100
12) Fluorene	15.706	166	16389	0.473	ng/ul	100
14) Pentachlorophenol	17.045	266	1528	0.411	ng/ul	100
15) Phenanthrene	17.442	178	23522	0.459	ng/ul	100
16) Anthracene	17.535	178	18871	0.450	ng/ul	100
19) Fluoranthene	19.454	202	20918	0.483	ng/ul	100
20) Pyrene	19.812	202	20518	0.479	ng/ul	100
21) Benzo(a)anthracene	21.559	228	13580	0.481	ng/ul	100
22) Chrysene	21.614	228	15743	0.480	ng/ul	100
24) Benzo(b)fluoranthene	23.277	252	14227	0.466	ng/ul	100
25) Benzo(k)fluoranthene	23.330	252	14113	0.446	ng/ul	100
26) Benzo(a)pyrene	23.917	252	11381	0.461	ng/ul	100
27) Indeno(1,2,3-cd)pyrene	26.581	276	14895	0.443	ng/ul#	100
28) Dibenzo(a,h)anthracene	26.608	278	11724	0.434	ng/ul	100
29) Benzo(g,h,i)perylene	27.369	276	13366	0.463	ng/ul	100

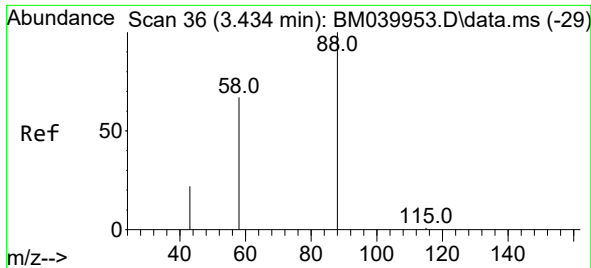
(#) = qualifier out of range (m) = manual integration (+) = signals summed

Data Path : Z:\svoasrv\HPCHEM1\BNA\_M\Data\BM051923\  
 Data File : BM039955.D  
 Acq On : 19 May 2023 12:38  
 Operator : CG/JU  
 Sample : SST0.466  
 Misc :  
 ALS Vial : 5 Sample Multiplier: 1

Instrument :  
 BNA\_M  
 ClientSampleId :  
 SST0.4045

Quant Time: May 19 16:56:06 2023  
 Quant Method : Z:\SVOASRV\HPCHEM1\BNA\_M\METHODS\SFAM-EPA-SIM-BM051923.M  
 Quant Title : ASP BNA STANDARDS FOR 5 POINT CALIBRATION  
 QLast Update : Fri May 19 15:08:18 2023  
 Response via : Initial Calibration

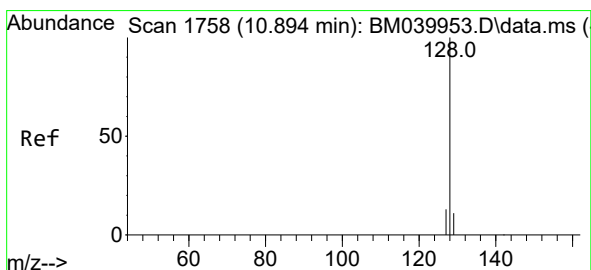
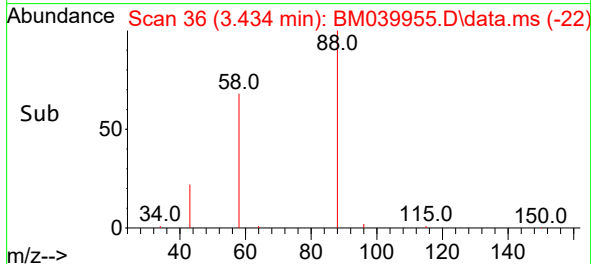
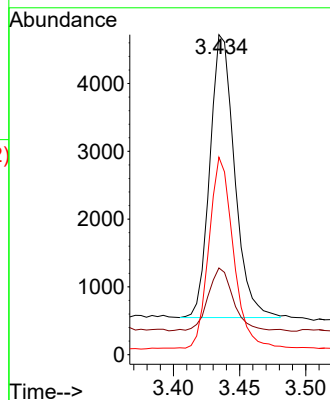
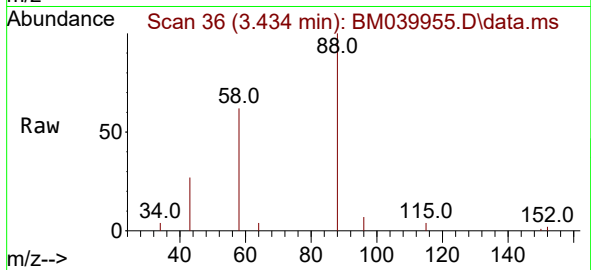




#2  
 1,4-Dioxane  
 Concen: 0.462 ng/u1  
 RT: 3.434 min Scan# 30  
 Delta R.T. 0.000 min  
 Lab File: BM039955.D  
 Acq: 19 May 2023 12:38

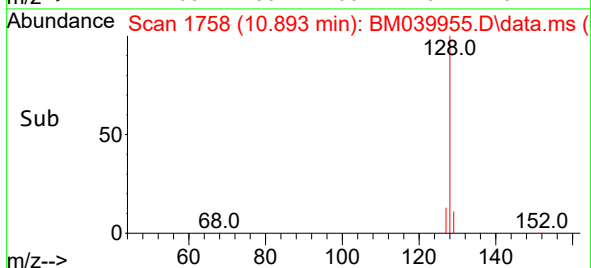
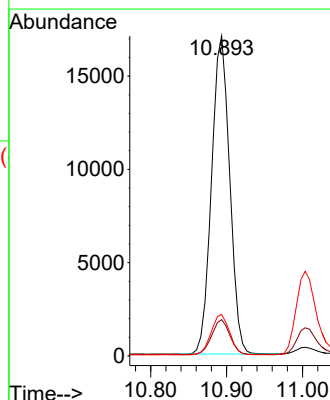
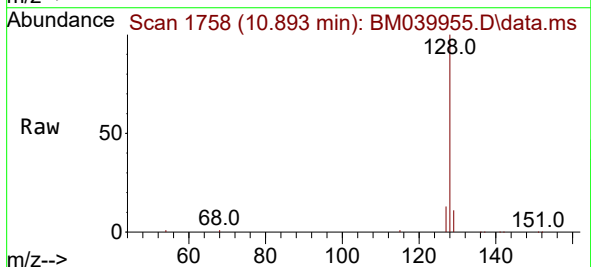
Instrument :  
 BNA\_M  
 ClientSampleId :  
 SSTD0.4045

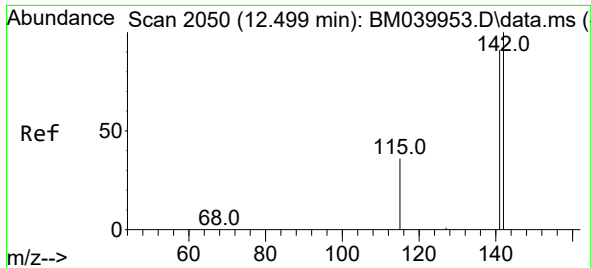
Tgt Ion: 88 Resp: 5422  
 Ion Ratio Lower Upper  
 88 100  
 43 27.1 21.7 32.5  
 58 61.7 49.4 74.0



#5  
 Naphthalene  
 Concen: 0.459 ng/u1  
 RT: 10.893 min Scan# 1758  
 Delta R.T. 0.000 min  
 Lab File: BM039955.D  
 Acq: 19 May 2023 12:38

Tgt Ion:128 Resp: 28227  
 Ion Ratio Lower Upper  
 128 100  
 129 11.3 9.0 13.6  
 127 13.0 10.4 15.6

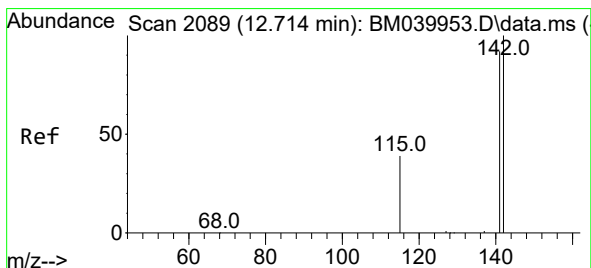
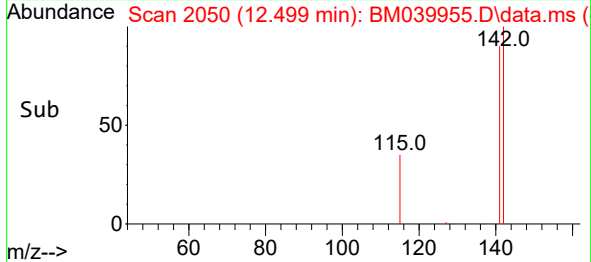
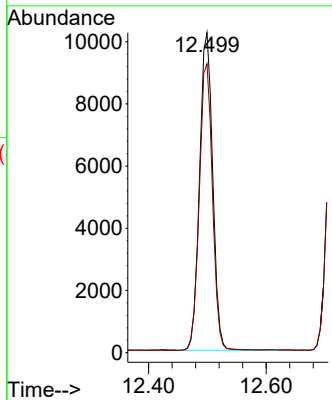
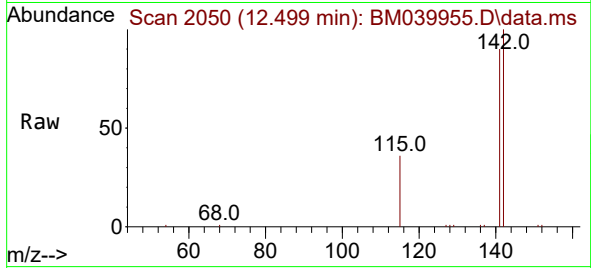




#7  
 2-Methylnaphthalene  
 Concen: 0.457 ng/ul  
 RT: 12.499 min Scan# 2050  
 Delta R.T. 0.000 min  
 Lab File: BM039955.D  
 Acq: 19 May 2023 12:38

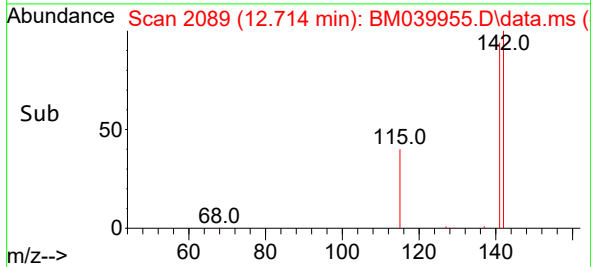
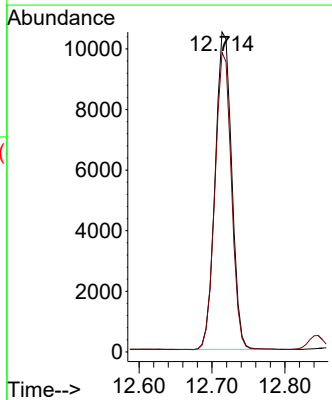
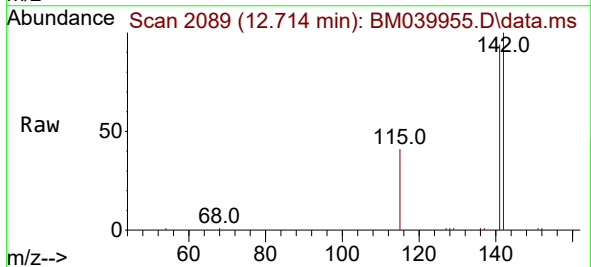
Instrument : BNA\_M  
 ClientSampleId : BM039955.D  
 SST0.4045

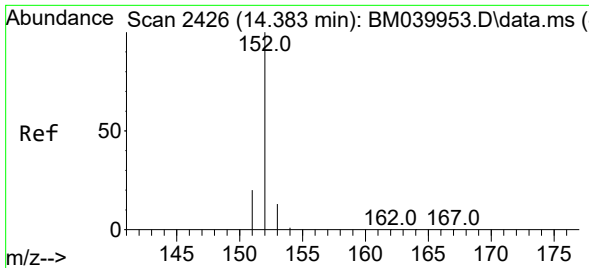
Tgt Ion:142 Resp: 15853  
 Ion Ratio Lower Upper  
 142 100  
 141 90.5 72.4 108.6



#8  
 1-Methylnaphthalene  
 Concen: 0.457 ng/ul  
 RT: 12.714 min Scan# 2089  
 Delta R.T. 0.000 min  
 Lab File: BM039955.D  
 Acq: 19 May 2023 12:38

Tgt Ion:142 Resp: 16557  
 Ion Ratio Lower Upper  
 142 100  
 141 93.4 74.7 112.1

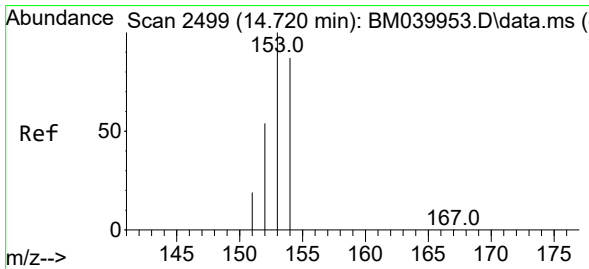
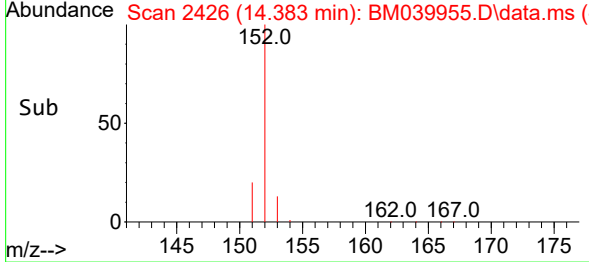
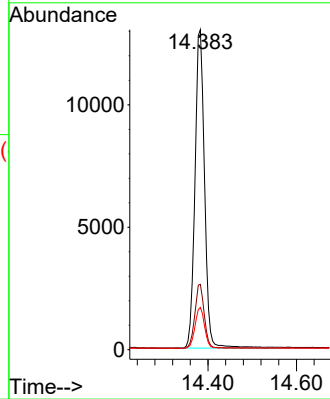
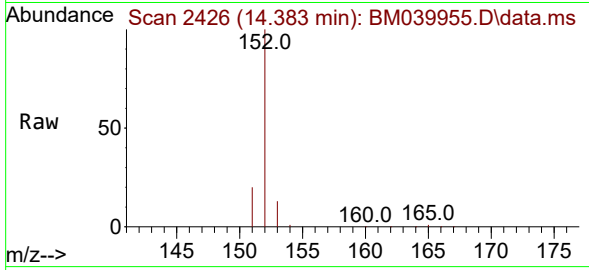




#10  
 Acenaphthylene  
 Concen: 0.469 ng/u1  
 RT: 14.383 min Scan# 2426  
 Delta R.T. 0.000 min  
 Lab File: BM039955.D  
 Acq: 19 May 2023 12:38

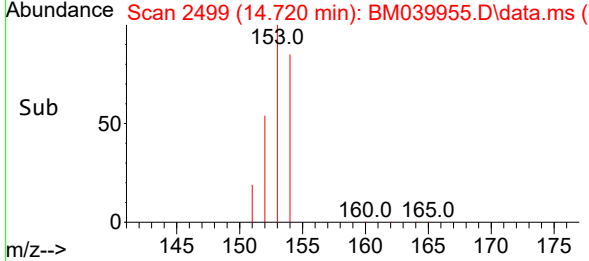
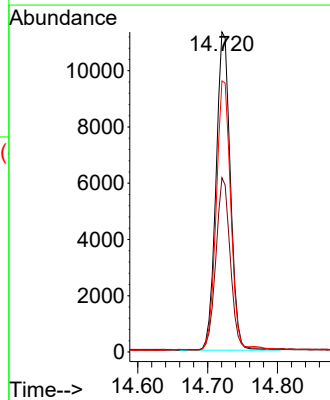
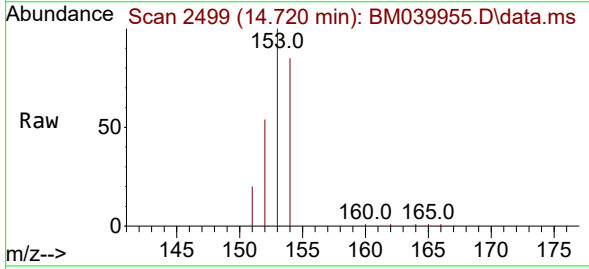
Instrument :  
 BNA\_M  
 ClientSampleId :  
 SSTD0.4045

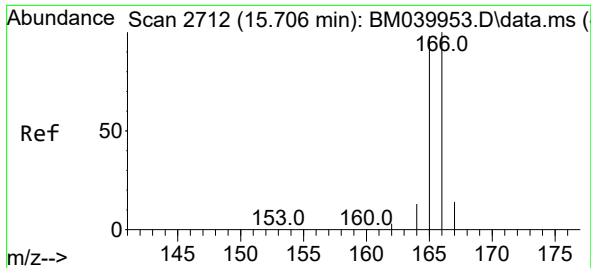
Tgt Ion	Resp	Lower	Upper
152	19553		
151	20.4	16.3	24.5
153	13.2	10.6	15.8



#11  
 Acenaphthene  
 Concen: 0.470 ng/u1  
 RT: 14.720 min Scan# 2499  
 Delta R.T. 0.000 min  
 Lab File: BM039955.D  
 Acq: 19 May 2023 12:38

Tgt Ion	Resp	Lower	Upper
153	16114		
152	54.4	43.5	65.3
154	84.7	67.8	101.6

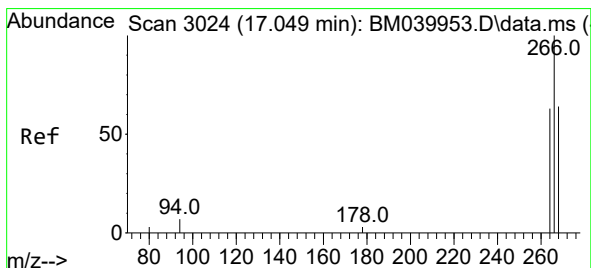
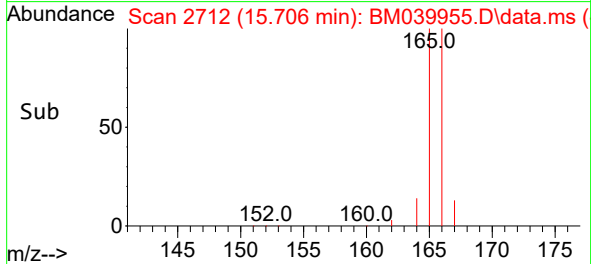
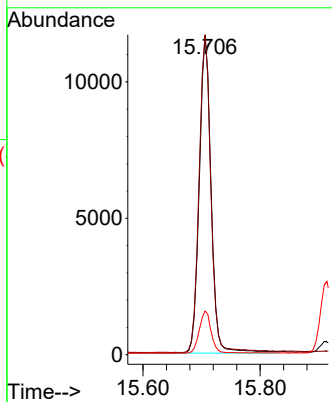
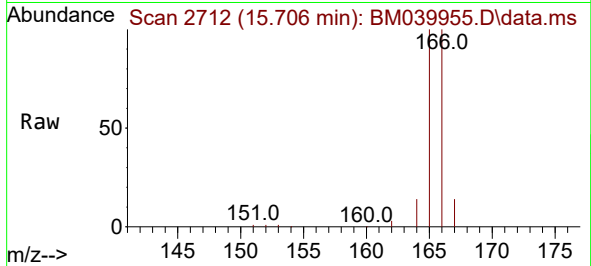




#12  
 Fluorene  
 Concen: 0.473 ng/ul  
 RT: 15.706 min Scan# 21  
 Delta R.T. 0.000 min  
 Lab File: BM039955.D  
 Acq: 19 May 2023 12:38

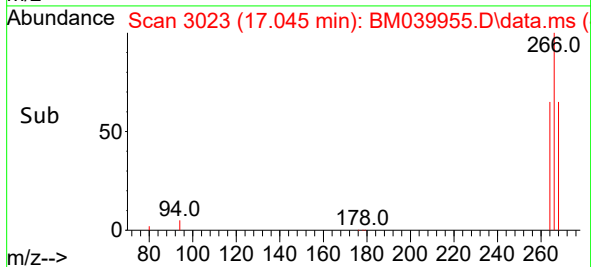
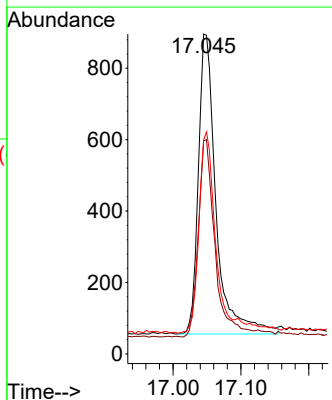
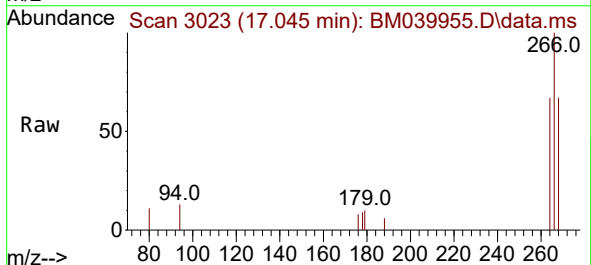
Instrument :  
 BNA\_M  
 ClientSampleId :  
 SSTD0.4045

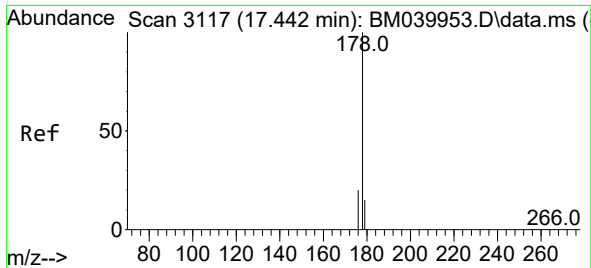
Tgt Ion	Resp	Lower	Upper
166	16389		
165	100.1	80.1	120.1
167	13.7	11.0	16.4



#14  
 Pentachlorophenol  
 Concen: 0.411 ng/ul  
 RT: 17.045 min Scan# 3023  
 Delta R.T. 0.000 min  
 Lab File: BM039955.D  
 Acq: 19 May 2023 12:38

Tgt Ion	Resp	Lower	Upper
266	1528		
264	63.5	51.0	76.6
268	66.6	53.4	80.2



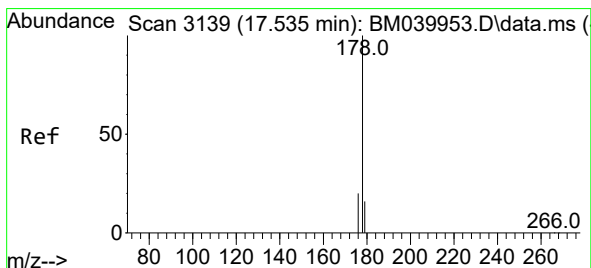
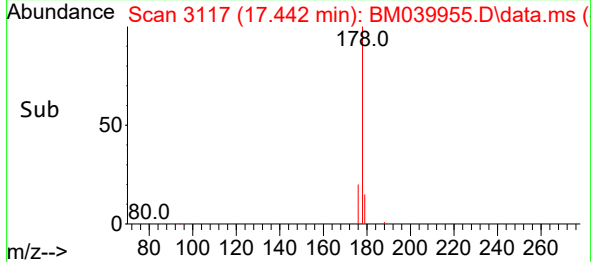
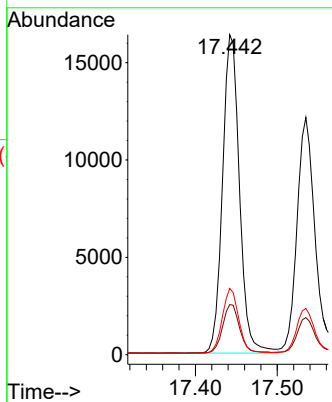
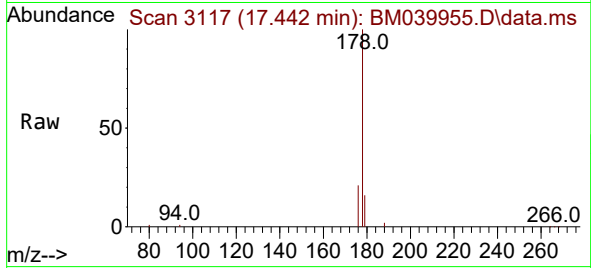


#15  
 Phenanthrene  
 Concen: 0.459 ng/u1  
 RT: 17.442 min Scan# 3117  
 Delta R.T. 0.000 min  
 Lab File: BM039955.D  
 Acq: 19 May 2023 12:38

Instrument :  
 BNA\_M  
 ClientSampleId :  
 SSTD0.4045

Tgt Ion:178 Resp: 23522

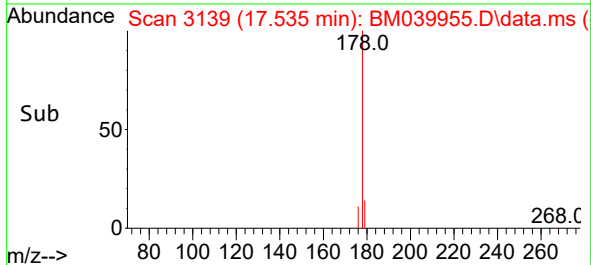
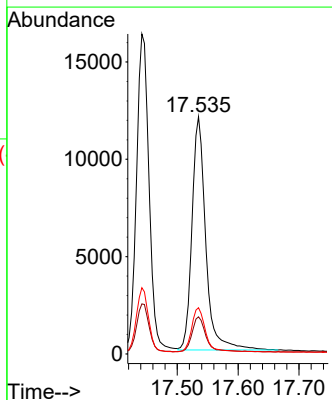
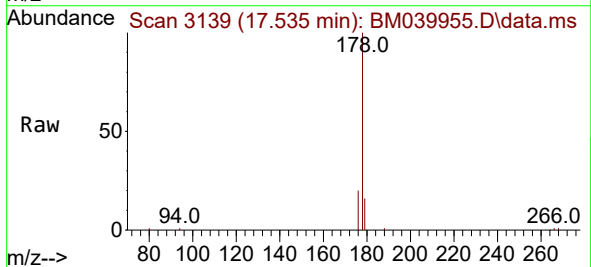
Ion	Ratio	Lower	Upper
178	100		
179	15.6	12.5	18.7
176	20.7	16.6	24.8

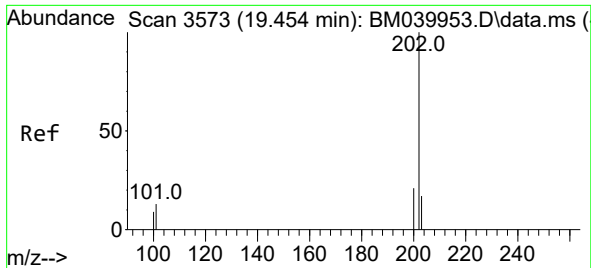


#16  
 Anthracene  
 Concen: 0.450 ng/u1  
 RT: 17.535 min Scan# 3139  
 Delta R.T. 0.000 min  
 Lab File: BM039955.D  
 Acq: 19 May 2023 12:38

Tgt Ion:178 Resp: 18871

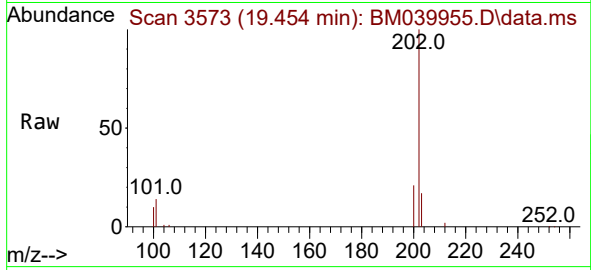
Ion	Ratio	Lower	Upper
178	100		
179	15.7	12.6	18.8
176	19.5	15.6	23.4



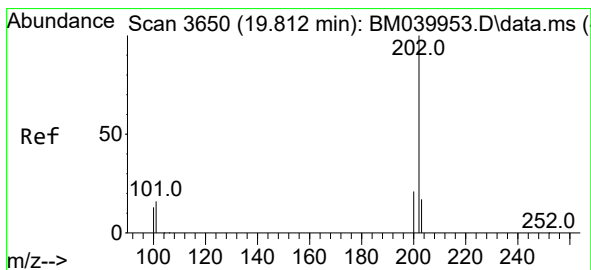
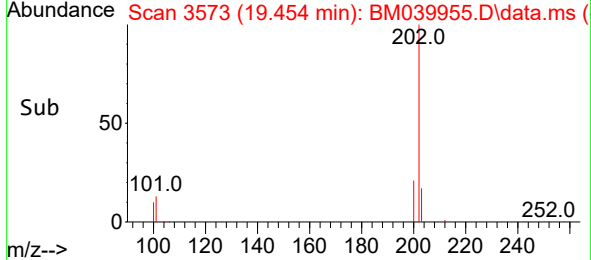
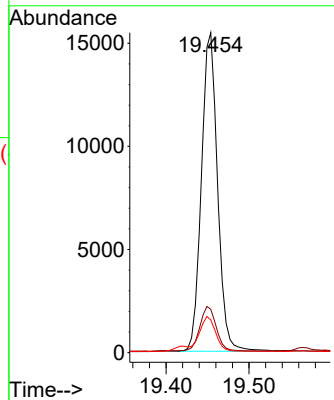


#19  
 Fluoranthene  
 Concen: 0.483 ng/u1  
 RT: 19.454 min Scan# 31  
 Delta R.T. 0.000 min  
 Lab File: BM039955.D  
 Acq: 19 May 2023 12:38

Instrument :  
 BNA\_M  
 ClientSampleId :  
 SSTD0.4045

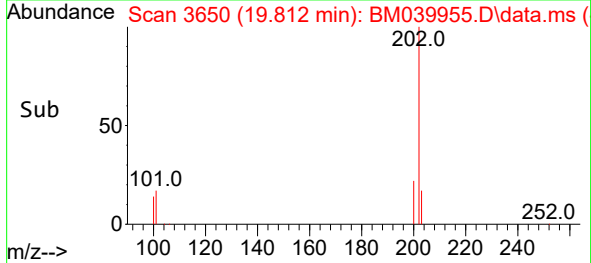
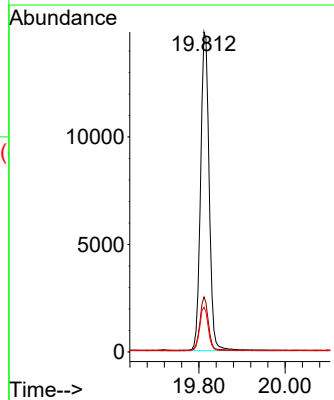
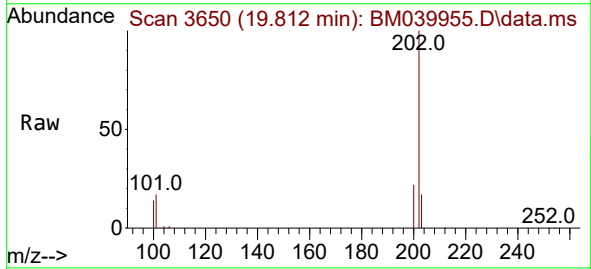


Tgt Ion:202 Resp: 20918  
 Ion Ratio Lower Upper  
 202 100  
 101 13.5 10.8 16.2  
 100 10.3 8.2 12.4

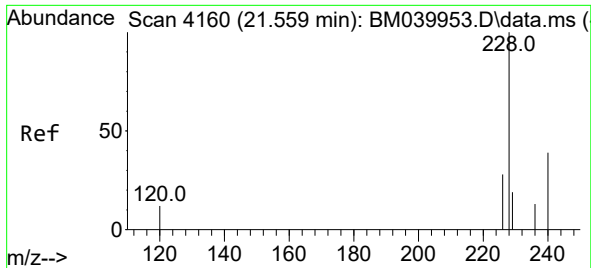


#20  
 Pyrene  
 Concen: 0.479 ng/u1  
 RT: 19.812 min Scan# 3650  
 Delta R.T. 0.000 min  
 Lab File: BM039955.D  
 Acq: 19 May 2023 12:38

Tgt Ion:202 Resp: 20518  
 Ion Ratio Lower Upper  
 202 100  
 101 17.2 13.8 20.6  
 100 13.9 11.1 16.7

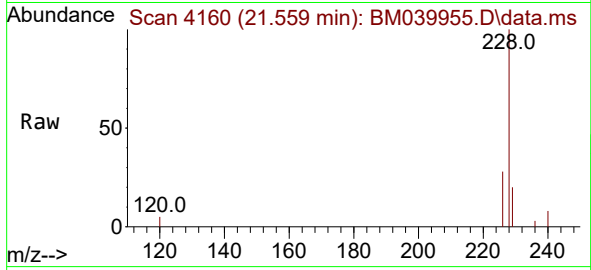




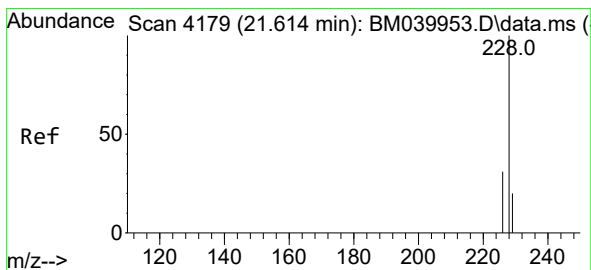
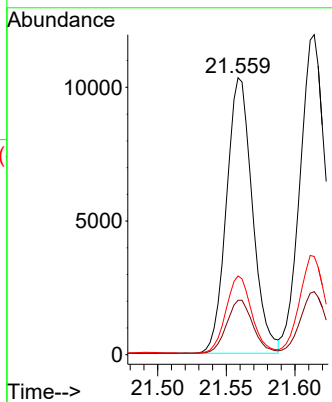
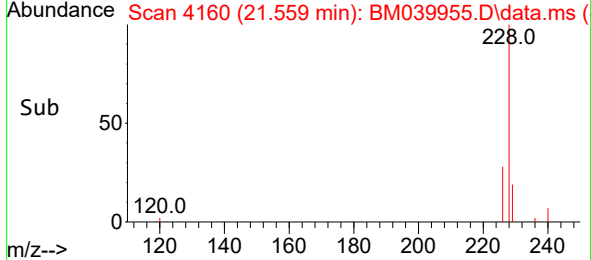


#21  
 Benzo(a)anthracene  
 Concen: 0.481 ng/u1  
 RT: 21.559 min Scan# 411  
 Delta R.T. 0.000 min  
 Lab File: BM039955.D  
 Acq: 19 May 2023 12:38

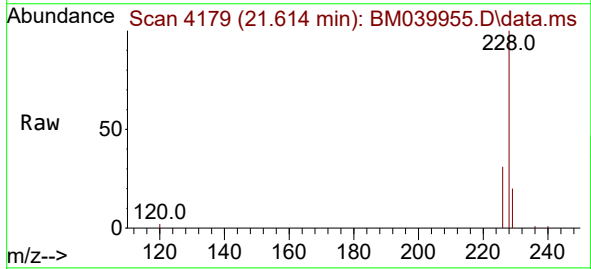
Instrument :  
 BNA\_M  
 ClientSampleId :  
 SSTD0.4045



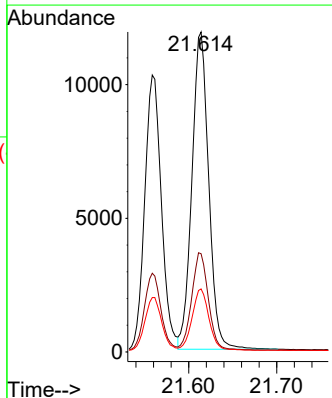
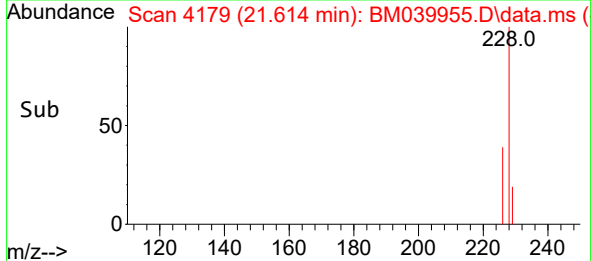
Tgt Ion:228 Resp: 13580  
 Ion Ratio Lower Upper  
 228 100  
 229 19.6 15.7 23.5  
 226 28.4 22.7 34.1

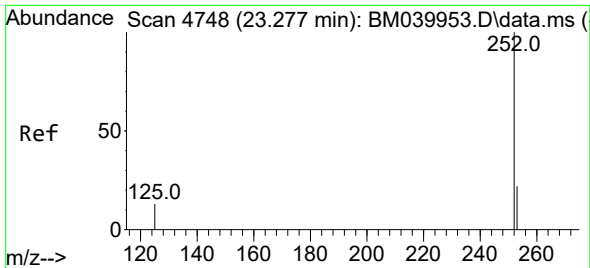


#22  
 Chrysene  
 Concen: 0.480 ng/u1  
 RT: 21.614 min Scan# 4179  
 Delta R.T. 0.000 min  
 Lab File: BM039955.D  
 Acq: 19 May 2023 12:38



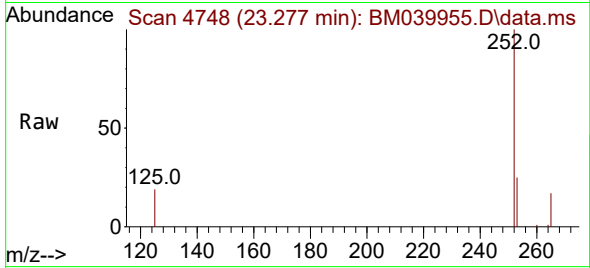
Tgt Ion:228 Resp: 15743  
 Ion Ratio Lower Upper  
 228 100  
 226 30.7 24.6 36.8  
 229 19.7 15.8 23.6



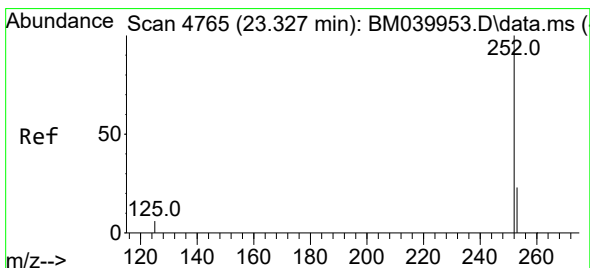
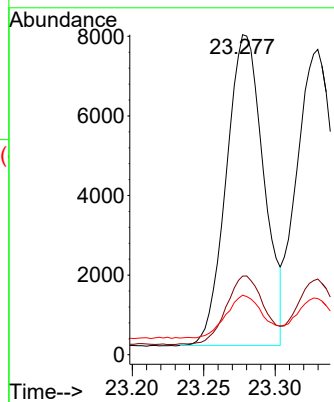
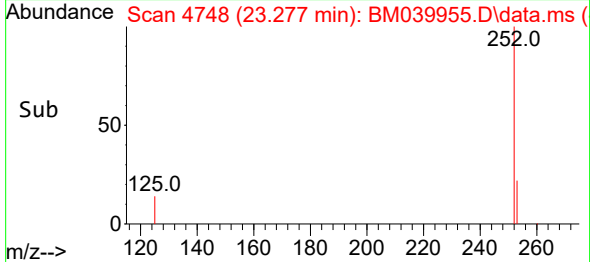


#24  
 Benzo(b)fluoranthene  
 Concen: 0.466 ng/uI  
 RT: 23.277 min Scan# 4748  
 Delta R.T. 0.000 min  
 Lab File: BM039955.D  
 Acq: 19 May 2023 12:38

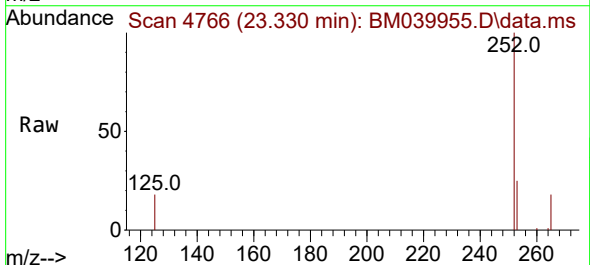
Instrument :  
 BNA\_M  
 ClientSampleId :  
 SSTD0.4045



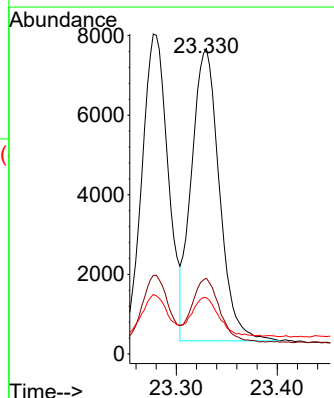
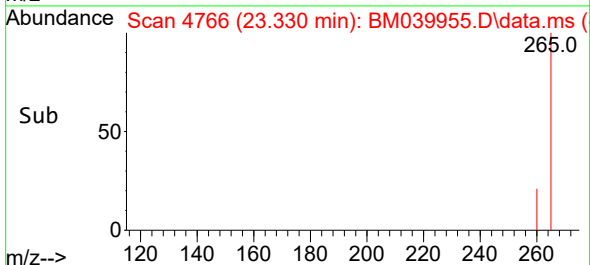
Tgt Ion:252 Resp: 14227  
 Ion Ratio Lower Upper  
 252 100  
 253 24.6 0.0 49.2  
 125 18.6 0.0 37.2

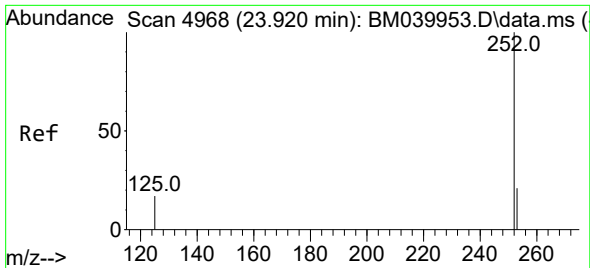


#25  
 Benzo(k)fluoranthene  
 Concen: 0.446 ng/uI  
 RT: 23.330 min Scan# 4766  
 Delta R.T. 0.000 min  
 Lab File: BM039955.D  
 Acq: 19 May 2023 12:38



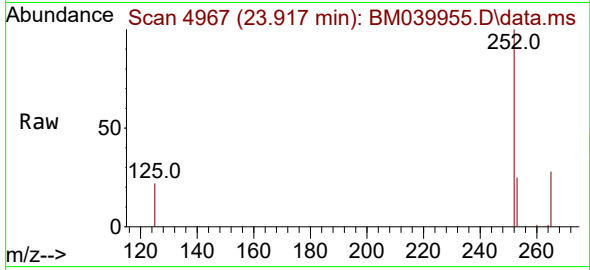
Tgt Ion:252 Resp: 14113  
 Ion Ratio Lower Upper  
 252 100  
 253 24.8 19.8 29.8  
 125 18.4 14.7 22.1





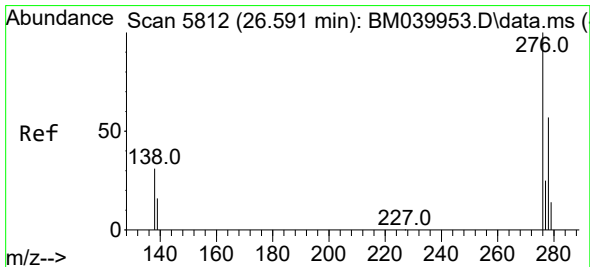
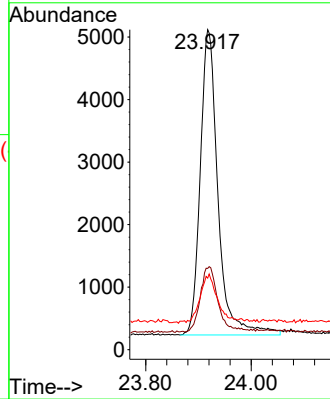
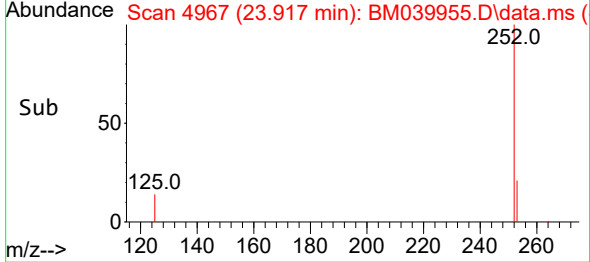
#26  
 Benzo(a)pyrene  
 Concen: 0.461 ng/uI  
 RT: 23.917 min Scan# 4967  
 Delta R.T. 0.000 min  
 Lab File: BM039955.D  
 Acq: 19 May 2023 12:38

Instrument :  
 BNA\_M  
 ClientSampleId :  
 SSTD0.4045

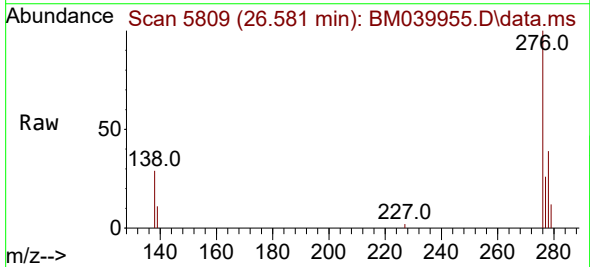


Tgt Ion:252 Resp: 11381

Ion	Ratio	Lower	Upper
252	100		
253	25.4	20.3	30.5
125	22.3	17.8	26.8

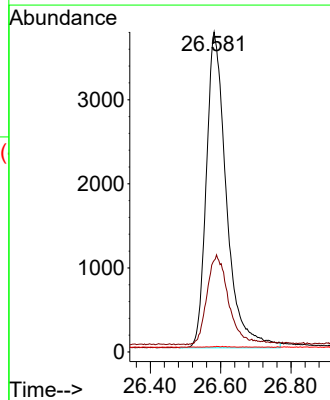
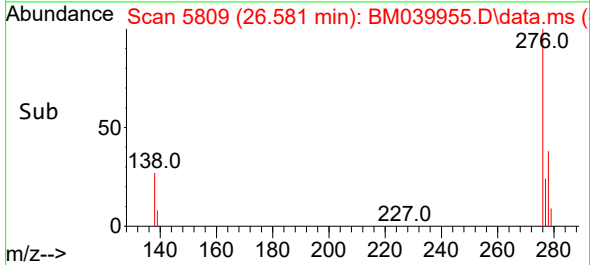


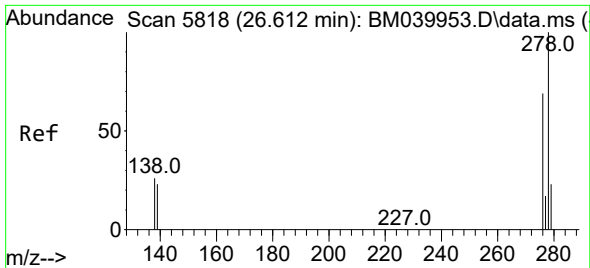
#27  
 Indeno(1,2,3-cd)pyrene  
 Concen: 0.443 ng/uI  
 RT: 26.581 min Scan# 5809  
 Delta R.T. 0.000 min  
 Lab File: BM039955.D  
 Acq: 19 May 2023 12:38



Tgt Ion:276 Resp: 14895

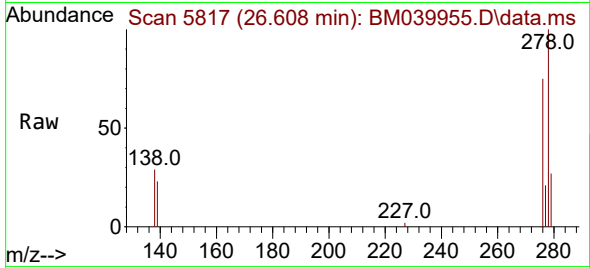
Ion	Ratio	Lower	Upper
276	100		
138	30.9	24.8	37.2
227	0.1	0.1	0.1



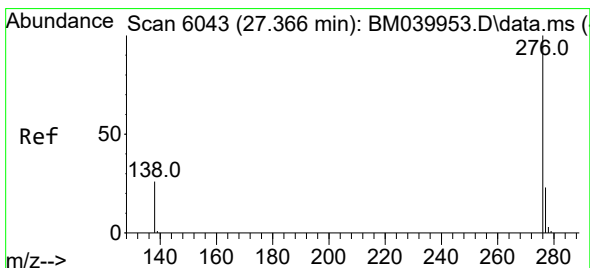
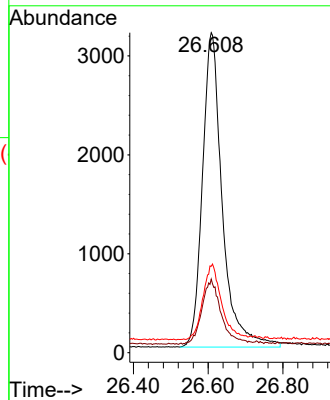
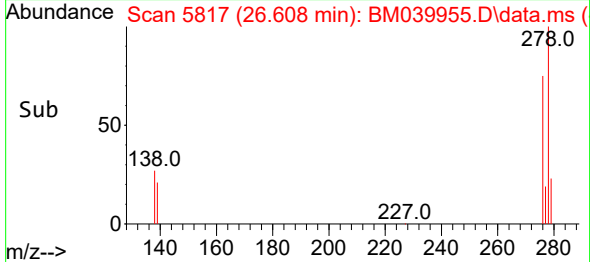


#28  
 Dibenzo(a,h)anthracene  
 Concen: 0.434 ng/ul  
 RT: 26.608 min Scan# 5817  
 Delta R.T. 0.000 min  
 Lab File: BM039955.D  
 Acq: 19 May 2023 12:38

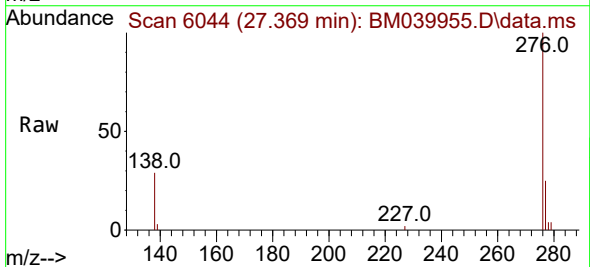
Instrument : BNA\_M  
 ClientSampleId : SSTD0.4045



Tgt Ion:278 Resp: 11724  
 Ion Ratio Lower Upper  
 278 100  
 139 23.0 18.4 27.6  
 279 27.0 21.6 32.4



#29  
 Benzo(g,h,i)perylene  
 Concen: 0.463 ng/ul  
 RT: 27.369 min Scan# 6044  
 Delta R.T. 0.000 min  
 Lab File: BM039955.D  
 Acq: 19 May 2023 12:38



Tgt Ion:276 Resp: 13366  
 Ion Ratio Lower Upper  
 276 100  
 138 28.9 23.1 34.7  
 277 24.9 19.9 29.9

