LSC Area Percent Report

Data Path : Z:\HPCHEM1\BNA_M\DATA\BM052216\
Data File : BM005589.D
Acq On : 22 May 2016 16:36
Operator : UM/SJ
Sample : H3087-05
Misc :
ALS Vial : 8 Sample Multiplier: 1

Instrument :
BNA_M
ClientSampleId :
JHGH4

Integration Parameters: LSCINT.P
Integrator: RTE
Smoothing : OFF Filtering: 5
Sampling : 1 Min Area: 1 % of largest Peak
Start Thrs: 0.2 Max Peaks: 100
Stop Thrs : 0 Peak Location: TOP

If leading or trailing edge < 100 prefer < Baseline drop else tangent >
Peak separation: 5

Method : Z:\HPCHEM1\BNA_M\METHODS\SOM02.2-EPA-BM052016.M
Title : SVOA CALIBRATION

Signal : TIC

peak #	R.T. min	first scan	max scan	last scan	PK TY	peak height	corr. area	corr. % max.	% of total
1	2.634	3	8	14	rVB2	15718	24430	2.02%	0.201%
2	6.981	738	747	757	rVB	113632	191634	15.87%	1.574%
3	7.145	769	775	781	rBV	91996	136637	11.31%	1.122%
4	7.345	799	809	816	rBV	120240	204286	16.91%	1.678%
5	7.739	867	876	880	rBV4	9990	23625	1.96%	0.194%
6	7.810	882	888	895	rVB	175007	286484	23.72%	2.353%
7	8.516	1002	1008	1014	rBV	148082	237758	19.69%	1.953%
8	8.963	1078	1084	1095	rVB	121429	212185	17.57%	1.743%
9	9.527	1172	1180	1189	rVB5	12666	25239	2.09%	0.207%
10	9.686	1200	1207	1217	rVB	113309	203807	16.88%	1.674%
11	9.780	1217	1223	1231	rBV	63593	107416	8.89%	0.882%
12	10.222	1292	1298	1305	rVB	178643	302097	25.01%	2.481%
13	10.304	1305	1312	1316	rBV4	12108	24607	2.04%	0.202%
14	10.569	1349	1357	1358	rBV4	52337	93115	7.71%	0.765%
15	10.604	1358	1363	1372	rVB	304128	560910	46.44%	4.606%
16	10.692	1372	1378	1380	rBV3	12052	23976	1.99%	0.197%
17	10.733	1380	1385	1392	rVB	143128	243925	20.20%	2.003%
18	10.857	1401	1406	1408	rBV3	12718	19465	1.61%	0.160%
19	10.892	1408	1412	1416	rVV2	18800	29970	2.48%	0.246%
20	10.939	1416	1420	1426	rVV7	10110	22438	1.86%	0.184%
21	11.016	1427	1433	1441	rVB3	31161	61786	5.12%	0.507%
22	11.086	1441	1445	1450	rBV6	12303	19672	1.63%	0.162%
23	11.257	1470	1474	1478	rBV4	22493	40516	3.35%	0.333%
24	11.363	1485	1492	1495	rBV6	22250	45978	3.81%	0.378%
25	11.421	1499	1502	1506	rVV4	13803	22749	1.88%	0.187%
26	11.651	1537	1541	1545	rBV2	29361	45401	3.76%	0.373%
27	11.698	1545	1549	1554	rVB5	18181	31994	2.65%	0.263%
28	12.398	1665	1668	1670	rBV4	12985	18876	1.56%	0.155%
29	12.427	1670	1673	1677	rVB3	30946	39995	3.31%	0.328%
30	12.651	1707	1711	1716	rBV3	37517	61992	5.13%	0.509%
31	12.751	1724	1728	1732	rBV4	18857	29047	2.41%	0.239%
32	12.804	1733	1737	1745	rVV8	23291	56444	4.67%	0.464%
33	12.886	1746	1751	1755	rBV4	36343	65067	5.39%	0.534%
34	13.715	1888	1892	1896	rBV5	35823	63831	5.29%	0.524%

LSC Area Percent Report

Data Path : Z:\HPCHEM1\BNA_M\DATA\BM052216\
Data File : BM005589.D
Acq On : 22 May 2016 16:36
Operator : UM/SJ
Sample : H3087-05
Misc :
ALS Vial : 8 Sample Multiplier: 1

Instrument :
BNA_M
ClientSampleId :
JHGH4

Integration Parameters: LSCINT.P
Integrator: RTE
Smoothing : OFF Filtering: 5
Sampling : 1 Min Area: 1 % of largest Peak
Start Thrs: 0.2 Max Peaks: 100
Stop Thrs : 0 Peak Location: TOP

If leading or trailing edge < 100 prefer < Baseline drop else tangent >
Peak separation: 5

Method : Z:\HPCHEM1\BNA_M\METHODS\SOM02.2-EPA-BM052016.M
Title : SVOA CALIBRATION

35	13.851	1910	1915	1920	rBV	322227	460480	38.13%	3.782%
36	13.898	1920	1923	1927	rVB	146125	183460	15.19%	1.507%
37	13.974	1933	1936	1940	rBV4	38971	63959	5.30%	0.525%
38	14.139	1959	1964	1968	rBV	386137	553178	45.80%	4.543%
39	14.445	2011	2016	2026	rVB2	479297	821147	67.99%	6.744%
40	14.574	2035	2038	2042	rVB	99470	127069	10.52%	1.044%
41	14.645	2047	2050	2059	rVB2	122351	222886	18.45%	1.830%
42	15.104	2125	2128	2133	rVB3	123688	181393	15.02%	1.490%
43	15.439	2180	2185	2190	rVB	526667	761898	63.08%	6.257%
44	17.186	2478	2482	2488	rVB2	610955	867323	71.81%	7.123%
45	17.286	2495	2499	2504	rVB	612909	827964	68.55%	6.800%
46	19.574	2884	2888	2895	rVB2	779863	1113341	92.18%	9.143%
47	21.362	3188	3192	3197	rVB	977356	1207739	100.00%	9.918%
48	23.497	3551	3555	3563	rVB2	648549	1207549	99.98%	9.917%

Sum of corrected areas: 12176738

LSC Report - Integrated Chromatogram

Data Path : Z:\HPCHEM1\BNA_M\DATA\BM052216\
Data File : BM005589.D
Acq On : 22 May 2016 16:36
Operator : UM/SJ
Sample : H3087-05
Misc :
ALS Vial : 8 Sample Multiplier: 1

Instrument :
BNA_M
ClientSampleId :
JHGH4

Quant Method : Z:\HPCHEM1\BNA_M\METHODS\SOM02.2-EPA-BM052016.M
Quant Title : SVOA CALIBRATION

TIC Library : C:\DATABASE\NIST02.L
TIC Integration Parameters: LSCINT.P

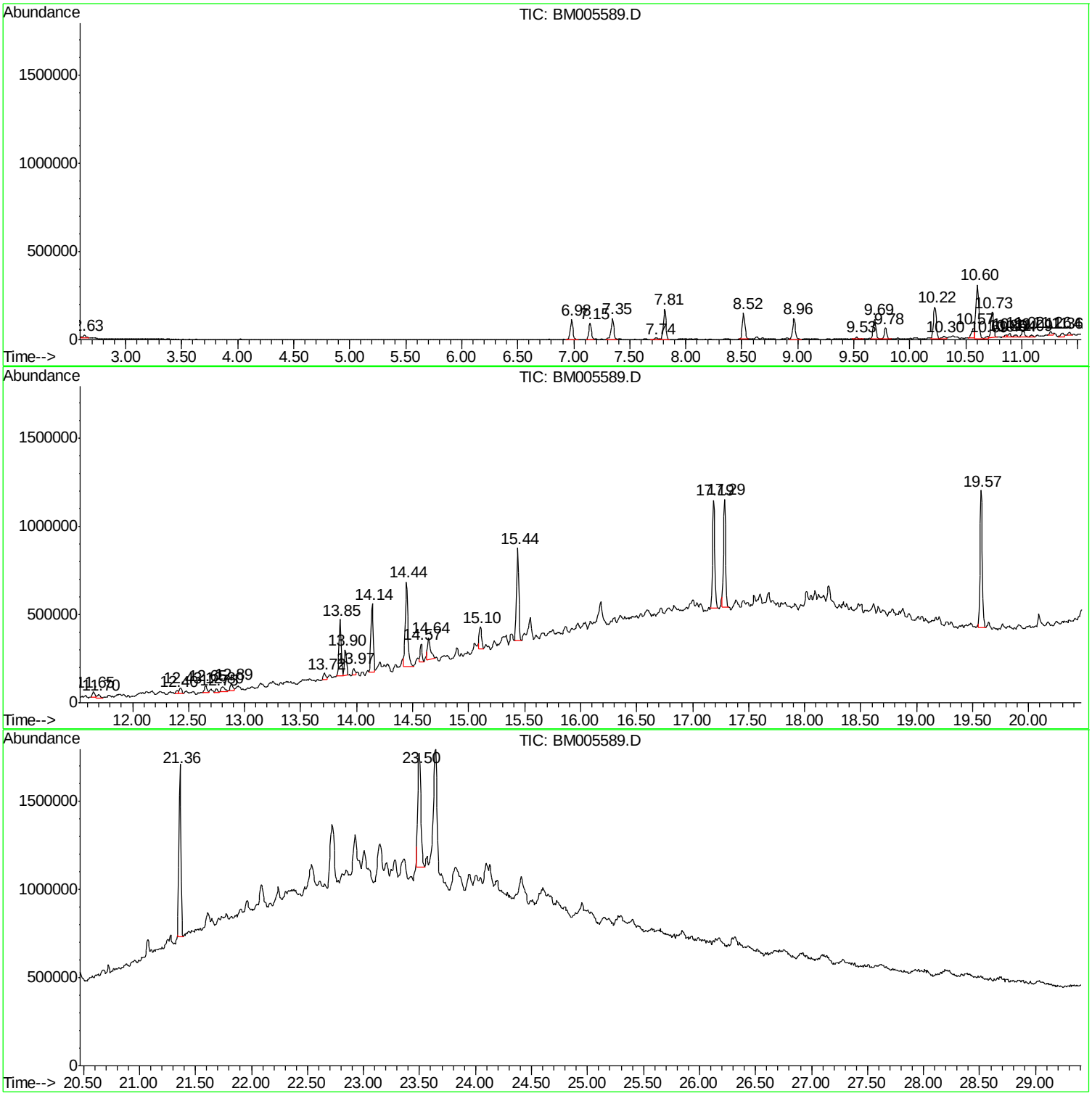

Library Search Compound Report

Data Path : Z:\HPCHEM1\BNA_M\DATA\BM052216\
Data File : BM005589.D
Acq On : 22 May 2016 16:36
Operator : UM/SJ
Sample : H3087-05
Misc :
ALS Vial : 8 Sample Multiplier: 1

Instrument :
BNA_M
ClientSampleId :
JHGH4

Quant Method : Z:\HPCHEM1\BNA_M\METHODS\SOM02.2-EPA-BM052016.M
Quant Title : SVOA CALIBRATION

TIC Library : C:\DATABASE\NIST02.L
TIC Integration Parameters: LSCINT.P

****
Peak Number 1 (DEL) Alkane: Branched9.78 Concentration Rank 2

R.T.	EstConc	Area	Relative to ISTD	R.T.
9.78	3.83 ng/ul	107416	Naphthalene-d8	10.60

Hit# of 5	Tentative ID	MW	MolForm	CAS#	Qual
1	Naphthalene, decahydro-2-methyl-	152	C11H20	002958-76-1	98
2	1-Methyldecahydronaphthalene	152	C11H20	002958-75-0	97
3	Naphthalene, decahydro-2-methyl-	152	C11H20	002958-76-1	90
4	trans-4a-Methyl-decahydronaphtha...	152	C11H20	002547-27-5	86
5	Decalin, syn-1-methyl-, cis-	152	C11H20	1000158-89-1	74

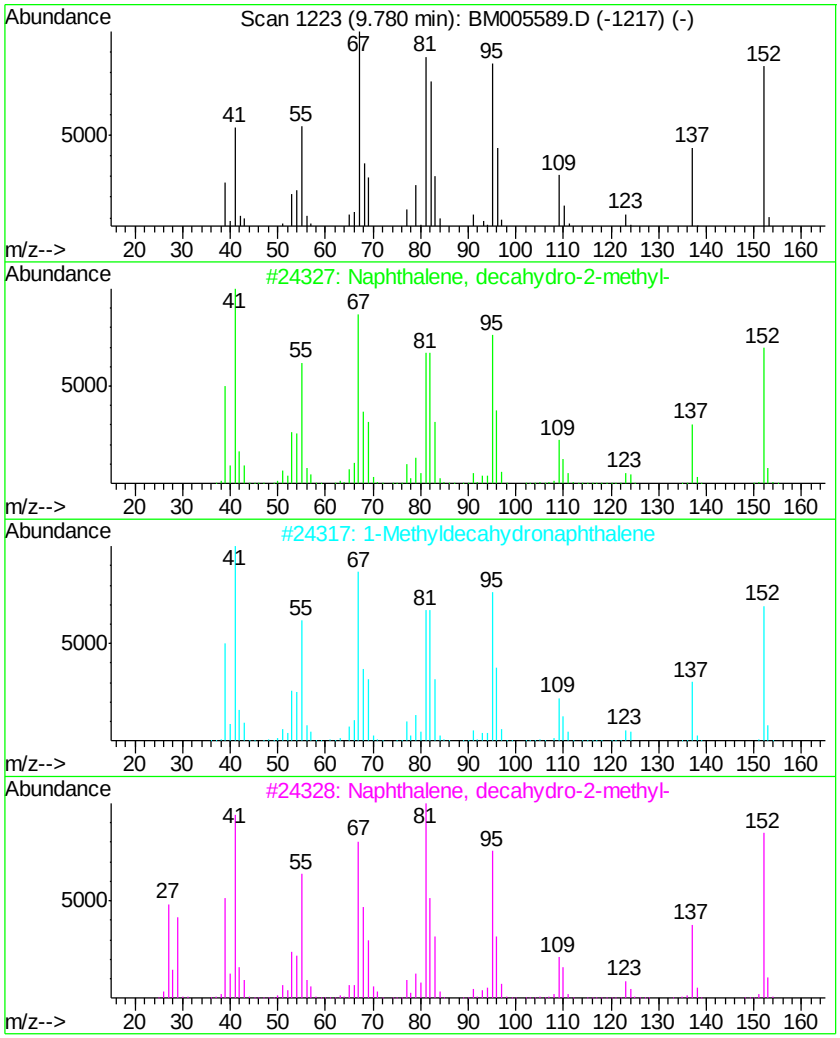

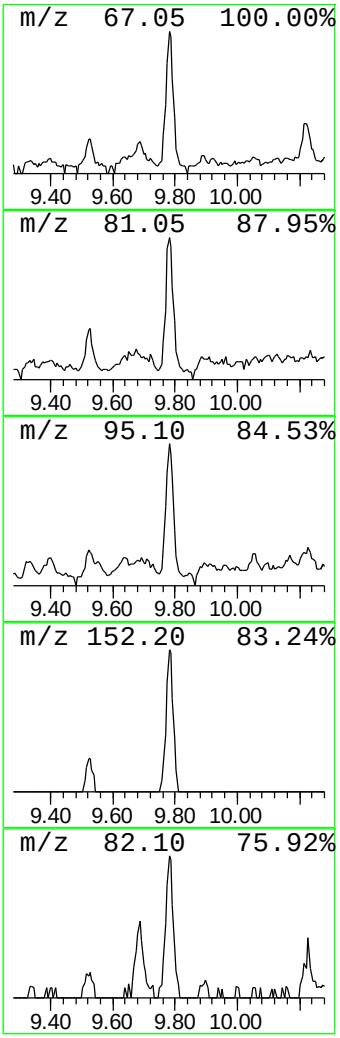

Library Search Compound Report

Data Path : Z:\HPCHEM1\BNA_M\DATA\BM052216\
Data File : BM005589.D
Acq On : 22 May 2016 16:36
Operator : UM/SJ
Sample : H3087-05
Misc :
ALS Vial : 8 Sample Multiplier: 1

Instrument :
BNA_M
ClientSampleId :
JHGH4

Quant Method : Z:\HPCHEM1\BNA_M\METHODS\SOM02.2-EPA-BM052016.M
Quant Title : SVOA CALIBRATION

TIC Library : C:\DATABASE\NIST02.L
TIC Integration Parameters: LSCINT.P

****
Peak Number 2 (DEL) Alkane: Branched-11.02 Concentration Rank 4

R.T.	EstConc	Area	Relative to ISTD	R.T.
11.02	2.20 ng/ul	61786	Naphthalene-d8	10.60

Hit# of 5	Tentative ID	MW	MolForm	CAS#	Qual
1	Bicyclo[2.2.2]octane, 2-methyl-	124	C9H16	000766-53-0	41
2	Cyclopentane, 1,2-dimethyl-3-met...	110	C8H14	1000150-99-3	38
3	Cyclopentane, 1,2-dimethyl-3-met...	110	C8H14	091884-67-2	38
4	1-Methyl-2-methylenecyclohexane	110	C8H14	002808-75-5	38
5	5,5-Dimethyl-1,3-hexadiene	110	C8H14	001515-79-3	30

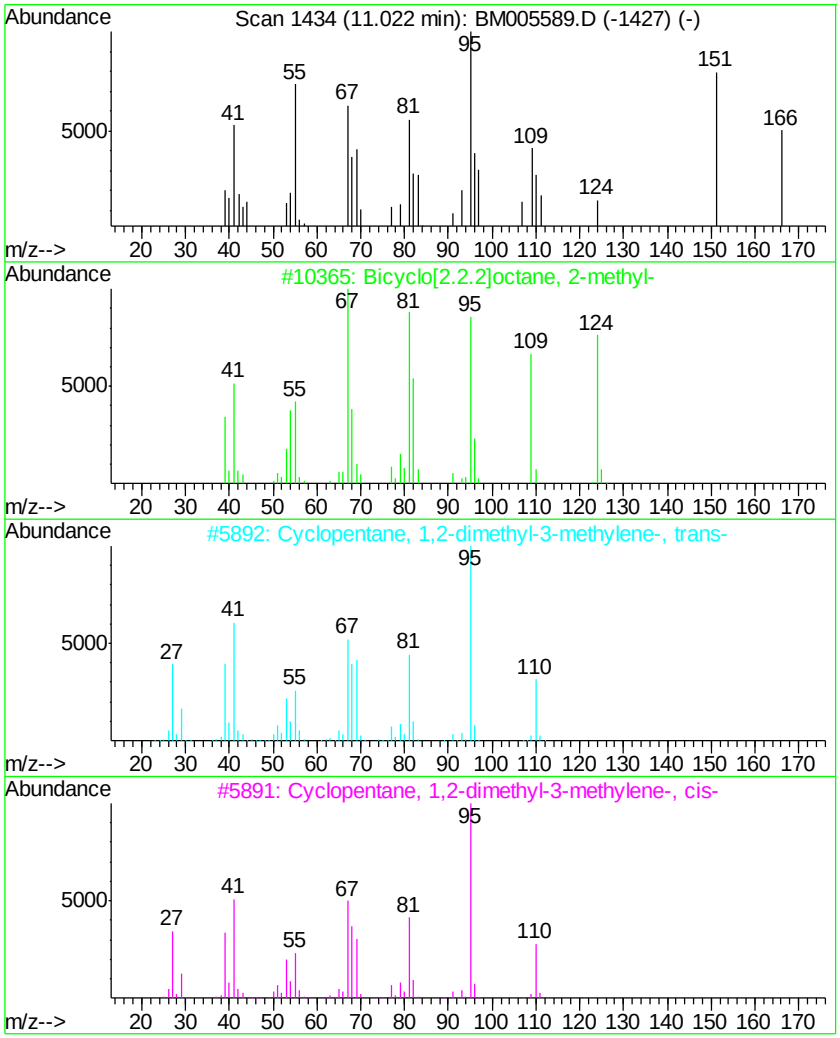

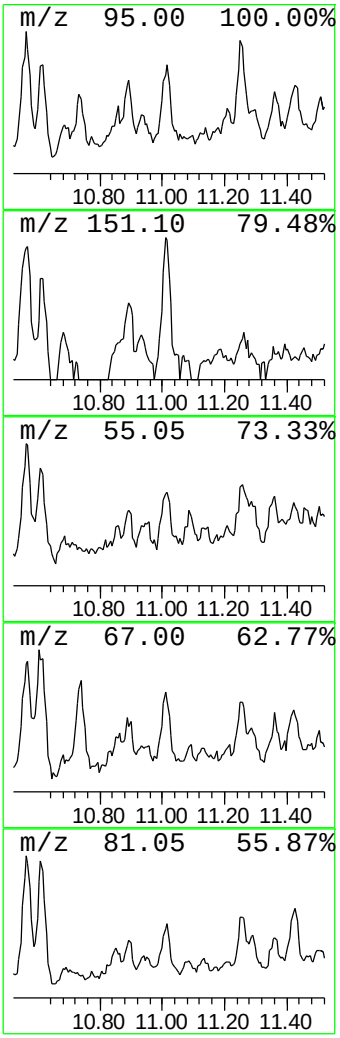

Data Path : Z:\HPCHEM1\BNA_M\DATA\BM052216\
Data File : BM005589.D
Acq On : 22 May 2016 16:36
Operator : UM/SJ
Sample : H3087-05
Misc :
ALS Vial : 8 Sample Multiplier: 1

Instrument :
BNA_M
ClientSampleId :
JHGH4

Quant Method : Z:\HPCHEM1\BNA_M\METHODS\SOM02.2-EPA-BM052016.M
Quant Title : SVOA CALIBRATION

TIC Library : C:\DATABASE\NIST02.L
TIC Integration Parameters: LSCINT.P

****
Peak Number 3 Dispiro[4.2.4.2]tetradecane Concentration Rank 3

R.T.	EstConc	Area	Relative to ISTD	R.T.
14.57	3.09 ng/ul	127069	Acenaphthene-d10	14.44

Hit# of 5	Tentative ID	MW	MolForm	CAS#	Qual
1	Dispiro[4.2.4.2]tetradecane	192	C14H24	079273-13-5	74
2	Perhydroanthracene, (4a.alpha., ...	192	C14H24	029863-91-0	74
3	Perhydrophenanthrene, (4a.alpha....	192	C14H24	002108-89-6	72
4	cis-cisoid-cis-perhydroanthracene	192	C14H24	019128-78-0	72
5	trans-anti-trans-Tetra-decahydro...	192	C14H24	028071-99-0	47

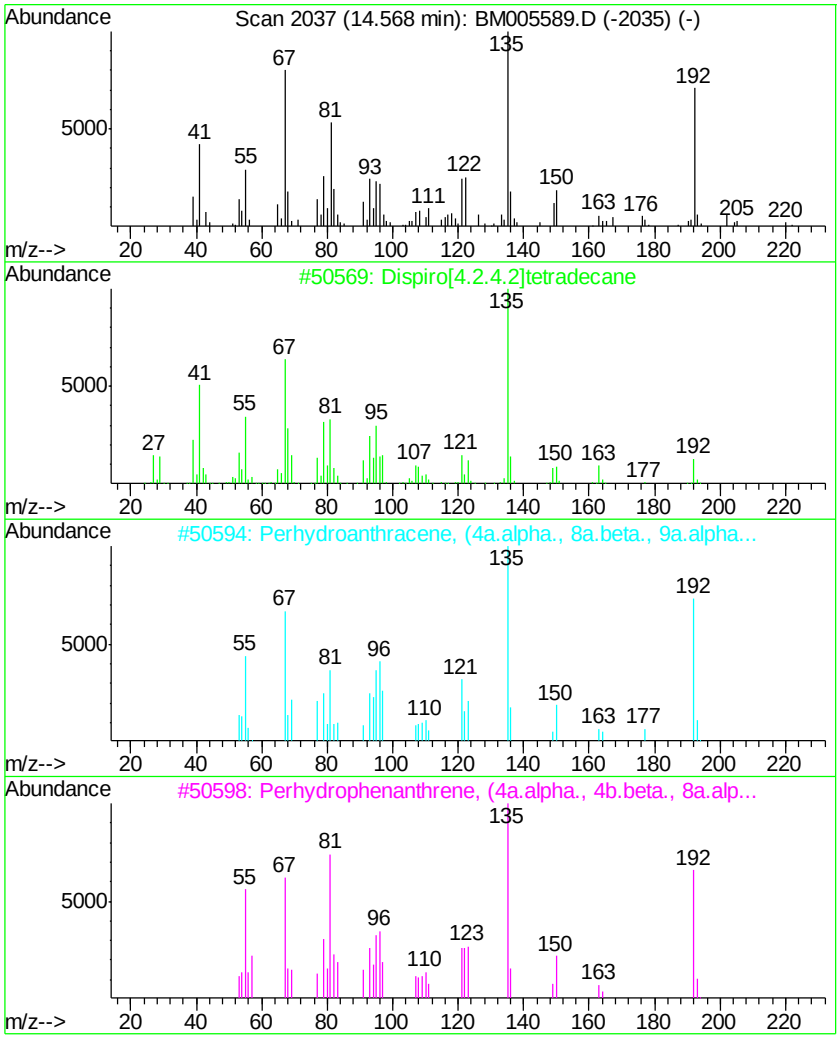

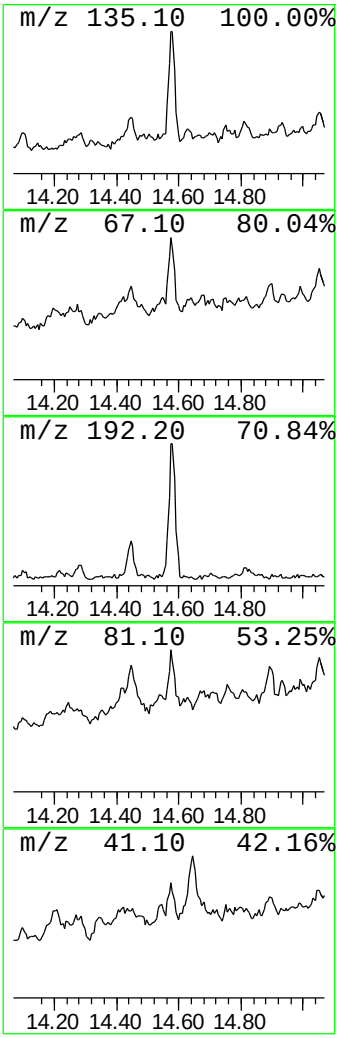

Library Search Compound Report

Data Path : Z:\HPCHEM1\BNA_M\DATA\BM052216\
Data File : BM005589.D
Acq On : 22 May 2016 16:36
Operator : UM/SJ
Sample : H3087-05
Misc :
ALS Vial : 8 Sample Multiplier: 1

Instrument :
BNA_M
ClientSampleId :
JHGH4

Quant Method : Z:\HPCHEM1\BNA_M\METHODS\SOM02.2-EPA-BM052016.M
Quant Title : SVOA CALIBRATION

TIC Library : C:\DATABASE\NIST02.L
TIC Integration Parameters: LSCINT.P

****
Peak Number 4 (DEL) Alkane: Branched-15.10 Concentration Rank 1

R.T.	EstConc	Area	Relative to ISTD	R.T.
15.10	4.42 ng/ul	181393	Acenaphthene-d10	14.44

Hit# of 5	Tentative ID	MW	MolForm	CAS#	Qual
1	2-Dodecyne	166	C12H22	000629-49-2	49
2	1,E-8,Z-10-Pentadecatriene	206	C15H26	080625-32-7	42
3	Propanal, 3-cyclohexylidene-2-me...	152	C10H16O	053155-83-2	22
4	1,4-Pentadiene, 2,3,3-trimethyl-	110	C8H14	000756-02-5	18
5	5,5-Dimethyl-1,3-hexadiene	110	C8H14	001515-79-3	18

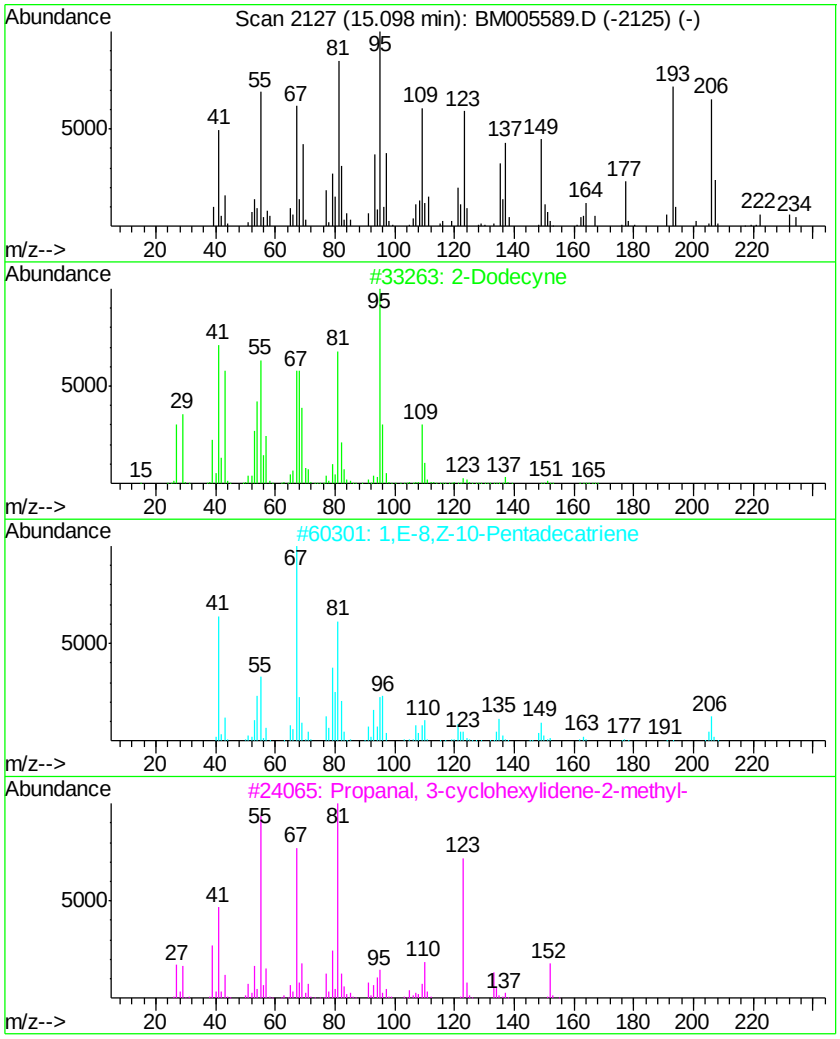

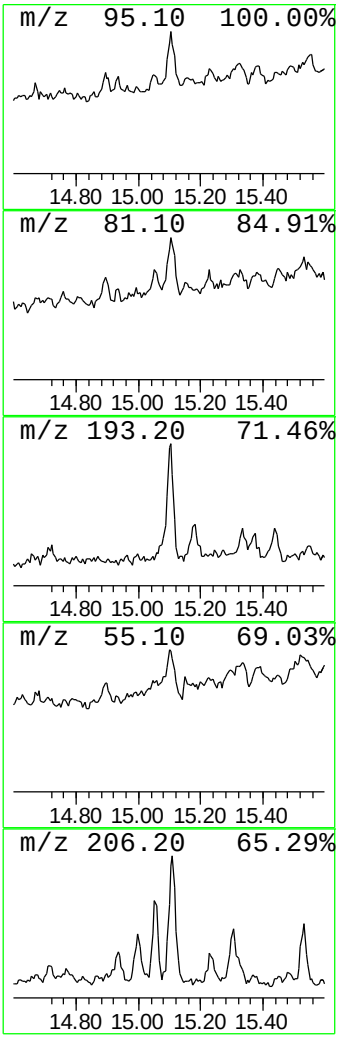

Tentatively Identified Compound (LSC) summary

Data Path : Z:\HPCHEM1\BNA_M\DATA\BM052216\
Data File : BM005589.D
Acq On : 22 May 2016 16:36
Operator : UM/SJ
Sample : H3087-05
Misc :
ALS Vial : 8 Sample Multiplier: 1

Instrument :
BNA_M
ClientSampleId :
JHGH4

Quant Method : Z:\HPCHEM1\BNA_M\METHODS\SOM02.2-EPA-BM052016.M
Quant Title : SVOA CALIBRATION

TIC Library : C:\DATABASE\NIST02.L
TIC Integration Parameters: LSCINT.P

TIC Top Hit name	RT	EstConc	Units	Response	Internal Standard #	RT	Resp	Conc
(DEL) Alkane: Bra...	9.78	3.8	ng/ul	107416	2	10.60	560910	20.0
(DEL) Alkane: Bra...	11.02	2.2	ng/ul	61786	2	10.60	560910	20.0
Dispiro[4.2.4.2]t...	14.57	3.1	ng/ul	127069	3	14.44	821147	20.0
(DEL) Alkane: Bra...	15.10	4.4	ng/ul	181393	3	14.44	821147	20.0