

Data Path : Z:\svoasrv\HPCHEM1\BNA_M\Data\BM052523\
 Data File : BM040038.D
 Acq On : 26 May 2023 15:59
 Operator : CG/JU
 Sample : 02851-02MS
 Misc :
 ALS Vial : 44 Sample Multiplier: 1

Instrument :
 BNA_M
 ClientSampleId :
 H0FJ2MS

Quant Time: May 26 19:00:25 2023
 Quant Method : Z:\SVOASRV\HPCHEM1\BNA_M\METHODS\SFAM-EPA-SIM-BM052523.M
 Quant Title : ASP BNA STANDARDS FOR 5 POINT CALIBRATION
 QLast Update : Thu May 25 15:01:16 2023
 Response via : Initial Calibration

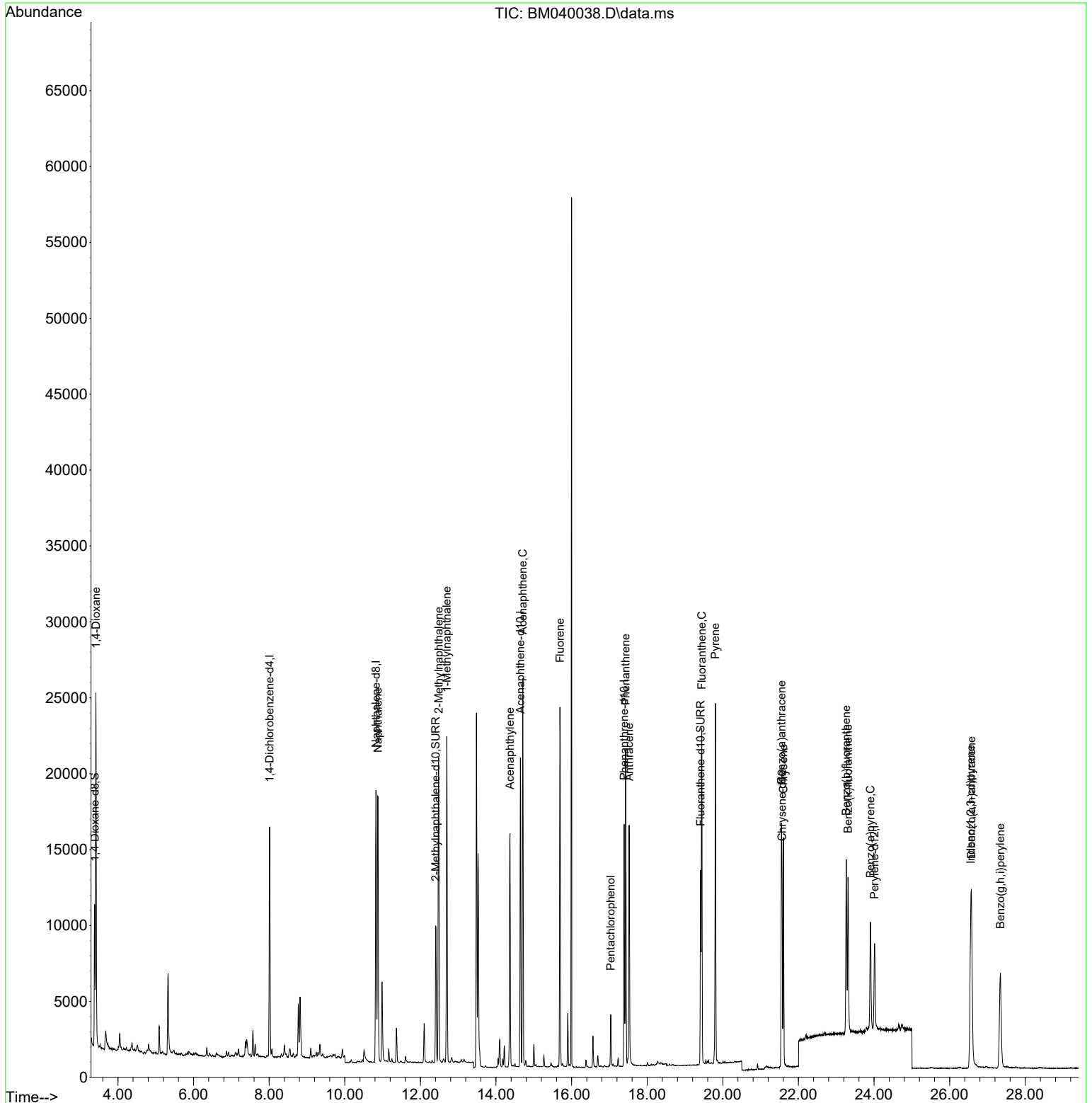
Compound	R.T.	QIon	Response	Conc	Units	Dev(Min)
Internal Standards						
1) 1,4-Dichlorobenzene-d4	8.012	152	7535	0.400	ng/ul	0.00
4) Naphthalene-d8	10.827	136	24517	0.400	ng/ul	0.00
9) Acenaphthene-d10	14.646	164	10593	0.400	ng/ul	0.00
13) Phenanthrene-d10	17.391	188	18031	0.400	ng/ul	0.00
17) Chrysene-d12	21.567	240	8303	0.400	ng/ul	0.00
23) Perylene-d12	24.014	264	8310	0.400	ng/ul	0.00
System Monitoring Compounds						
3) 1,4-Dioxane-d8	3.384	96	5841	0.666	ng/ul	0.00
6) 2-Methylnaphthalene-d10	12.406	152	11527	0.385	ng/ul	0.00
18) Fluoranthene-d10	19.412	212	12493	0.500	ng/ul	0.00
Target Compounds						
						Qvalue
2) 1,4-Dioxane	3.417	88	15037	1.629	ng/ul	93
5) Naphthalene	10.877	128	24302	0.406	ng/ul	99
7) 2-Methylnaphthalene	12.483	142	14044	0.388	ng/ul	99
8) 1-Methylnaphthalene	12.697	142	14396	0.383	ng/ul	99
10) Acenaphthylene	14.369	152	17148	0.406	ng/ul	99
11) Acenaphthene	14.711	153	14254	0.415	ng/ul	99
12) Fluorene	15.692	166	14249	0.398	ng/ul	100
14) Pentachlorophenol	17.037	266	2251	0.616	ng/ul	99
15) Phenanthrene	17.429	178	21088	0.413	ng/ul	100
16) Anthracene	17.522	178	17399	0.406	ng/ul	99
19) Fluoranthene	19.444	202	18334	0.491	ng/ul	98
20) Pyrene	19.802	202	18537	0.490	ng/ul	99
21) Benzo(a)anthracene	21.550	228	12615	0.451	ng/ul	99
22) Chrysene	21.602	228	13197	0.444	ng/ul	98
24) Benzo(b)fluoranthene	23.265	252	14255	0.432	ng/ul	96
25) Benzo(k)fluoranthene	23.312	252	13511	0.406	ng/ul	96
26) Benzo(a)pyrene	23.903	252	11508	0.417	ng/ul	96
27) Indeno(1,2,3-cd)pyrene	26.558	276	16295	0.410	ng/ul#	99
28) Dibenzo(a,h)anthracene	26.578	278	12836	0.400	ng/ul	100
29) Benzo(g,h,i)perylene	27.343	276	13836	0.425	ng/ul	99

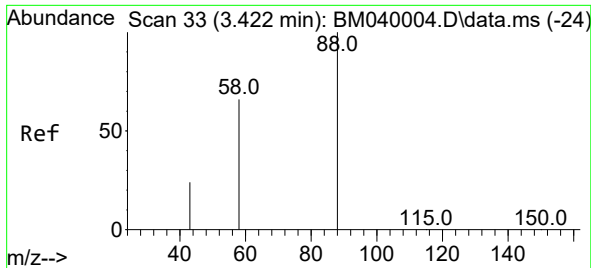
(#) = qualifier out of range (m) = manual integration (+) = signals summed

Data Path : Z:\svoasrv\HPCHEM1\BNA_M\Data\BM052523\
 Data File : BM040038.D
 Acq On : 26 May 2023 15:59
 Operator : CG/JU
 Sample : 02851-02MS
 Misc :
 ALS Vial : 44 Sample Multiplier: 1

Instrument :
 BNA_M
 ClientSampleId :
 H0FJ2MS

Quant Time: May 26 19:00:25 2023
 Quant Method : Z:\SVOASRV\HPCHEM1\BNA_M\METHODS\SFAM-EPA-SIM-BM052523.M
 Quant Title : ASP BNA STANDARDS FOR 5 POINT CALIBRATION
 QLast Update : Thu May 25 15:01:16 2023
 Response via : Initial Calibration



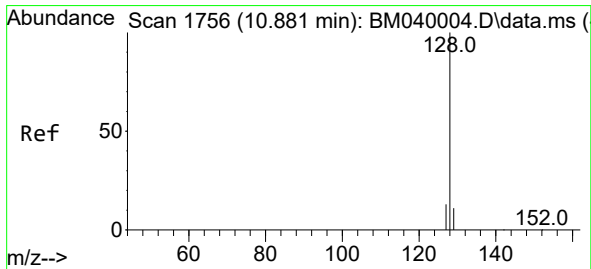
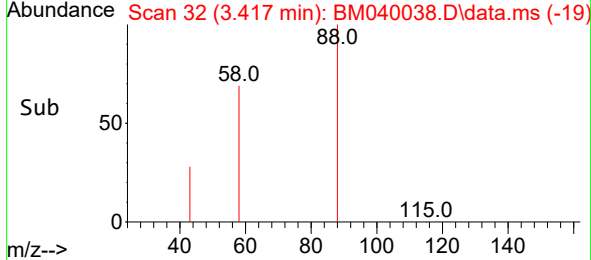
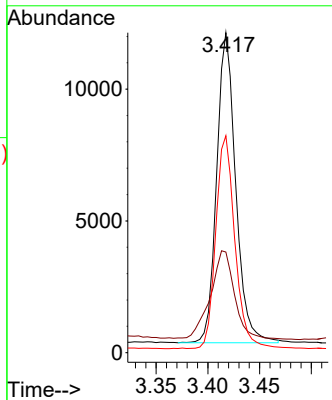
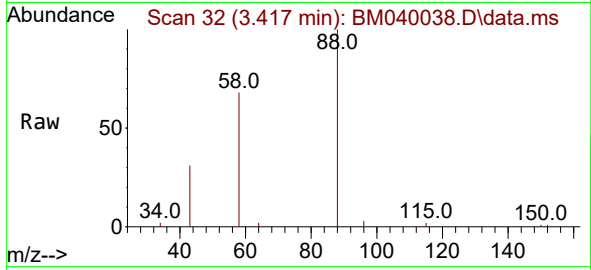


#2
 1,4-Dioxane
 Concen: 1.629 ng/ul
 RT: 3.417 min Scan# 31
 Delta R.T. -0.004 min
 Lab File: BM040038.D
 Acq: 26 May 2023 15:59

Instrument : BNA_M
 ClientSampleId : H0FJ2MS

Tgt Ion: 88 Resp: 15037

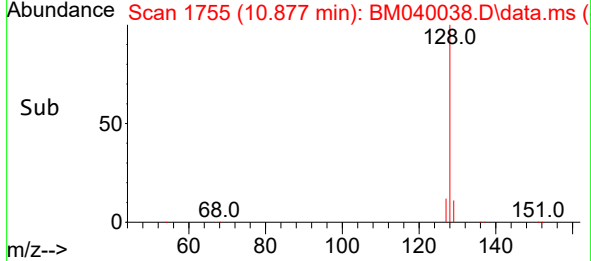
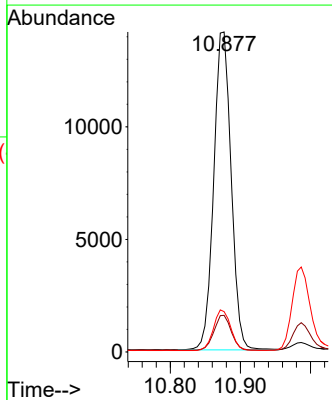
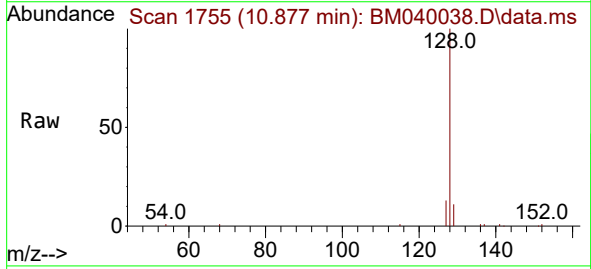
Ion	Ratio	Lower	Upper
88	100		
43	31.4	25.9	38.9
58	67.8	48.5	72.7

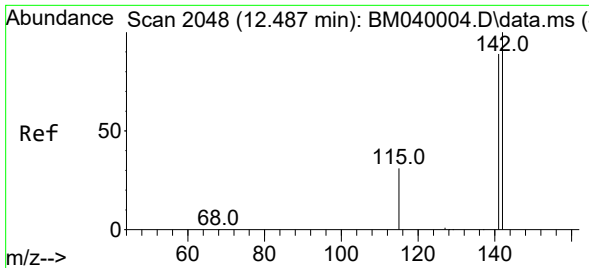


#5
 Naphthalene
 Concen: 0.406 ng/ul
 RT: 10.877 min Scan# 1755
 Delta R.T. -0.000 min
 Lab File: BM040038.D
 Acq: 26 May 2023 15:59

Tgt Ion: 128 Resp: 24302

Ion	Ratio	Lower	Upper
128	100		
129	11.4	9.0	13.6
127	12.6	10.5	15.7

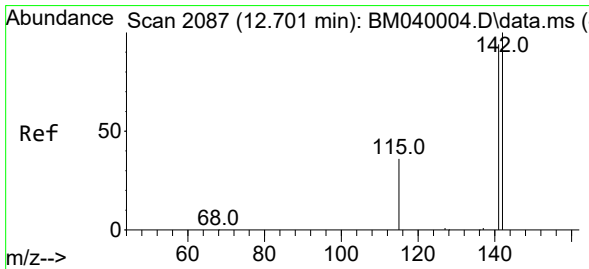
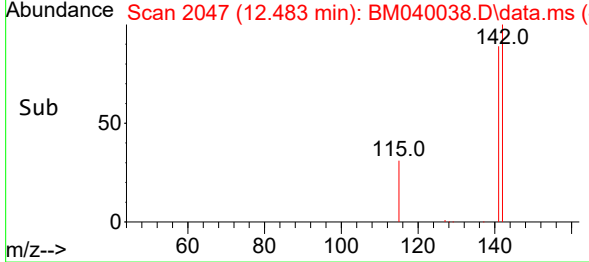
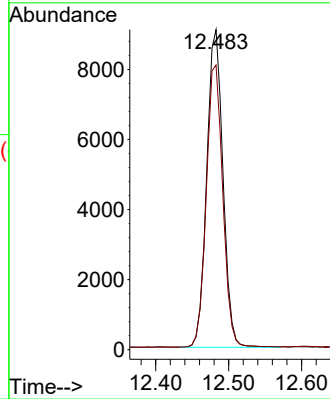
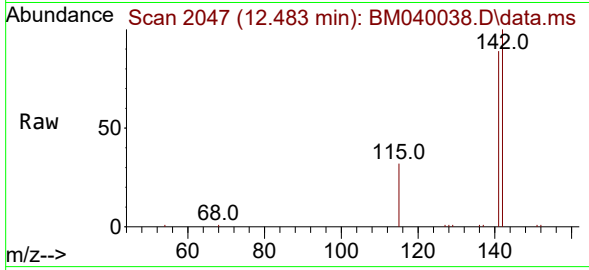




#7
 2-Methylnaphthalene
 Concen: 0.388 ng/ul
 RT: 12.483 min Scan# 2047
 Delta R.T. -0.000 min
 Lab File: BM040038.D
 Acq: 26 May 2023 15:59

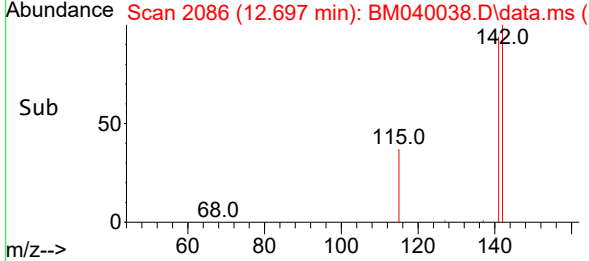
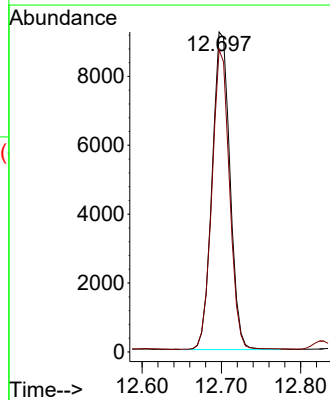
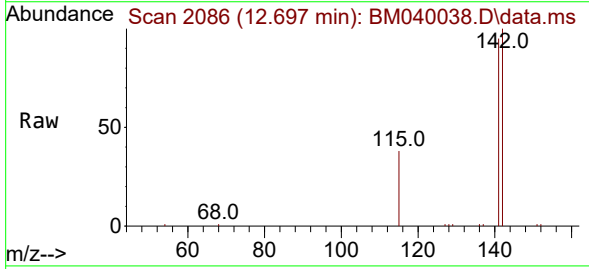
Instrument :
 BNA_M
 ClientSampleId :
 H0FJ2MS

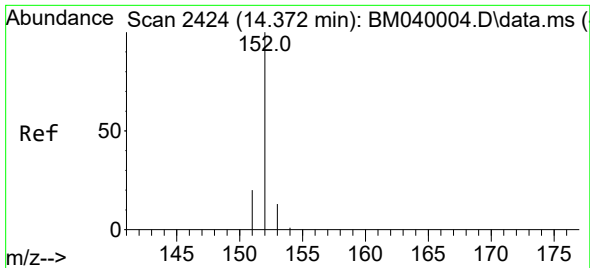
Tgt Ion:142 Resp: 14044
 Ion Ratio Lower Upper
 142 100
 141 90.4 71.3 106.9



#8
 1-Methylnaphthalene
 Concen: 0.383 ng/ul
 RT: 12.697 min Scan# 2086
 Delta R.T. -0.006 min
 Lab File: BM040038.D
 Acq: 26 May 2023 15:59

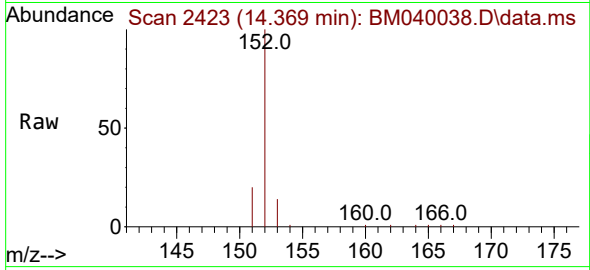
Tgt Ion:142 Resp: 14396
 Ion Ratio Lower Upper
 142 100
 141 92.8 73.8 110.6



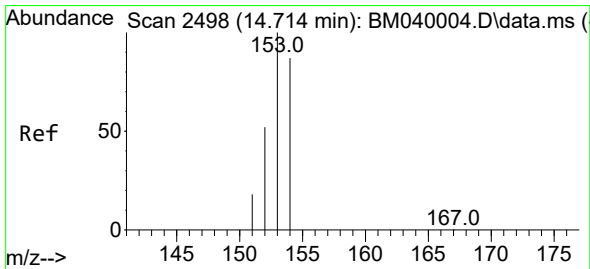
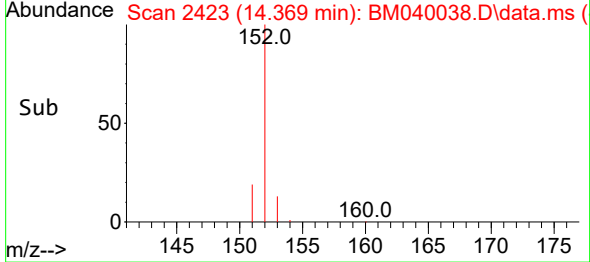
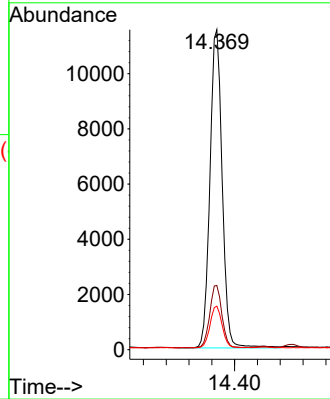


#10
 Acenaphthylene
 Concen: 0.406 ng/u1
 RT: 14.369 min Scan# 2423
 Delta R.T. -0.000 min
 Lab File: BM040038.D
 Acq: 26 May 2023 15:59

Instrument :
 BNA_M
 ClientSampleId :
 H0FJ2MS

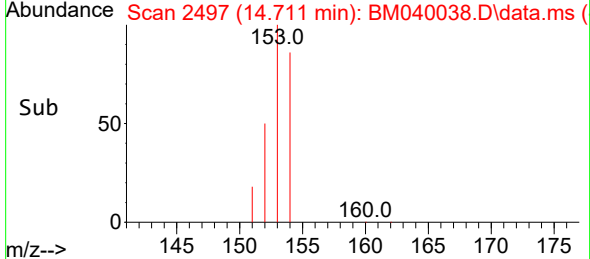
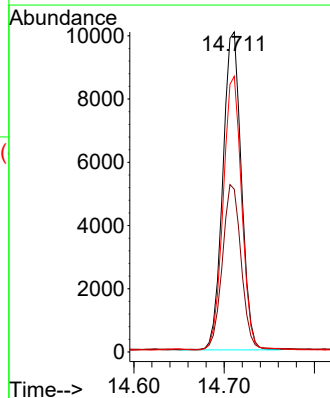
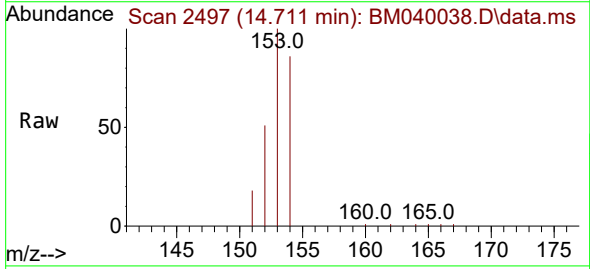


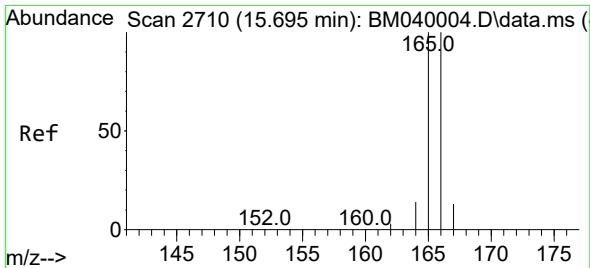
Tgt Ion:152 Resp: 17148
 Ion Ratio Lower Upper
 152 100
 151 20.0 16.2 24.4
 153 13.6 10.6 16.0



#11
 Acenaphthene
 Concen: 0.415 ng/u1
 RT: 14.711 min Scan# 2497
 Delta R.T. -0.000 min
 Lab File: BM040038.D
 Acq: 26 May 2023 15:59

Tgt Ion:153 Resp: 14254
 Ion Ratio Lower Upper
 153 100
 152 50.9 42.0 63.0
 154 86.2 69.4 104.2

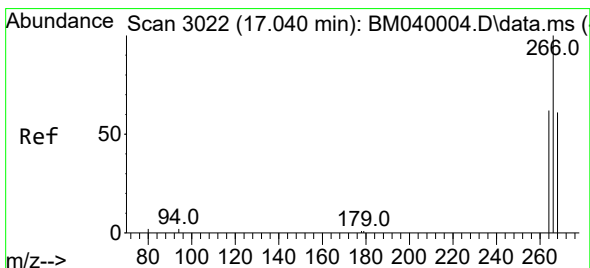
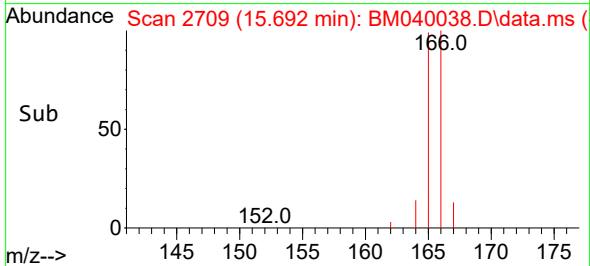
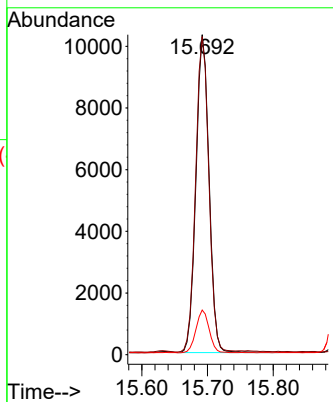
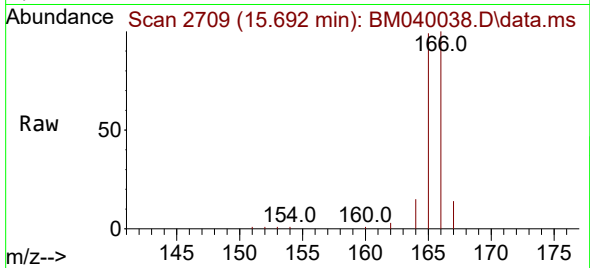




#12
 Fluorene
 Concen: 0.398 ng/uI
 RT: 15.692 min Scan# 2709
 Delta R.T. -0.005 min
 Lab File: BM040038.D
 Acq: 26 May 2023 15:59

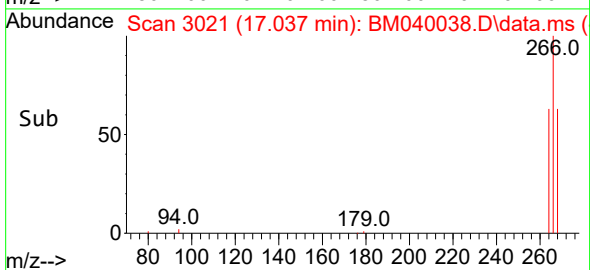
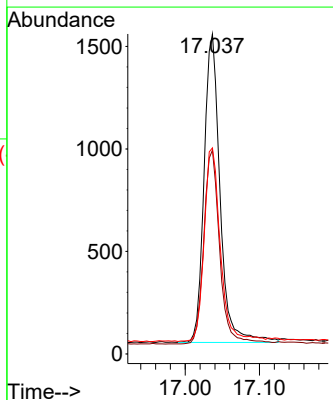
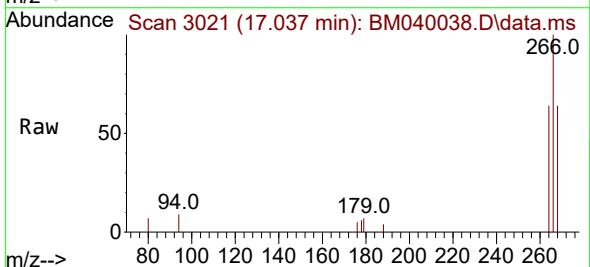
Instrument :
 BNA_M
 ClientSampleId :
 H0FJ2MS

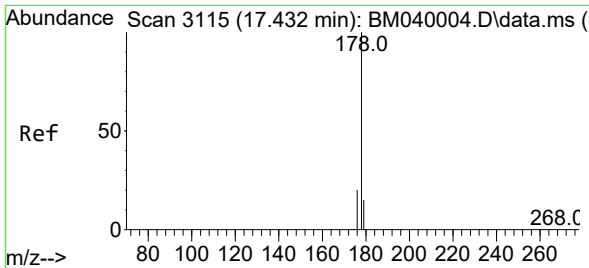
Tgt Ion	Resp	Lower	Upper
166	14249		
166	100		
165	99.4	79.3	118.9
167	13.9	10.8	16.2



#14
 Pentachlorophenol
 Concen: 0.616 ng/uI
 RT: 17.037 min Scan# 3021
 Delta R.T. -0.004 min
 Lab File: BM040038.D
 Acq: 26 May 2023 15:59

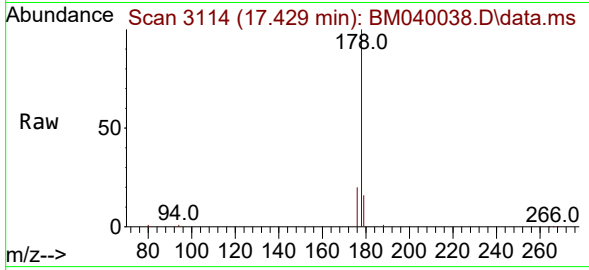
Tgt Ion	Resp	Lower	Upper
266	2251		
266	100		
264	62.5	49.2	73.8
268	63.7	51.9	77.9



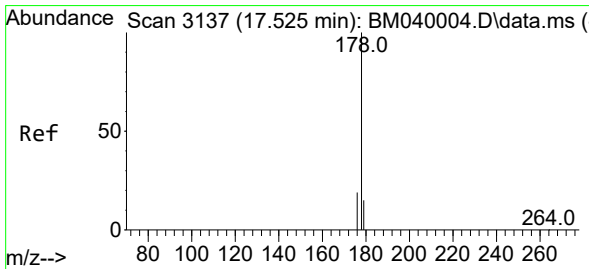
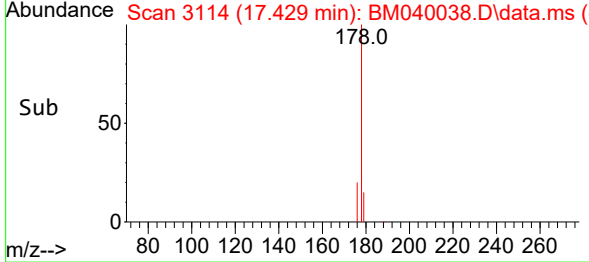
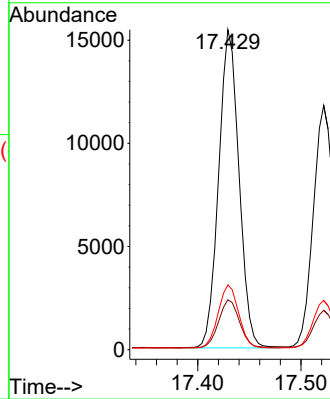


#15
 Phenanthrene
 Concen: 0.413 ng/u1
 RT: 17.429 min Scan# 3114
 Delta R.T. -0.004 min
 Lab File: BM040038.D
 Acq: 26 May 2023 15:59

Instrument :
 BNA_M
 ClientSampleId :
 H0FJ2MS

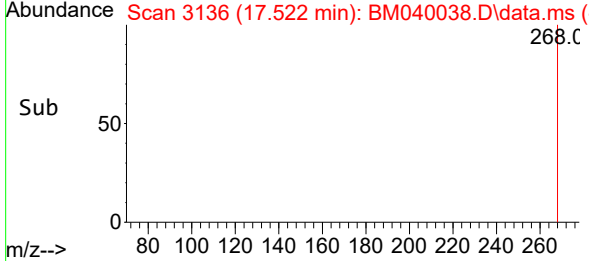
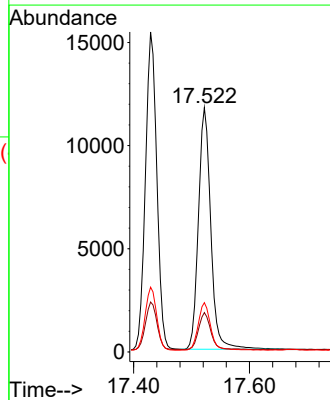
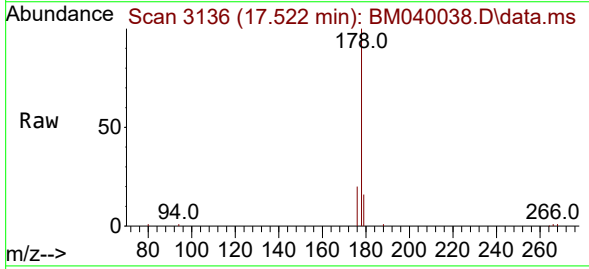


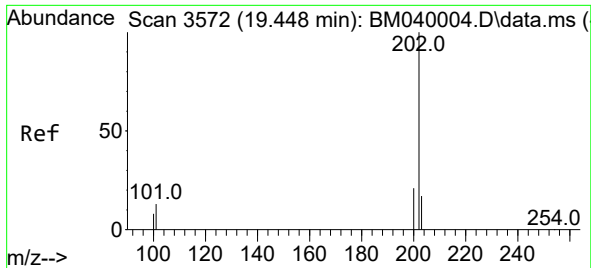
Tgt Ion:178 Resp: 21088
 Ion Ratio Lower Upper
 178 100
 179 15.6 12.4 18.6
 176 20.2 16.3 24.5



#16
 Anthracene
 Concen: 0.406 ng/u1
 RT: 17.522 min Scan# 3136
 Delta R.T. -0.004 min
 Lab File: BM040038.D
 Acq: 26 May 2023 15:59

Tgt Ion:178 Resp: 17399
 Ion Ratio Lower Upper
 178 100
 179 16.1 12.6 19.0
 176 20.2 15.5 23.3



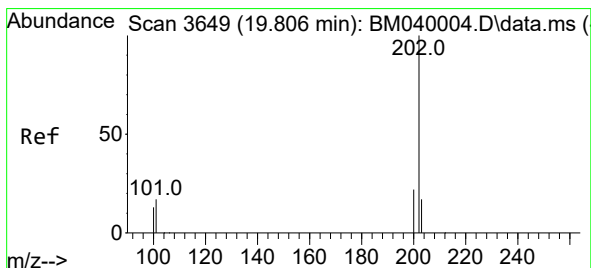
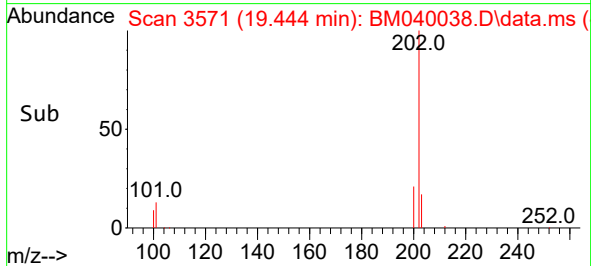
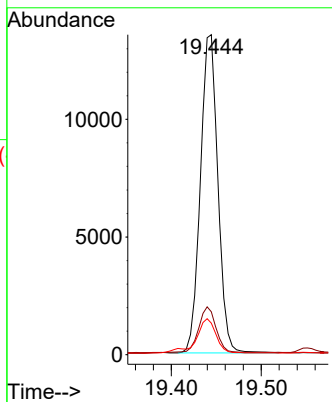
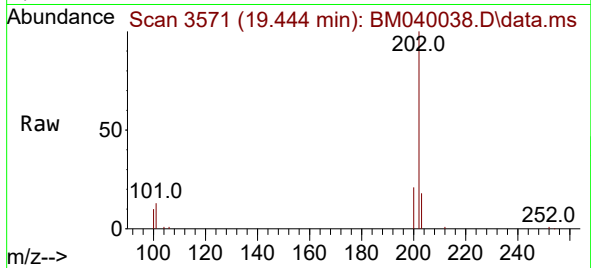


#19
 Fluoranthene
 Concen: 0.491 ng/u1
 RT: 19.444 min Scan# 3571
 Delta R.T. -0.000 min
 Lab File: BM040038.D
 Acq: 26 May 2023 15:59

Instrument :
 BNA_M
 ClientSampleId :
 H0FJ2MS

Tgt Ion:202 Resp: 18334

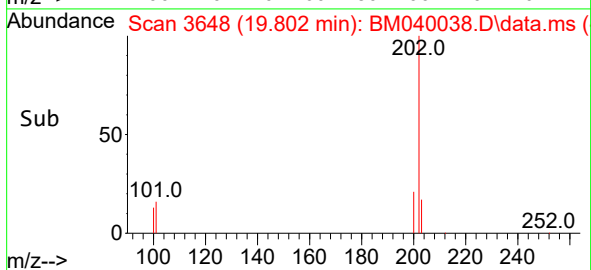
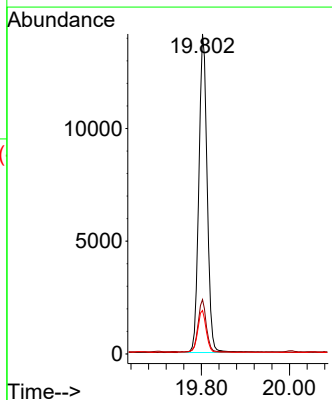
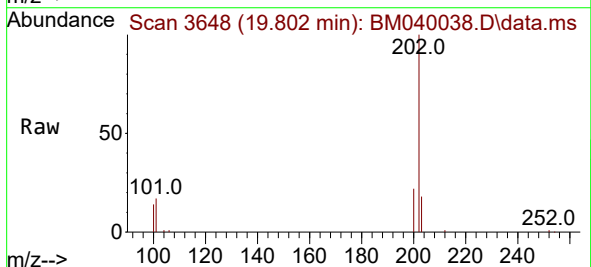
Ion	Ratio	Lower	Upper
202	100		
101	13.4	11.5	17.3
100	9.9	8.5	12.7

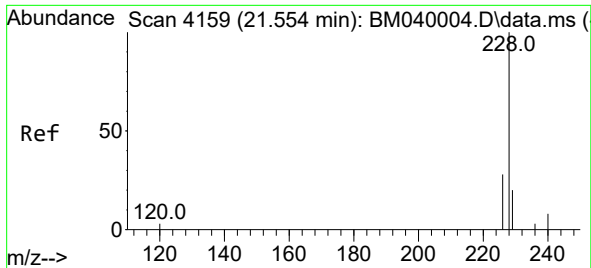


#20
 Pyrene
 Concen: 0.490 ng/u1
 RT: 19.802 min Scan# 3648
 Delta R.T. -0.005 min
 Lab File: BM040038.D
 Acq: 26 May 2023 15:59

Tgt Ion:202 Resp: 18537

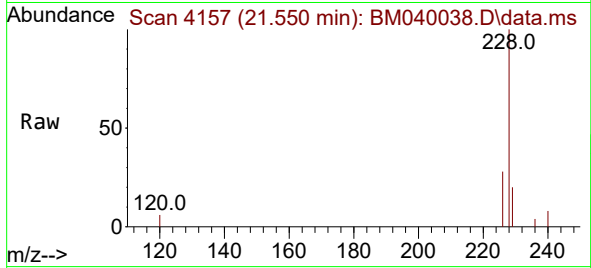
Ion	Ratio	Lower	Upper
202	100		
101	17.0	13.3	19.9
100	13.6	10.9	16.3



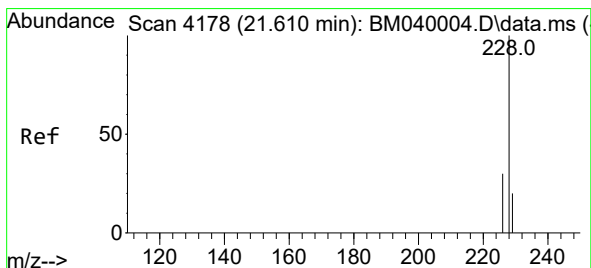
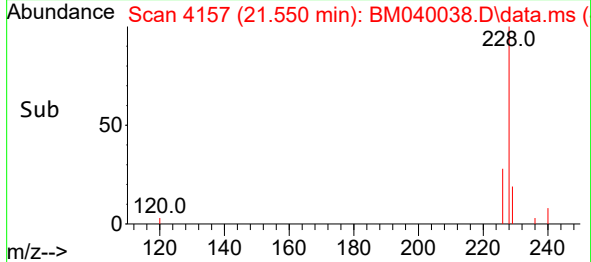
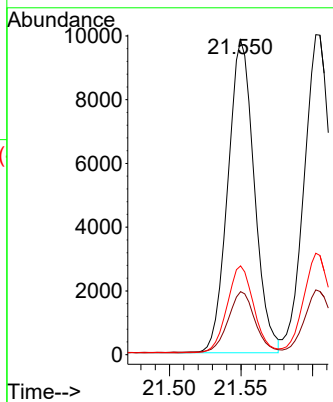


#21
 Benzo(a)anthracene
 Concen: 0.451 ng/u1
 RT: 21.550 min Scan# 4157
 Delta R.T. -0.006 min
 Lab File: BM040038.D
 Acq: 26 May 2023 15:59

Instrument :
 BNA_M
 ClientSampleId :
 H0FJ2MS

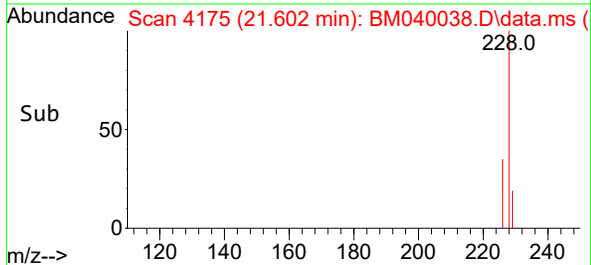
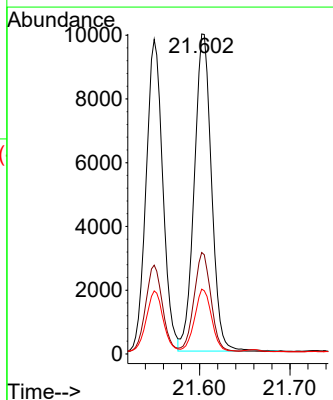
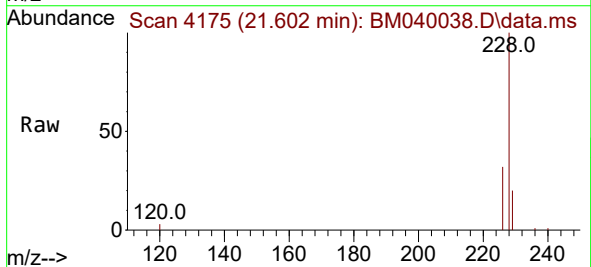


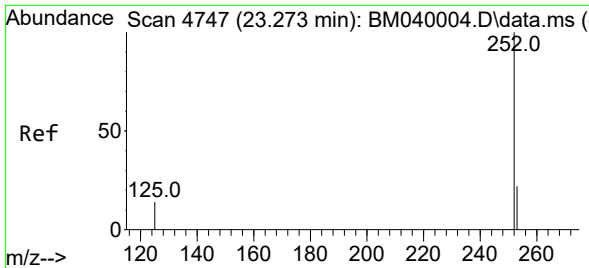
Tgt Ion:228 Resp: 12615
 Ion Ratio Lower Upper
 228 100
 229 20.0 15.6 23.4
 226 28.2 22.5 33.7



#22
 Chrysene
 Concen: 0.444 ng/u1
 RT: 21.602 min Scan# 4175
 Delta R.T. -0.009 min
 Lab File: BM040038.D
 Acq: 26 May 2023 15:59

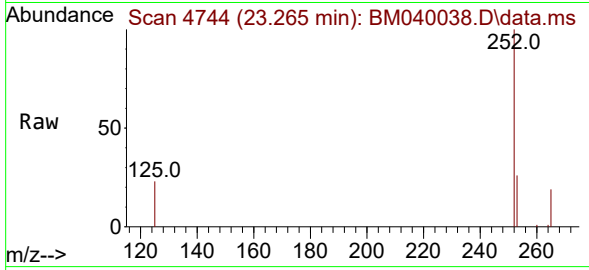
Tgt Ion:228 Resp: 13197
 Ion Ratio Lower Upper
 228 100
 226 31.7 24.6 36.8
 229 20.2 15.6 23.4



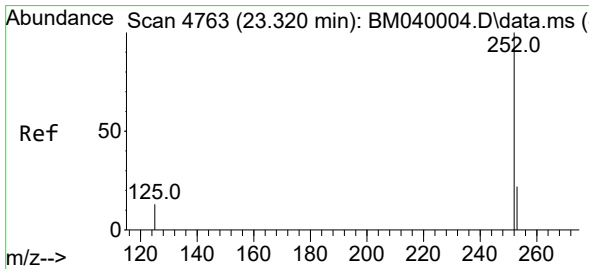
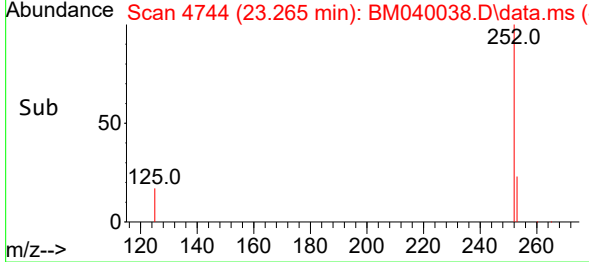
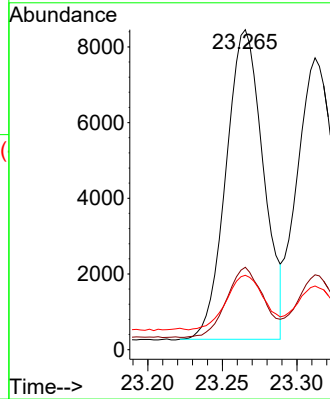


#24
 Benzo(b)fluoranthene
 Concen: 0.432 ng/uI
 RT: 23.265 min Scan# 41
 Delta R.T. -0.009 min
 Lab File: BM040038.D
 Acq: 26 May 2023 15:59

Instrument :
 BNA_M
 ClientSampleId :
 H0FJ2MS

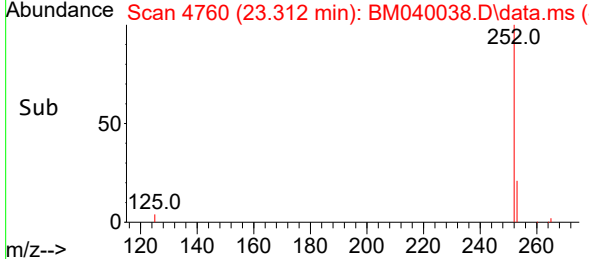
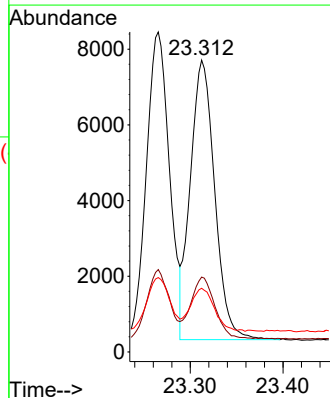
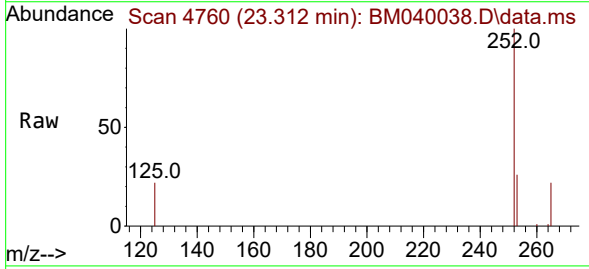


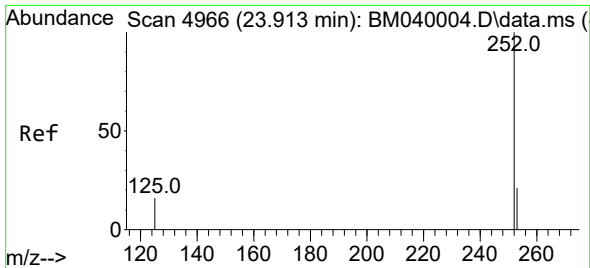
Tgt Ion:252 Resp: 14255
 Ion Ratio Lower Upper
 252 100
 253 25.7 0.0 49.8
 125 23.3 0.0 39.2



#25
 Benzo(k)fluoranthene
 Concen: 0.406 ng/uI
 RT: 23.312 min Scan# 4760
 Delta R.T. -0.012 min
 Lab File: BM040038.D
 Acq: 26 May 2023 15:59

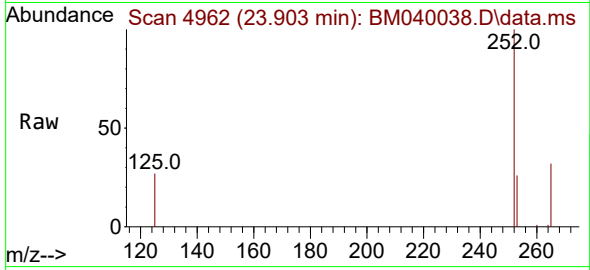
Tgt Ion:252 Resp: 13511
 Ion Ratio Lower Upper
 252 100
 253 25.6 19.7 29.5
 125 21.8 15.0 22.4



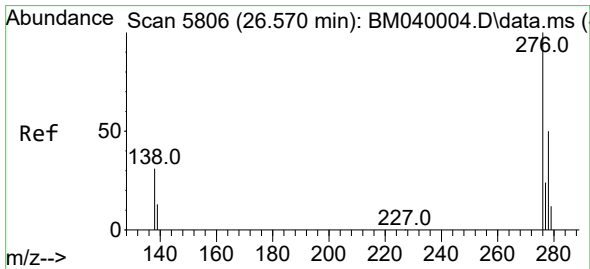
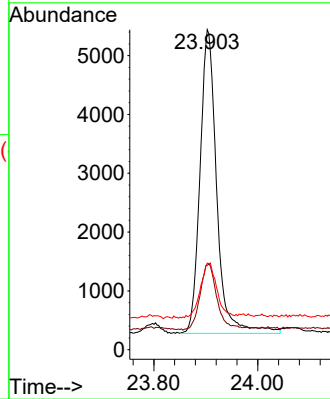
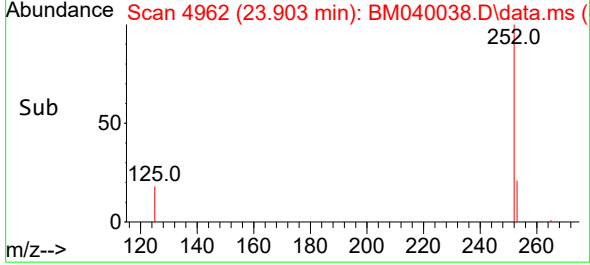


#26
 Benzo(a)pyrene
 Concen: 0.417 ng/uI
 RT: 23.903 min Scan# 4966
 Delta R.T. -0.012 min
 Lab File: BM040038.D
 Acq: 26 May 2023 15:59

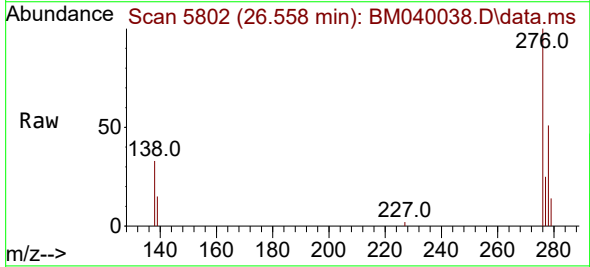
Instrument :
 BNA_M
 ClientSampleId :
 H0FJ2MS



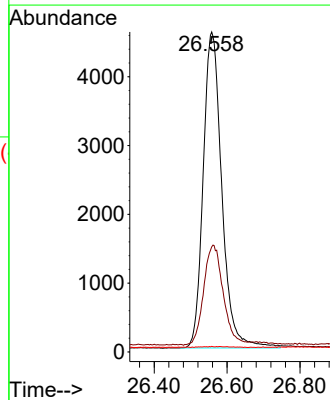

Tgt Ion:252 Resp: 11508
 Ion Ratio Lower Upper
 252 100
 253 26.4 20.6 31.0
 125 27.1 19.1 28.7

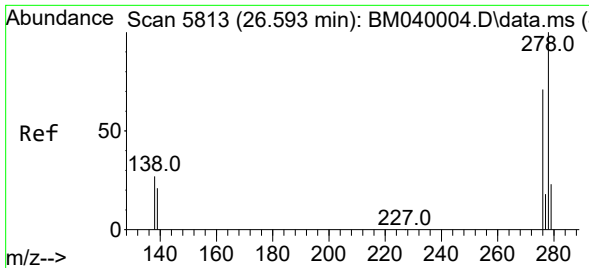


#27
 Indeno(1,2,3-cd)pyrene
 Concen: 0.410 ng/uI
 RT: 26.558 min Scan# 5802
 Delta R.T. -0.014 min
 Lab File: BM040038.D
 Acq: 26 May 2023 15:59



Tgt Ion:276 Resp: 16295
 Ion Ratio Lower Upper
 276 100
 138 34.4 26.9 40.3
 227 0.0 0.1 0.1#

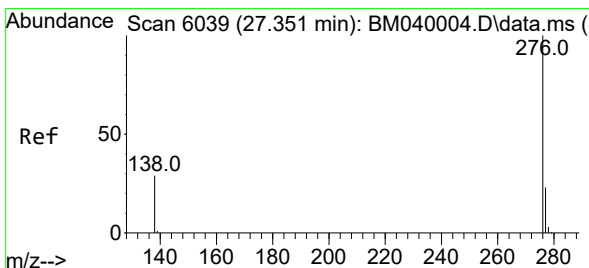
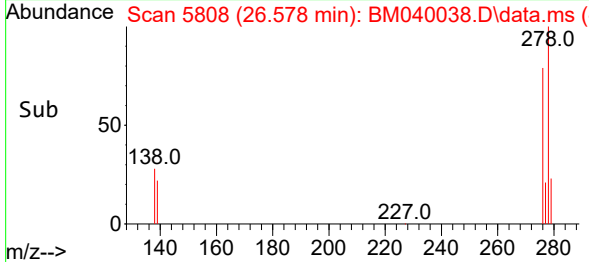
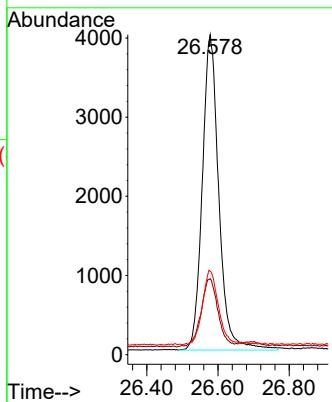
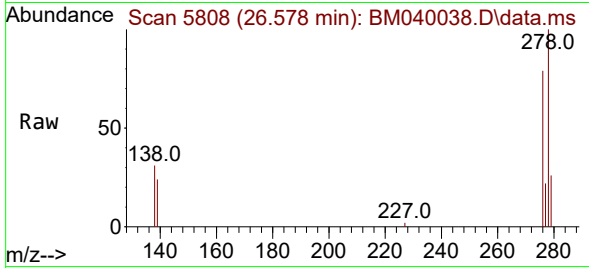




#28
 Dibenzo(a,h)anthracene
 Concen: 0.400 ng/ul
 RT: 26.578 min Scan# 5808
 Delta R.T. -0.017 min
 Lab File: BM040038.D
 Acq: 26 May 2023 15:59

Instrument :
 BNA_M
 ClientSampleId :
 H0FJ2MS

Tgt Ion	Resp	Lower	Upper
278	12836		
139	23.8	19.0	28.4
279	26.1	20.6	31.0



#29
 Benzo(g,h,i)perylene
 Concen: 0.425 ng/ul
 RT: 27.343 min Scan# 6036
 Delta R.T. -0.014 min
 Lab File: BM040038.D
 Acq: 26 May 2023 15:59

Tgt Ion	Resp	Lower	Upper
276	13836		
138	30.6	23.9	35.9
277	25.1	19.5	29.3

