LSC Area Percent Report

Data Path : Z:\HPCHEM1\BNA_M\DATA\BM062416\
Data File : BM005990.D
Acq On : 25 Jun 2016 05:49
Operator : UM/SJ
Sample : H3612-15 20X
Misc :
ALS Vial : 25 Sample Multiplier: 1

Instrument :
BNA_M
ClientSampleId :
D9Z33

Integration Parameters: LSCINT.P
Integrator: RTE
Smoothing : OFF Filtering: 5
Sampling : 1 Min Area: 1 % of largest Peak
Start Thrs: 0.2 Max Peaks: 100
Stop Thrs : 0 Peak Location: TOP

If leading or trailing edge < 100 prefer < Baseline drop else tangent >
Peak separation: 5

Method : Z:\HPCHEM1\BNA_M\METHODS\SOM02.2-EPA-BM062216.M
Title : SVOA CALIBRATION

Signal : TIC

peak #	R.T. min	first scan	max scan	last scan	PK TY	peak height	corr. area	corr. % max.	% of total
1	5.328	462	466	474	rBV	32256	62112	1.98%	0.297%
2	5.693	522	528	533	rBV2	24024	37002	1.18%	0.177%
3	6.357	636	641	649	rVB2	35435	54863	1.75%	0.262%
4	6.828	713	721	727	rBV4	21074	49013	1.56%	0.234%
5	7.004	742	751	755	rBV2	22842	42280	1.35%	0.202%
6	7.192	779	783	795	rVB3	18497	34658	1.10%	0.166%
7	7.310	795	803	808	rBV2	42621	74057	2.36%	0.354%
8	7.663	856	863	871	rBV	978663	1645533	52.42%	7.866%
9	7.787	878	884	885	rBV4	18216	33962	1.08%	0.162%
10	7.881	896	900	906	rVB3	27787	40261	1.28%	0.192%
11	8.416	986	991	998	rBV4	18740	37964	1.21%	0.181%
12	8.563	1009	1016	1026	rBV2	67373	225594	7.19%	1.078%
13	10.063	1264	1271	1277	rBV6	16446	33392	1.06%	0.160%
14	10.445	1327	1336	1343	rBV	1320391	2330485	74.24%	11.140%
15	10.875	1402	1409	1417	rBV4	21727	55763	1.78%	0.267%
16	12.045	1600	1608	1616	rBV3	28782	74990	2.39%	0.358%
17	13.121	1782	1791	1801	rBV2	89372	339447	10.81%	1.623%
18	13.257	1809	1814	1824	rVB5	40070	97438	3.10%	0.466%
19	13.721	1888	1893	1898	rBV	30415	48085	1.53%	0.230%
20	13.998	1936	1940	1946	rBV	33196	53831	1.71%	0.257%
21	14.310	1986	1993	2003	rBV2	1691134	2702691	86.09%	12.919%
22	15.304	2156	2162	2167	rBV2	56728	84318	2.69%	0.403%
23	15.374	2167	2174	2181	rBV	1172671	1804419	57.48%	8.626%
24	15.539	2197	2202	2214	rVB	177979	284617	9.07%	1.361%
25	15.898	2255	2263	2272	rVB	257826	395644	12.60%	1.891%
26	16.474	2355	2361	2369	rBV	156228	240768	7.67%	1.151%
27	16.951	2438	2442	2446	rBV6	22084	38369	1.22%	0.183%
28	17.057	2453	2460	2472	rBV2	2027605	3053181	97.26%	14.595%
29	17.157	2472	2477	2481	rVV	50099	77790	2.48%	0.372%
30	17.692	2565	2568	2573	rBV4	27197	46644	1.49%	0.223%
31	17.856	2592	2596	2598	rBV	33563	40844	1.30%	0.195%
32	18.621	2722	2726	2734	rBV	156207	224746	7.16%	1.074%
33	19.639	2897	2899	2906	rBV	107845	134403	4.28%	0.642%
34	19.839	2930	2933	2938	rVB	196843	237095	7.55%	1.133%

LSC Area Percent Report

Data Path : Z:\HPCHEM1\BNA_M\DATA\BM062416\
Data File : BM005990.D
Acq On : 25 Jun 2016 05:49
Operator : UM/SJ
Sample : H3612-15 20X
Misc :
ALS Vial : 25 Sample Multiplier: 1

Instrument :
BNA_M
ClientSampleId :
D9Z33

Integration Parameters: LSCINT.P
Integrator: RTE
Smoothing : OFF Filtering: 5
Sampling : 1 Min Area: 1 % of largest Peak
Start Thrs: 0.2 Max Peaks: 100
Stop Thrs : 0 Peak Location: TOP

If leading or trailing edge < 100 prefer < Baseline drop else tangent >
Peak separation: 5

Method : Z:\HPCHEM1\BNA_M\METHODS\SOM02.2-EPA-BM062216.M
Title : SVOA CALIBRATION

35	21.250	3168	3173	3182	rVB	2333487	3139197	100.00%	15.006%
36	23.468	3545	3550	3562	rVB2	1535915	3044021	96.97%	14.551%

Sum of corrected areas: 20919477

Data Path : Z:\HPCHEM1\BNA_M\DATA\BM062416\
Data File : BM005990.D
Acq On : 25 Jun 2016 05:49
Operator : UM/SJ
Sample : H3612-15 20X
Misc :
ALS Vial : 25 Sample Multiplier: 1

Instrument :
BNA_M
ClientSampleId :
D9Z33

Quant Method : Z:\HPCHEM1\BNA_M\METHODS\SOM02.2-EPA-BM062216.M
Quant Title : SVOA CALIBRATION

TIC Library : C:\DATABASE\NIST11.L
TIC Integration Parameters: LSCINT.P

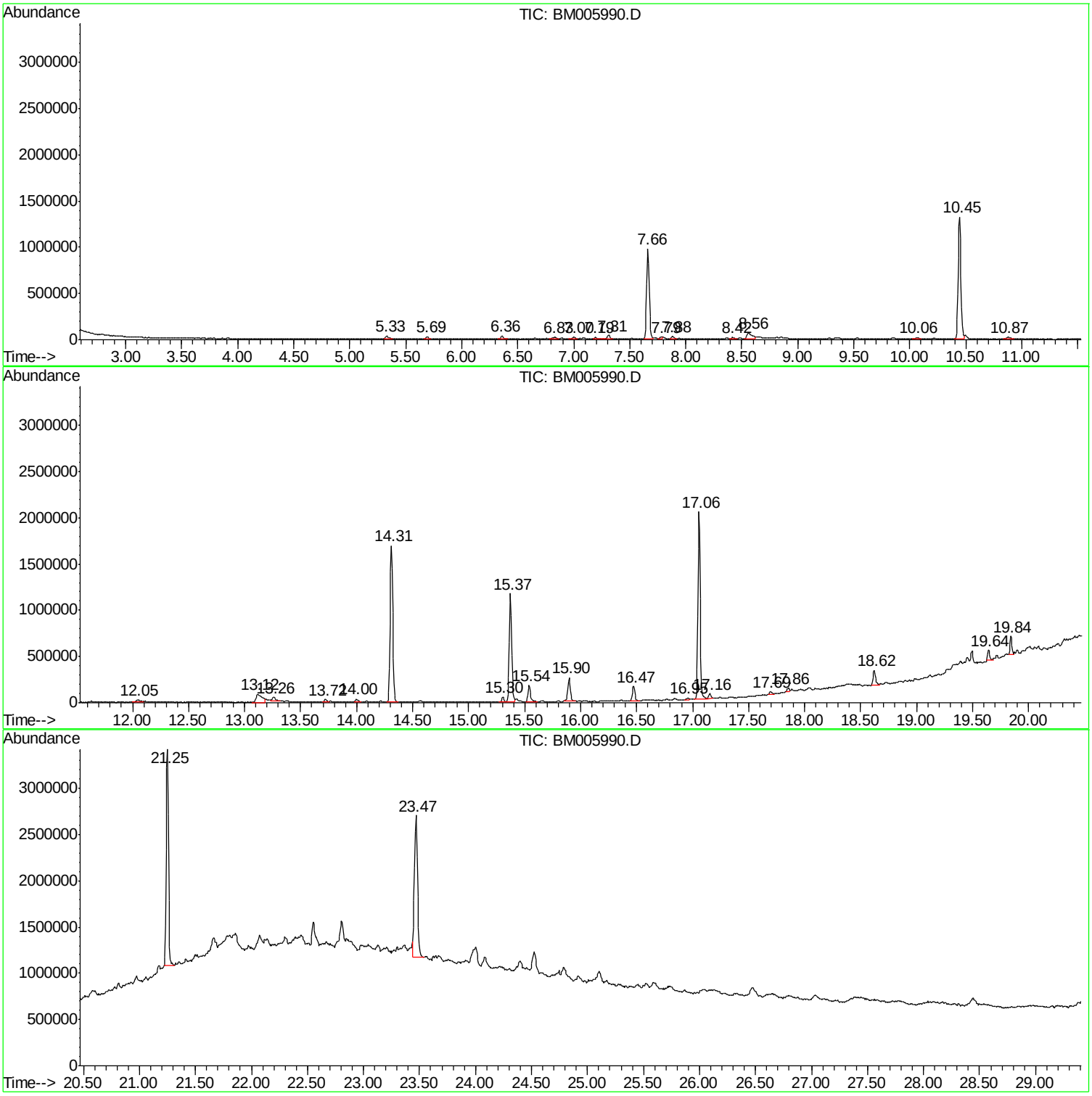

Library Search Compound Report

Data Path : Z:\HPCHEM1\BNA_M\DATA\BM062416\
Data File : BM005990.D
Acq On : 25 Jun 2016 05:49
Operator : UM/SJ
Sample : H3612-15 20X
Misc :
ALS Vial : 25 Sample Multiplier: 1

Instrument :
BNA_M
ClientSampleId :
D9Z33

Quant Method : Z:\HPCHEM1\BNA_M\METHODS\SOM02.2-EPA-BM062216.M
Quant Title : SVOA CALIBRATION

TIC Library : C:\DATABASE\NIST11.L
TIC Integration Parameters: LSCINT.P

****

Peak Number 1 p-Aminotoluene Concentration Rank 2

R.T.	EstConc	Area	Relative to ISTD	R.T.
8.56	2.74 ng/ul	225594	1,4-Dichlorobenzene-d4	7.66

Hit# of 5	Tentative ID	MW	MolForm	CAS#	Qual
1	p-Aminotoluene	107	C7H9N	000106-49-0	91
2	Aniline, N-methyl-	107	C7H9N	000100-61-8	90
3	o-Toluidine	107	C7H9N	000095-53-4	90
4	Aniline, N-methyl-	107	C7H9N	000100-61-8	90
5	Benzenamine, 3-methyl-	107	C7H9N	000108-44-1	87

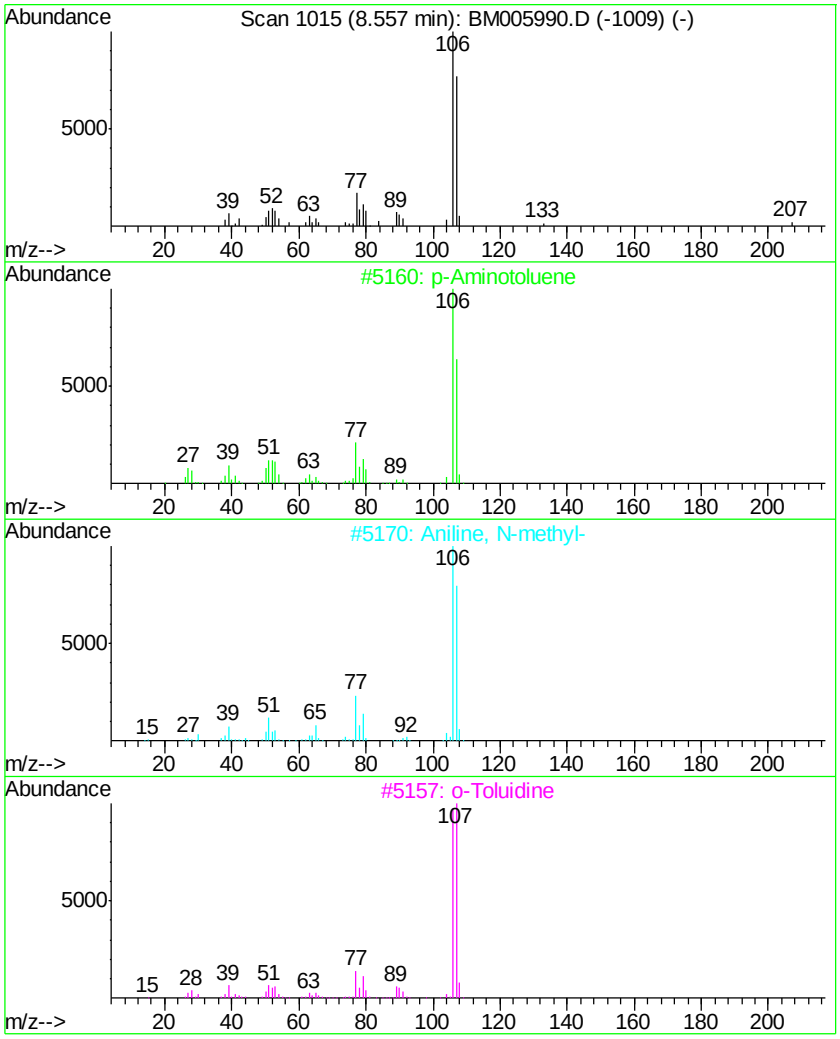

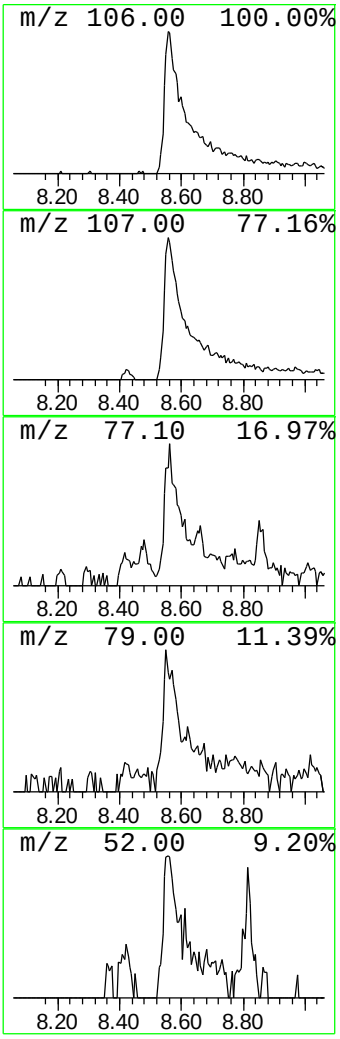

Library Search Compound Report

Data Path : Z:\HPCHEM1\BNA_M\DATA\BM062416\
Data File : BM005990.D
Acq On : 25 Jun 2016 05:49
Operator : UM/SJ
Sample : H3612-15 20X
Misc :
ALS Vial : 25 Sample Multiplier: 1

Instrument :
BNA_M
ClientSampleId :
D9Z33

Quant Method : Z:\HPCHEM1\BNA_M\METHODS\SOM02.2-EPA-BM062216.M
Quant Title : SVOA CALIBRATION

TIC Library : C:\DATABASE\NIST11.L
TIC Integration Parameters: LSCINT.P

****
Peak Number 2 1,3-Benzenediamine, 4-methyl- Concentration Rank 4

R.T.	EstConc	Area	Relative to ISTD	R.T.
13.12	2.51 ng/ul	339447	Acenaphthene-d10	14.31

Hit# of 5	Tentative ID	MW	MolForm	CAS#	Qual
1	1,3-Benzenediamine, 4-methyl-	122	C7H10N2	000095-80-7	97
2	1,3-Benzenediamine, 4-methyl-	122	C7H10N2	000095-80-7	95
3	1,3-Benzenediamine, 4-methyl-	122	C7H10N2	000095-80-7	94
4	1,3-Benzenediamine, 2-methyl-	122	C7H10N2	000823-40-5	78
5	4-Pyridinamine, N,N-dimethyl-	122	C7H10N2	001122-58-3	72

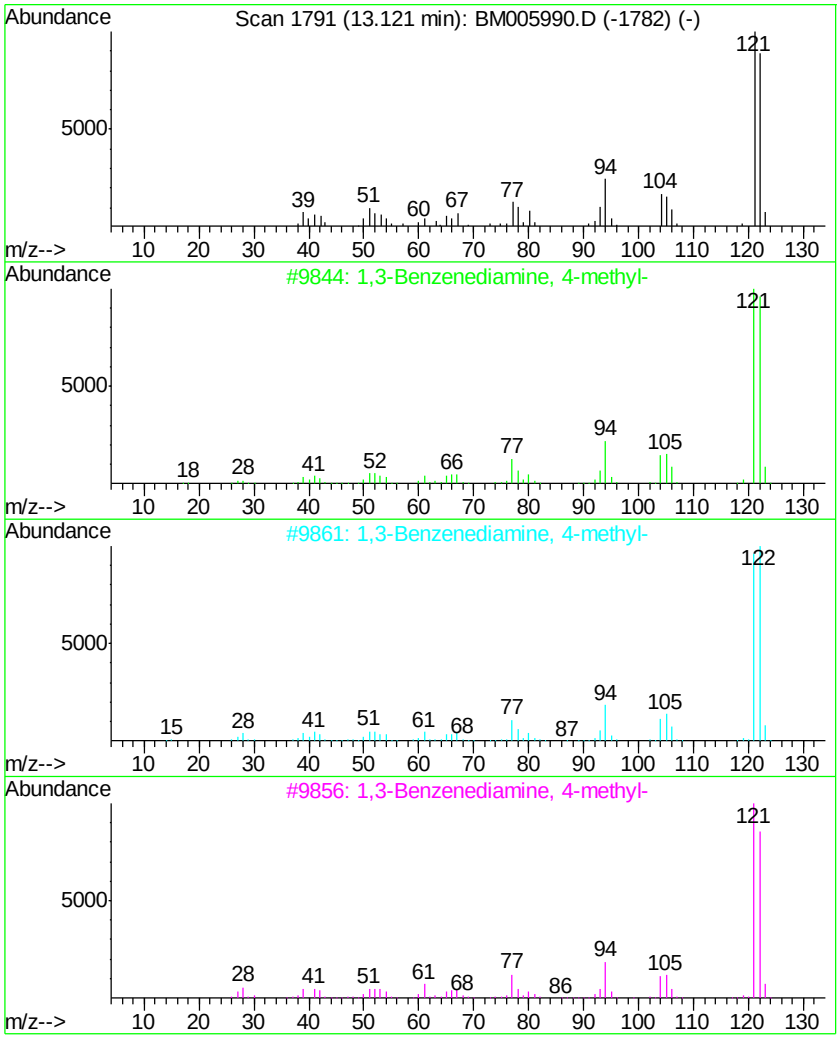

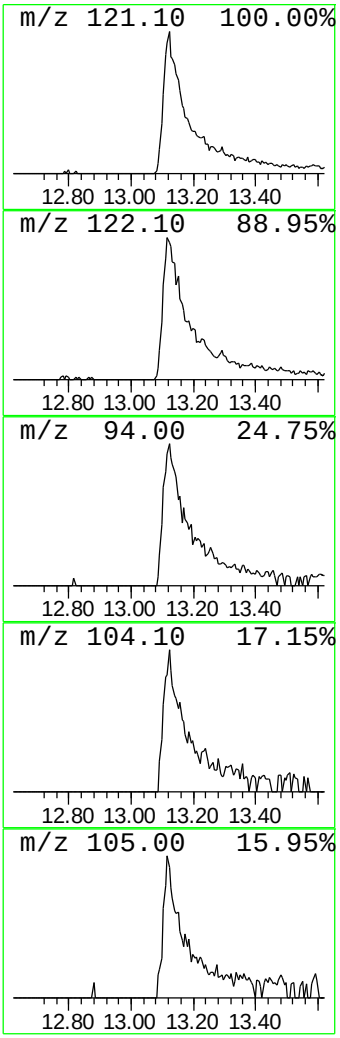

Library Search Compound Report

Data Path : Z:\HPCHEM1\BNA_M\DATA\BM062416\
Data File : BM005990.D
Acq On : 25 Jun 2016 05:49
Operator : UM/SJ
Sample : H3612-15 20X
Misc :
ALS Vial : 25 Sample Multiplier: 1

Instrument :
BNA_M
ClientSampleId :
D9Z33

Quant Method : Z:\HPCHEM1\BNA_M\METHODS\SOM02.2-EPA-BM062216.M
Quant Title : SVOA CALIBRATION

TIC Library : C:\DATABASE\NIST11.L
TIC Integration Parameters: LSCINT.P

****
Peak Number 3 Benzenamine, 2-methyl-5-nitro- Concentration Rank 1

R.T.	EstConc	Area	Relative to ISTD	R.T.
15.37	13.35 ng/ul	1804420	Acenaphthene-d10	14.31

Hit# of 5	Tentative ID	MW	MolForm	CAS#	Qual
1	Benzenamine, 2-methyl-5-nitro-	152	C7H8N2O2	000099-55-8	98
2	Benzenamine, 2-methyl-5-nitro-	152	C7H8N2O2	000099-55-8	95
3	Benzenamine, 2-methyl-5-nitro-	152	C7H8N2O2	000099-55-8	95
4	Benzenamine, 2-methyl-4-nitro-	152	C7H8N2O2	000099-52-5	93
5	2-Methyl-6-nitroaniline	152	C7H8N2O2	000570-24-1	81

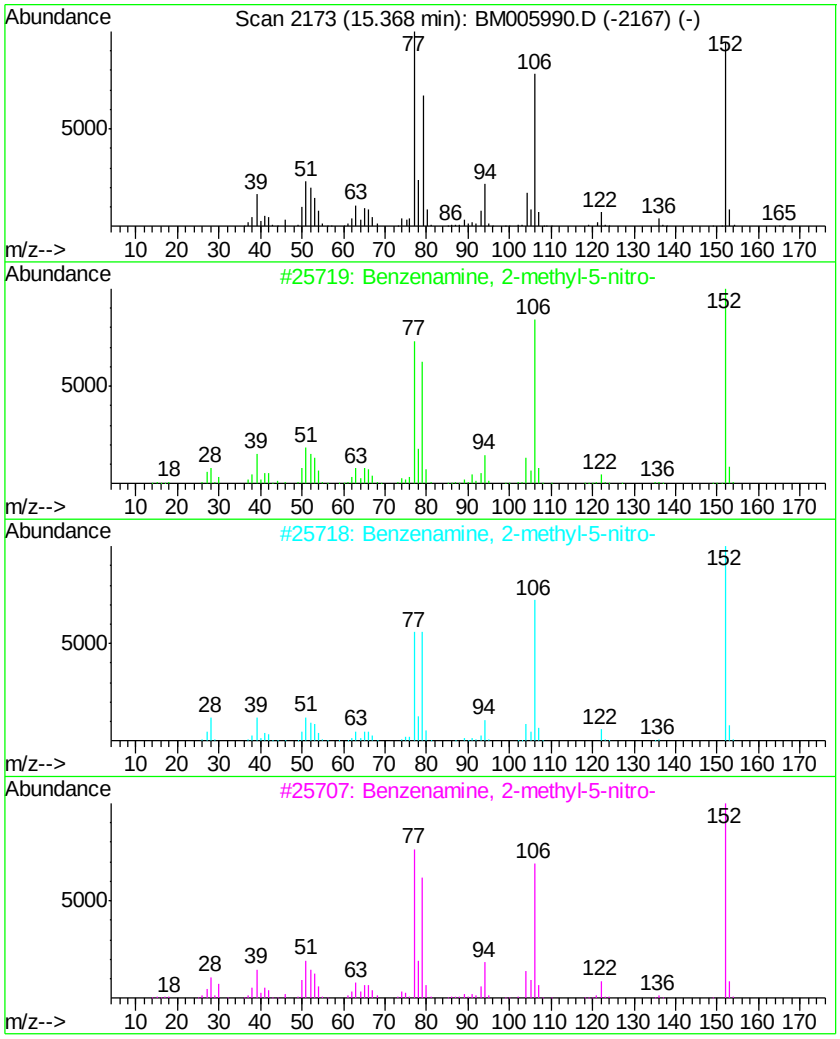

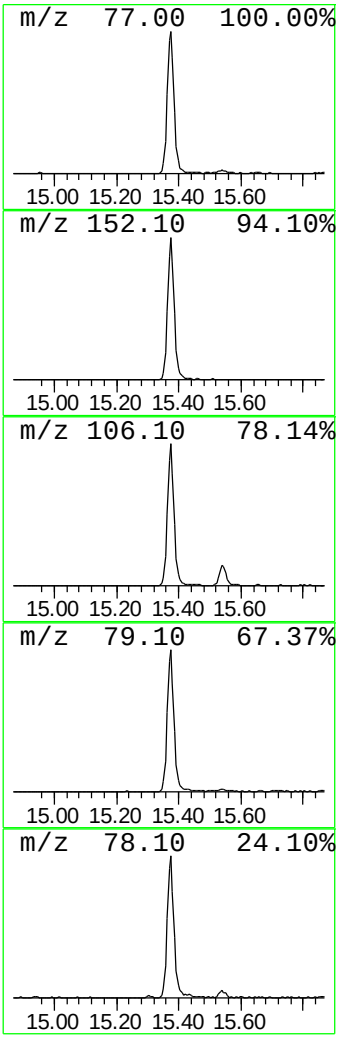

Library Search Compound Report

Data Path : Z:\HPCHEM1\BNA_M\DATA\BM062416\
Data File : BM005990.D
Acq On : 25 Jun 2016 05:49
Operator : UM/SJ
Sample : H3612-15 20X
Misc :
ALS Vial : 25 Sample Multiplier: 1

Instrument :
BNA_M
ClientSampleId :
D9Z33

Quant Method : Z:\HPCHEM1\BNA_M\METHODS\SOM02.2-EPA-BM062216.M
Quant Title : SVOA CALIBRATION

TIC Library : C:\DATABASE\NIST11.L
TIC Integration Parameters: LSCINT.P

****
Peak Number 4 Benzenesulfonamide, 2-methyl- Concentration Rank 5

R.T.	EstConc	Area	Relative to ISTD	R.T.
15.54	2.11 ng/ul	284617	Acenaphthene-d10	14.31

Hit# of 5	Tentative ID	MW	MolForm	CAS#	Qual
1	Benzenesulfonamide, 2-methyl-	171	C7H9NO2S	000088-19-7	97
2	Benzenesulfonamide, 2-methyl-	171	C7H9NO2S	000088-19-7	95
3	Benzenesulfonamide, 2-methyl-	171	C7H9NO2S	000088-19-7	94
4	Benzenesulfonamide, 2-methyl-	171	C7H9NO2S	000088-19-7	94
5	Bicyclo[4.1.0]hepta-1,3,5-triene	90	C7H6	004646-69-9	53

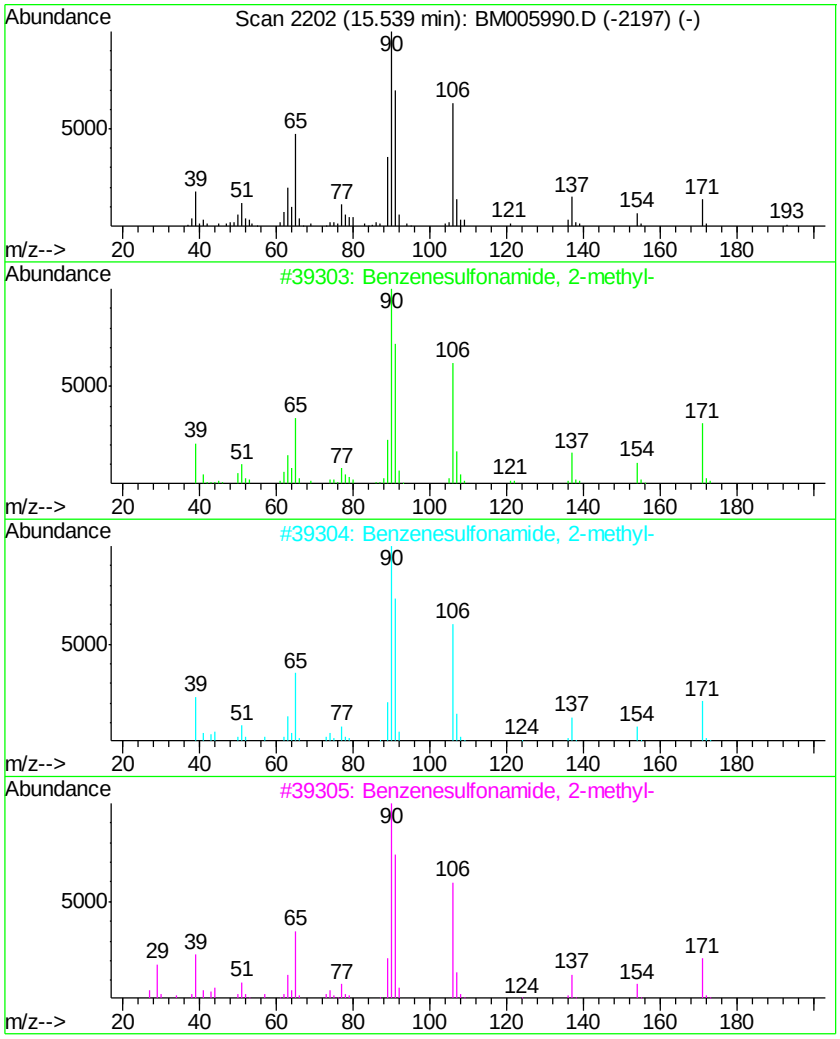

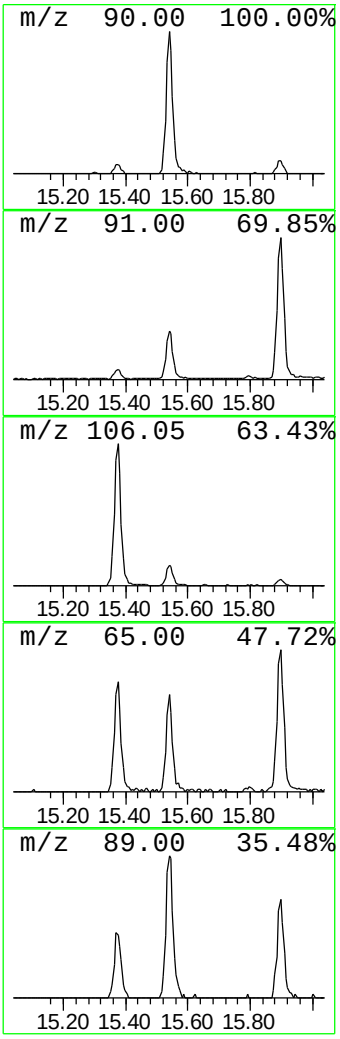

Library Search Compound Report

Data Path : Z:\HPCHEM1\BNA_M\DATA\BM062416\
Data File : BM005990.D
Acq On : 25 Jun 2016 05:49
Operator : UM/SJ
Sample : H3612-15 20X
Misc :
ALS Vial : 25 Sample Multiplier: 1

Instrument :
BNA_M
ClientSampleId :
D9Z33

Quant Method : Z:\HPCHEM1\BNA_M\METHODS\SOM02.2-EPA-BM062216.M
Quant Title : SVOA CALIBRATION

TIC Library : C:\DATABASE\NIST11.L
TIC Integration Parameters: LSCINT.P

****
Peak Number 5 Benzenesulfonamide, 4-methyl- Concentration Rank 3

R.T.	EstConc	Area	Relative to ISTD	R.T.
15.90	2.59 ng/ul	395644	Phenanthrene-d10	17.06

Hit# of 5	Tentative ID	MW	MolForm	CAS#	Qual
1	Benzenesulfonamide, 4-methyl-	171	C7H9NO2S	000070-55-3	97
2	Benzenesulfonamide, 4-methyl-	171	C7H9NO2S	000070-55-3	97
3	Benzenesulfonamide, 4-methyl-	171	C7H9NO2S	000070-55-3	97
4	Benzenesulfonamide, 4-methyl-	171	C7H9NO2S	000070-55-3	96
5	Benzenesulfonamide, 4-methyl-	171	C7H9NO2S	000070-55-3	96

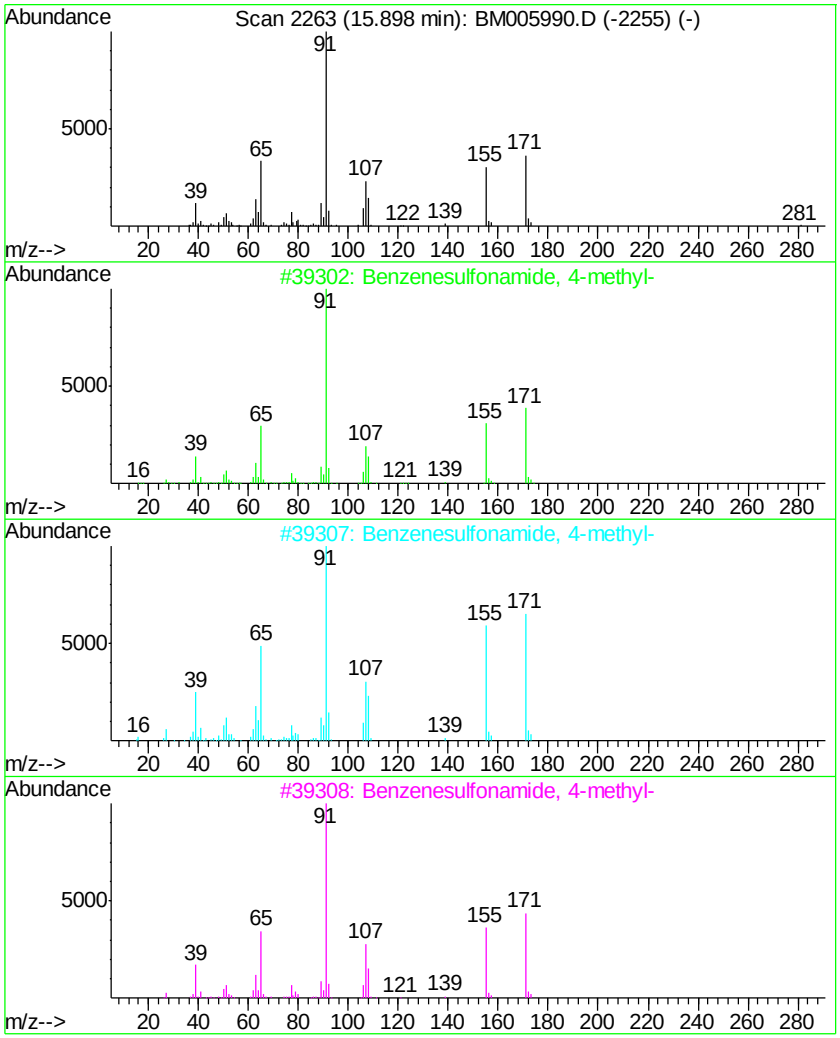

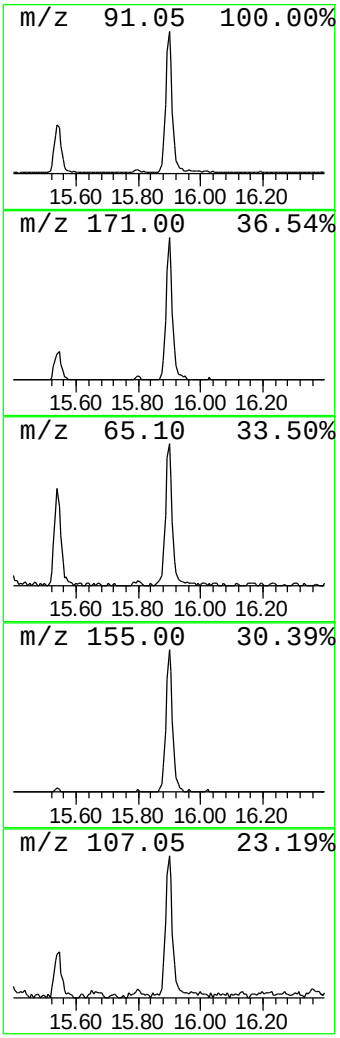

Tentatively Identified Compound (LSC) summary

Data Path : Z:\HPCHEM1\BNA_M\DATA\BM062416\
Data File : BM005990.D
Acq On : 25 Jun 2016 05:49
Operator : UM/SJ
Sample : H3612-15 20X
Misc :
ALS Vial : 25 Sample Multiplier: 1

Instrument :
BNA_M
ClientSampleId :
D9Z33

Quant Method : Z:\HPCHEM1\BNA_M\METHODS\SOM02.2-EPA-BM062216.M
Quant Title : SVOA CALIBRATION

TIC Library : C:\DATABASE\NIST11.L
TIC Integration Parameters: LSCINT.P

TIC Top Hit name	RT	EstConc	Units	Response	Internal Standard #	RT	Resp	Conc
p-Aminotoluene	8.56	2.7	ng/ul	225594	1	7.66	1645530	20.0
1,3-Benzenediamin...	13.12	2.5	ng/ul	339447	3	14.31	2702690	20.0
Benzenamine, 2-me...	15.37	13.4	ng/ul	1804420	3	14.31	2702690	20.0
Benzenesulfonamid...	15.54	2.1	ng/ul	284617	3	14.31	2702690	20.0
Benzenesulfonamid...	15.90	2.6	ng/ul	395644	4	17.06	3053180	20.0