

Data Path : Z:\HPCHEM1\BNA\_M\DATA\BM062716\  
 Data File : BM006070.D  
 Acq On : 27 Jun 2016 14:45  
 Operator : UM/SJ  
 Sample : H3669-08  
 Misc :  
 ALS Vial : 7 Sample Multiplier: 1

Instrument :  
 BNA\_M  
 ClientSampleId :  
 D9Y61

Quant Time: Jun 28 02:12:30 2016  
 Quant Method : Z:\HPCHEM1\BNA\_M\METHODS\SOM02.2-EPA-BM062516.M  
 Quant Title : SVOA CALIBRATION  
 QLast Update : Tue Jun 28 02:11:41 2016  
 Response via : Initial Calibration

Internal Standards	R.T.	QIon	Response	Conc	Units	Dev(Min)
1) 1,4-Dichlorobenzene-d4	7.66	152	173677	20.00	ng/ul	0.00
7) Naphthalene-d8	10.44	136	911141	20.00	ng/ul	0.00
15) Acenaphthene-d10	14.31	164	625744	20.00	ng/ul	0.00
23) Phenanthrene-d10	17.06	188	1624562	20.00	ng/ul	0.00
29) Chrysene-d12	21.25	240	1905375	20.00	ng/ul	0.00
34) Perylene-d12	23.47	264	1727285	20.00	ng/ul	0.00

## System Monitoring Compounds

2) 1,4-Dioxane-d8	3.17	96	5359	1.38	ng/uL	0.00
3) Phenol-d5	6.83	99	278475	15.24	ng/ul	0.00
4) Bis-(2-Chloroethyl)ether-d	7.00	67	166886	16.42	ng/ul	0.00
5) 2-Chlorophenol-d4	7.19	132	210552	16.55	ng/ul	0.00
6) 4-Methylphenol-d8	8.36	113	177647	11.52	ng/ul	0.00
8) Nitrobenzene-d5	8.81	128	111595	16.09	ng/ul	0.00
9) 2-Nitrophenol-d4	9.53	143	116260	15.06	ng/ul	0.00
10) 2,4-Dichlorophenol-d3	10.06	165	254986	17.22	ng/ul	0.00
12) 4-Chloroaniline-d4	10.58	131	243265	15.14	ng/ul	0.00
16) Dimethylphthalate-d6	13.72	166	919020	17.16	ng/ul	0.00
17) Acenaphthylene-d8	14.00	160	1162268	18.71	ng/ul	0.00
20) 4-Nitrophenol-d4	14.52	143	130012	11.38	ng/ul	-0.01
21) Fluorene-d10	15.30	176	861889	18.84	ng/ul	0.00
24) 4,6-Dinitro-2-methylphenol	15.43	200	71803	7.96	ng/ul	-0.01
26) Anthracene-d10	17.16	188	1430731	19.17	ng/ul	0.00
30) Pyrene-d10	19.46	212	1756083	21.04	ng/ul	0.00
37) Benzo(a)pyrene-d12	23.33	264	1514436	19.42	ng/ul	0.00

## Target Compounds

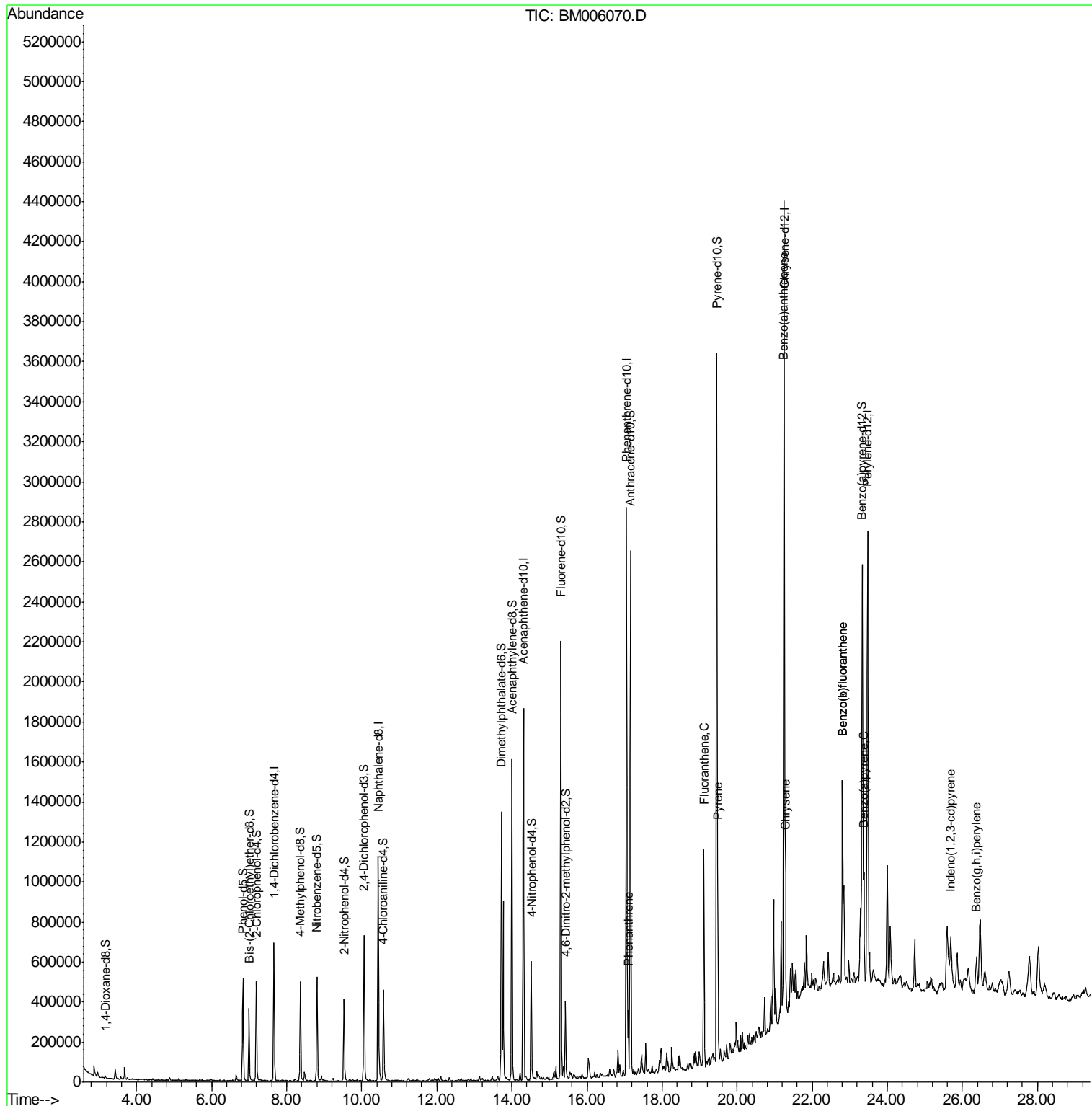
					Qvalue
25) Phenanthrene	17.10	178	189524	2.17 ng/ul	99
28) Fluoranthene	19.12	202	652439	5.83 ng/ul	99
31) Pyrene	19.49	202	557405	5.11 ng/ul	97
32) Benzo(a)anthracene	21.24	228	362725	3.20 ng/ul	97
33) Chrysene	21.29	228	427053	4.13 ng/ul	98
35) Benzo(b)fluoranthene	22.81	252	598232	5.96 ng/ul	97
36) Benzo(k)fluoranthene	22.81	252	598232	6.41 ng/ul	98
38) Benzo(a)pyrene	23.37	252	350406	3.64 ng/ul	98
39) Indeno(1,2,3-cd)pyrene	25.69	276	246700	2.15 ng/ul#	94
41) Benzo(g,h,i)perylene	26.37	276	220839	2.23 ng/ul	98

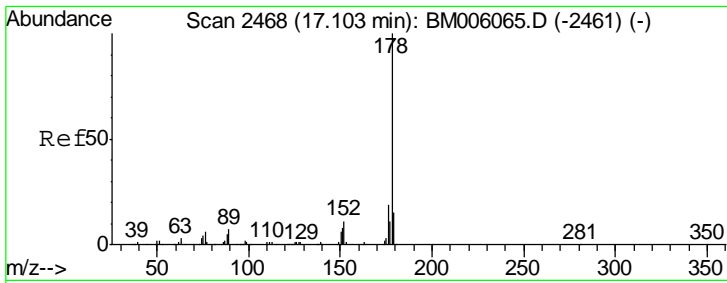
(#) = qualifier out of range (m) = manual integration (+) = signals summed

Data Path : Z:\HPCHEM1\BNA\_M\DATA\BM062716\  
 Data File : BM006070.D  
 Acq On : 27 Jun 2016 14:45  
 Operator : UM/SJ  
 Sample : H3669-08  
 Misc :  
 ALS Vial : 7 Sample Multiplier: 1

Instrument :  
 BNA\_M  
 ClientSampleId :  
 D9Y61

Quant Time: Jun 28 02:12:30 2016  
 Quant Method : Z:\HPCHEM1\BNA\_M\METHODS\SOM02.2-EPA-BM062516.M  
 Quant Title : SVOA CALIBRATION  
 QLast Update : Tue Jun 28 02:11:41 2016  
 Response via : Initial Calibration

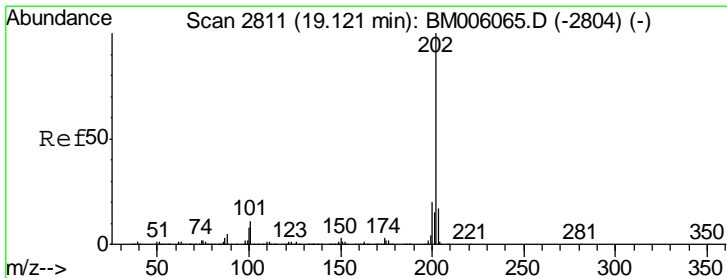
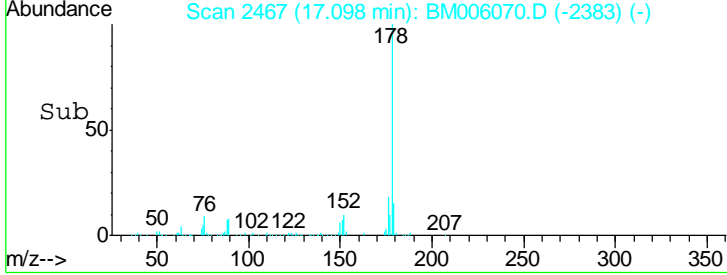
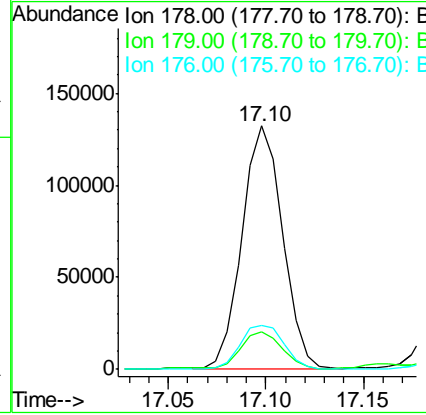
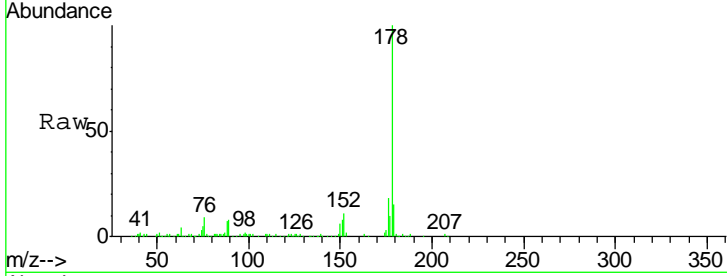




#25  
 Phenanthrene  
 Concen: 2.17 ng/ul  
 RT: 17.10 min Scan# 2467  
 Delta R.T. -0.01 min  
 Lab File: BM006070.D  
 Acq: 27 Jun 2016 14:45

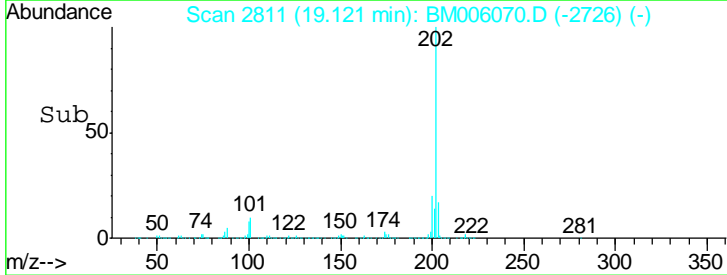
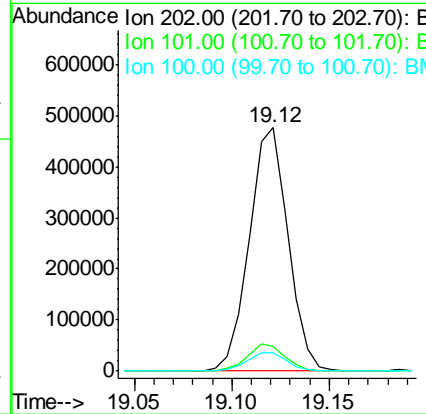
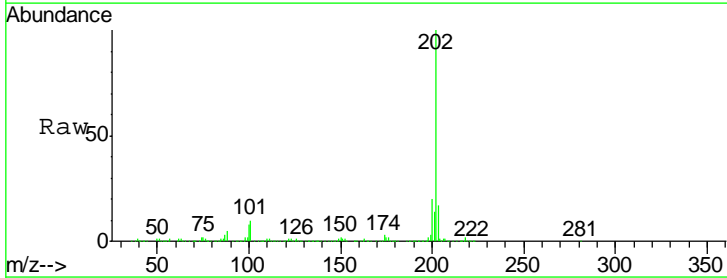
Instrument :  
 BNA\_M  
 ClientSampled :  
 D9Y61

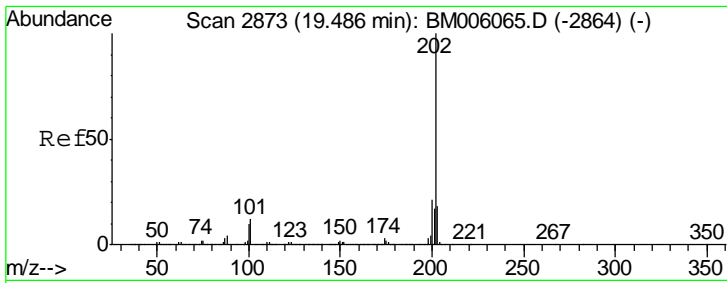
Tgt Ion	Resp	Lower	Upper
178	189524		
179	15.4	12.2	18.2
176	18.2	15.3	22.9



#28  
 Fluoranthene  
 Concen: 5.83 ng/ul  
 RT: 19.12 min Scan# 2811  
 Delta R.T. 0.00 min  
 Lab File: BM006070.D  
 Acq: 27 Jun 2016 14:45

Tgt Ion	Resp	Lower	Upper
202	652439		
101	10.4	8.5	12.7
100	7.5	6.5	9.7

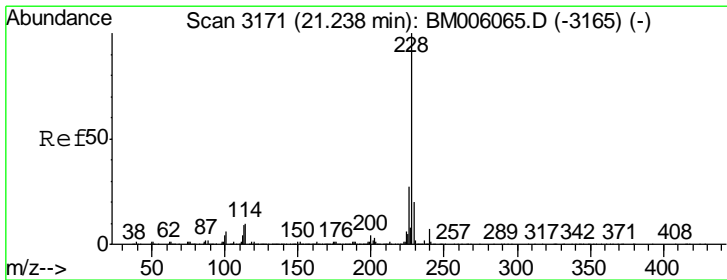
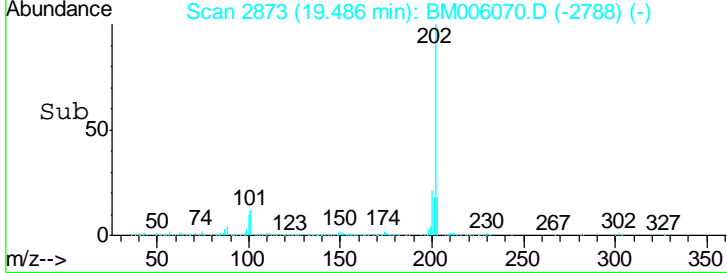
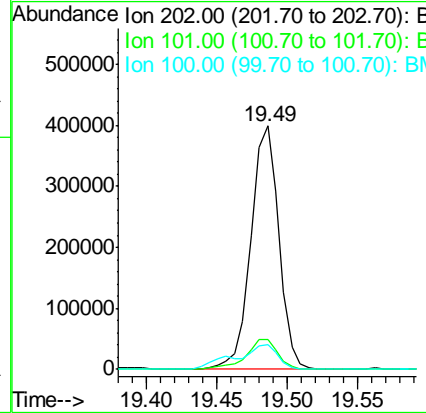
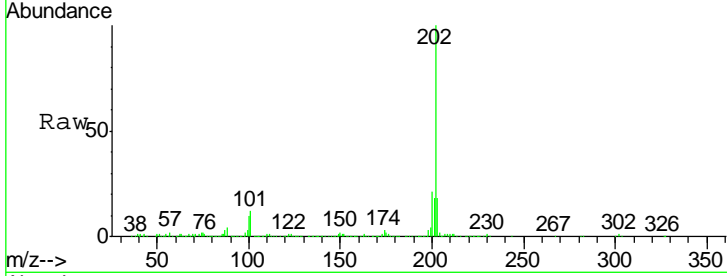




#31  
 Pyrene  
 Concen: 5.11 ng/ul  
 RT: 19.49 min Scan# 2873  
 Delta R.T. 0.00 min  
 Lab File: BM006070.D  
 Acq: 27 Jun 2016 14:45

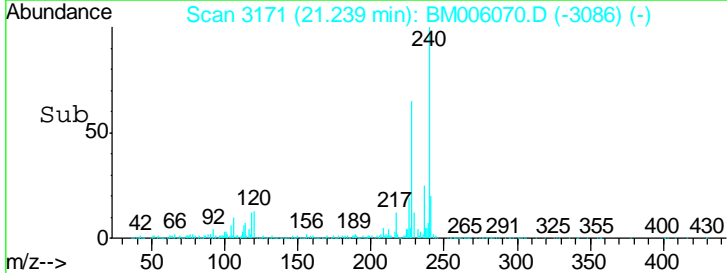
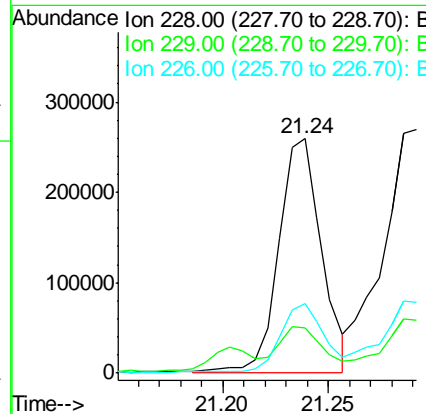
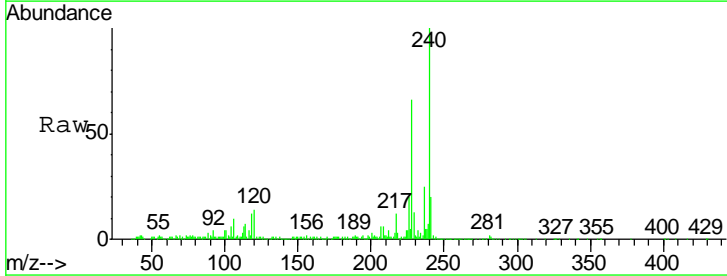
Instrument :  
 BNA\_M  
 ClientSampled :  
 D9Y61

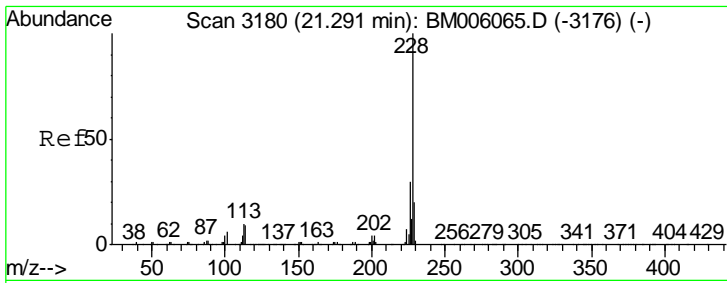
Tgt Ion	Resp	Lower	Upper
202	557405		
101	12.3	11.0	16.4
100	10.1	8.9	13.3



#32  
 Benzo(a)anthracene  
 Concen: 3.20 ng/ul  
 RT: 21.24 min Scan# 3171  
 Delta R.T. 0.00 min  
 Lab File: BM006070.D  
 Acq: 27 Jun 2016 14:45

Tgt Ion	Resp	Lower	Upper
228	362725		
229	19.5	15.6	23.4
226	29.8	21.6	32.4

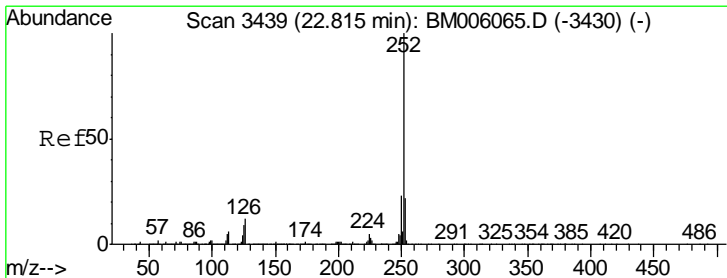
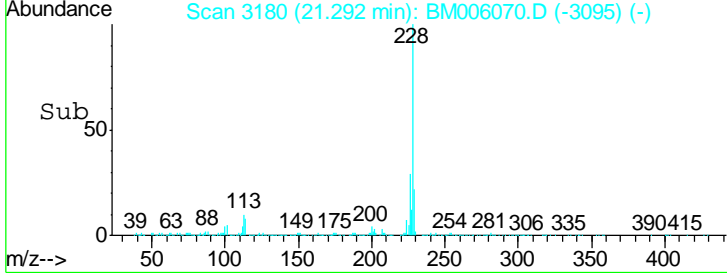
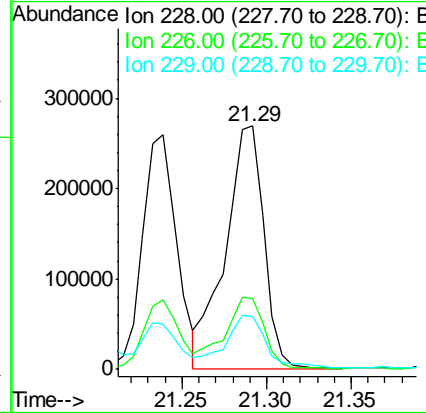
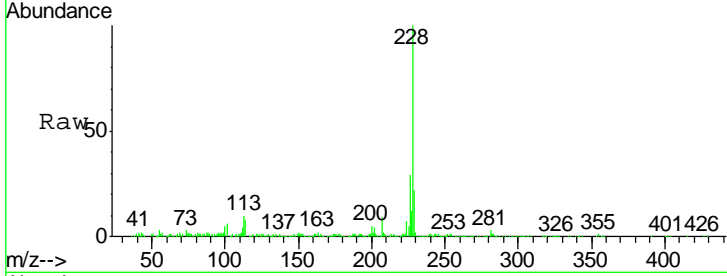




#33  
 Chrysene  
 Concen: 4.13 ng/ul  
 RT: 21.29 min Scan# 3180  
 Delta R.T. 0.00 min  
 Lab File: BM006070.D  
 Acq: 27 Jun 2016 14:45

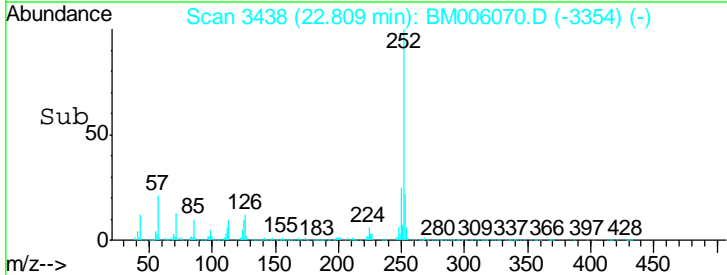
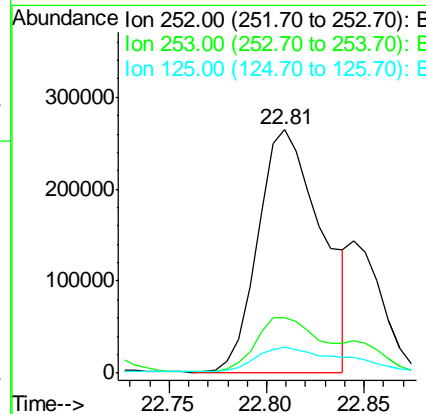
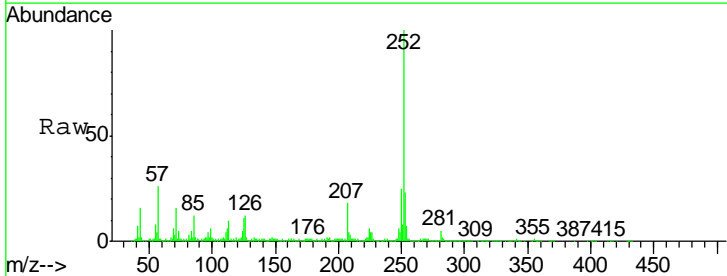
Instrument :  
 BNA\_M  
 ClientSampled :  
 D9Y61

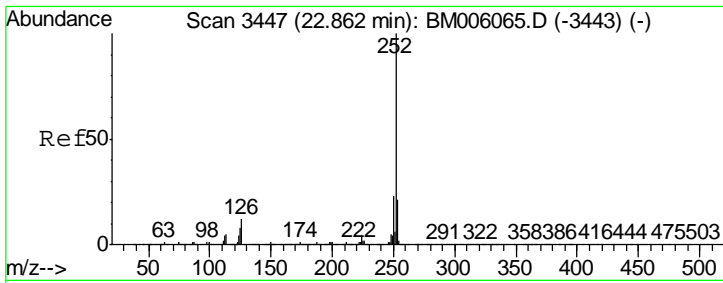
Tgt Ion	Resp	Lower	Upper
228	100		
226	29.3	23.8	35.6
229	21.9	15.8	23.6



#35  
 Benzo(b)fluoranthene  
 Concen: 5.96 ng/ul  
 RT: 22.81 min Scan# 3438  
 Delta R.T. -0.01 min  
 Lab File: BM006070.D  
 Acq: 27 Jun 2016 14:45

Tgt Ion	Resp	Lower	Upper
252	100		
253	23.0	17.2	25.8
125	10.7	7.8	11.6

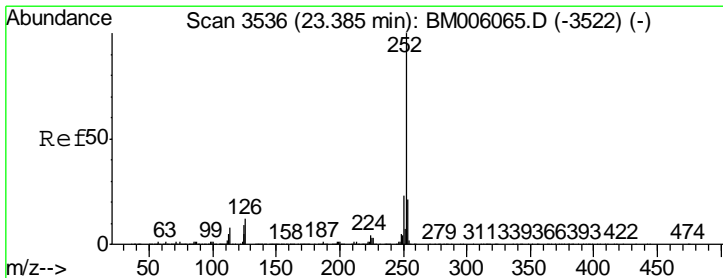
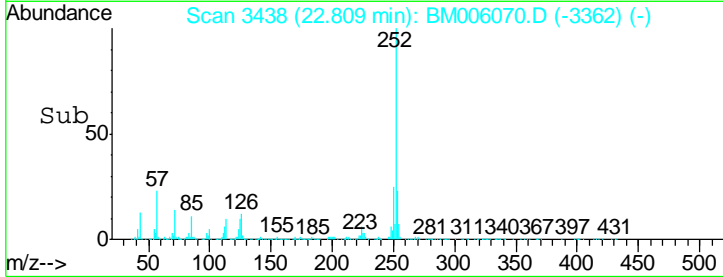
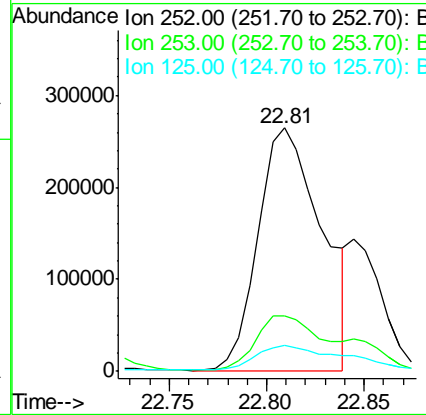
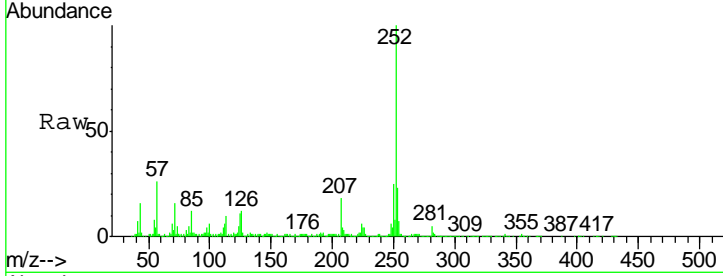




#36  
 Benzo(k)fluoranthene  
 Concen: 6.41 ng/ul  
 RT: 22.81 min Scan# 3438  
 Delta R.T. -0.05 min  
 Lab File: BM006070.D  
 Acq: 27 Jun 2016 14:45

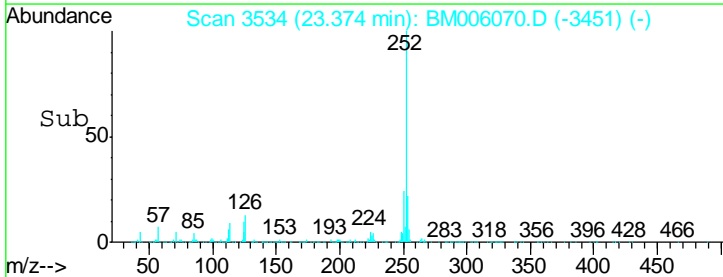
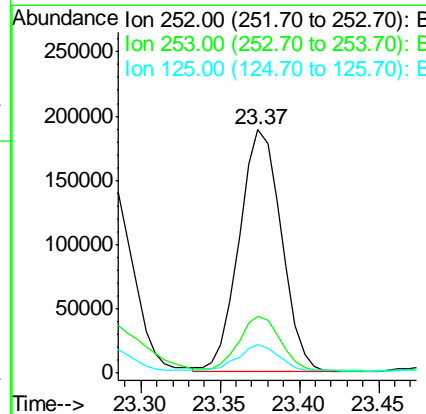
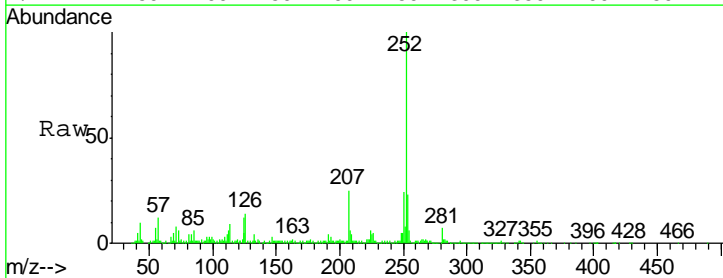
Instrument :  
 BNA\_M  
 ClientSampled :  
 D9Y61

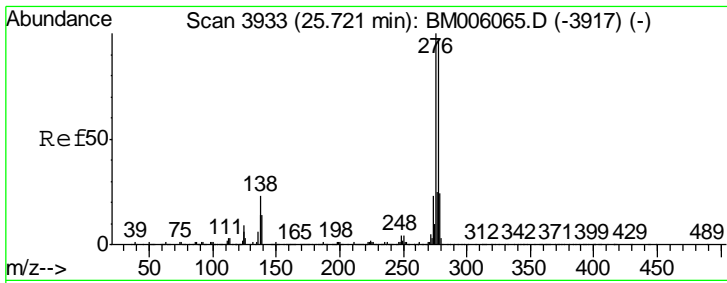
Tgt Ion	Resp	Lower	Upper
252	100		
253	23.0	17.6	26.4
125	10.7	8.1	12.1



#38  
 Benzo(a)pyrene  
 Concen: 3.64 ng/ul  
 RT: 23.37 min Scan# 3534  
 Delta R.T. -0.01 min  
 Lab File: BM006070.D  
 Acq: 27 Jun 2016 14:45

Tgt Ion	Resp	Lower	Upper
252	100		
253	23.1	17.8	26.6
125	11.6	8.7	13.1

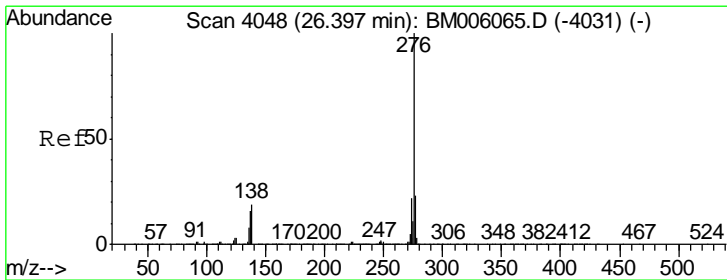
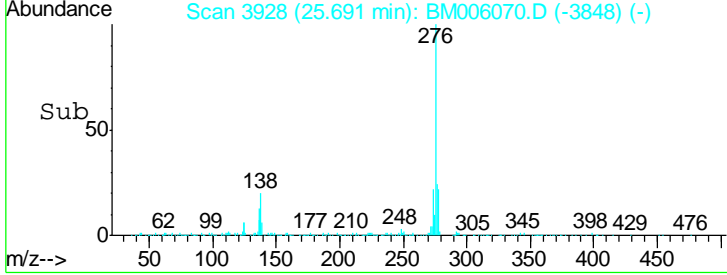
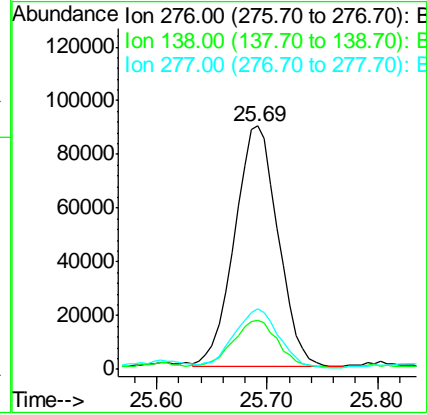
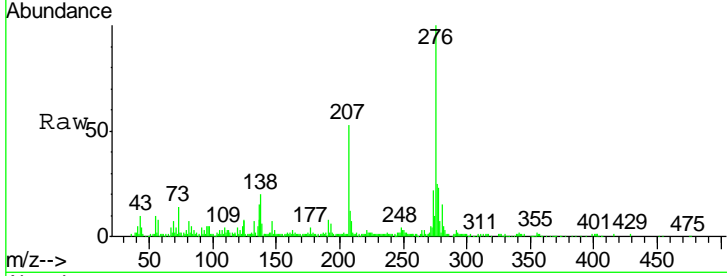




#39  
 Indeno(1,2,3-cd)pyrene  
 Concen: 2.15 ng/ul  
 RT: 25.69 min Scan# 3928  
 Delta R.T. -0.03 min  
 Lab File: BM006070.D  
 Acq: 27 Jun 2016 14:45

Instrument :  
 BNA\_M  
 ClientSampleId :  
 D9Y61

Tgt Ion	Resp	Lower	Upper
276	246700		
138	20.3	20.4	30.6#
277	24.7	20.6	30.8



#41  
 Benzo(g,h,i)perylene  
 Concen: 2.23 ng/ul  
 RT: 26.37 min Scan# 4044  
 Delta R.T. -0.02 min  
 Lab File: BM006070.D  
 Acq: 27 Jun 2016 14:45

Tgt Ion	Resp	Lower	Upper
276	220839		
138	19.9	16.6	25.0
277	24.4	18.9	28.3

