

Data Path : Z:\SVOASRV\HPCHEM1\BNA M\DATA\BM080118\
 Data File : BM016149.D
 Acq On : 01 Aug 2018 21:14
 Operator : SJ/JU
 Sample : J4171-13
 Misc :
 ALS Vial : 15 Sample Multiplier: 1

Instrument :
 BNA_M
 ClientSampleId :

Quant Time: Aug 02 02:27:48 2018
 Quant Method : Z:\SVOASRV\HPCHEM1\BNA_M\METHODS\SOM-EPA-BM071318MA.M
 Quant Title : SVOA CALIBRATION
 QLast Update : Thu Aug 02 02:25:21 2018
 Response via : Initial Calibration

Internal Standards	R.T.	QIon	Response	Conc	Units	Dev(Min)
1) 1,4-Dichlorobenzene-d4	8.19	152	50808	20.00	ng/ul	0.00
18) Naphthalene-d8	11.02	136	230785	20.00	ng/ul	0.00
35) Acenaphthene-d10	14.82	164	134846	20.00	ng/ul	0.00
61) Phenanthrene-d10	17.55	188	297038	20.00	ng/ul	0.00
77) Chrysene-d12	21.67	240	318566	20.00	ng/ul	0.00
85) Perylene-d12	24.03	264	276411	20.00	ng/ul	0.00

System Monitoring Compounds

3) 1,4-Dioxane-d8	3.46	96	8201	7.11	ng/uL	0.00
5) Phenol-d5	7.35	99	127293	27.41	ng/ul	0.00
7) Bis-(2-Chloroethyl)ether-d	7.52	67	98882	33.85	ng/ul	0.00
9) 2-Chlorophenol-d4	7.72	132	128653	34.12	ng/ul	0.00
13) 4-Methylphenol-d8	8.91	113	122564	30.82	ng/ul	0.00
19) Nitrobenzene-d5	9.38	128	61954	37.39	ng/ul	0.00
22) 2-Nitrophenol-d4	10.10	143	74552	39.58	ng/ul	0.00
26) 2,4-Dichlorophenol-d3	10.64	165	120090	32.91	ng/ul	0.00
29) 4-Chloroaniline-d4	11.16	131	162145	36.53	ng/ul	0.00
43) Dimethylphthalate-d6	14.23	166	439635	35.77	ng/ul	0.00
46) Acenaphthylene-d8	14.52	160	510892	36.44	ng/ul	0.00
51) 4-Nitrophenol-d4	15.04	143	44233	20.77	ng/ul	0.00
57) Fluorene-d10	15.81	176	363578	34.87	ng/ul	0.00
62) 4,6-Dinitro-2-methylphenol	15.95	200	50721	25.58	ng/ul	0.00
70) Anthracene-d10	17.65	188	539564	35.48	ng/ul	0.00
78) Pyrene-d10	19.92	212	622435	42.16	ng/ul	0.00
89) Benzo(a)pyrene-d12	23.88	264	547617	36.02	ng/ul	0.00

Target Compounds

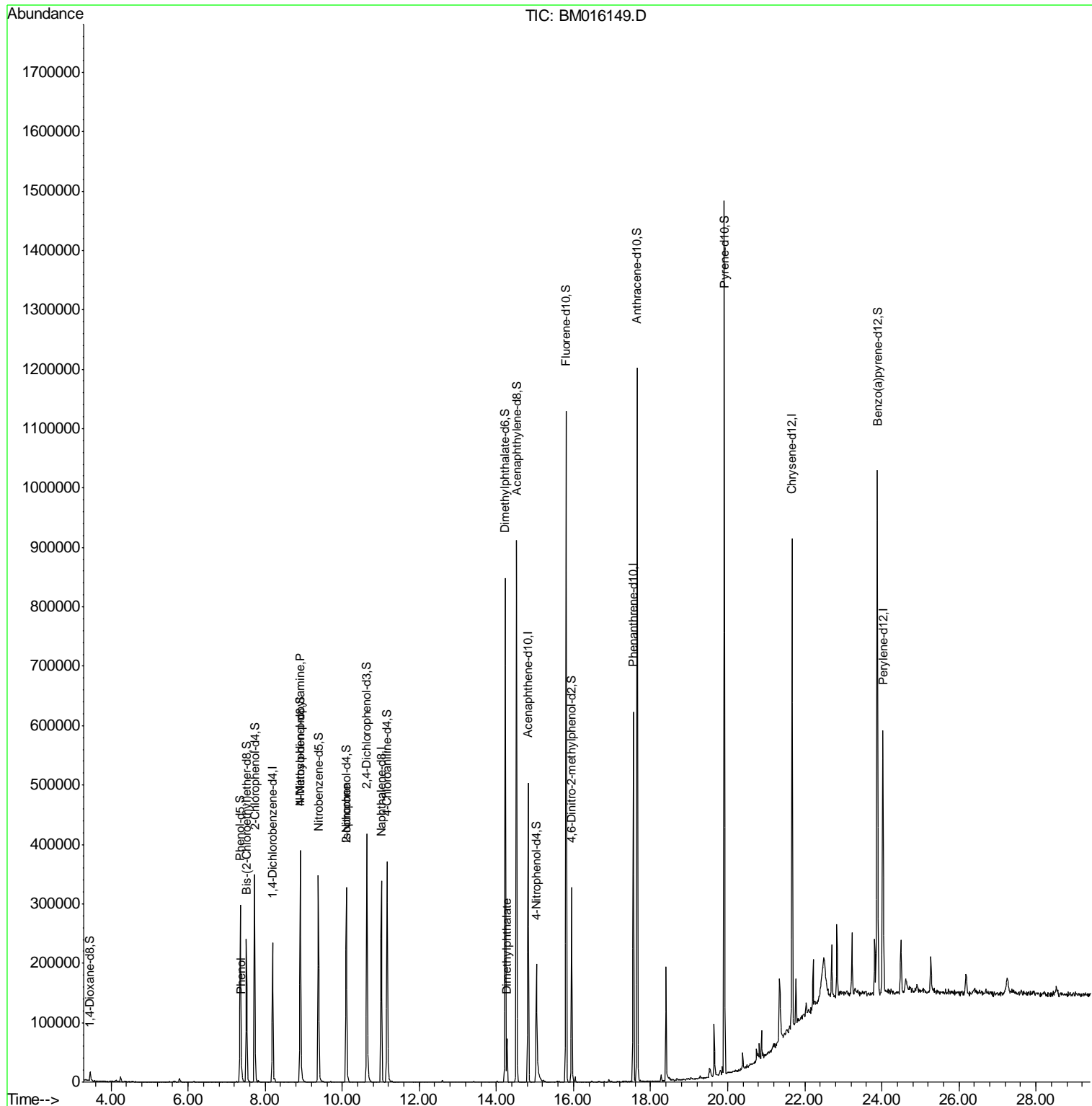
					Ovalue
6) Phenol	7.38	94	4758	1.021	ng/ul# 27
15) N-Nitroso-di-n-propylamine	8.92	70	4201	1.271	ng/ul# 1
21) Isophorone	10.10	82	10182	1.246	ng/ul# 70
44) Dimethylphthalate	14.27	163	39458	3.242	ng/ul 98

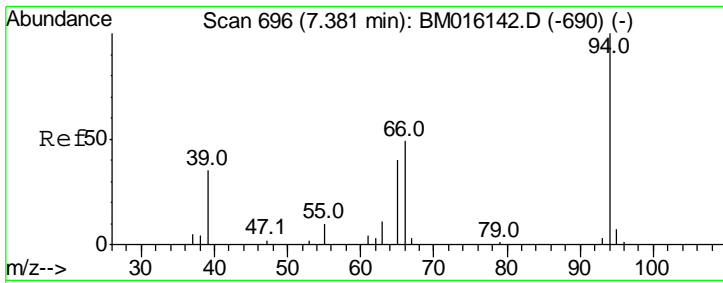
(#) = qualifier out of range (m) = manual integration (+) = signals summed

Data Path : Z:\SVOASRV\HPCHEM1\BNA M\DATA\BM080118\
 Data File : BM016149.D
 Acq On : 01 Aug 2018 21:14
 Operator : SJ/JU
 Sample : J4171-13
 Misc :
 ALS Vial : 15 Sample Multiplier: 1

Instrument :
 BNA_M
 ClientSampled :

Quant Time: Aug 02 02:27:48 2018
 Quant Method : Z:\SVOASRV\HPCHEM1\BNA_M\METHODS\SOM-EPA-BM071318MA.M
 Quant Title : SVOA CALIBRATION
 QLast Update : Thu Aug 02 02:25:21 2018
 Response via : Initial Calibration

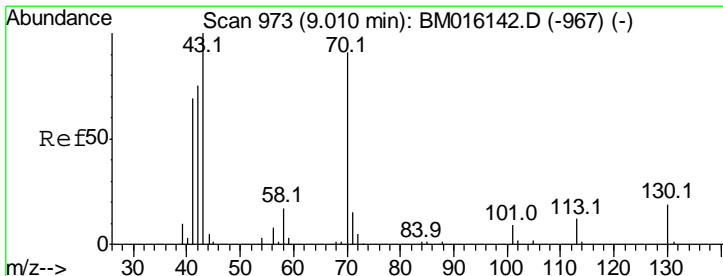
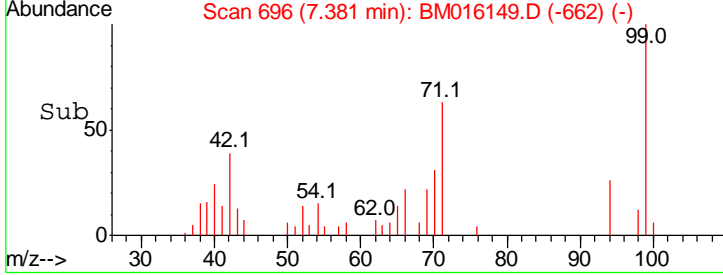
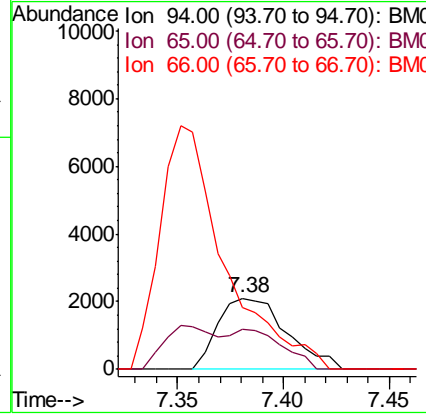
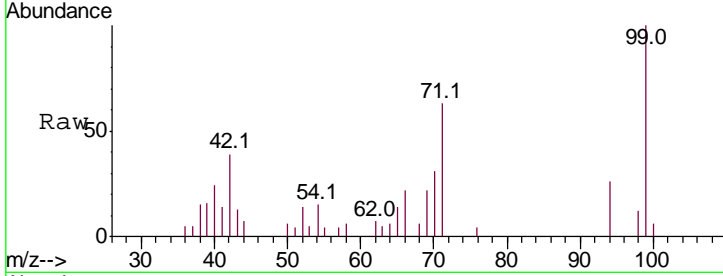




#6
 Phenol
 Concen: 1.021 ng/ul
 RT: 7.38 min Scan# 696
 Delta R.T. -0.00 min
 Lab File: BM016149.D
 Acq: 01 Aug 2018 21:14

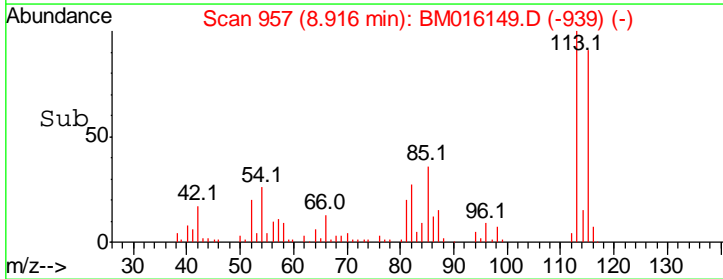
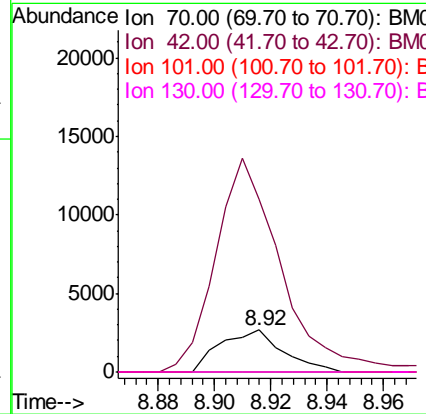
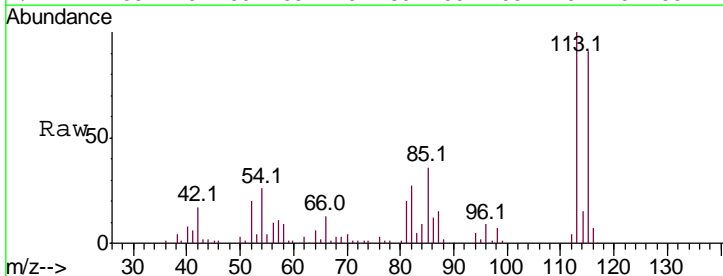
Instrument :
 BNA_M
 ClientSampled :

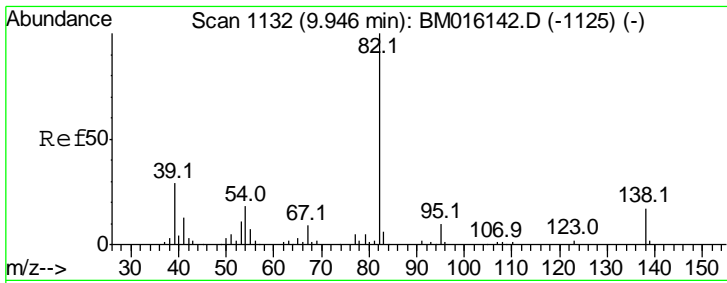
Tgt Ion	Resp	Lower	Upper
94	100		
65	56.1	21.0	31.6#
66	86.2	29.3	43.9#



#15
 N-Nitroso-di-n-propylamine
 Concen: 1.271 ng/ul
 RT: 8.92 min Scan# 957
 Delta R.T. -0.09 min
 Lab File: BM016149.D
 Acq: 01 Aug 2018 21:14

Tgt Ion	Resp	Lower	Upper
70	100		
42	411.0	35.4	53.0#
101	0.0	8.4	12.6#
130	0.0	18.2	27.4#

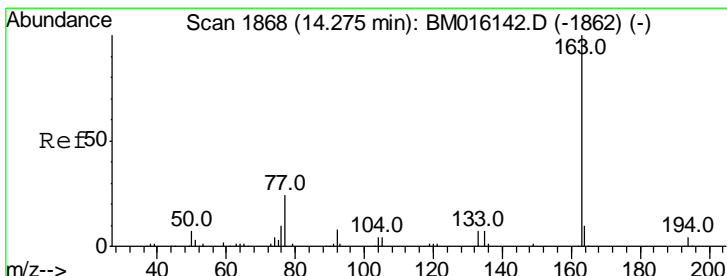
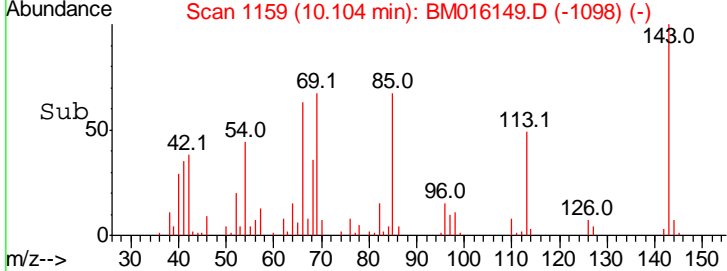
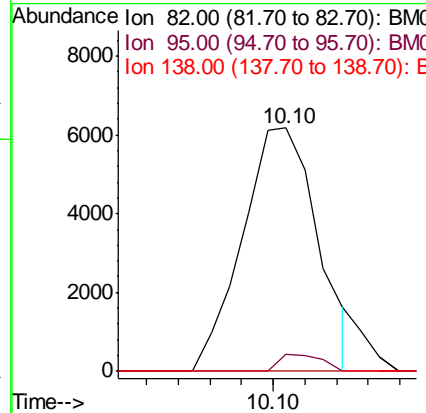
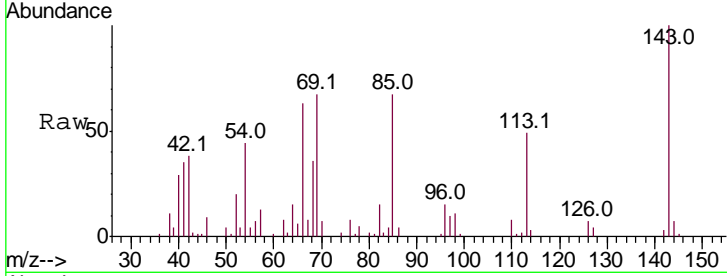




#21
 Isophorone
 Concen: 1.246 ng/ul
 RT: 10.10 min Scan# 1159
 Delta R.T. 0.16 min
 Lab File: BM016149.D
 Acq: 01 Aug 2018 21:14

Instrument :
 BNA_M
 ClientSampled :

Tgt Ion	Resp	Lower	Upper
82	10182		
82	100		
95	6.8	6.4	9.6
138	0.0	14.9	22.3#



#44
 Dimethylphthalate
 Concen: 3.242 ng/ul
 RT: 14.27 min Scan# 1868
 Delta R.T. -0.00 min
 Lab File: BM016149.D
 Acq: 01 Aug 2018 21:14

Tgt Ion	Resp	Lower	Upper
163	39458		
163	100		
194	3.5	3.2	4.8
164	10.9	7.8	11.8

