

Data Path : Z:\SVOASRV\HPCHEM1\BNA M\DATA\BM081718\
 Data File : BM016436.D
 Acq On : 17 Aug 2018 13:11
 Operator : SJ/JU
 Sample : SSTDICC025
 Misc :
 ALS Vial : 4 Sample Multiplier: 1

Instrument :
 BNA_M
 ClientSampleId :

Quant Time: Aug 17 14:38:31 2018
 Quant Method : Z:\SVOASRV\HPCHEM1\BNA M\METHODS\8270-BM081718.M
 Quant Title : ASP BNA STANDARDS FOR 5 POINT CALIBRATION
 QLast Update : Fri Aug 17 14:37:22 2018
 Response via : Initial Calibration

Internal Standards	R.T.	QIon	Response	Conc	Units	Dev(Min)
1) 1,4-Dichlorobenzene-d4	8.06	152	17951	20.00	ng	0.00
21) Naphthalene-d8	10.87	136	81172	20.00	ng	0.00
38) Acenaphthene-d10	14.70	164	52813	20.00	ng	0.00
63) Phenanthrene-d10	17.44	188	131915	20.00	ng	0.00
75) Chrysene-d12	21.59	240	143590	20.00	ng	0.00
86) Perylene-d12	23.91	264	111960	20.00	ng	0.01

System Monitoring Compounds

5) 2-Fluorophenol	5.59	112	50431	46.67	ng	0.00
7) Phenol-d6	7.23	99	65367	46.32	ng	0.00
23) Nitrobenzene-d5	9.25	82	92449	52.97	ng	0.00
41) 2,4,6-Tribromophenol	16.19	330	34879	52.07	ng	0.00
44) 2-Fluorobiphenyl	13.32	172	223856	51.57	ng	0.00
78) Terphenyl-d14	20.03	244	385991	56.27	ng	0.00

Target Compounds

						Qvalue
2) 1,4-Dioxane	3.40	88	13130	25.932	ng	# 100
3) Pyridine	3.84	79	26175	21.460	ng	# 63
4) n-Nitrosodimethylamine	3.76	42	29775	31.297	ng	# 23
6) Aniline	7.39	93	37536	23.100	ng	# 85
8) 2-Chlorophenol	7.62	128	30813	23.991	ng	93
9) Benzaldehyde	7.21	77	25761	25.981	ng	82
10) Phenol	7.26	94	31810	22.541	ng	77
11) bis(2-Chloroethyl)ether	7.49	93	25577	22.943	ng	91
12) 1,3-Dichlorobenzene	7.95	146	35964	23.922	ng	# 85
13) 1,4-Dichlorobenzene	8.09	146	36022	23.626	ng	# 94
14) 1,2-Dichlorobenzene	8.41	146	36054	24.167	ng	# 91
15) Benzyl Alcohol	8.32	79	29026	25.830	ng	# 79
16) 2,2'-oxybis(1-Chloropropan	8.58	45	31897	18.695	ng	86
17) 2-Methylphenol	8.52	107	23708	24.580	ng	# 71
18) Hexachloroethane	9.12	117	19550	29.663	ng	96
19) n-Nitroso-di-n-propylamine	8.87	70	26601	25.788	ng	# 57
20) 3+4-Methylphenols	8.85	107	32132	23.154	ng	# 79
22) Acetophenone	8.90	105	50016	24.471	ng	# 71
24) Nitrobenzene	9.29	77	45126	25.688	ng	# 96
25) Isophorone	9.80	82	62957	26.373	ng	# 91
26) 2-Nitrophenol	10.00	139	17958	24.489	ng	# 27
27) 2,4-Dimethylphenol	10.05	122	26013	25.462	ng	# 79
28) bis(2-Chloroethoxy)methane	10.28	93	36342	23.423	ng	98
29) 2,4-Dichlorophenol	10.53	162	32356	26.652	ng	97
30) 1,2,4-Trichlorobenzene	10.73	180	40019	27.130	ng	# 96
31) Naphthalene	10.92	128	95489	23.244	ng	98
32) Benzoic acid	10.23	122	19505	25.044	ng	# 74
33) 4-Chloroaniline	11.05	127	40930	24.415	ng	# 81
34) Hexachlorobutadiene	11.17	225	34318	33.541	ng	95
35) Caprolactam	11.86	113	9012	26.802	ng	# 86
36) 4-Chloro-3-methylphenol	12.17	107	40694	30.476	ng	# 83
37) 2-Methylnaphthalene	12.52	142	74532	27.083	ng	# 83
39) 1,2,4,5-Tetrachlorobenzene	12.89	216	50246	27.945	ng	# 100
40) Hexachlorocyclopentadiene	12.85	237	12444	16.955	ng	80

Data Path : Z:\SVOASRV\HPCHEM1\BNA M\DATA\BM081718\
 Data File : BM016436.D
 Acq On : 17 Aug 2018 13:11
 Operator : SJ/JU
 Sample : SSTDICC025
 Misc :
 ALS Vial : 4 Sample Multiplier: 1

Instrument :
 BNA_M
 ClientSampleId :

Quant Time: Aug 17 14:38:31 2018
 Quant Method : Z:\SVOASRV\HPCHEM1\BNA M\METHODS\8270-BM081718.M
 Quant Title : ASP BNA STANDARDS FOR 5 POINT CALIBRATION
 QLast Update : Fri Aug 17 14:37:22 2018
 Response via : Initial Calibration

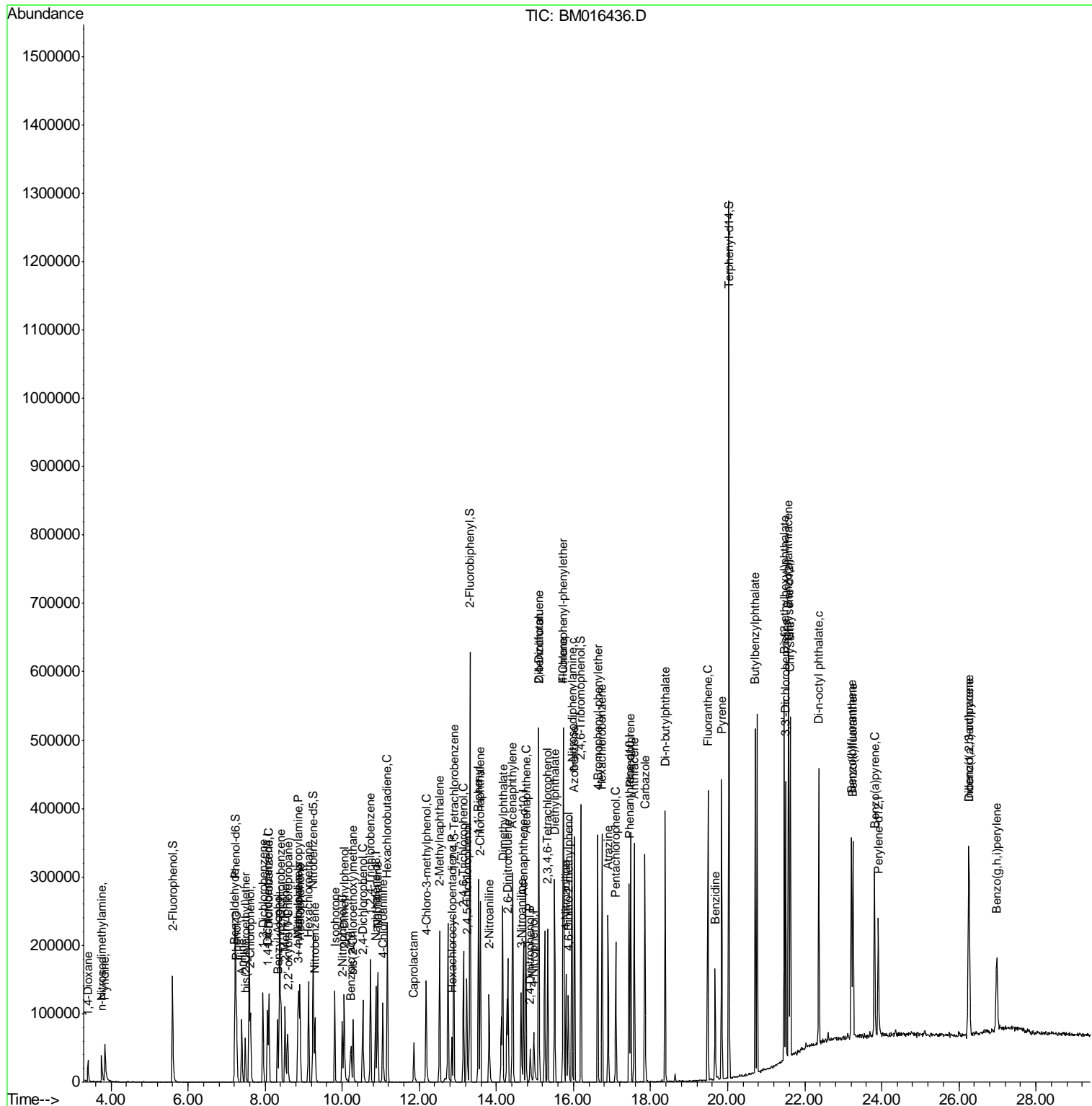
Internal Standards	R.T.	QIon	Response	Conc	Units	Dev(Min)
42) 2,4,6-Trichlorophenol	13.15	196	30786	27.367	ng	96
43) 2,4,5-Trichlorophenol	13.23	196	31397	27.058	ng #	80
45) 1,1'-Biphenyl	13.53	154	112274	23.556	ng	99
46) 2-Chloronaphthalene	13.58	162	88510	23.876	ng #	88
47) 2-Nitroaniline	13.81	65	30521	24.903	ng #	73
48) Acenaphthylene	14.43	152	131343	24.202	ng	98
49) Dimethylphthalate	14.16	163	123510	26.723	ng	98
50) 2,6-Dinitrotoluene	14.30	165	24265	26.093	ng #	32
51) Acenaphthene	14.76	154	80594	24.147	ng	94
52) 3-Nitroaniline	14.64	138	23222	23.119	ng #	77
53) 2,4-Dinitrophenol	14.87	184	9698	27.974	ng #	56
54) Dibenzofuran	15.10	168	140475	25.541	ng #	76
55) 4-Nitrophenol	14.96	139	15019	20.858	ng #	84
56) 2,4-Dinitrotoluene	15.10	165	36617	27.537	ng #	49
57) Fluorene	15.74	166	107326	26.260	ng	96
58) 2,3,4,6-Tetrachlorophenol	15.33	232	29211	29.288	ng #	100
59) Diethylphthalate	15.52	149	142058	28.516	ng #	94
60) 4-Chlorophenyl-phenylether	15.73	204	68704	30.196	ng #	84
61) 4-Nitroaniline	15.80	138	22629	23.481	ng #	1
62) Azobenzene	16.03	77	167662	31.956	ng #	66
64) 4,6-Dinitro-2-methylphenol	15.86	198	20254	25.296	ng #	80
65) n-Nitrosodiphenylamine	15.96	169	101170	23.291	ng	95
66) 4-Bromophenyl-phenylether	16.63	248	40570	27.160	ng #	71
67) Hexachlorobenzene	16.74	284	40144	24.404	ng #	53
68) Atrazine	16.90	200	41060	26.374	ng	97
69) Pentachlorophenol	17.10	266	22066	21.663	ng	94
70) Phenanthrene	17.49	178	172325	23.333	ng	99
71) Anthracene	17.57	178	169830	23.660	ng	98
72) Carbazole	17.86	167	167348	22.505	ng	96
73) Di-n-butylphthalate	18.38	149	238813	25.773	ng #	94
74) Fluoranthene	19.49	202	204860	24.867	ng	96
76) Benzidine	19.67	184	71484	17.815	ng	98
77) Pyrene	19.84	202	220138	25.583	ng	98
79) Butylbenzylphthalate	20.72	149	106710	24.411	ng #	73
80) Benzo(a)anthracene	21.57	228	218984	24.761	ng	99
81) 3,3'-Dichlorobenzidine	21.51	252	82168	23.067	ng	99
82) Chrysene	21.63	228	206568	24.349	ng	99
83) Bis(2-ethylhexyl)phthalate	21.47	149	147296	23.250	ng #	90
84) Di-n-octyl phthalate	22.36	149	220502	20.709	ng #	85
85) Indeno(1,2,3-cd)pyrene	26.26	276	161769	16.069	ng	99
87) Benzo(b)fluoranthene	23.21	252	174556	26.480	ng #	91
88) Benzo(k)fluoranthene	23.26	252	169862	25.426	ng #	96
89) Benzo(a)pyrene	23.81	252	159694	25.200	ng #	95
90) Dibenzo(a,h)anthracene	26.26	278	138303	21.065	ng #	91
91) Benzo(g,h,i)perylene	26.98	276	135465	21.815	ng #	86

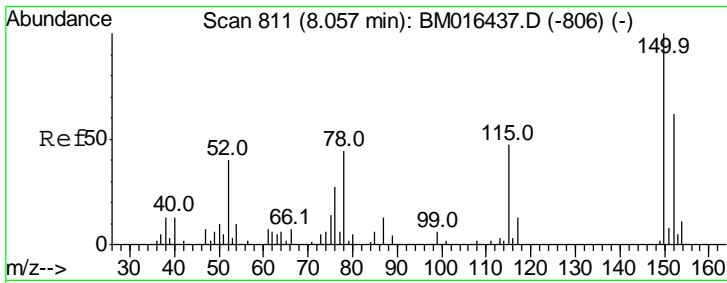
(#) = qualifier out of range (m) = manual integration (+) = signals summed

Data Path : Z:\SVOASRV\HPCHEM1\BNA M\DATA\BM081718\
 Data File : BM016436.D
 Acq On : 17 Aug 2018 13:11
 Operator : SJ/JU
 Sample : SSTDICC025
 Misc :
 ALS Vial : 4 Sample Multiplier: 1

Instrument :
 BNA_M
 Client Sampled :

Quant Time: Aug 17 14:38:31 2018
 Quant Method : Z:\SVOASRV\HPCHEM1\BNA M\METHODS\8270-BM081718.M
 Quant Title : ASP BNA STANDARDS FOR 5 POINT CALIBRATION
 QLast Update : Fri Aug 17 14:37:22 2018
 Response via : Initial Calibration

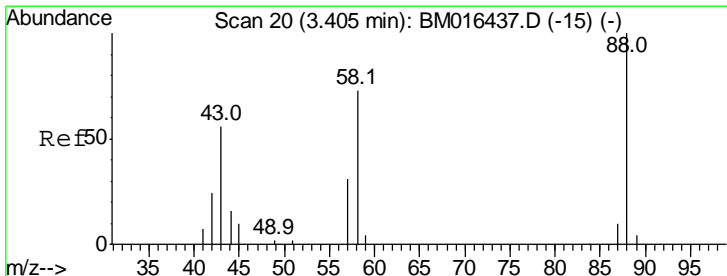
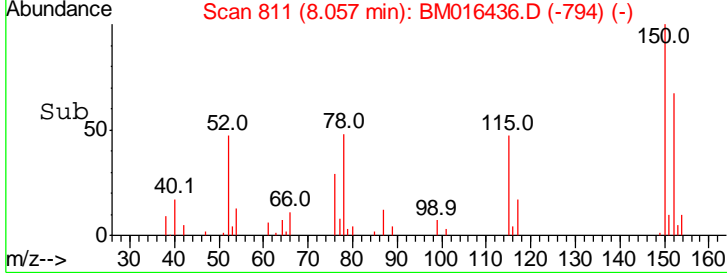
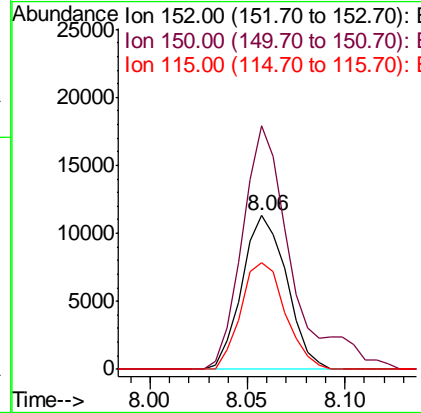
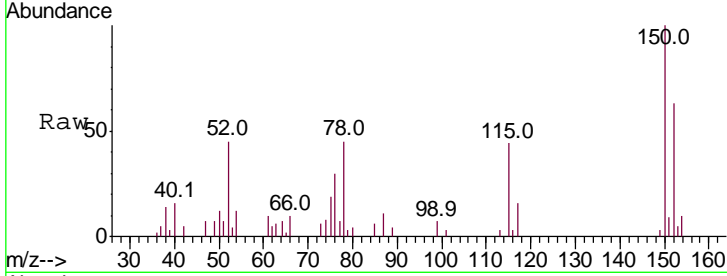




#1
 1,4-Dichlorobenzene-d4
 Concen: 20.000 ng
 RT: 8.06 min Scan# 811
 Delta R.T. 0.00 min
 Lab File: BM016436.D
 Acq: 17 Aug 2018 13:11

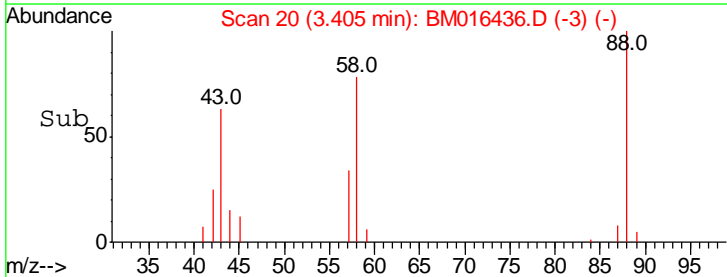
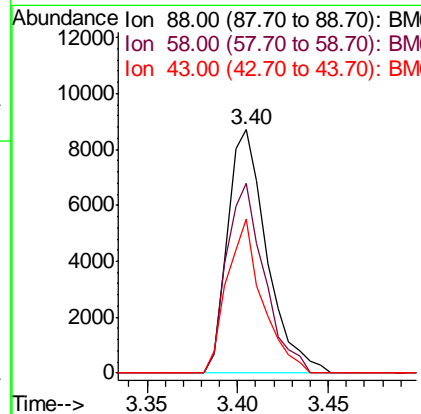
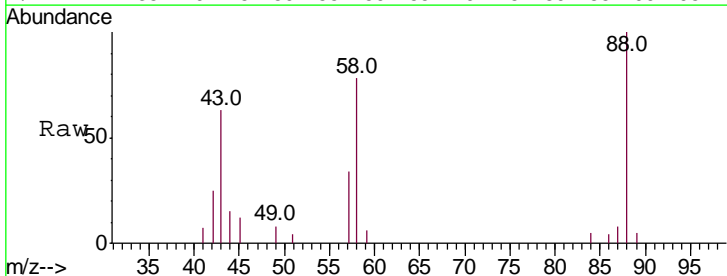
Instrument :
 BNA_M
 ClientSampleId :

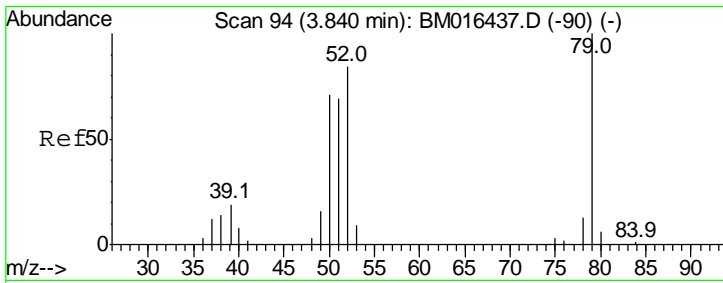
Tgt Ion	Resp	Lower	Upper
152	17951		
152	100		
150	158.5	119.5	179.3
115	69.7	43.0	64.4#



#2
 1,4-Dioxane
 Concen: 25.932 ng
 RT: 3.40 min Scan# 20
 Delta R.T. 0.00 min
 Lab File: BM016436.D
 Acq: 17 Aug 2018 13:11

Tgt Ion	Resp	Lower	Upper
88	13130		
88	100		
58	74.7	0.0	0.0#
43	57.2	0.0	0.0#

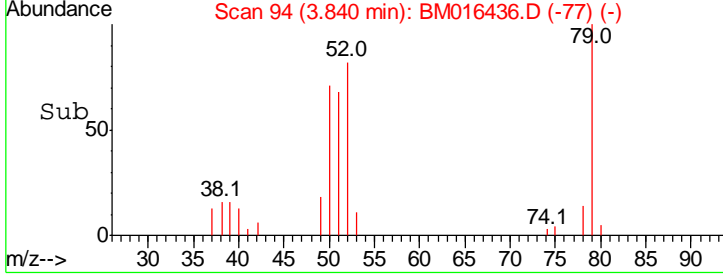
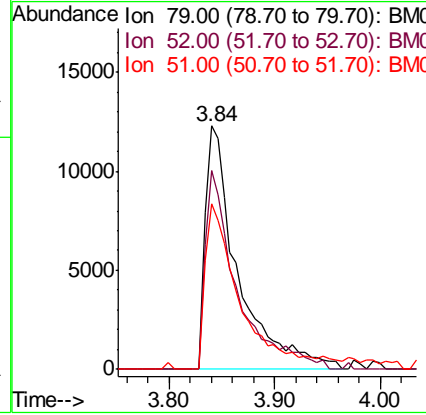
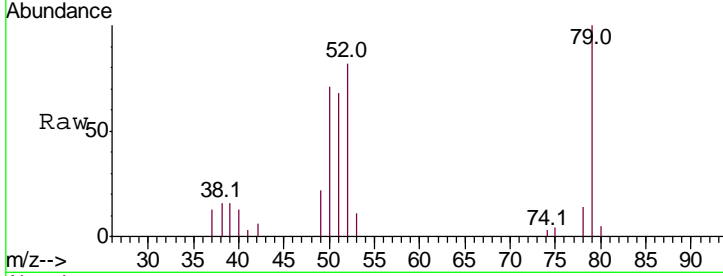




#3
 Pyridine
 Concen: 21.460 ng
 RT: 3.84 min Scan# 94
 Delta R.T. 0.00 min
 Lab File: BM016436.D
 Acq: 17 Aug 2018 13:11

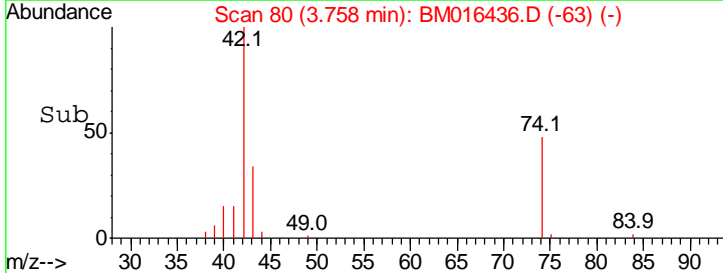
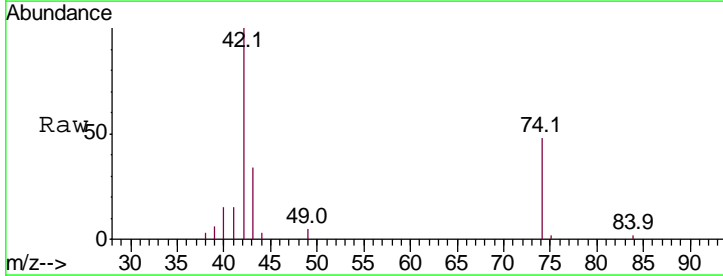
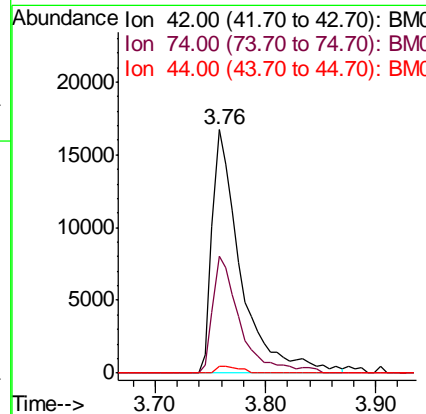
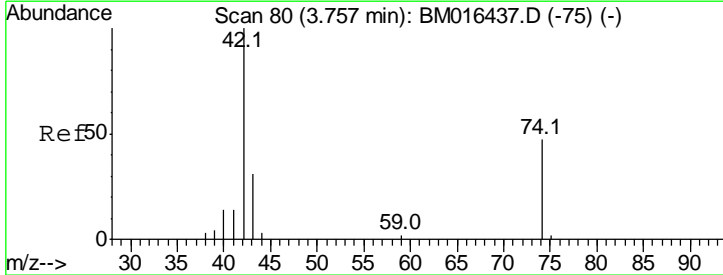
Instrument :
 BNA_M
 ClientSampled :

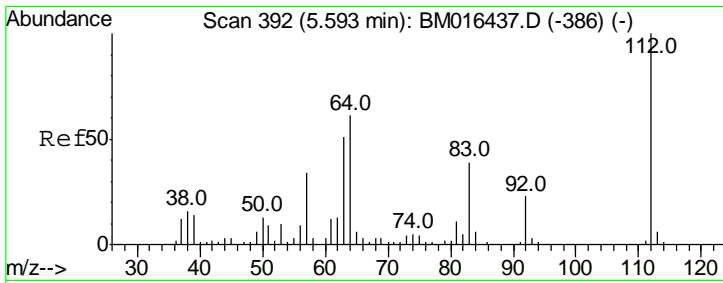
Tgt Ion	Resp	Lower	Upper
79	100		
52	81.9	51.1	76.7#
51	68.0	26.1	39.1#



#4
 n-Nitrosodimethylamine
 Concen: 31.297 ng
 RT: 3.76 min Scan# 80
 Delta R.T. 0.00 min
 Lab File: BM016436.D
 Acq: 17 Aug 2018 13:11

Tgt Ion	Resp	Lower	Upper
42	100		
74	47.8	119.3	178.9#
44	2.8	5.4	8.2#

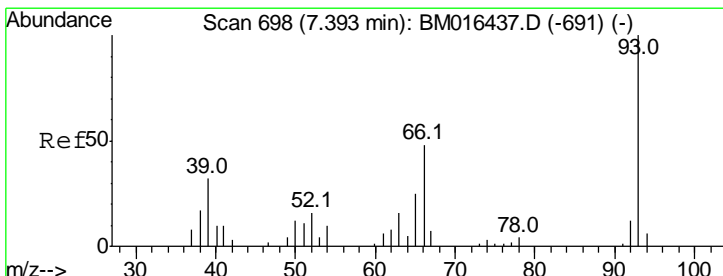
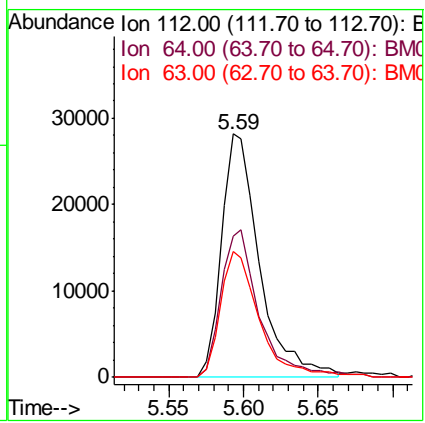
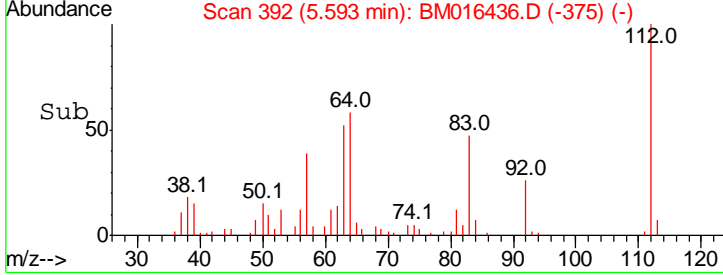
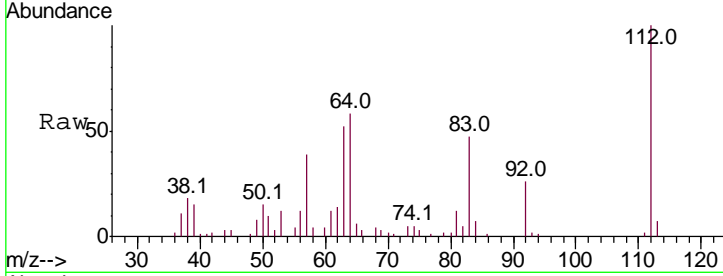




#5
 2-Fluorophenol
 Concen: 31.297 ng
 RT: 5.59 min Scan# 392
 Delta R.T. 0.00 min
 Lab File: BM016436.D
 Acq: 17 Aug 2018 13:11

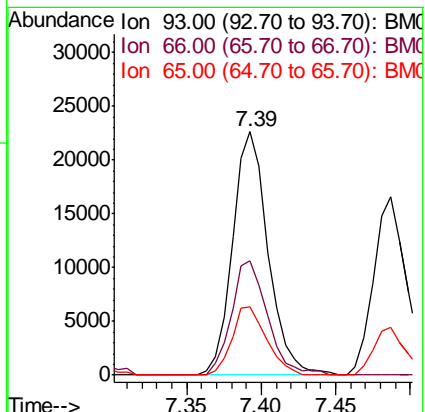
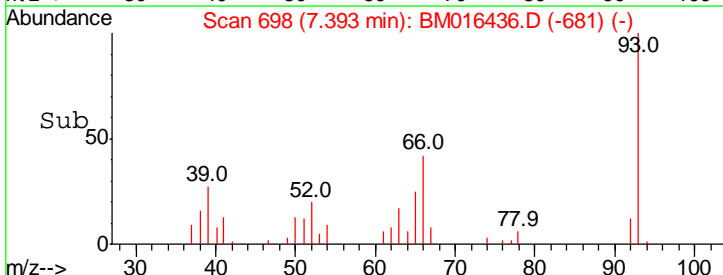
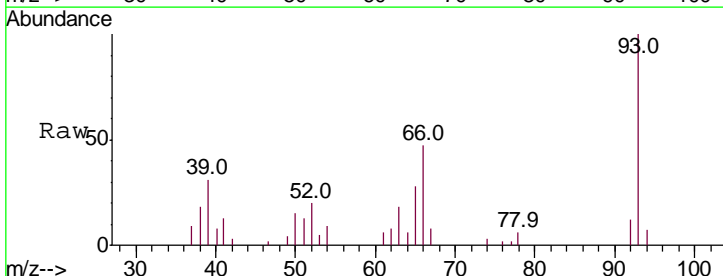
Instrument :
 BNA_M
 ClientSampled :

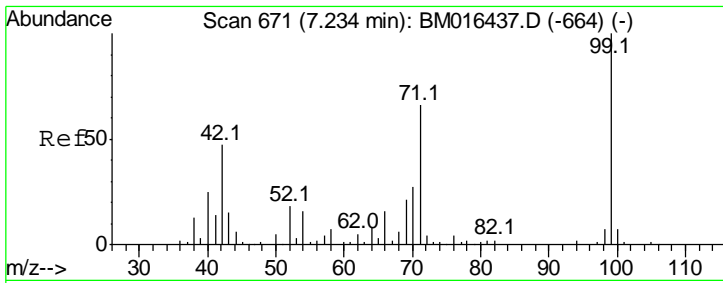
Tgt Ion	Resp	Lower	Upper
112	100		
64	57.8	38.6	57.8
63	51.5	19.3	28.9#



#6
 Aniline
 Concen: 23.100 ng
 RT: 7.39 min Scan# 698
 Delta R.T. 0.00 min
 Lab File: BM016436.D
 Acq: 17 Aug 2018 13:11

Tgt Ion	Resp	Lower	Upper
93	100		
66	47.0	30.8	46.2#
65	28.3	16.0	24.0#

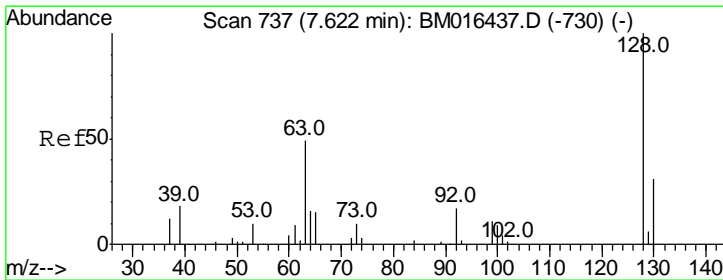
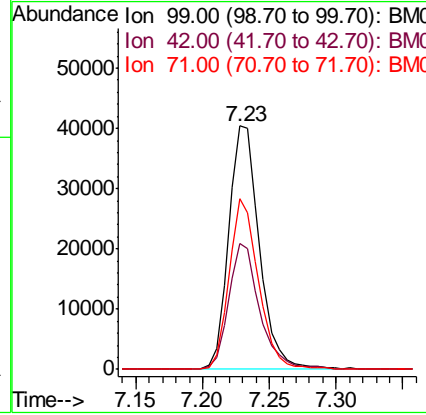
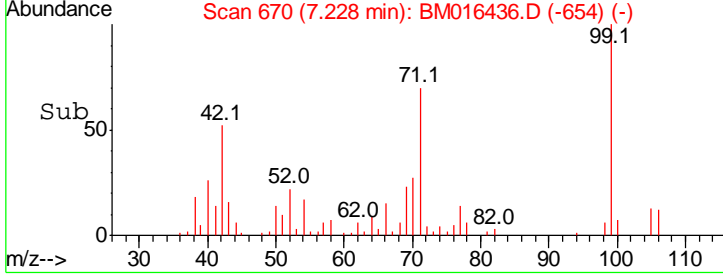
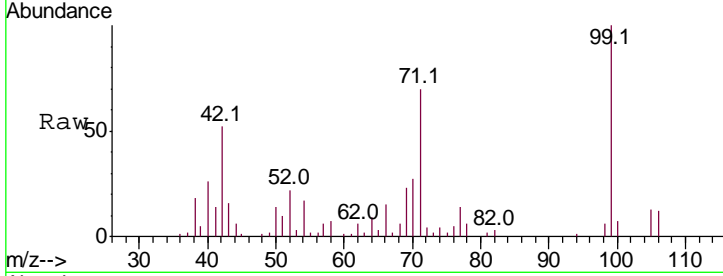




#7
 Phenol-d6
 Concen: 23.100 ng
 RT: 7.23 min Scan# 670
 Delta R.T. -0.01 min
 Lab File: BM016436.D
 Acq: 17 Aug 2018 13:11

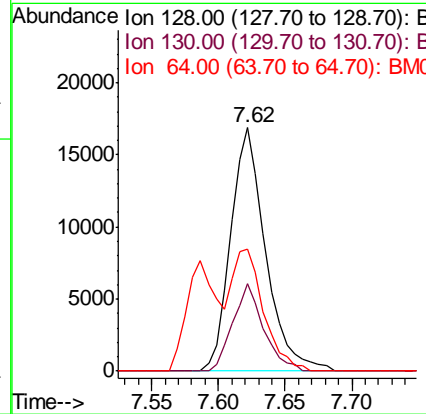
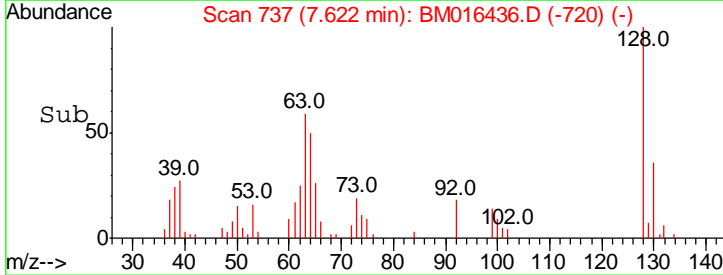
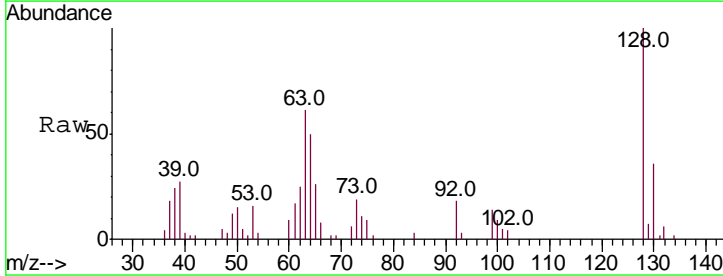
Instrument :
 BNA_M
 ClientSampled :

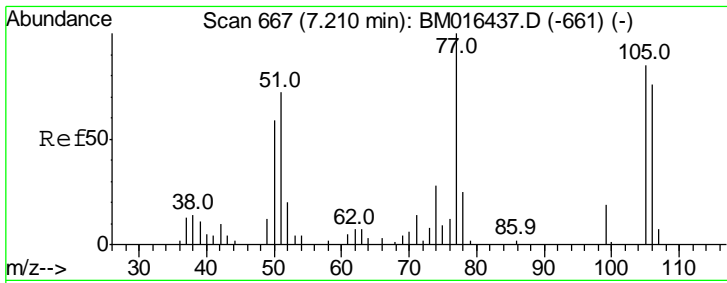
Tgt Ion	Resp	Lower	Upper
99	100		
42	51.9	11.0	16.4#
71	70.1	23.4	35.2#



#8
 2-Chlorophenol
 Concen: 23.991 ng
 RT: 7.62 min Scan# 737
 Delta R.T. 0.00 min
 Lab File: BM016436.D
 Acq: 17 Aug 2018 13:11

Tgt Ion	Resp	Lower	Upper
128	100		
130	35.7	12.0	52.0
64	50.2	24.9	64.9

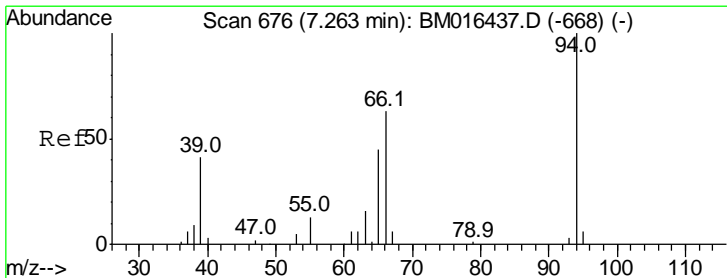
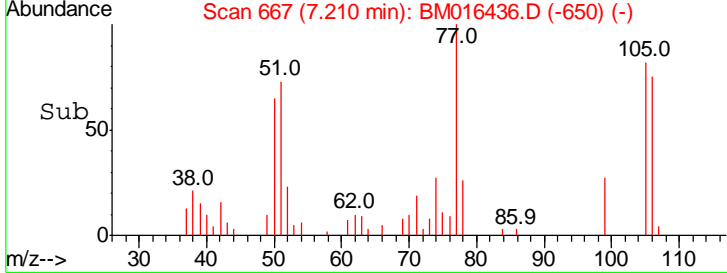
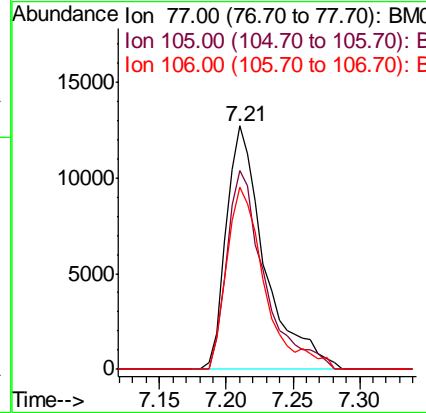
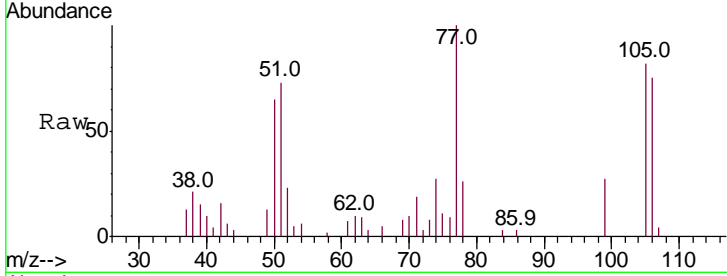




#9
Benzaldehyde
Concen: 25.981 ng
RT: 7.21 min Scan# 667
Delta R.T. 0.00 min
Lab File: BM016436.D
Acq: 17 Aug 2018 13:11

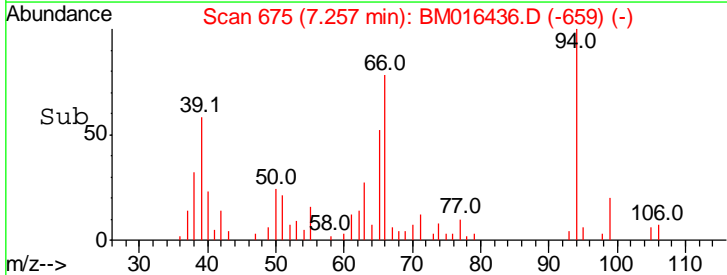
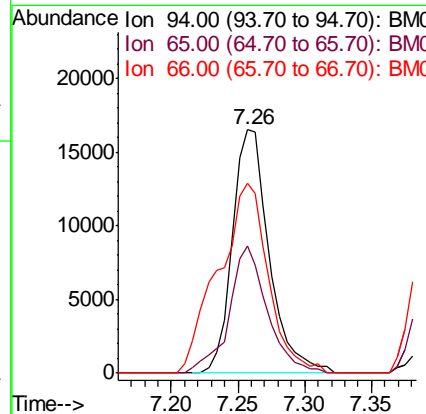
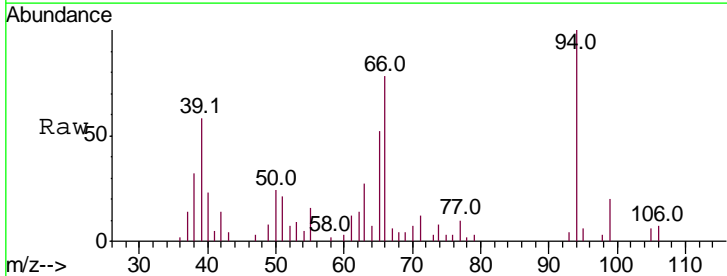
Instrument :
BNA_M
ClientSampled :

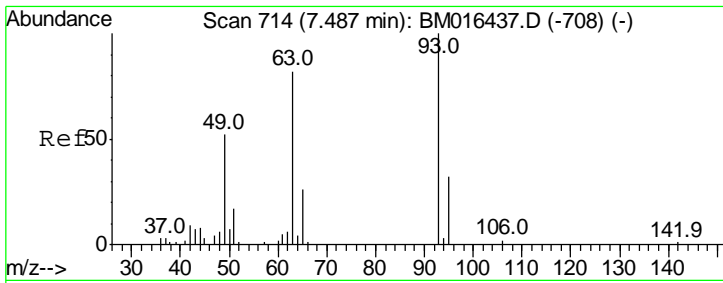
Tgt Ion	Resp	Lower	Upper
77	100		
105	81.6	78.8	118.8
106	75.0	73.7	113.7



#10
Phenol
Concen: 22.541 ng
RT: 7.26 min Scan# 675
Delta R.T. -0.01 min
Lab File: BM016436.D
Acq: 17 Aug 2018 13:11

Tgt Ion	Resp	Lower	Upper
94	100		
65	52.2	18.8	58.8
66	78.0	39.9	79.9

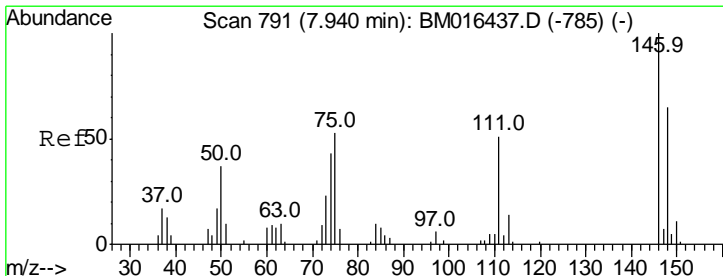
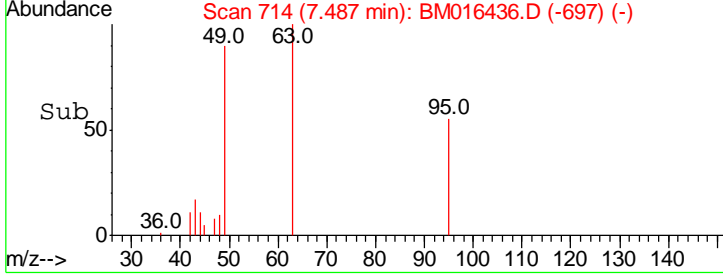
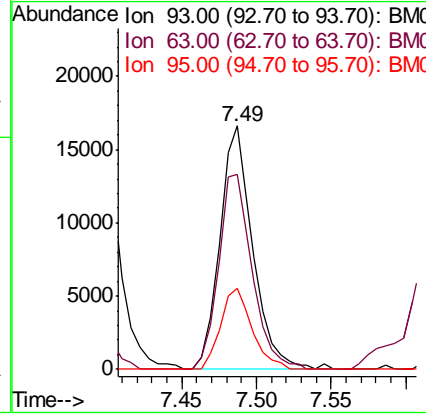
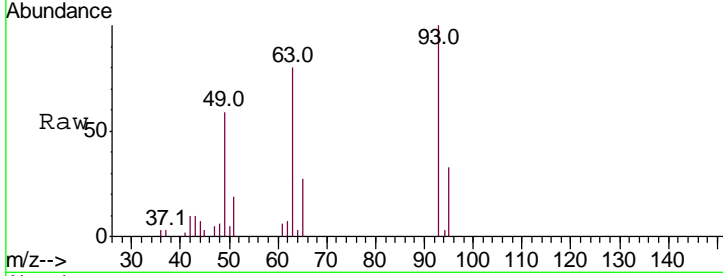




#11
 bis(2-Chloroethyl)ether
 Concen: 22.943 ng
 RT: 7.49 min Scan# 714
 Delta R.T. 0.00 min
 Lab File: BM016436.D
 Acq: 17 Aug 2018 13:11

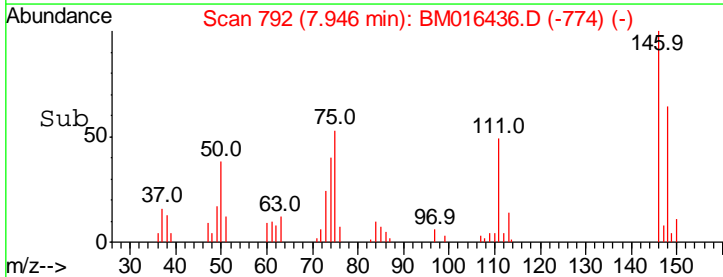
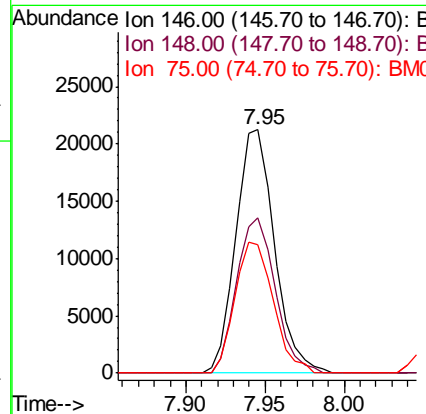
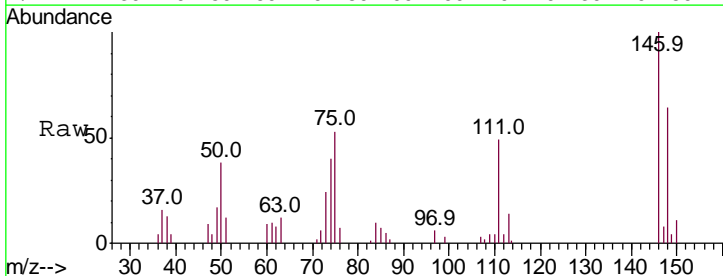
Instrument :
 BNA_M
 ClientSampled :

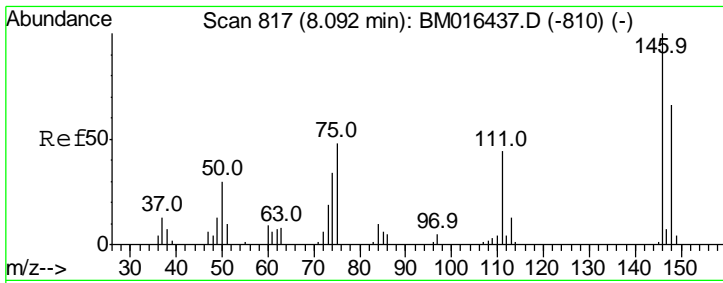
Tgt Ion	Resp	Lower	Upper
93	25577		
93	100		
63	80.1	49.5	89.5
95	33.4	13.5	53.5



#12
 1,3-Dichlorobenzene
 Concen: 23.922 ng
 RT: 7.95 min Scan# 792
 Delta R.T. 0.01 min
 Lab File: BM016436.D
 Acq: 17 Aug 2018 13:11

Tgt Ion	Resp	Lower	Upper
146	35964		
146	100		
148	64.0	50.9	76.3
75	52.9	21.4	32.2#

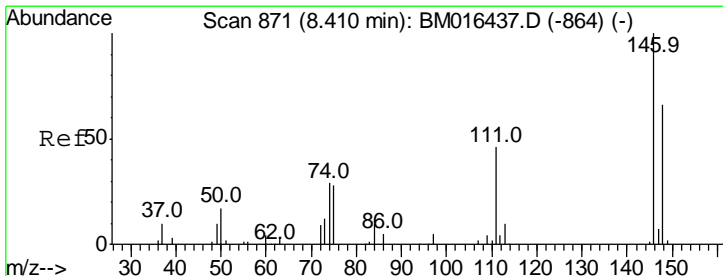
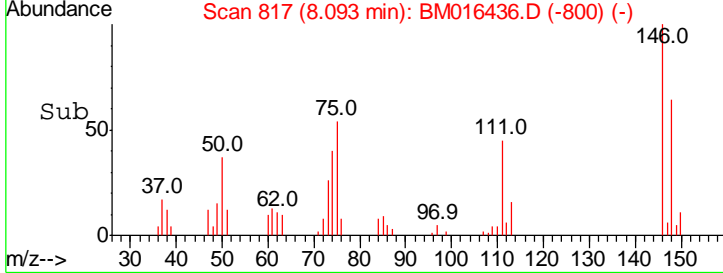
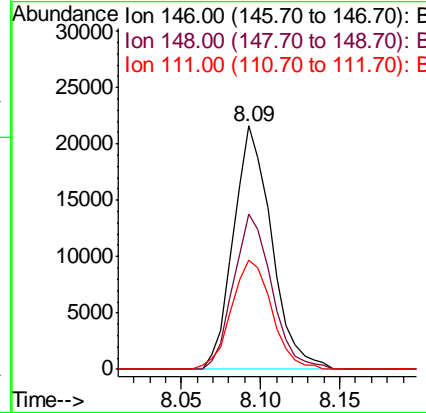
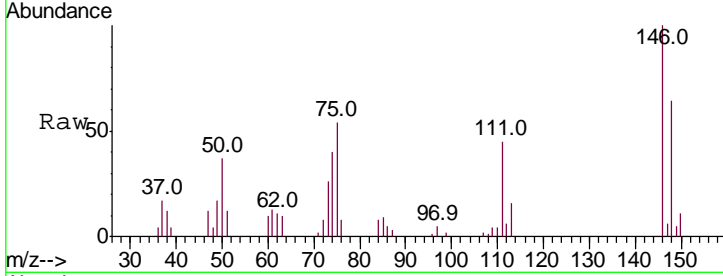




#13
 1,4-Dichlorobenzene
 Concen: 23.626 ng
 RT: 8.09 min Scan# 817
 Delta R.T. 0.00 min
 Lab File: BM016436.D
 Acq: 17 Aug 2018 13:11

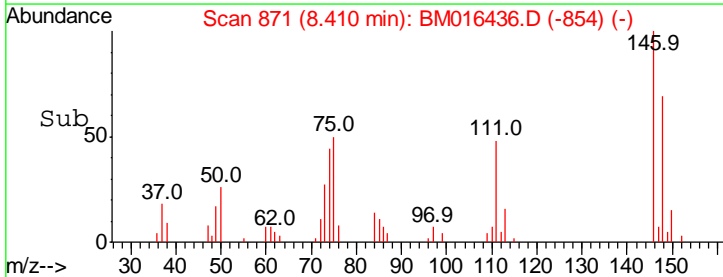
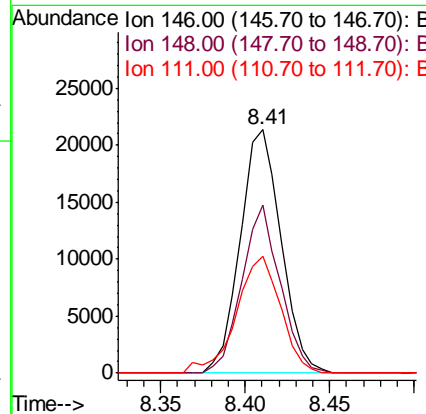
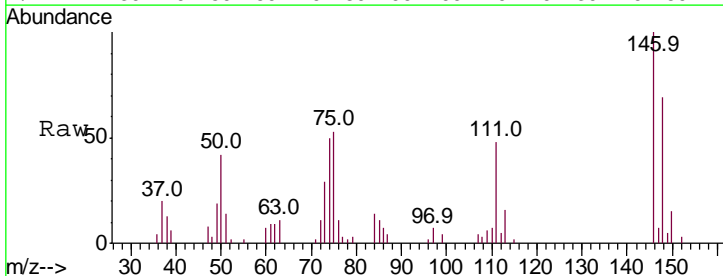
Instrument :
 BNA_M
 ClientSampled :

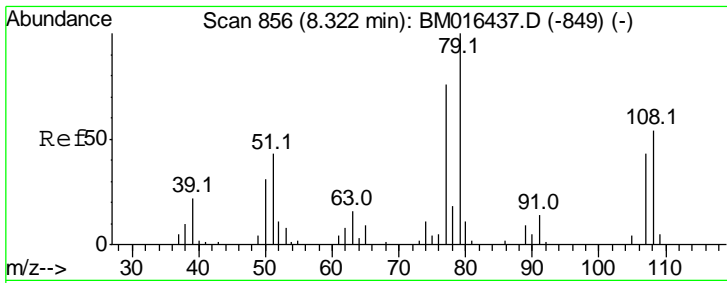
Tgt Ion	Resp	Lower	Upper
146	100		
148	63.6	51.9	77.9
111	44.6	29.2	43.8#



#14
 1,2-Dichlorobenzene
 Concen: 24.167 ng
 RT: 8.41 min Scan# 871
 Delta R.T. 0.00 min
 Lab File: BM016436.D
 Acq: 17 Aug 2018 13:11

Tgt Ion	Resp	Lower	Upper
146	100		
148	69.1	52.3	78.5
111	48.0	30.6	45.8#

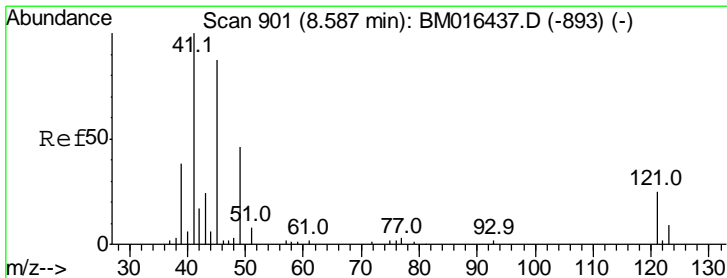
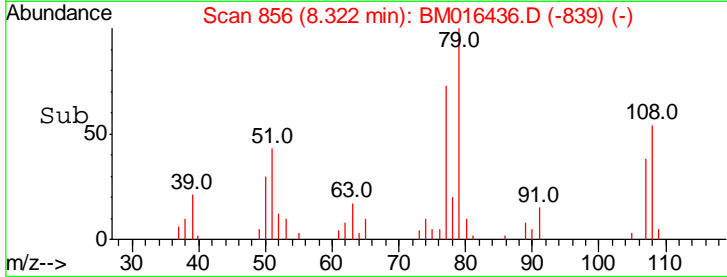
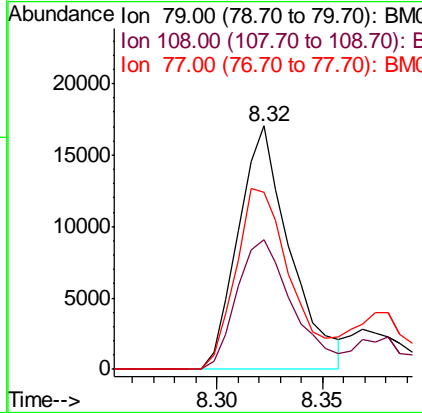
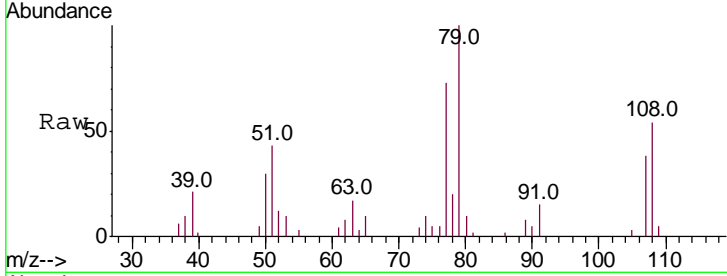




#15
 Benzyl Alcohol
 Concen: 25.830 ng
 RT: 8.32 min Scan# 856
 Delta R.T. 0.00 min
 Lab File: BM016436.D
 Acq: 17 Aug 2018 13:11

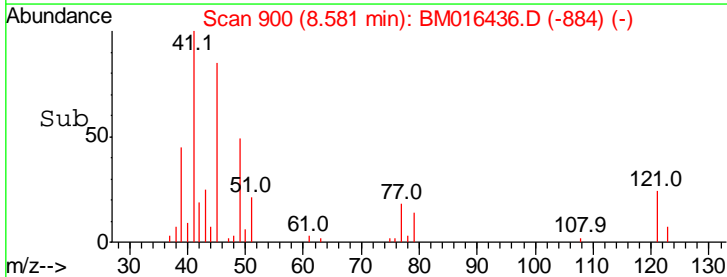
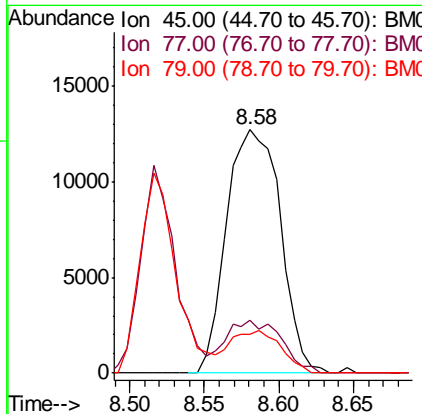
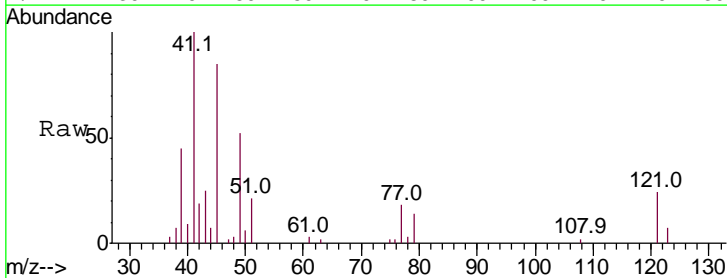
Instrument :
 BNA_M
 ClientSampled :

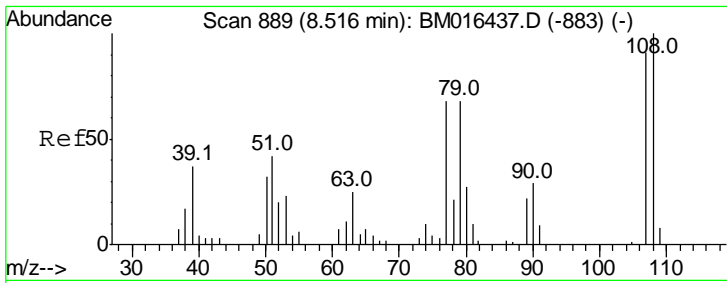
Tgt Ion	Resp	Lower	Upper
79	100		
108	53.5	65.0	97.4#
77	72.8	53.0	79.6



#16
 2,2'-oxybis(1-Chloropropane)
 Concen: 18.695 ng
 RT: 8.58 min Scan# 900
 Delta R.T. -0.01 min
 Lab File: BM016436.D
 Acq: 17 Aug 2018 13:11

Tgt Ion	Resp	Lower	Upper
45	100		
77	21.7	0.0	35.2
79	16.2	0.0	32.0

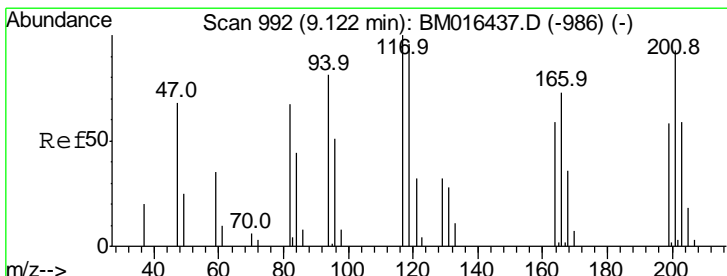
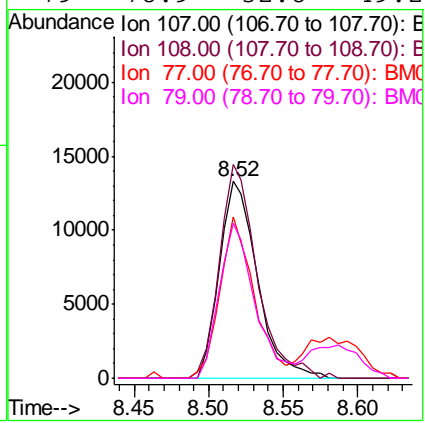
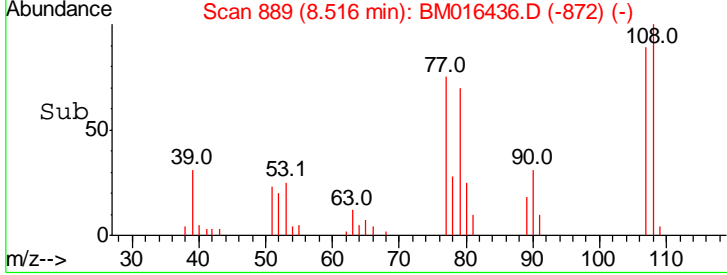
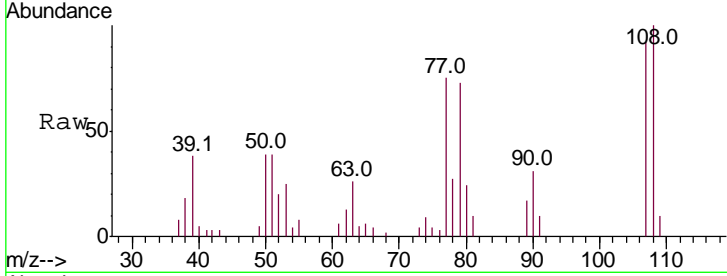




#17
 2-Methylphenol
 Concen: 24.580 ng
 RT: 8.52 min Scan# 889
 Delta R.T. 0.00 min
 Lab File: BM016436.D
 Acq: 17 Aug 2018 13:11

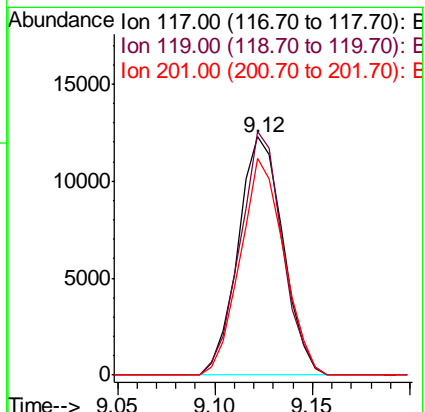
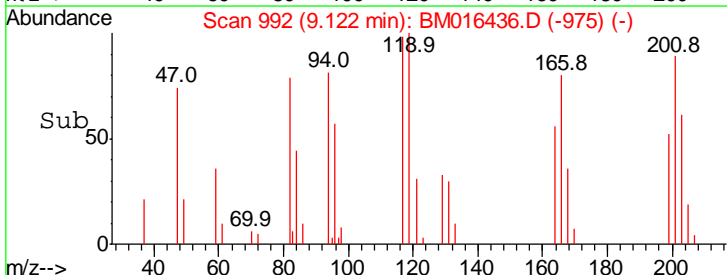
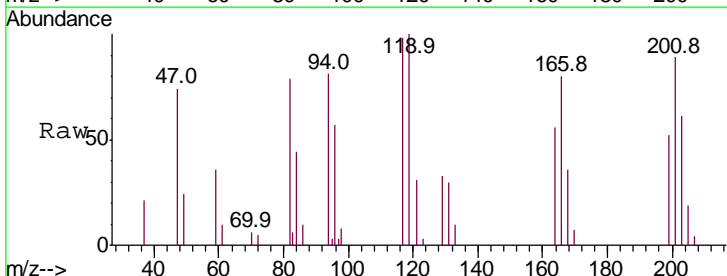
Instrument :
 BNA_M
 ClientSampled :

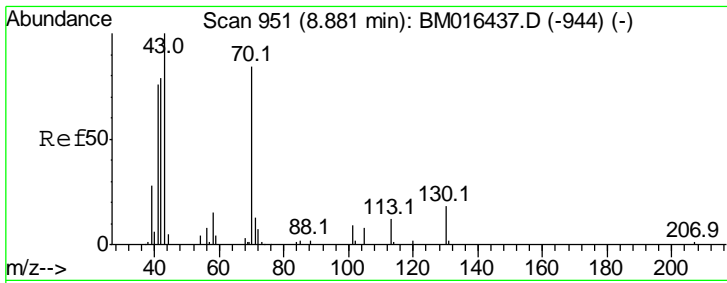
Tgt Ion	Resp	Lower	Upper
107	100		
108	108.7	89.8	134.8
77	82.0	32.6	48.8#
79	78.9	32.8	49.2#



#18
 Hexachloroethane
 Concen: 29.663 ng
 RT: 9.12 min Scan# 992
 Delta R.T. 0.00 min
 Lab File: BM016436.D
 Acq: 17 Aug 2018 13:11

Tgt Ion	Resp	Lower	Upper
117	100		
119	102.1	79.2	118.8
201	91.0	69.8	104.6

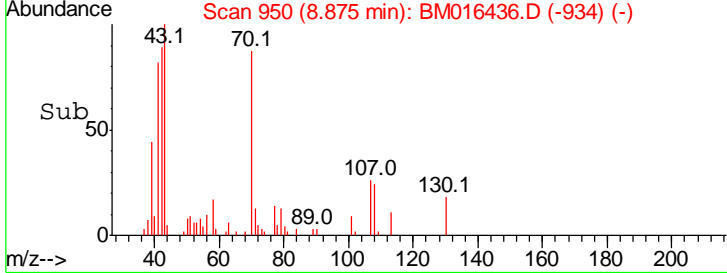
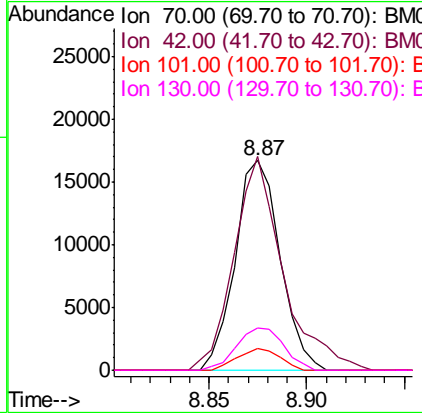
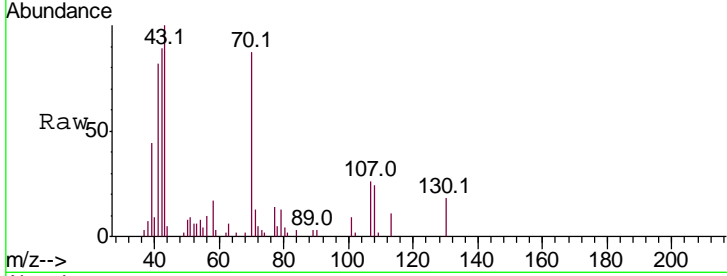




#19
 n-Nitroso-di-n-propylamine
 Concen: 25.788 ng
 RT: 8.87 min Scan# 950
 Delta R.T. -0.01 min
 Lab File: BM016436.D
 Acq: 17 Aug 2018 13:11

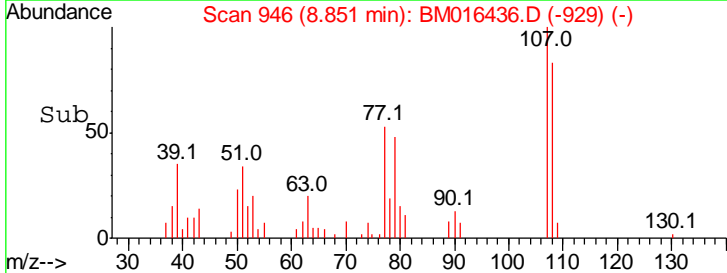
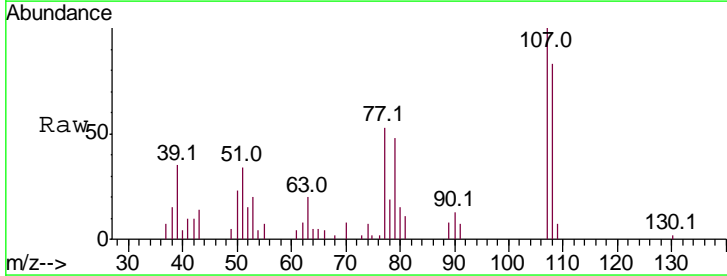
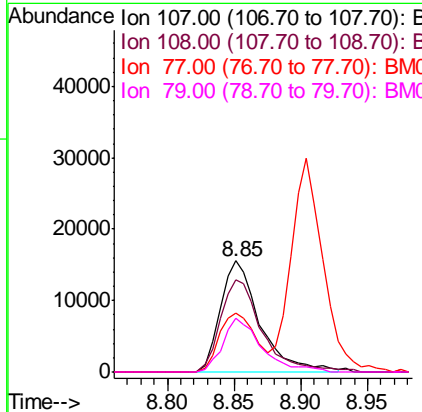
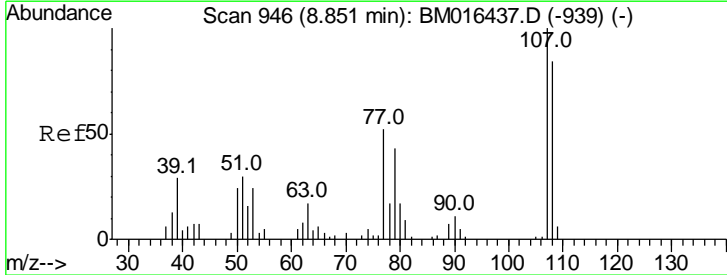
Instrument :
 BNA_M
 ClientSampled :

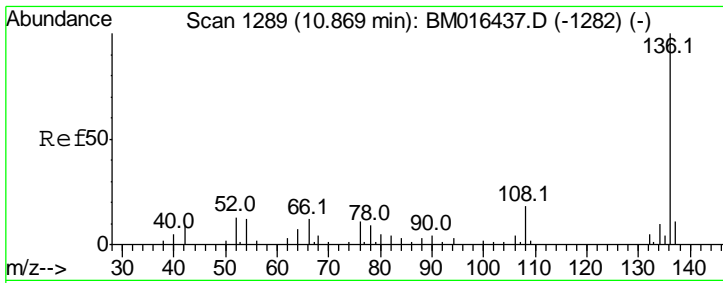
Tgt Ion	Resp	Lower	Upper
70	100		
42	102.0	44.5	66.7#
101	10.5	7.4	11.2
130	20.4	15.3	22.9



#20
 3+4-Methylphenols
 Concen: 23.154 ng
 RT: 8.85 min Scan# 946
 Delta R.T. 0.00 min
 Lab File: BM016436.D
 Acq: 17 Aug 2018 13:11

Tgt Ion	Resp	Lower	Upper
107	100		
108	82.9	73.2	113.2
77	53.0	10.7	50.7#
79	48.1	9.6	49.6

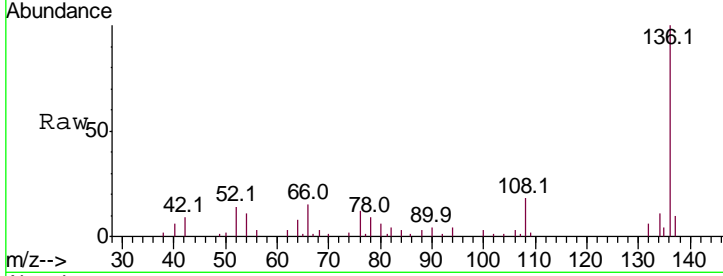




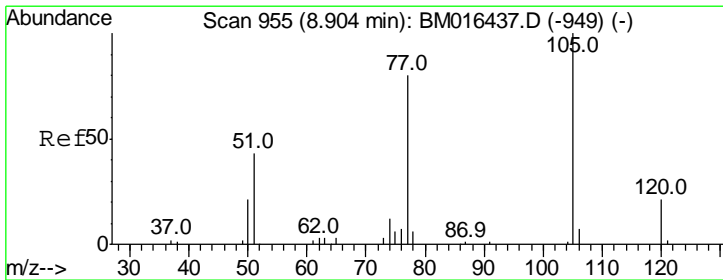
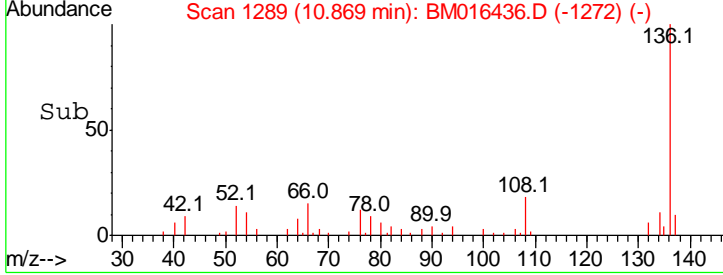
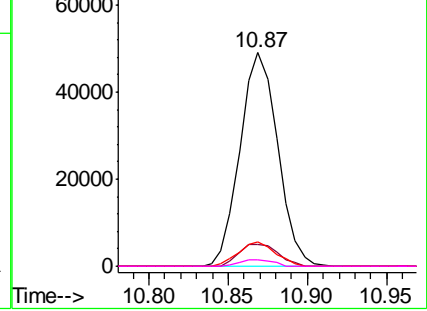
#21
 Naphthalene-d8
 Concen: 20.000 ng
 RT: 10.87 min Scan# 1289
 Delta R.T. 0.00 min
 Lab File: BM016436.D
 Acq: 17 Aug 2018 13:11

Instrument :
 BNA_M
 ClientSampled :

Tgt Ion	Resp	Lower	Upper
136	100		
137	10.3	8.7	13.1
54	11.4	4.6	6.8#
68	3.2	3.7	5.5#

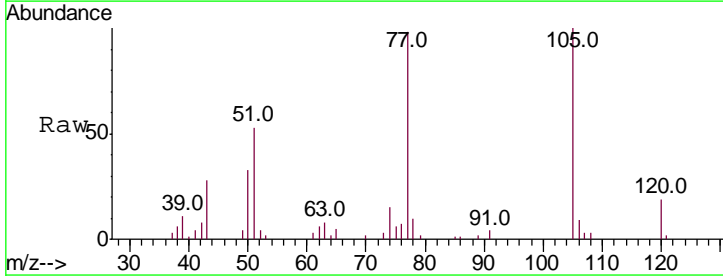


Abundance
 Ion 136.00 (135.70 to 136.70): E
 Ion 137.00 (136.70 to 137.70): E
 Ion 54.00 (53.70 to 54.70): BM
 Ion 68.00 (67.70 to 68.70): BM

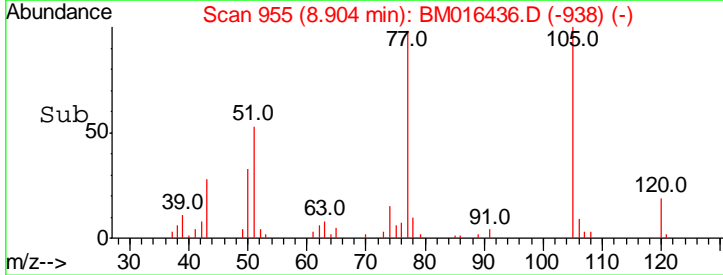
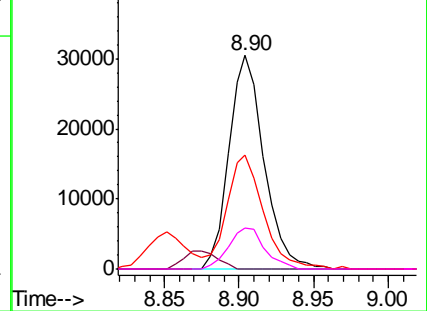


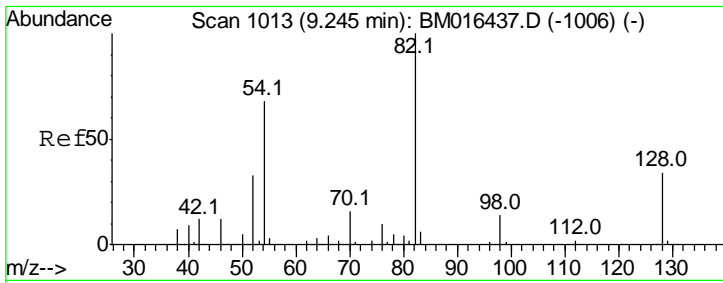
#22
 Acetophenone
 Concen: 24.471 ng
 RT: 8.90 min Scan# 955
 Delta R.T. 0.00 min
 Lab File: BM016436.D
 Acq: 17 Aug 2018 13:11

Tgt Ion	Resp	Lower	Upper
105	100		
71	0.0	0.6	1.0#
51	53.4	21.6	32.4#
120	19.3	16.1	24.1



Abundance
 Ion 105.00 (104.70 to 105.70): E
 Ion 71.00 (70.70 to 71.70): BM
 Ion 51.00 (50.70 to 51.70): BM
 Ion 120.00 (119.70 to 120.70): E

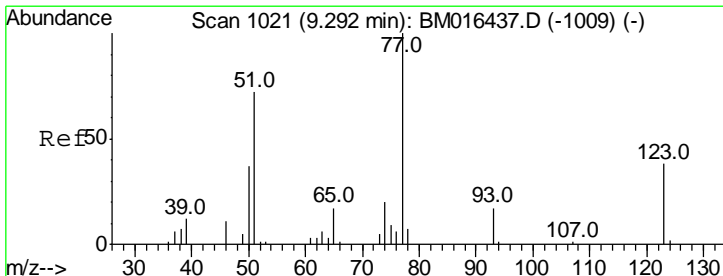
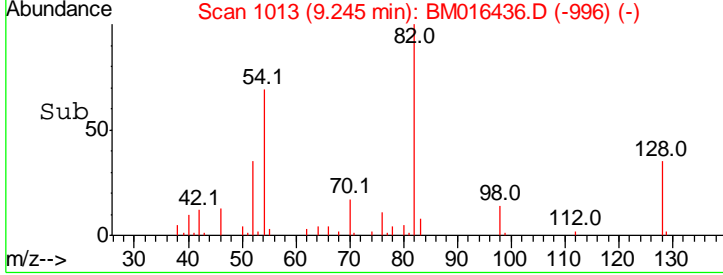
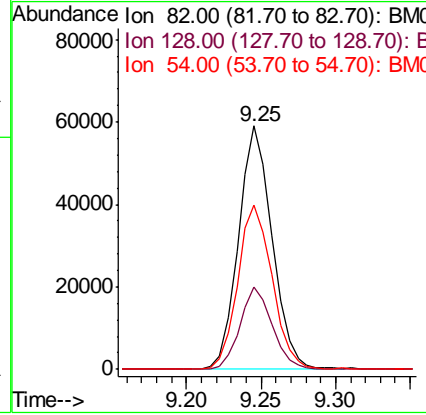
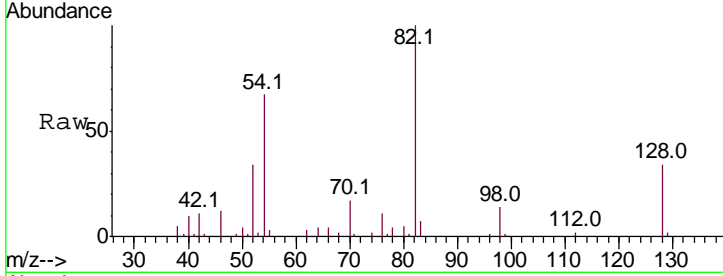




#23
 Nitrobenzene-d5
 Concen: 24.471 ng
 RT: 9.25 min Scan# 1013
 Delta R.T. 0.00 min
 Lab File: BM016436.D
 Acq: 17 Aug 2018 13:11

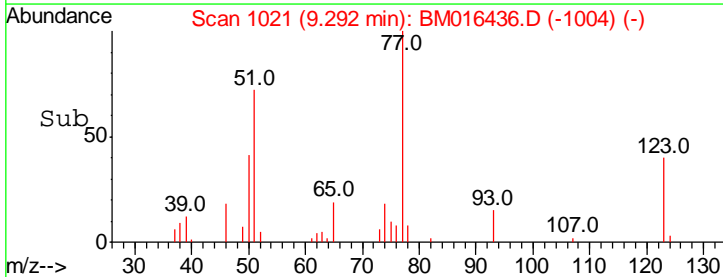
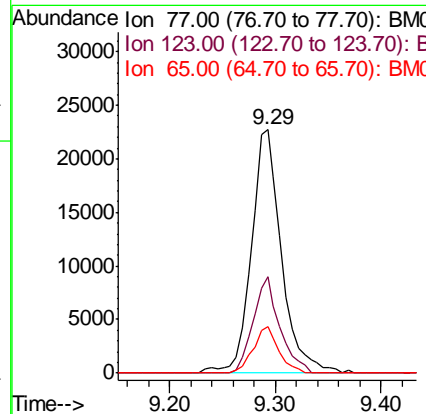
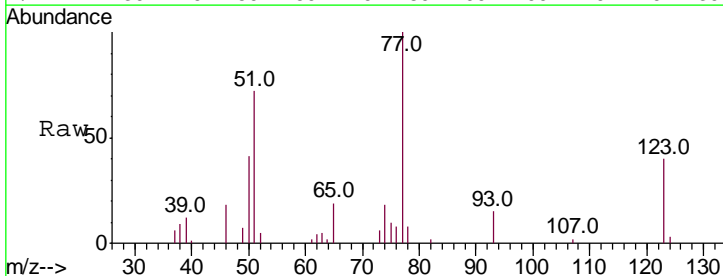
Instrument :
 BNA_M
 ClientSampled :

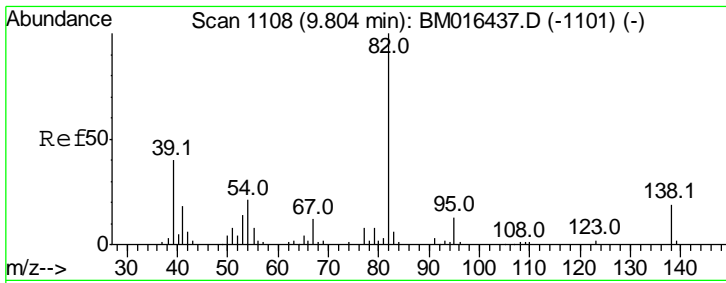
Tgt Ion	Resp	Lower	Upper
82	100		
128	33.9	32.8	49.2
54	67.2	40.6	60.8#



#24
 Nitrobenzene
 Concen: 25.688 ng
 RT: 9.29 min Scan# 1021
 Delta R.T. 0.00 min
 Lab File: BM016436.D
 Acq: 17 Aug 2018 13:11

Tgt Ion	Resp	Lower	Upper
77	100		
123	39.8	32.6	49.0
65	18.9	10.9	16.3#

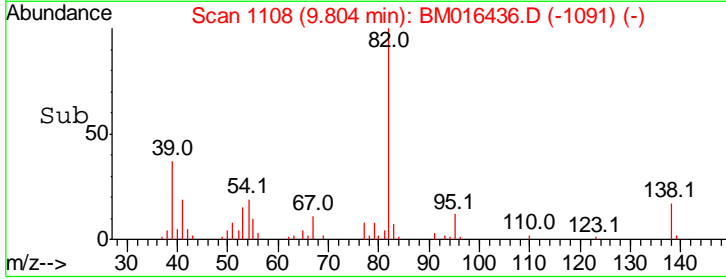
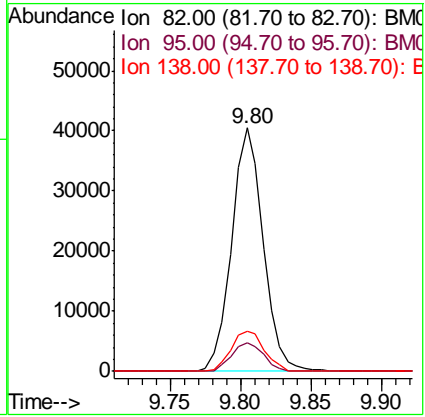
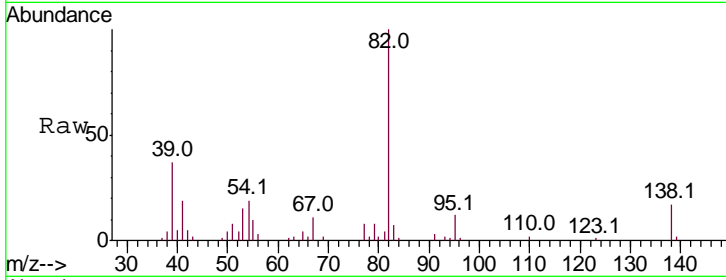




#25
 Isophorone
 Concen: 26.373 ng
 RT: 9.80 min Scan# 1108
 Delta R.T. 0.00 min
 Lab File: BM016436.D
 Acq: 17 Aug 2018 13:11

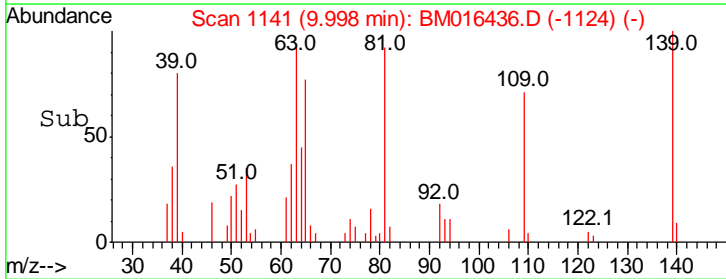
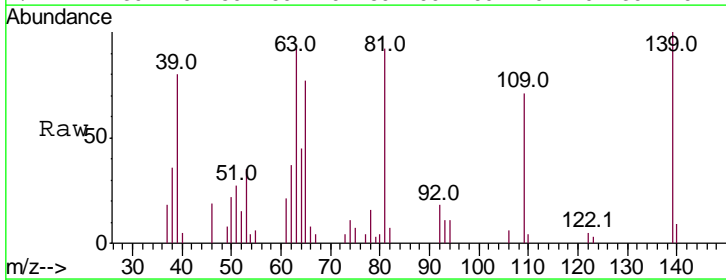
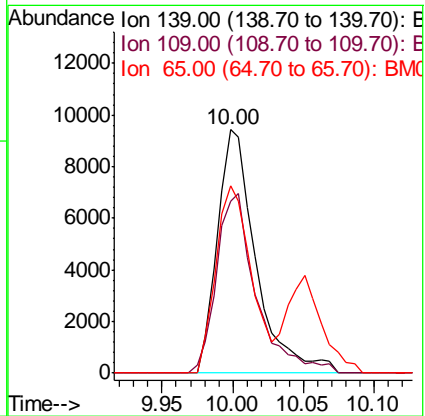
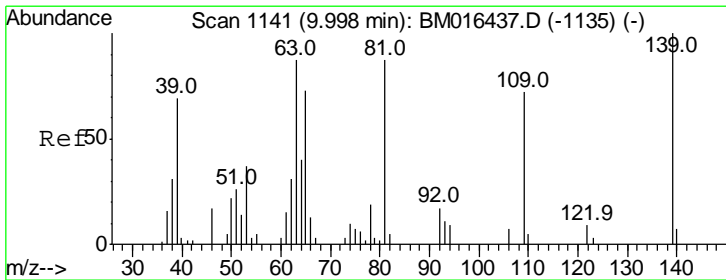
Instrument :
 BNA_M
 ClientSampled :

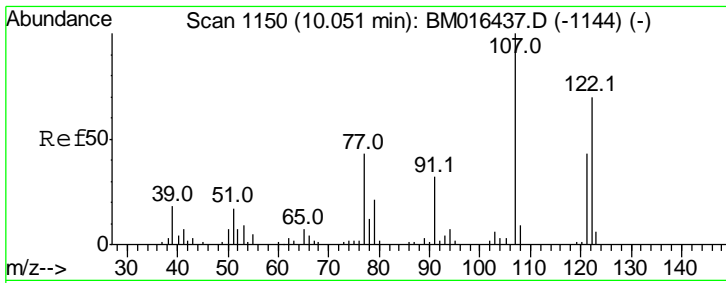
Tgt Ion	Resp	Lower	Upper
82	100		
95	11.8	5.8	8.6#
138	16.7	16.3	24.5



#26
 2-Nitrophenol
 Concen: 24.489 ng
 RT: 10.00 min Scan# 1141
 Delta R.T. 0.00 min
 Lab File: BM016436.D
 Acq: 17 Aug 2018 13:11

Tgt Ion	Resp	Lower	Upper
139	100		
109	70.5	20.1	30.1#
65	76.9	31.5	47.3#

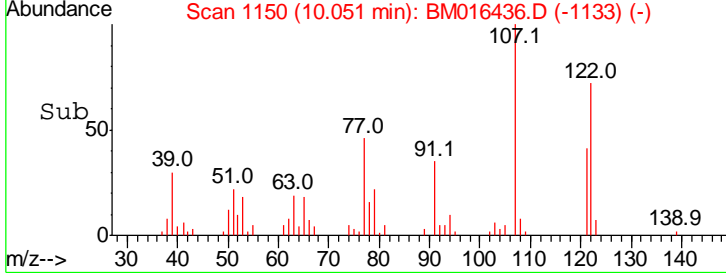
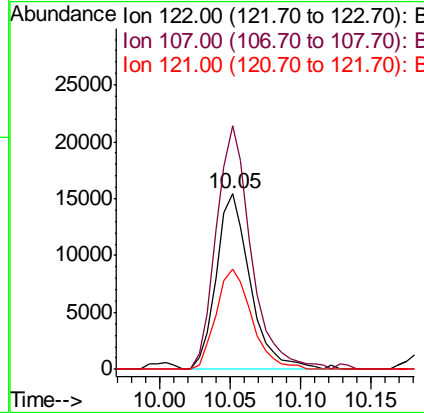
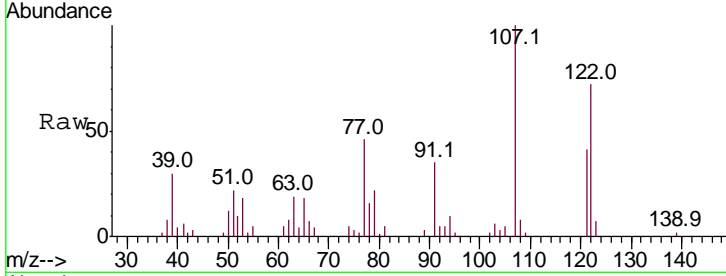




#27
 2,4-Dimethylphenol
 Concen: 25.462 ng
 RT: 10.05 min Scan# 1150
 Delta R.T. 0.00 min
 Lab File: BM016436.D
 Acq: 17 Aug 2018 13:11

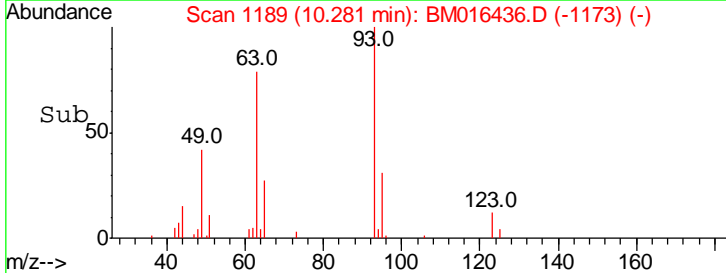
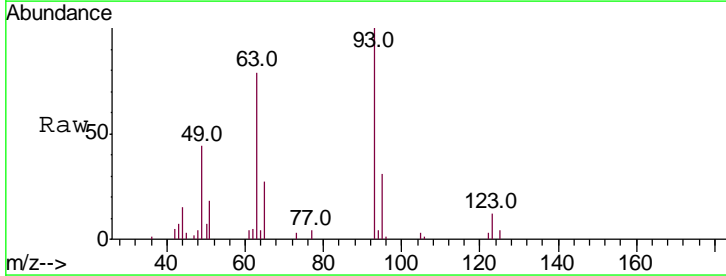
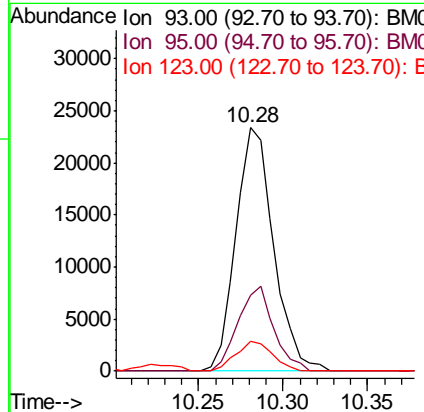
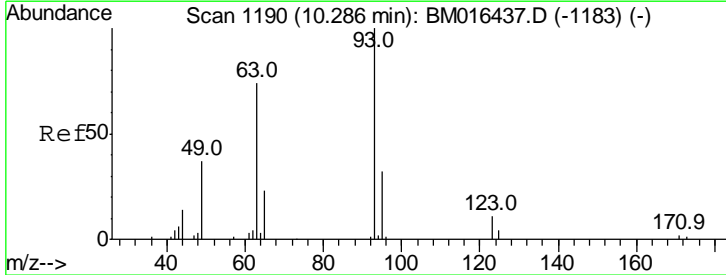
Instrument :
 BNA_M
 ClientSampled :

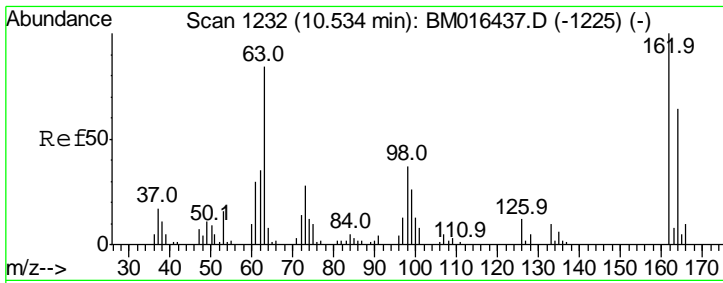
Tgt Ion	Resp	Lower	Upper
122	26013		
107	138.8	84.7	127.1#
121	57.2	46.6	69.8



#28
 bis(2-Chloroethoxy)methane
 Concen: 23.423 ng
 RT: 10.28 min Scan# 1189
 Delta R.T. -0.01 min
 Lab File: BM016436.D
 Acq: 17 Aug 2018 13:11

Tgt Ion	Resp	Lower	Upper
93	36342		
95	31.3	25.5	38.3
123	12.0	8.6	13.0

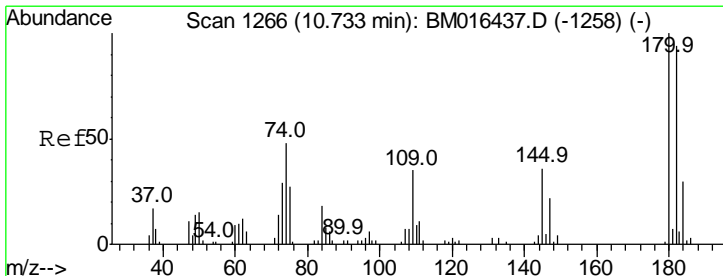
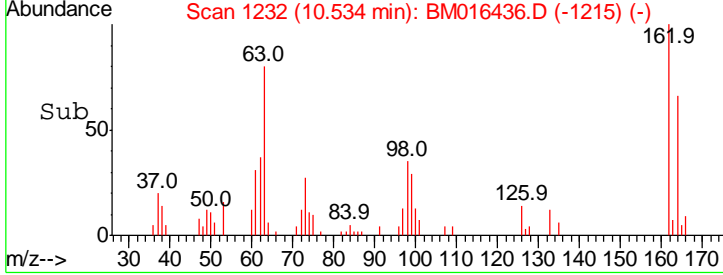
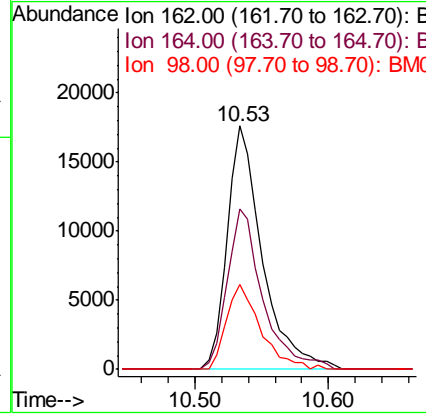
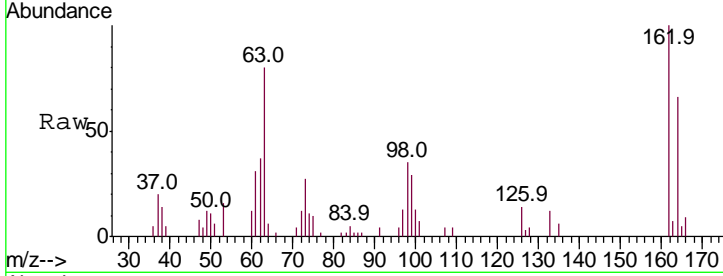




#29
 2,4-Dichlorophenol
 Concen: 26.652 ng
 RT: 10.53 min Scan# 1232
 Delta R.T. 0.00 min
 Lab File: BM016436.D
 Acq: 17 Aug 2018 13:11

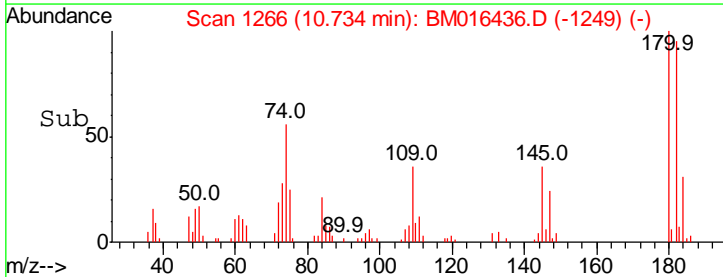
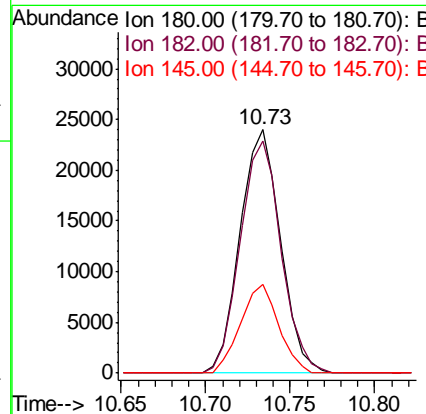
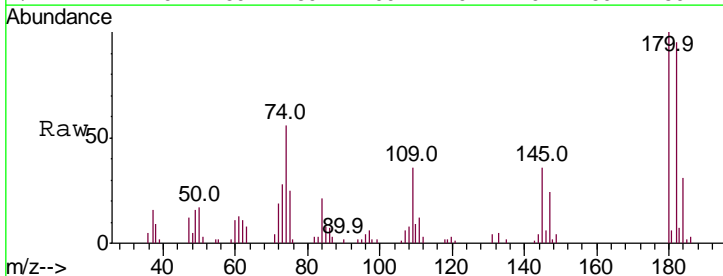
Instrument :
 BNA_M
 ClientSampled :

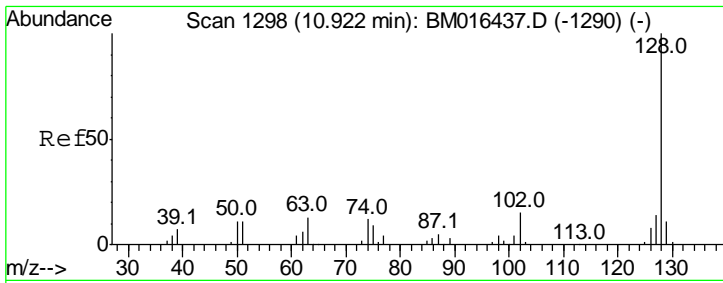
Tgt Ion	Resp	Lower	Upper
162	100		
164	65.9	42.8	82.8
98	34.7	14.5	54.5



#30
 1,2,4-Trichlorobenzene
 Concen: 27.130 ng
 RT: 10.73 min Scan# 1266
 Delta R.T. 0.00 min
 Lab File: BM016436.D
 Acq: 17 Aug 2018 13:11

Tgt Ion	Resp	Lower	Upper
180	100		
182	95.2	77.6	116.4
145	36.4	23.4	35.2#

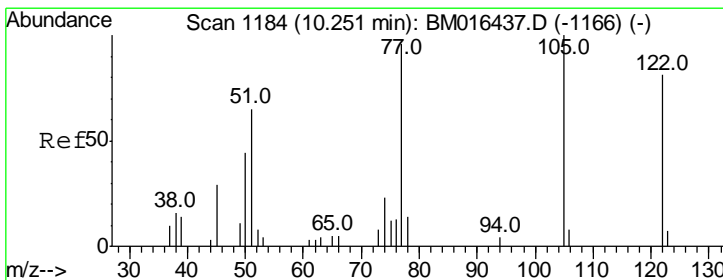
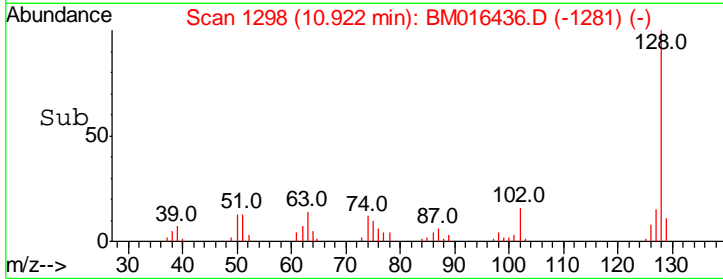
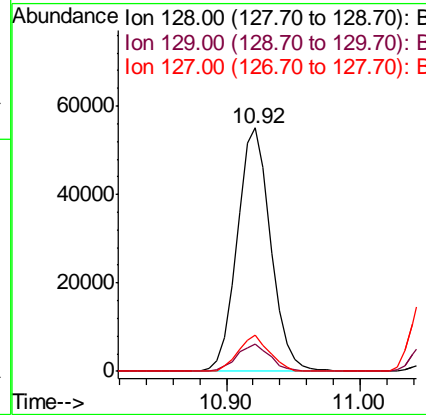
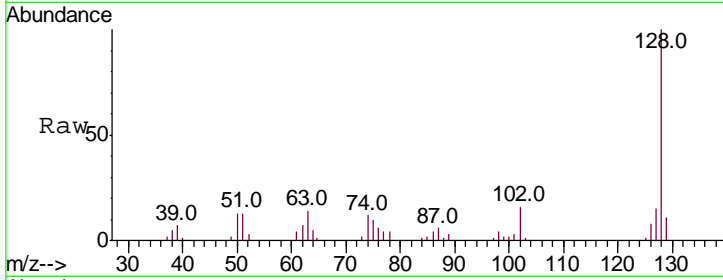




#31
 Naphthalene
 Concen: 23.244 ng
 RT: 10.92 min Scan# 1298
 Delta R.T. 0.00 min
 Lab File: BM016436.D
 Acq: 17 Aug 2018 13:11

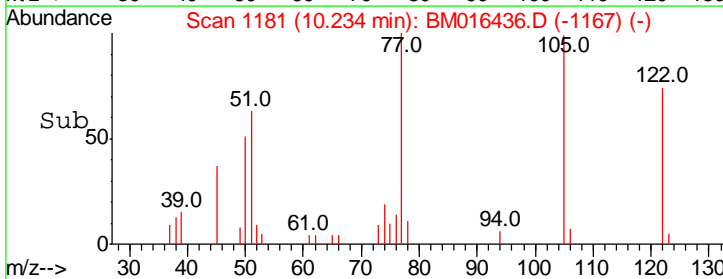
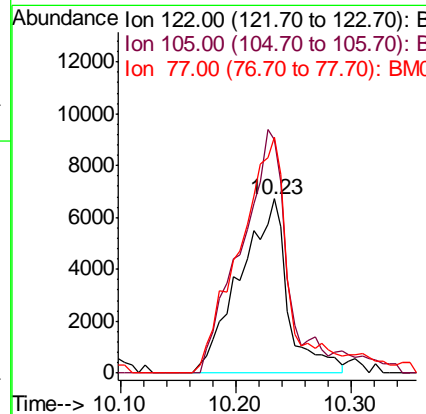
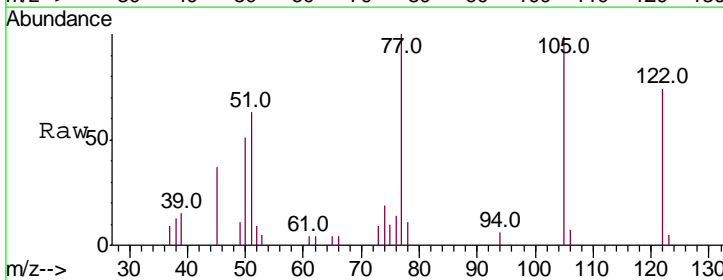
Instrument :
 BNA_M
 ClientSampled :

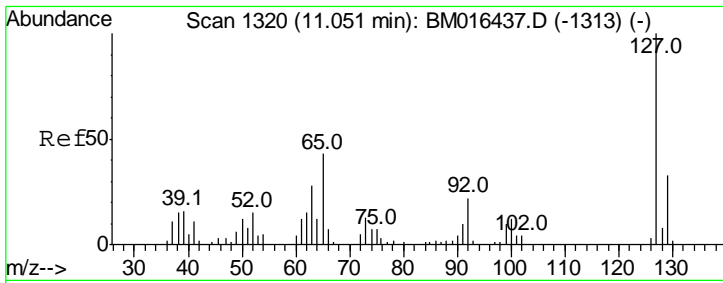
Tgt Ion	Resp	Lower	Upper
128	100		
129	11.1	8.9	13.3
127	14.6	10.4	15.6



#32
 Benzoic acid
 Concen: 25.044 ng
 RT: 10.23 min Scan# 1181
 Delta R.T. -0.02 min
 Lab File: BM016436.D
 Acq: 17 Aug 2018 13:11

Tgt Ion	Resp	Lower	Upper
122	100		
105	134.0	99.9	139.9
77	135.6	73.7	113.7#

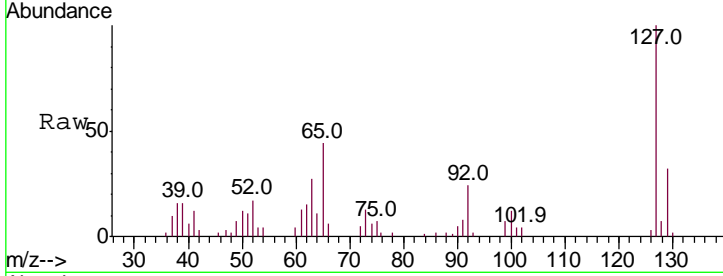




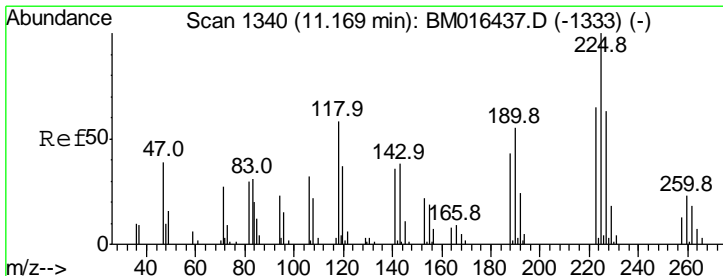
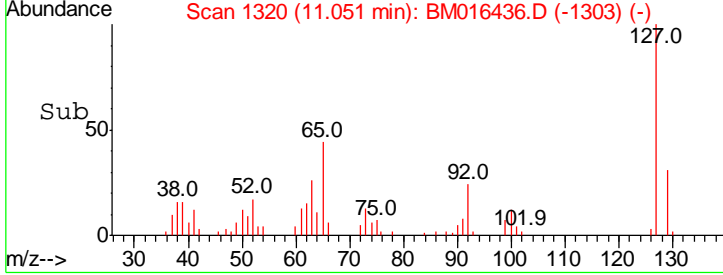
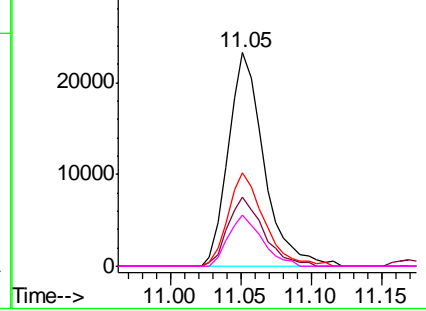
#33
 4-Chloroaniline
 Concen: 24.415 ng
 RT: 11.05 min Scan# 1320
 Delta R.T. 0.00 min
 Lab File: BM016436.D
 Acq: 17 Aug 2018 13:11

Instrument :
 BNA_M
 ClientSampled :

Tgt Ion	Resp	Lower	Upper
127	100		
129	32.5	25.3	37.9
65	43.6	17.6	26.4
92	23.8	13.1	19.7

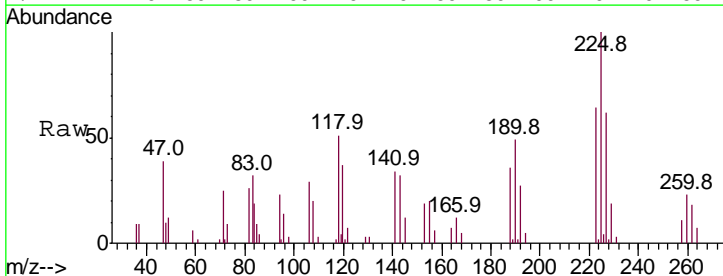


Abundance Ion 127.00 (126.70 to 127.70): E
 Ion 129.00 (128.70 to 129.70): E
 Ion 65.00 (64.70 to 65.70): BM
 Ion 92.00 (91.70 to 92.70): BM

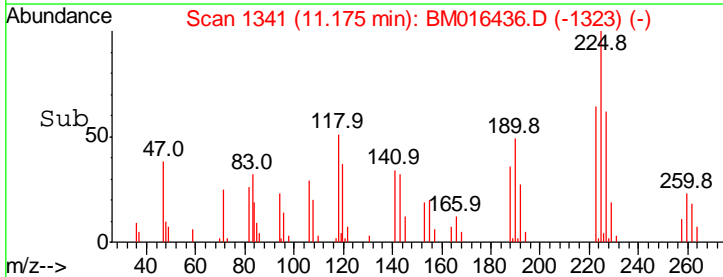
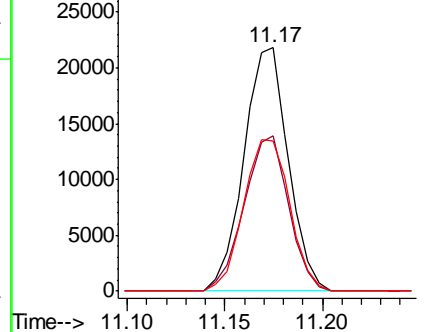


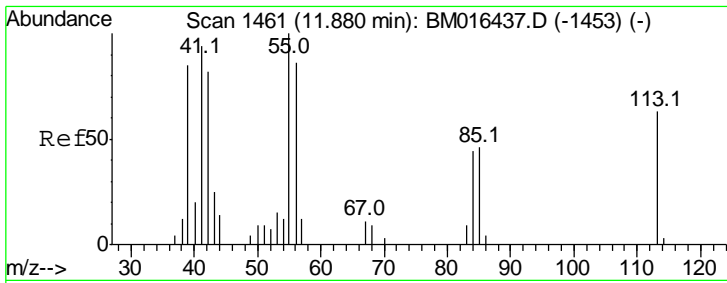
#34
 Hexachlorobutadiene
 Concen: 33.541 ng
 RT: 11.17 min Scan# 1341
 Delta R.T. 0.01 min
 Lab File: BM016436.D
 Acq: 17 Aug 2018 13:11

Tgt Ion	Resp	Lower	Upper
225	100		
223	66.4	47.9	71.9
227	61.6	50.1	75.1



Abundance Ion 225.00 (224.70 to 225.70): E
 Ion 223.00 (222.70 to 223.70): E
 Ion 227.00 (226.70 to 227.70): E

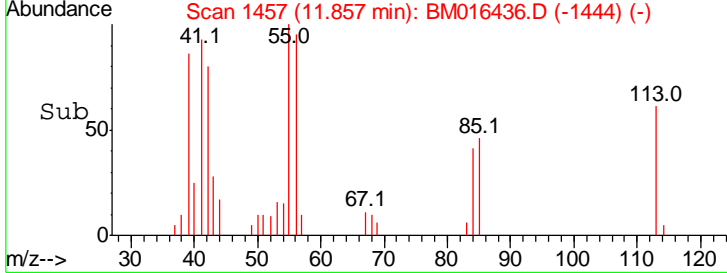
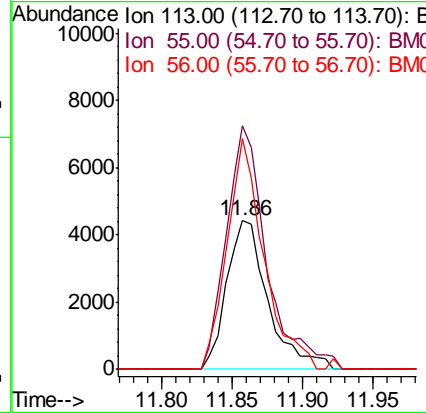
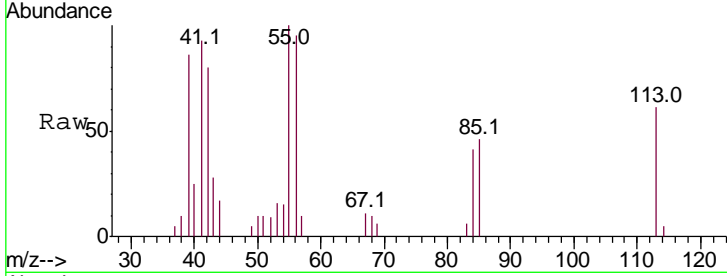




#35
 Caprolactam
 Concen: 26.802 ng
 RT: 11.86 min Scan# 1457
 Delta R.T. -0.02 min
 Lab File: BM016436.D
 Acq: 17 Aug 2018 13:11

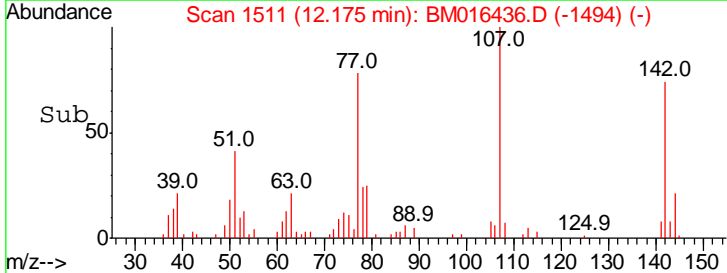
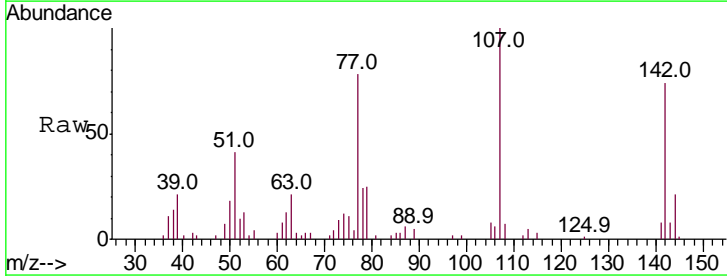
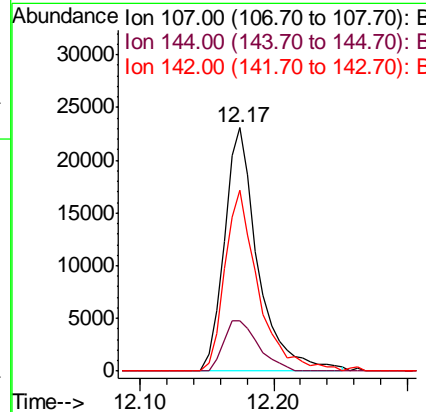
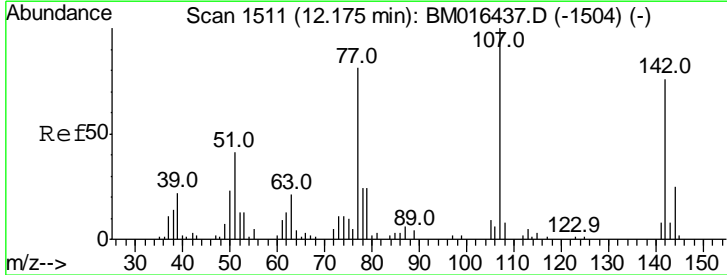
Instrument :
 BNA_M
 ClientSampled :

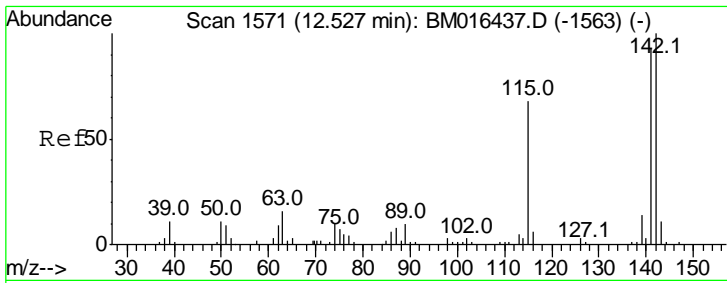
Tgt Ion	Resp	Lower	Upper
113	9012		
113	100		
55	163.6	145.9	185.9
56	155.0	101.0	141.0#



#36
 4-Chloro-3-methylphenol
 Concen: 30.476 ng
 RT: 12.17 min Scan# 1511
 Delta R.T. 0.00 min
 Lab File: BM016436.D
 Acq: 17 Aug 2018 13:11

Tgt Ion	Resp	Lower	Upper
107	40694		
107	100		
144	20.7	23.3	34.9#
142	74.2	72.6	109.0

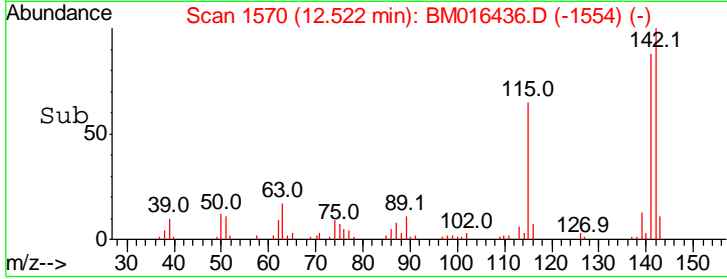
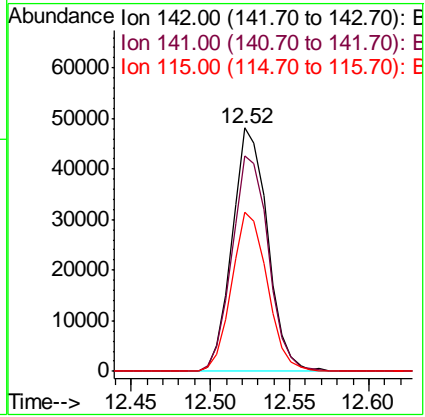
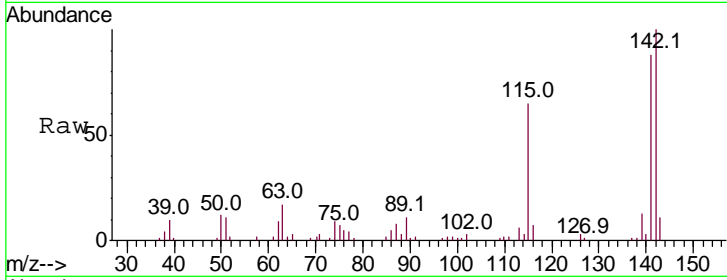




#37
 2-Methylnaphthalene
 Concen: 27.083 ng
 RT: 12.52 min Scan# 1570
 Delta R.T. -0.01 min
 Lab File: BM016436.D
 Acq: 17 Aug 2018 13:11

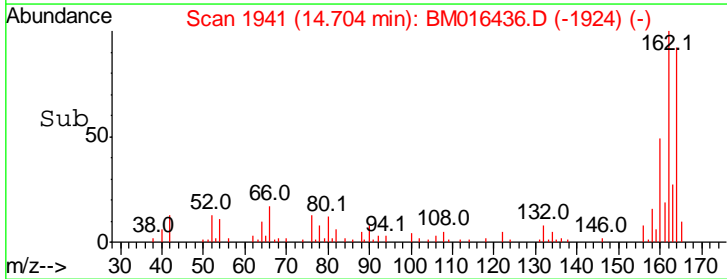
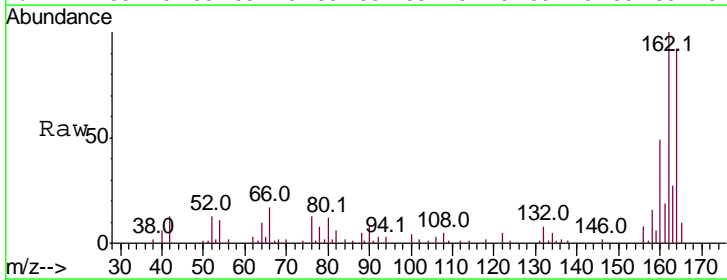
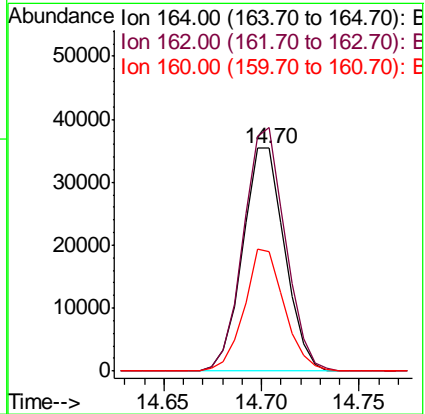
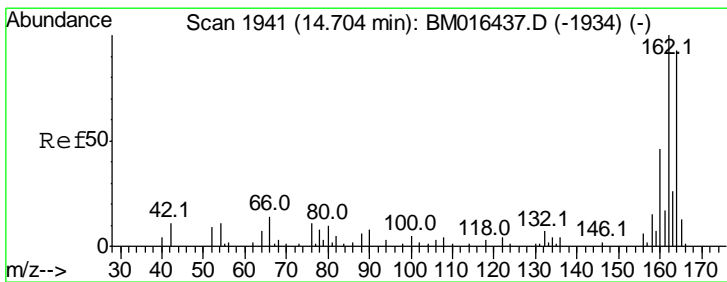
Instrument :
 BNA_M
 ClientSampled :

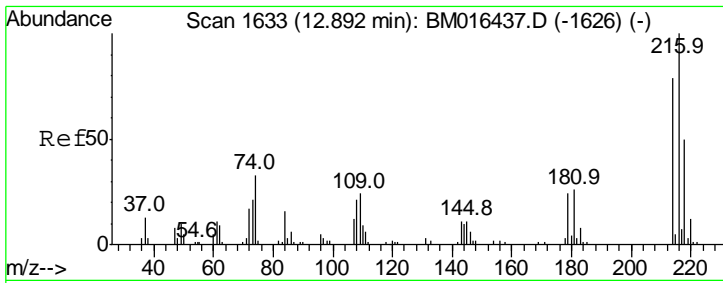
Tgt Ion	Resp	Lower	Upper
142	100		
141	88.4	71.9	107.9
115	65.5	25.4	38.0#



#38
 Acenaphthene-d10
 Concen: 20.000 ng
 RT: 14.70 min Scan# 1941
 Delta R.T. 0.00 min
 Lab File: BM016436.D
 Acq: 17 Aug 2018 13:11

Tgt Ion	Resp	Lower	Upper
164	100		
162	109.3	82.4	123.6
160	53.7	35.8	53.6#

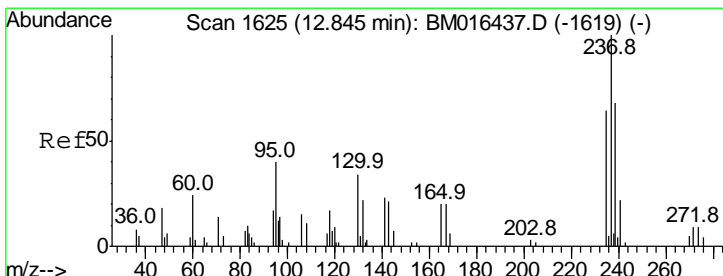
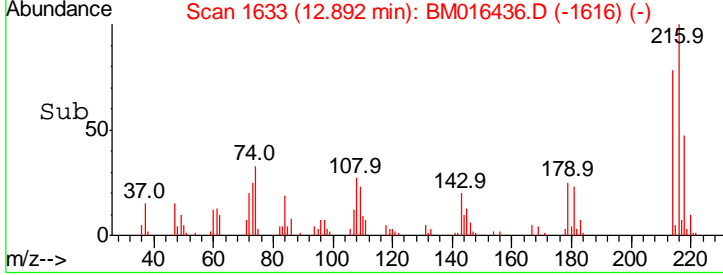
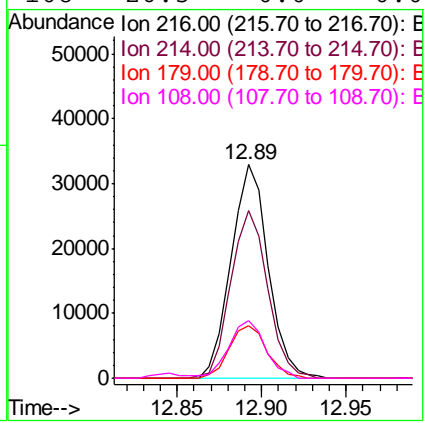
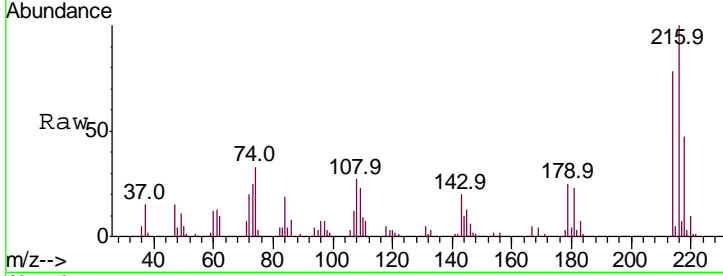




#39
 1,2,4,5-Tetrachlorobenzene
 Concen: 27.945 ng
 RT: 12.89 min Scan# 1633
 Delta R.T. 0.00 min
 Lab File: BM016436.D
 Acq: 17 Aug 2018 13:11

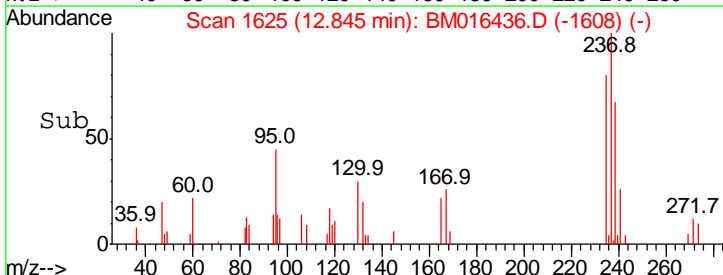
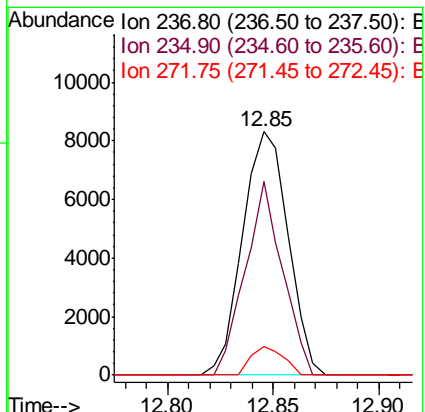
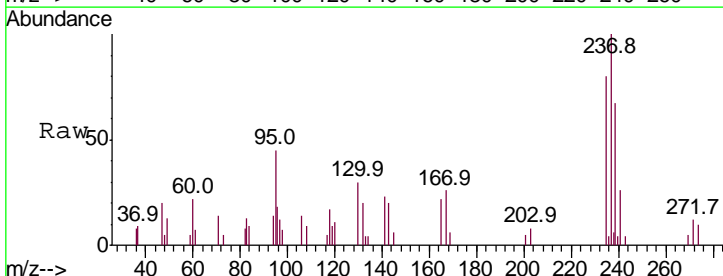
Instrument :
 BNA_M
 ClientSampled :

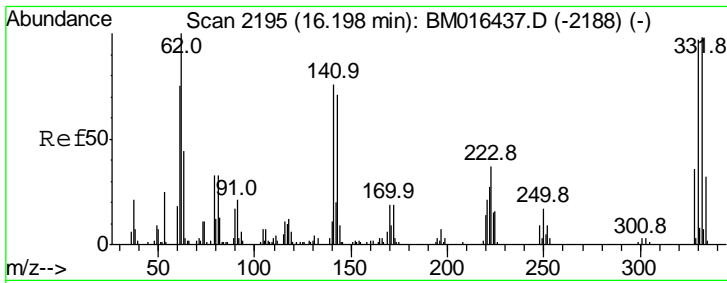
Tgt Ion	Resp	Lower	Upper
216	100		
214	78.0	0.0	0.0#
179	25.2	0.0	0.0#
108	26.5	0.0	0.0#



#40
 Hexachlorocyclopentadiene
 Concen: 16.955 ng
 RT: 12.85 min Scan# 1625
 Delta R.T. 0.00 min
 Lab File: BM016436.D
 Acq: 17 Aug 2018 13:11

Tgt Ion	Resp	Lower	Upper
237	100		
235	79.7	42.0	82.0
272	11.9	0.0	33.4

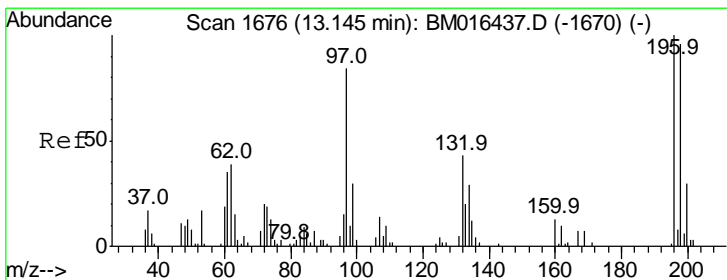
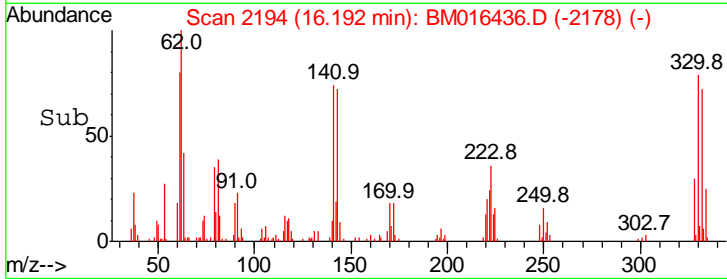
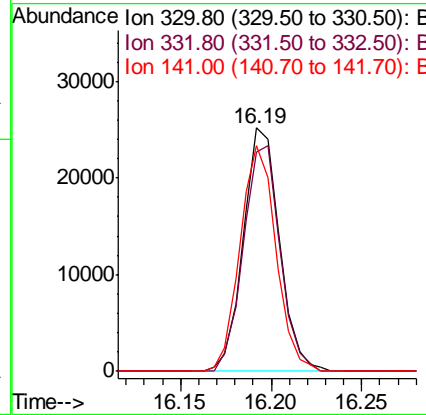
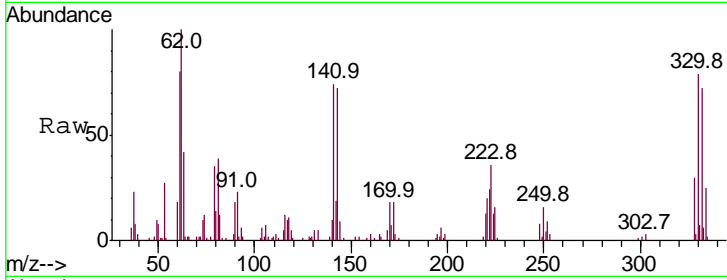




#41
 2,4,6-Tribromophenol
 Concen: 16.955 ng
 RT: 16.19 min Scan# 2194
 Delta R.T. -0.01 min
 Lab File: BM016436.D
 Acq: 17 Aug 2018 13:11

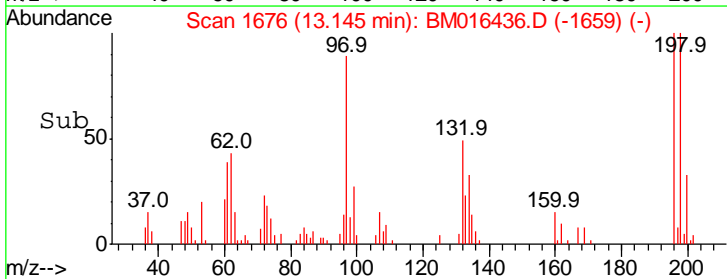
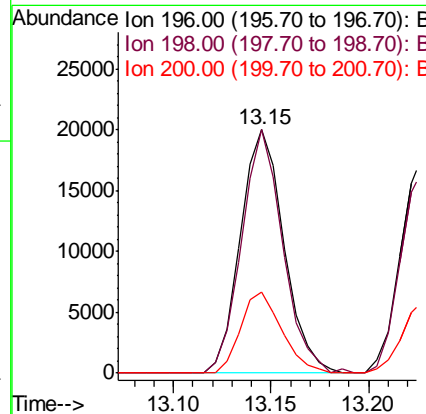
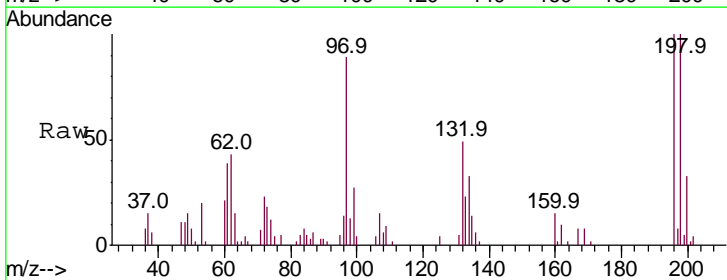
Instrument :
 BNA_M
 ClientSampled :

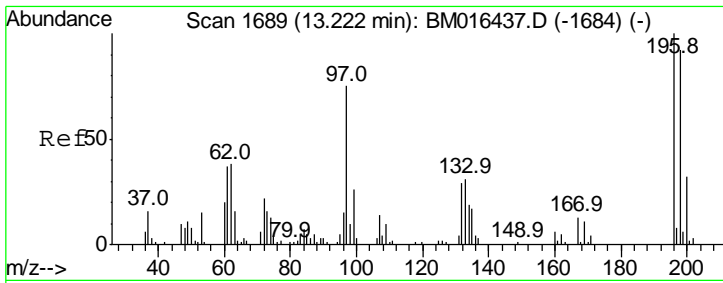
Tgt Ion	Resp	Lower	Upper
330	100		
332	94.1	0.0	0.0#
141	92.1	0.0	0.0#



#42
 2,4,6-Trichlorophenol
 Concen: 27.367 ng
 RT: 13.15 min Scan# 1676
 Delta R.T. 0.00 min
 Lab File: BM016436.D
 Acq: 17 Aug 2018 13:11

Tgt Ion	Resp	Lower	Upper
196	100		
198	99.8	76.3	114.5
200	33.1	25.6	38.4

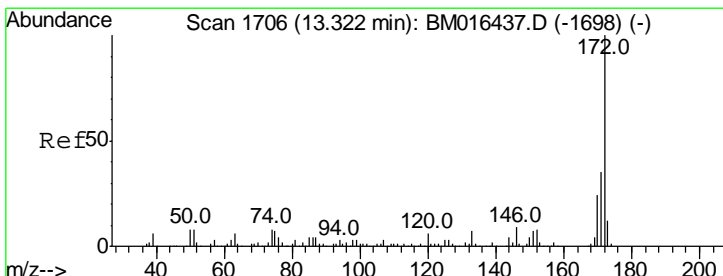
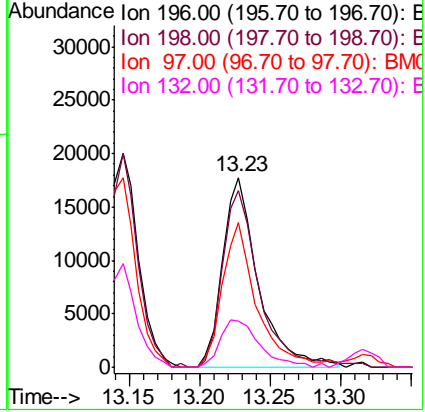
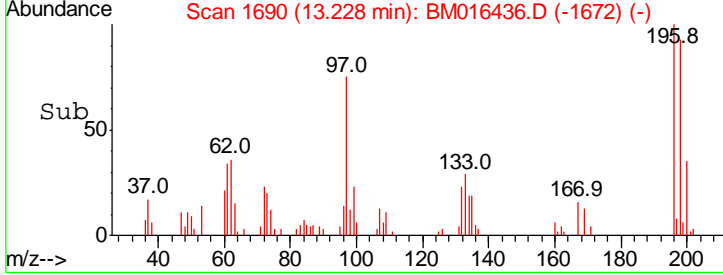
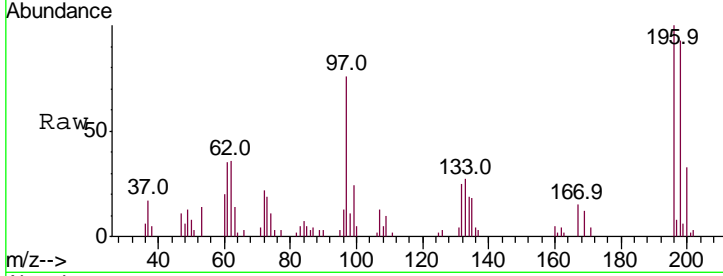




#43
 2,4,5-Trichlorophenol
 Concen: 27.058 ng
 RT: 13.23 min Scan# 1690
 Delta R.T. 0.01 min
 Lab File: BM016436.D
 Acq: 17 Aug 2018 13:11

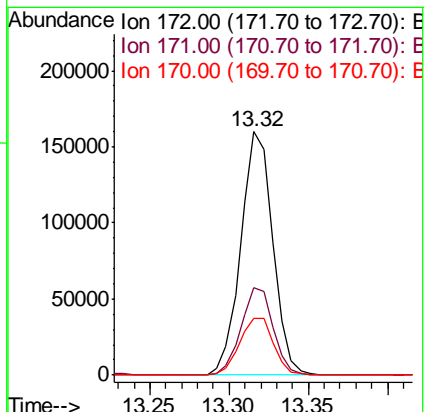
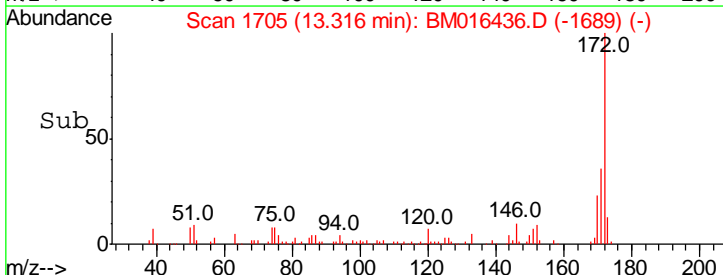
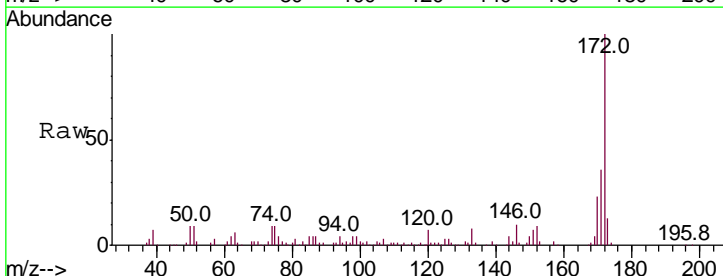
Instrument :
 BNA_M
 ClientSampled :

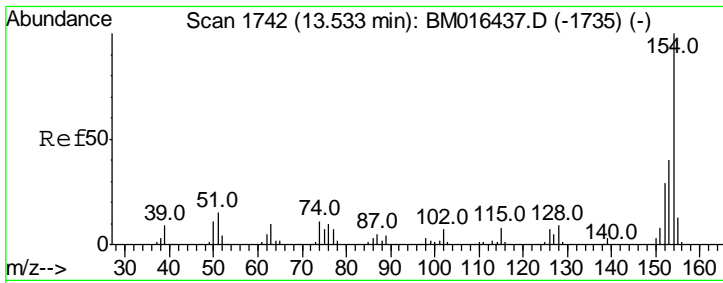
Tgt Ion	Resp	Lower	Upper
196	100		
198	93.3	79.4	119.0
97	76.0	26.8	40.2#
132	24.6	18.6	28.0



#44
 2-Fluorobiphenyl
 Concen: 27.058 ng
 RT: 13.32 min Scan# 1705
 Delta R.T. -0.01 min
 Lab File: BM016436.D
 Acq: 17 Aug 2018 13:11

Tgt Ion	Resp	Lower	Upper
172	100		
171	36.0	28.5	42.7
170	23.3	18.8	28.2

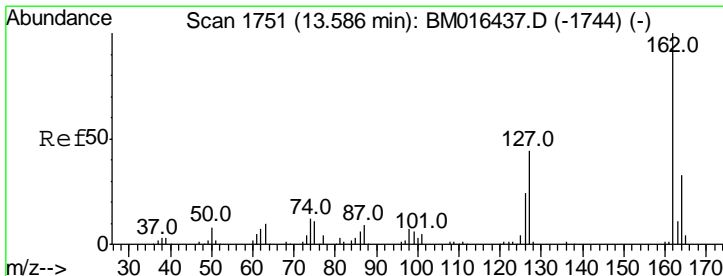
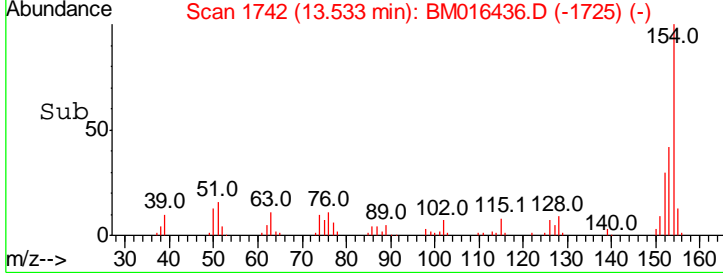
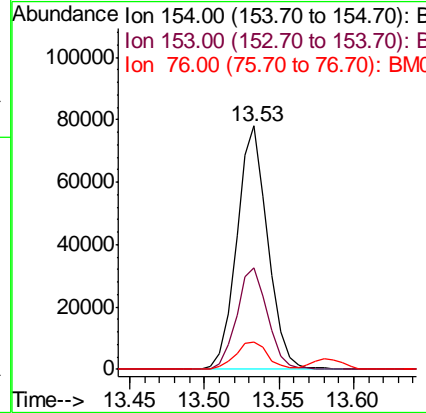
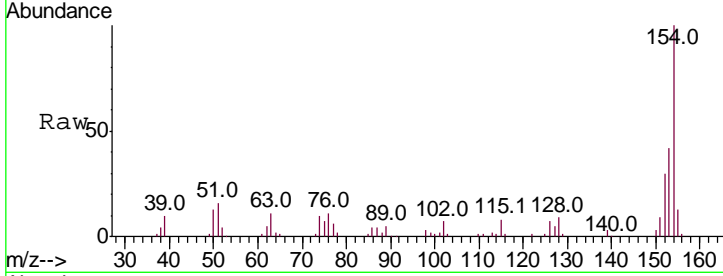




#45
 1,1'-Biphenyl
 Concen: 23.556 ng
 RT: 13.53 min Scan# 1742
 Delta R.T. 0.00 min
 Lab File: BM016436.D
 Acq: 17 Aug 2018 13:11

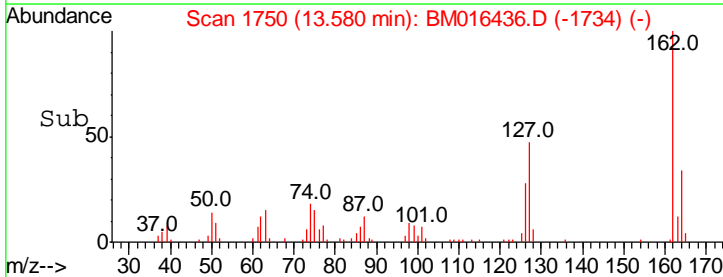
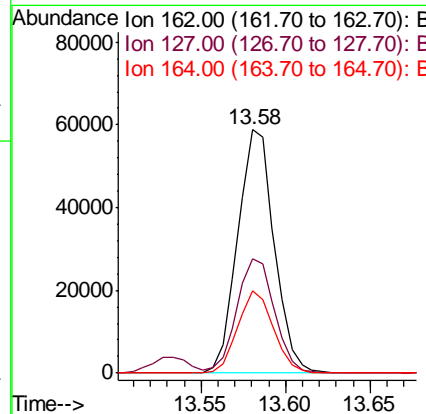
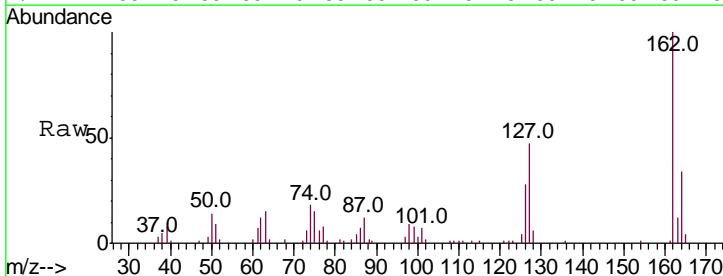
Instrument :
 BNA_M
 ClientSampled :

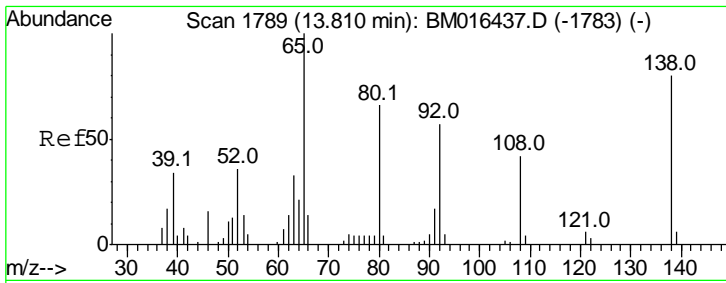
Tgt Ion	Resp	Lower	Upper
154	100		
153	41.5	20.7	60.7
76	11.3	0.0	30.9



#46
 2-Chloronaphthalene
 Concen: 23.876 ng
 RT: 13.58 min Scan# 1750
 Delta R.T. -0.01 min
 Lab File: BM016436.D
 Acq: 17 Aug 2018 13:11

Tgt Ion	Resp	Lower	Upper
162	100		
127	46.8	26.9	40.3#
164	33.7	26.8	40.2

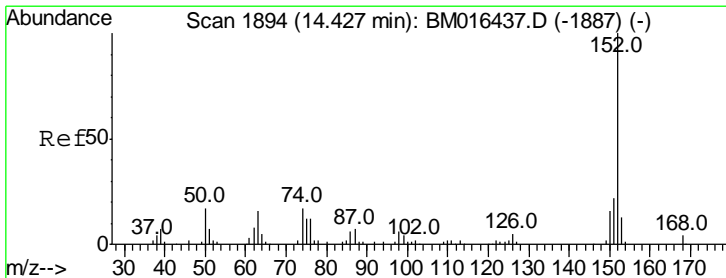
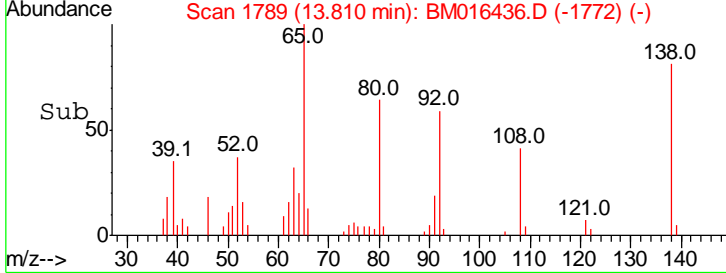
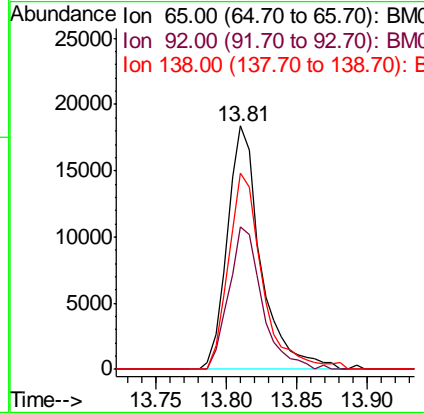
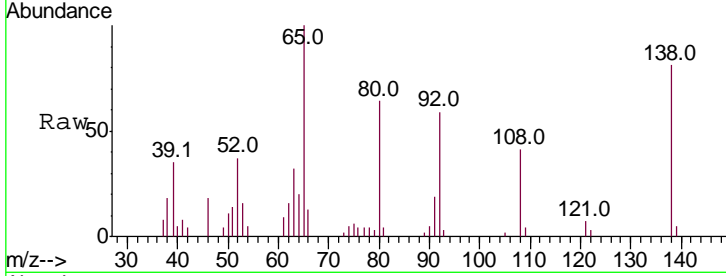




#47
 2-Nitroaniline
 Concen: 24.903 ng
 RT: 13.81 min Scan# 1789
 Delta R.T. 0.00 min
 Lab File: BM016436.D
 Acq: 17 Aug 2018 13:11

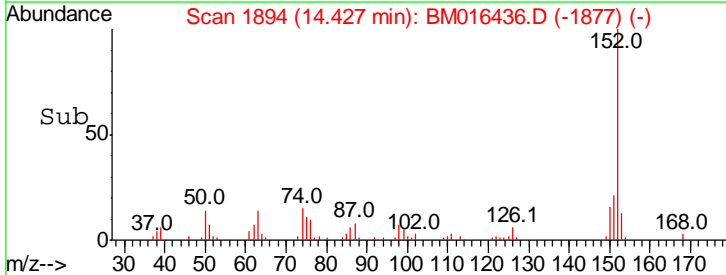
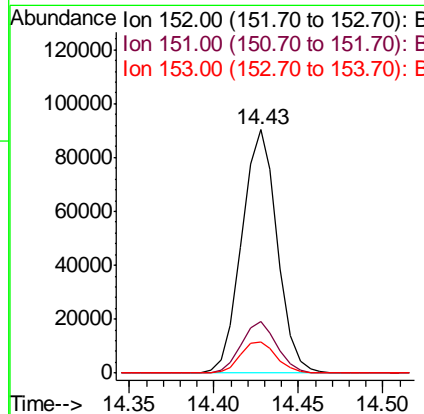
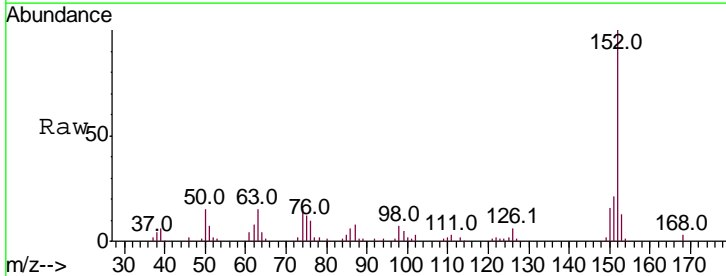
Instrument :
 BNA_M
 ClientSampled :

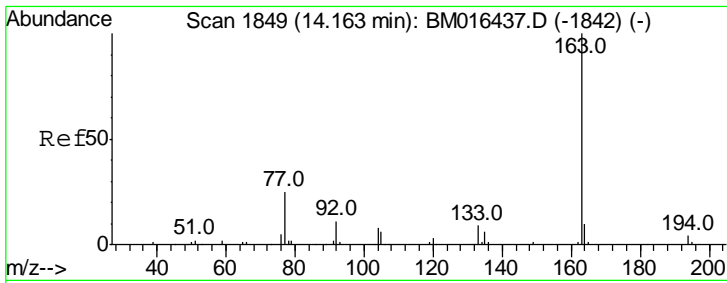
Tgt Ion	Resp	Lower	Upper
65	100		
92	58.7	59.1	88.7#
138	80.8	93.9	140.9#



#48
 Acenaphthylene
 Concen: 24.202 ng
 RT: 14.43 min Scan# 1894
 Delta R.T. 0.00 min
 Lab File: BM016436.D
 Acq: 17 Aug 2018 13:11

Tgt Ion	Resp	Lower	Upper
152	100		
151	21.1	15.9	23.9
153	13.1	10.6	16.0



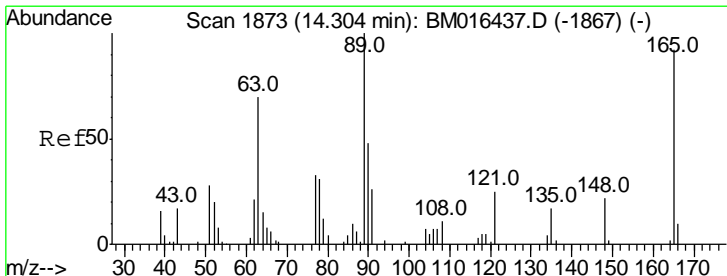
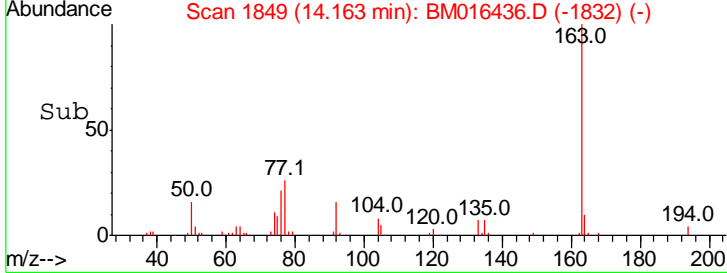
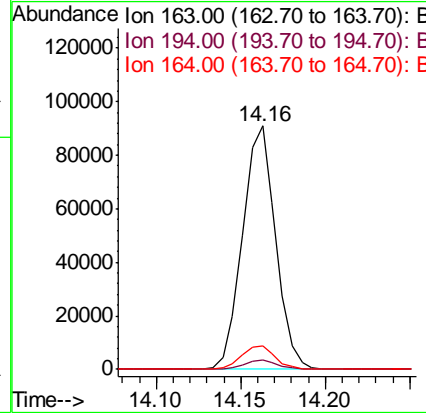
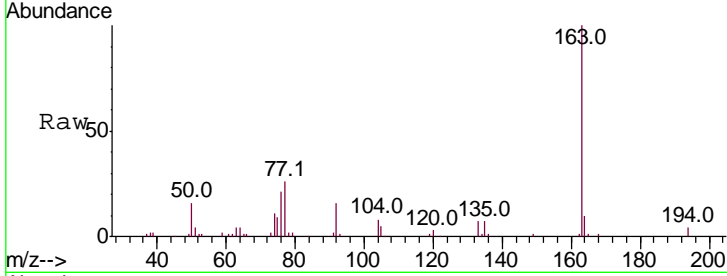


#49
 Dimethylphthalate
 Concen: 26.723 ng
 RT: 14.16 min Scan# 1849
 Delta R.T. 0.00 min
 Lab File: BM016436.D
 Acq: 17 Aug 2018 13:11

Instrument :
 BNA_M
 ClientSampled :

Tgt Ion:163 Resp: 123510

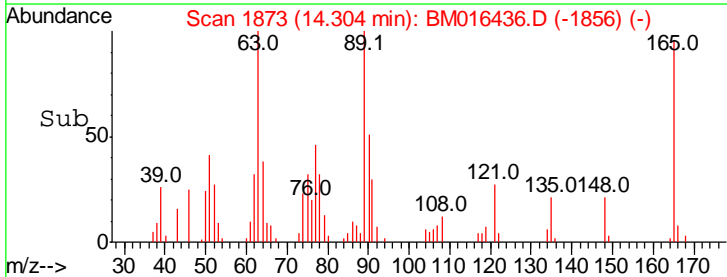
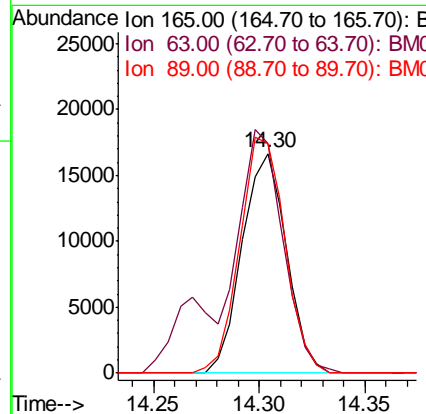
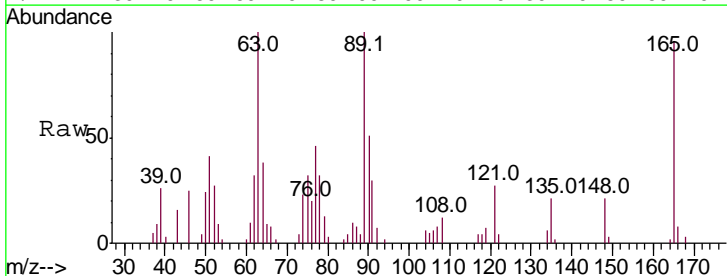
Ion	Ratio	Lower	Upper
163	100		
194	4.1	2.7	4.1
164	9.6	8.2	12.2

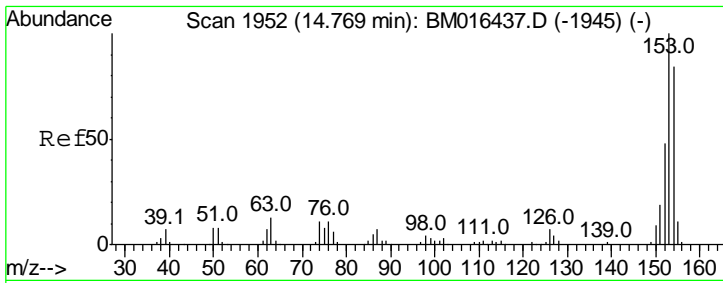


#50
 2,6-Dinitrotoluene
 Concen: 26.093 ng
 RT: 14.30 min Scan# 1873
 Delta R.T. 0.00 min
 Lab File: BM016436.D
 Acq: 17 Aug 2018 13:11

Tgt Ion:165 Resp: 24265

Ion	Ratio	Lower	Upper
165	100		
63	104.4	44.1	66.1#
89	104.6	44.3	66.5#

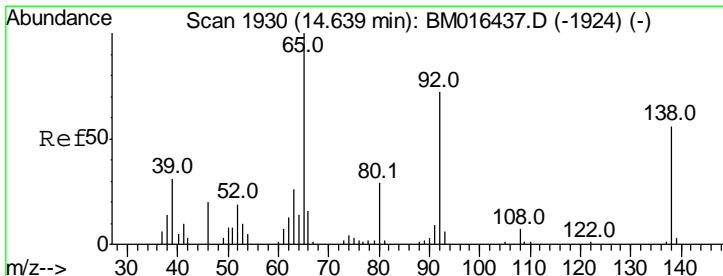
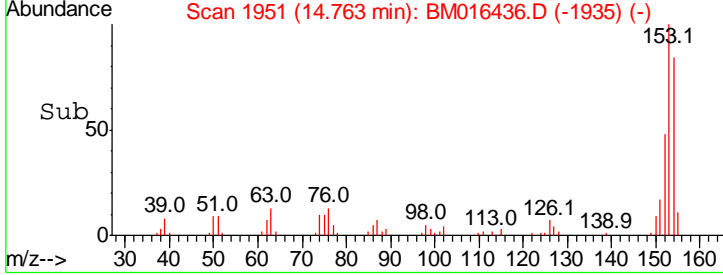
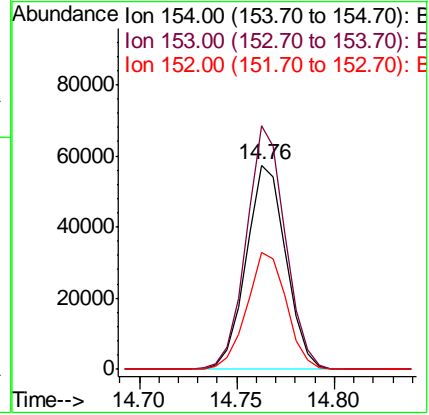
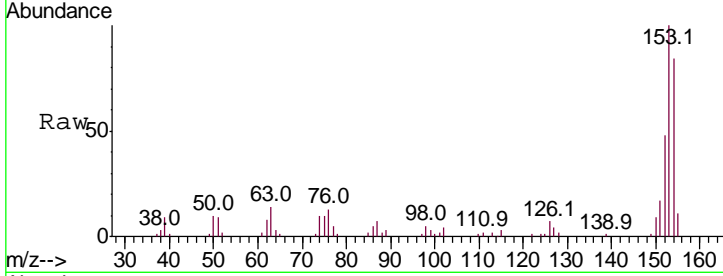




#51
 Acenaphthene
 Concen: 24.147 ng
 RT: 14.76 min Scan# 1951
 Delta R.T. -0.01 min
 Lab File: BM016436.D
 Acq: 17 Aug 2018 13:11

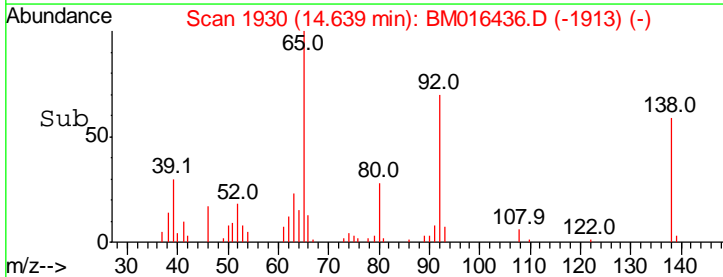
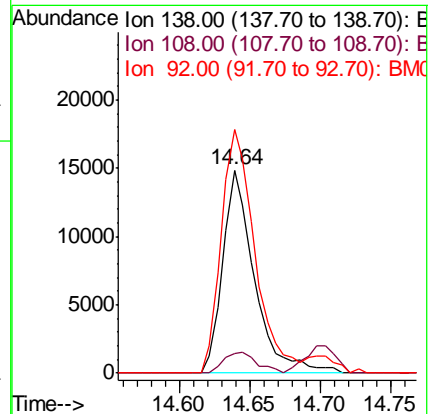
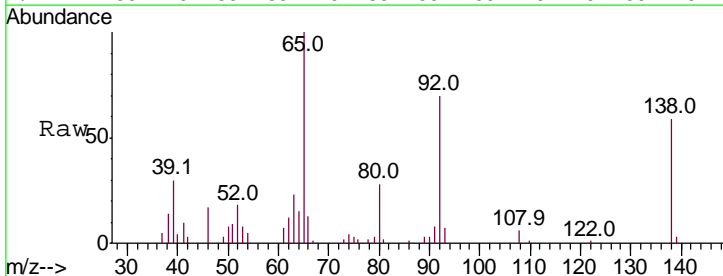
Instrument :
 BNA_M
 ClientSampled :

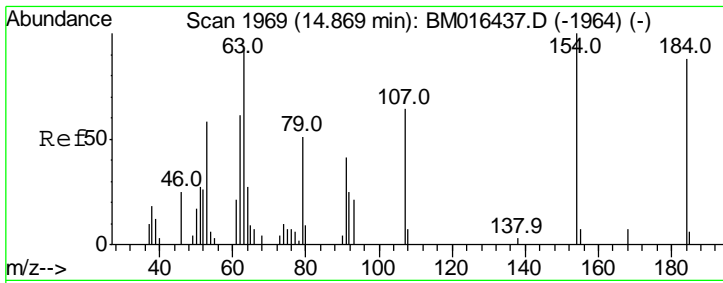
Tgt Ion	Resp	Lower	Upper
154	100		
153	119.1	90.0	135.0
152	56.9	42.6	63.8



#52
 3-Nitroaniline
 Concen: 23.119 ng
 RT: 14.64 min Scan# 1930
 Delta R.T. 0.00 min
 Lab File: BM016436.D
 Acq: 17 Aug 2018 13:11

Tgt Ion	Resp	Lower	Upper
138	100		
108	9.8	7.3	10.9
92	119.8	76.6	114.8#

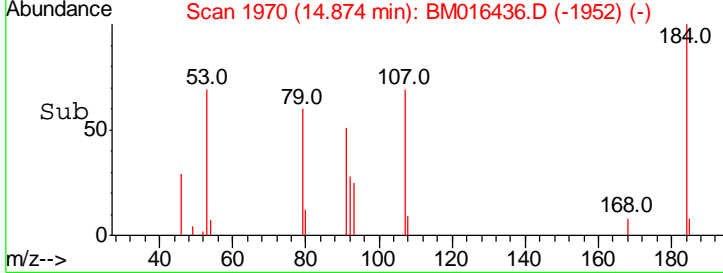
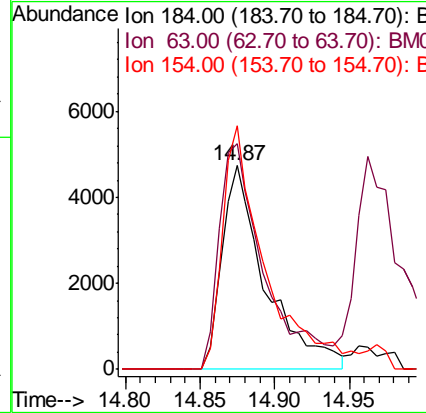
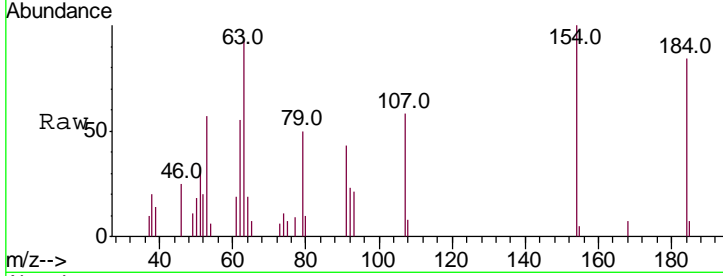




#53
 2,4-Dinitrophenol
 Concen: 27.974 ng
 RT: 14.87 min Scan# 1970
 Delta R.T. 0.01 min
 Lab File: BM016436.D
 Acq: 17 Aug 2018 13:11

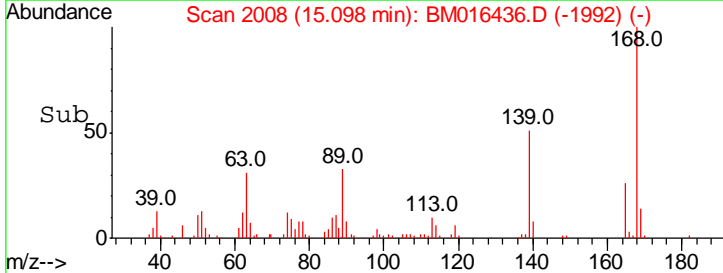
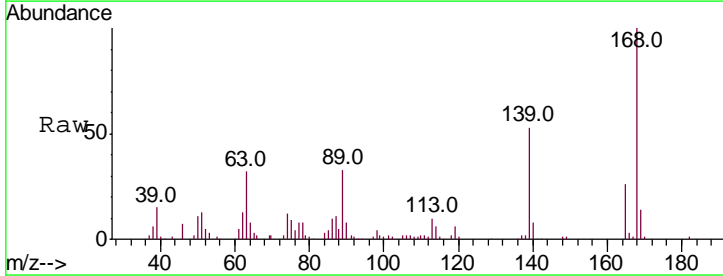
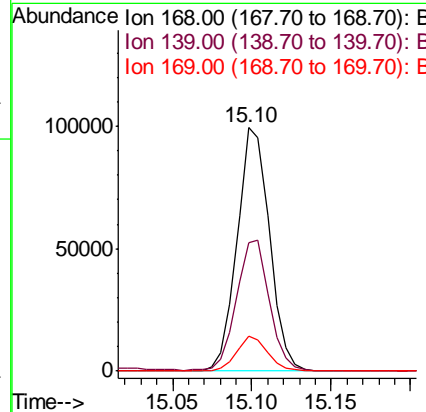
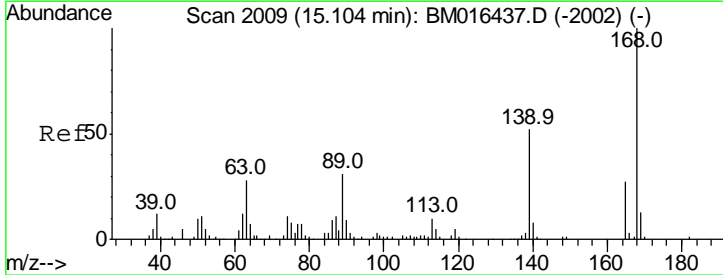
Instrument :
 BNA_M
 ClientSampled :

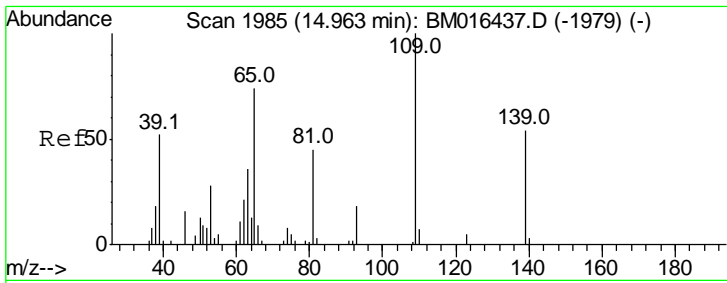
Tgt Ion	Resp	Lower	Upper
184	100		
63	110.7	69.2	103.8#
154	119.5	53.3	79.9#



#54
 Dibenzofuran
 Concen: 25.541 ng
 RT: 15.10 min Scan# 2008
 Delta R.T. -0.01 min
 Lab File: BM016436.D
 Acq: 17 Aug 2018 13:11

Tgt Ion	Resp	Lower	Upper
168	100		
139	52.7	27.3	40.9#
169	14.3	10.6	16.0

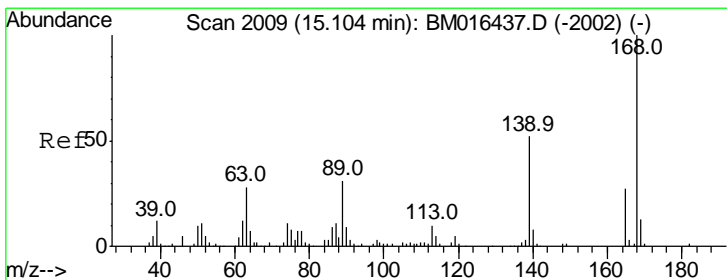
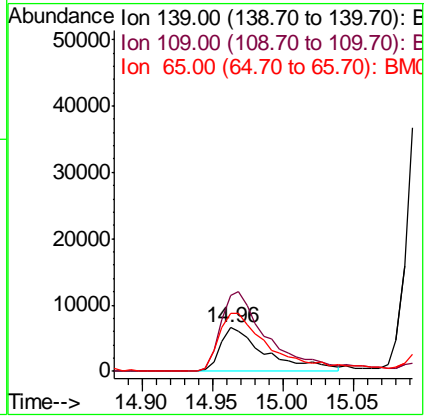
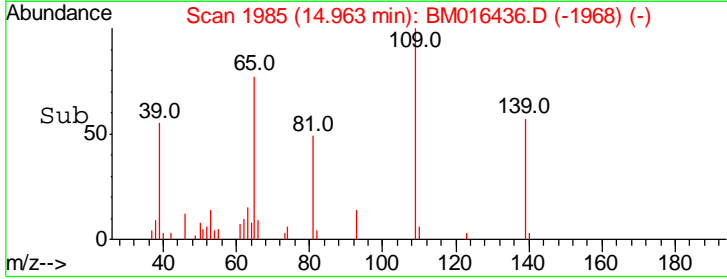
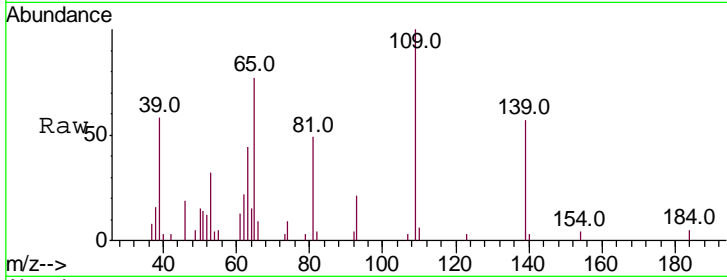




#55
 4-Nitrophenol
 Concen: 20.858 ng
 RT: 14.96 min Scan# 1985
 Delta R.T. 0.00 min
 Lab File: BM016436.D
 Acq: 17 Aug 2018 13:11

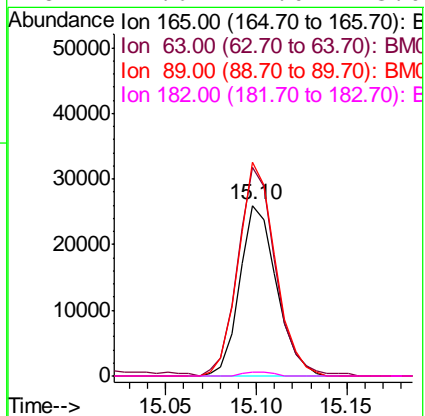
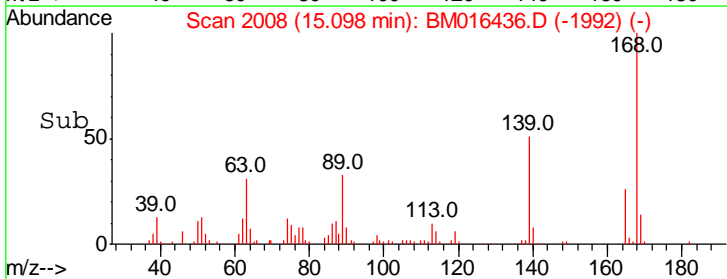
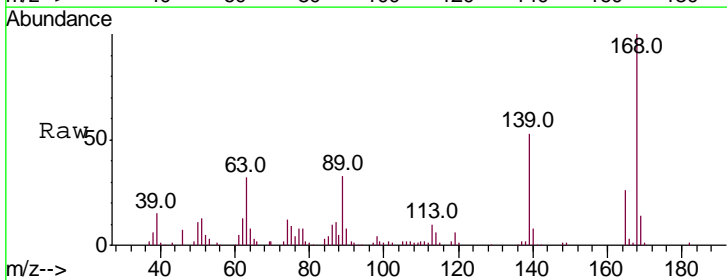
Instrument :
 BNA_M
 ClientSampled :

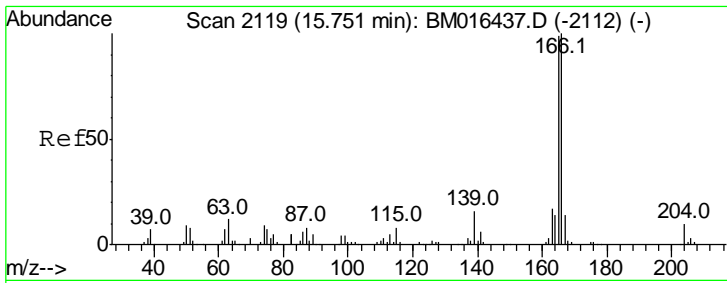
Tgt Ion	Resp	Lower	Upper
139	100		
109	173.9	130.0	170.0#
65	134.5	130.0	170.0



#56
 2,4-Dinitrotoluene
 Concen: 27.537 ng
 RT: 15.10 min Scan# 2008
 Delta R.T. -0.01 min
 Lab File: BM016436.D
 Acq: 17 Aug 2018 13:11

Tgt Ion	Resp	Lower	Upper
165	100		
63	122.7	52.4	78.6#
89	125.4	72.4	108.6#
182	2.6	2.0	3.0

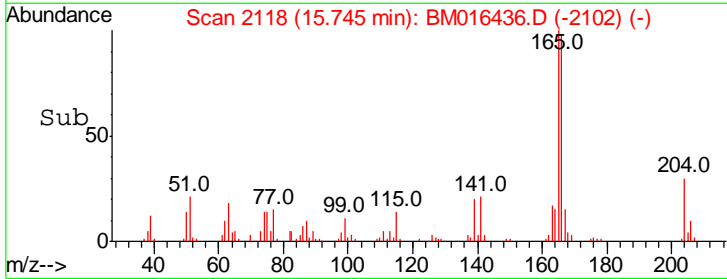
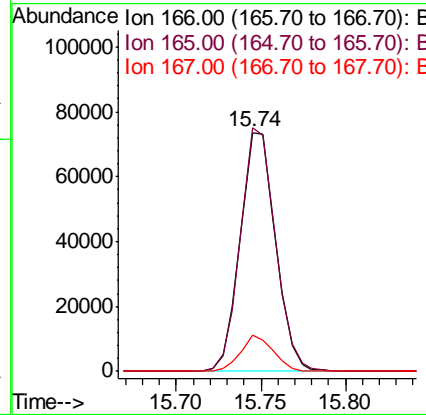
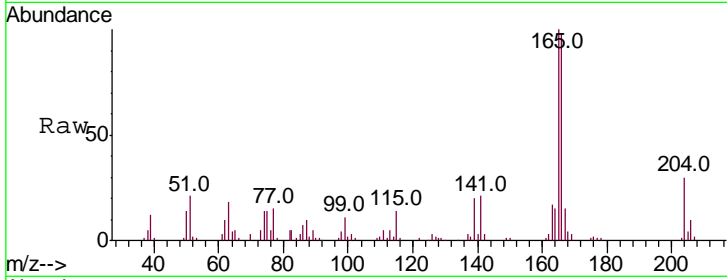




#57
 Fluorene
 Concen: 26.260 ng
 RT: 15.74 min Scan# 2118
 Delta R.T. -0.01 min
 Lab File: BM016436.D
 Acq: 17 Aug 2018 13:11

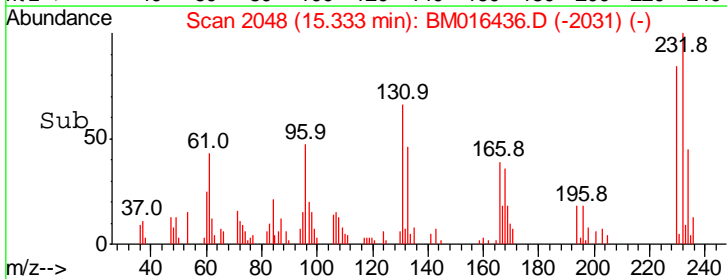
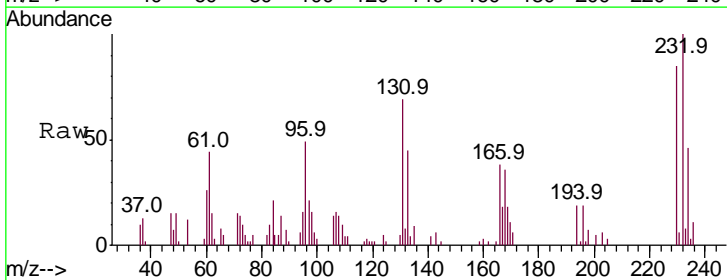
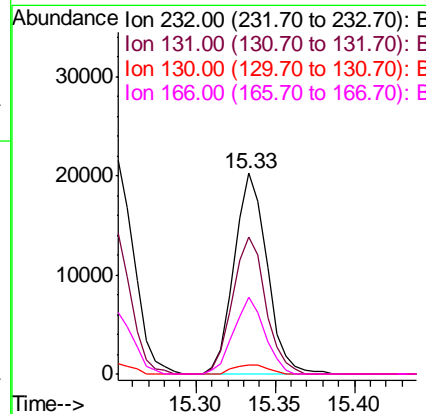
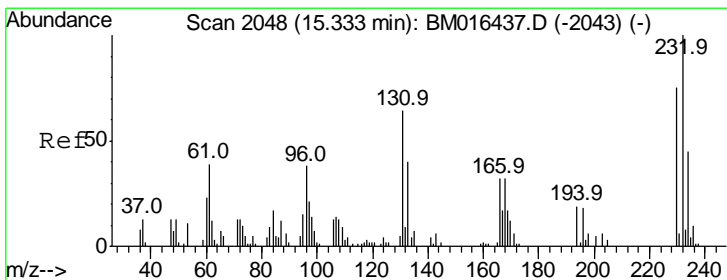
Instrument :
 BNA_M
 ClientSampled :

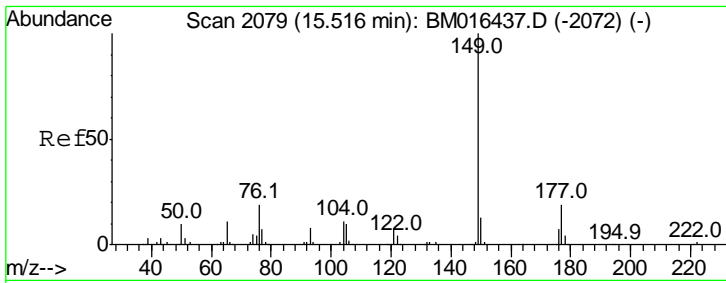
Tgt Ion	Resp	Lower	Upper
166	107326		
165	102.1	79.0	118.4
167	15.1	10.3	15.5



#58
 2,3,4,6-Tetrachlorophenol
 Concen: 29.288 ng
 RT: 15.33 min Scan# 2048
 Delta R.T. 0.00 min
 Lab File: BM016436.D
 Acq: 17 Aug 2018 13:11

Tgt Ion	Resp	Lower	Upper
232	29211		
231	67.9	0.0	0.0#
130	4.7	0.0	0.0#
166	35.9	0.0	0.0#

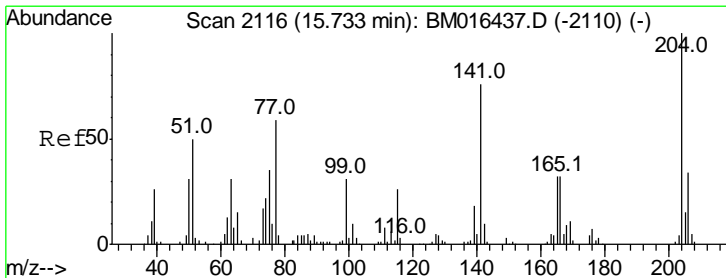
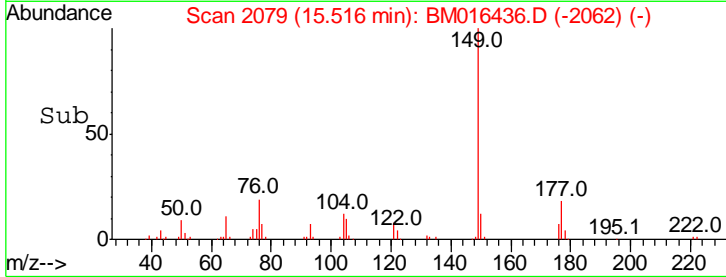
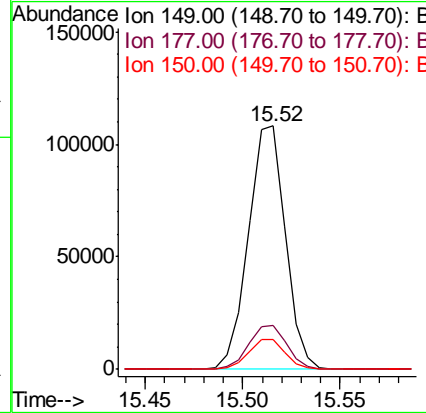
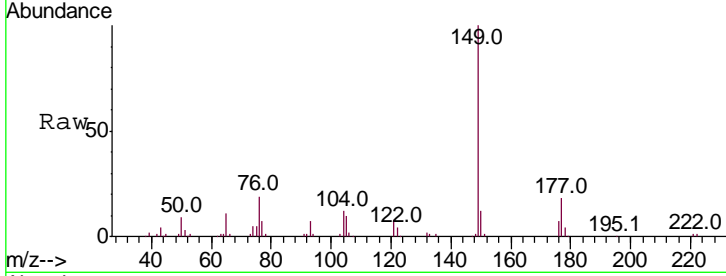




#59
 Diethylphthalate
 Concen: 28.516 ng
 RT: 15.52 min Scan# 2079
 Delta R.T. 0.00 min
 Lab File: BM016436.D
 Acq: 17 Aug 2018 13:11

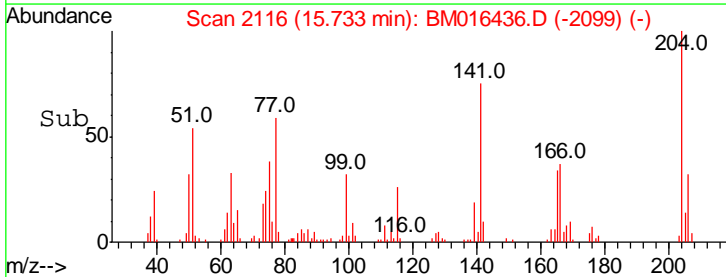
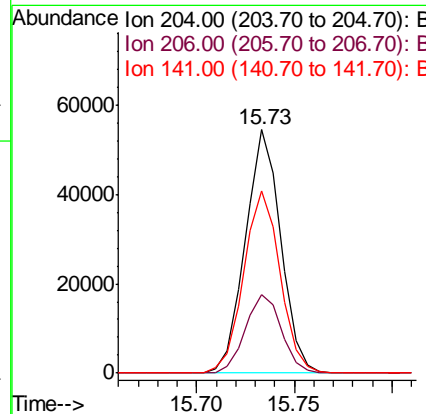
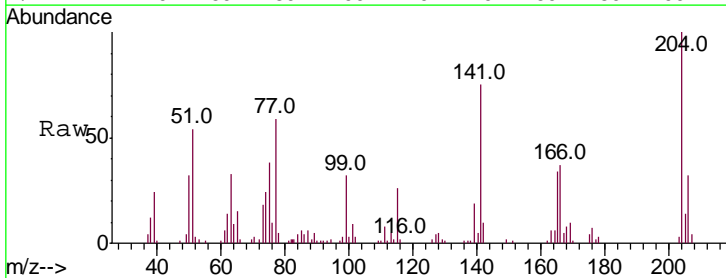
Instrument :
 BNA_M
 ClientSampled :

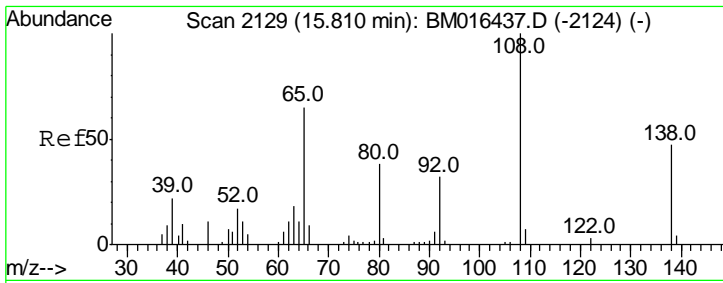
Tgt Ion	Resp	Lower	Upper
149	100		
177	18.2	18.3	27.5#
150	12.2	9.8	14.8



#60
 4-Chlorophenyl-phenylether
 Concen: 30.196 ng
 RT: 15.73 min Scan# 2116
 Delta R.T. 0.00 min
 Lab File: BM016436.D
 Acq: 17 Aug 2018 13:11

Tgt Ion	Resp	Lower	Upper
204	100		
206	32.2	26.6	39.8
141	74.9	45.2	67.8#

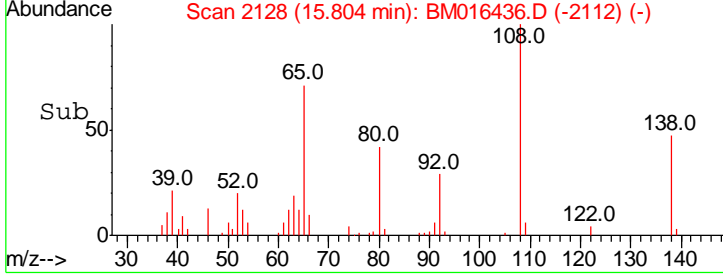
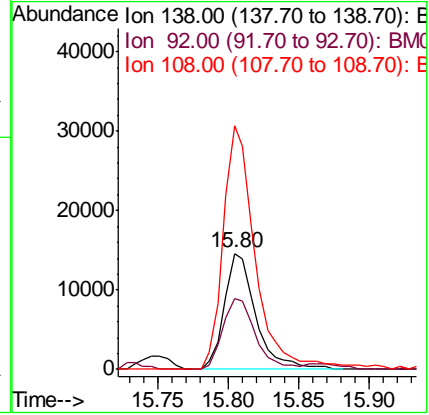
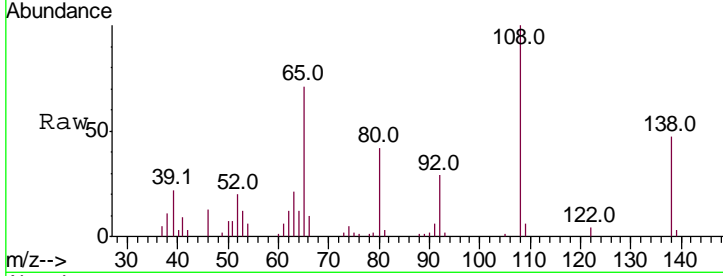




#61
 4-Nitroaniline
 Concen: 23.481 ng
 RT: 15.80 min Scan# 2128
 Delta R.T. -0.01 min
 Lab File: BM016436.D
 Acq: 17 Aug 2018 13:11

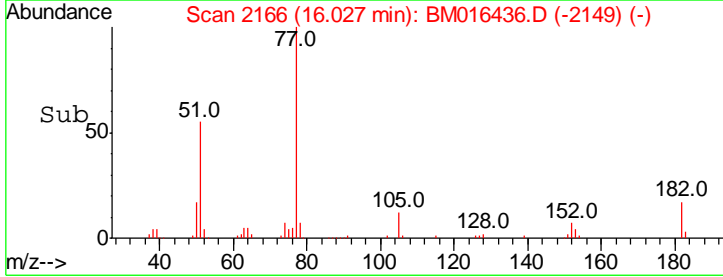
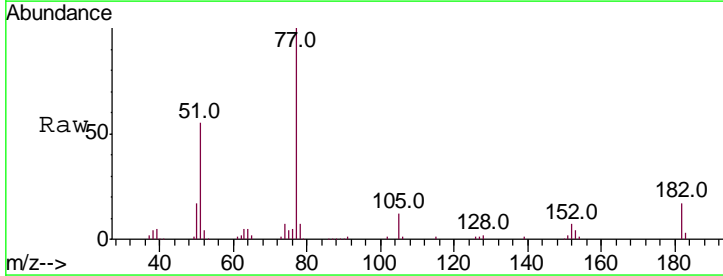
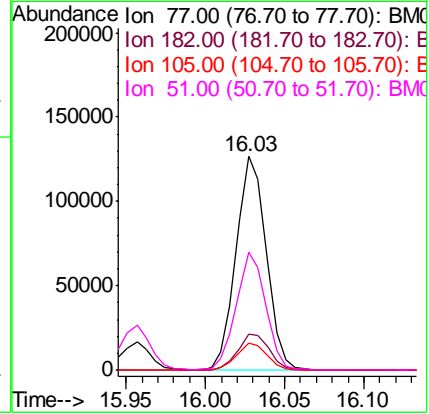
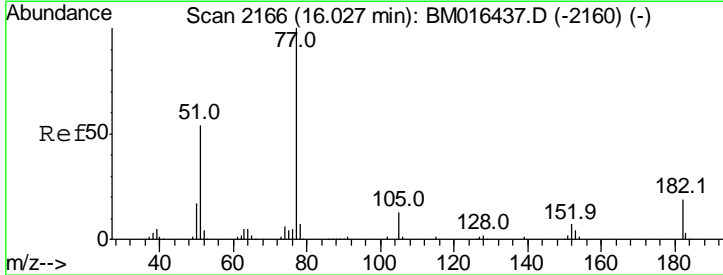
Instrument :
 BNA_M
 ClientSampled :

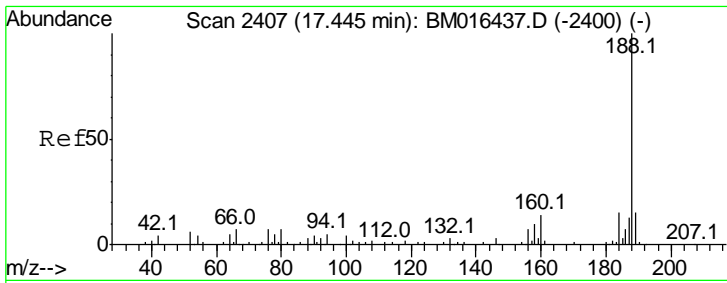
Tgt Ion	Resp	Lower	Upper
138	100		
92	61.5	16.7	56.7#
108	210.6	37.6	77.6#



#62
 Azobenzene
 Concen: 31.956 ng
 RT: 16.03 min Scan# 2166
 Delta R.T. 0.00 min
 Lab File: BM016436.D
 Acq: 17 Aug 2018 13:11

Tgt Ion	Resp	Lower	Upper
77	100		
182	16.9	6.5	46.5
105	12.4	3.8	43.8
51	55.2	5.5	45.5#

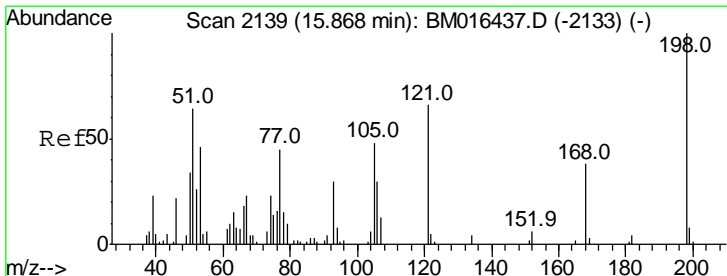
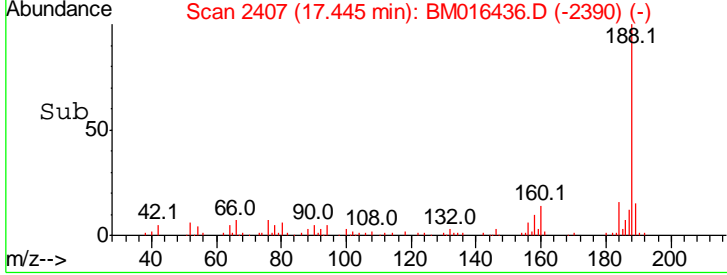
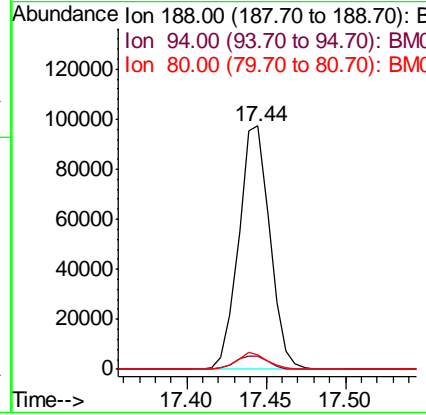
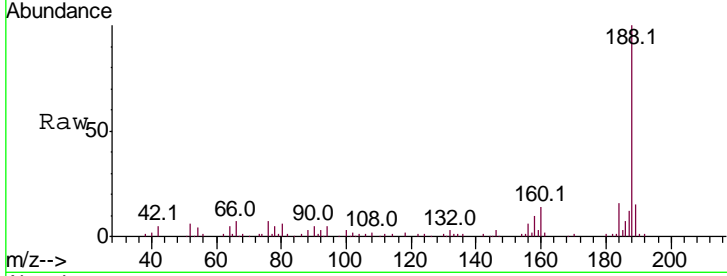




#63
 Phenanthrene-d10
 Concen: 20.000 ng
 RT: 17.44 min Scan# 2407
 Delta R.T. 0.00 min
 Lab File: BM016436.D
 Acq: 17 Aug 2018 13:11

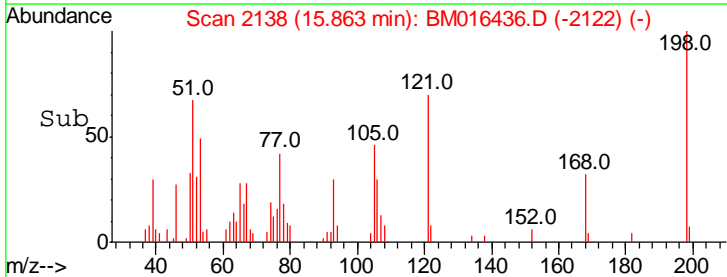
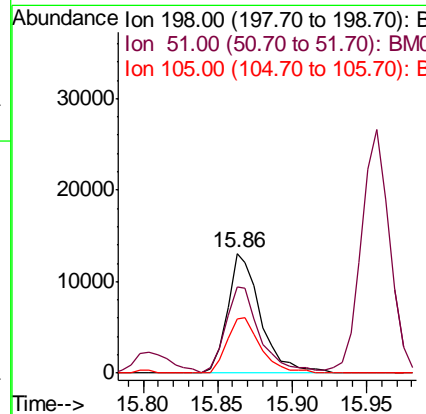
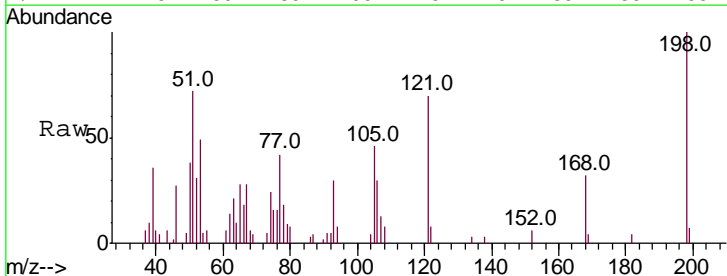
Instrument :
 BNA_M
 ClientSampled :

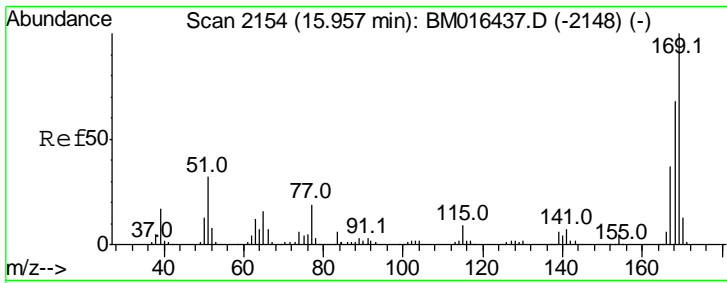
Tgt Ion	Resp	Lower	Upper
188	100		
94	5.3	8.7	13.1#
80	6.1	9.3	13.9#



#64
 4,6-Dinitro-2-methylphenol
 Concen: 25.296 ng
 RT: 15.86 min Scan# 2138
 Delta R.T. -0.01 min
 Lab File: BM016436.D
 Acq: 17 Aug 2018 13:11

Tgt Ion	Resp	Lower	Upper
198	100		
51	72.0	28.8	68.8#
105	45.7	30.5	70.5

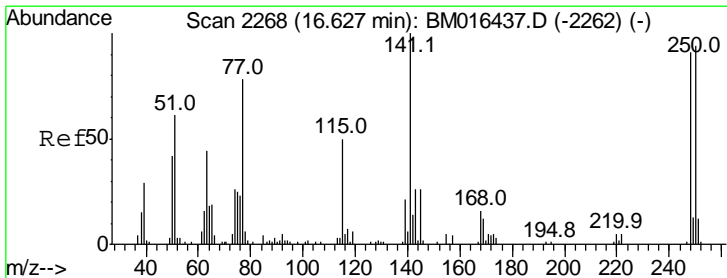
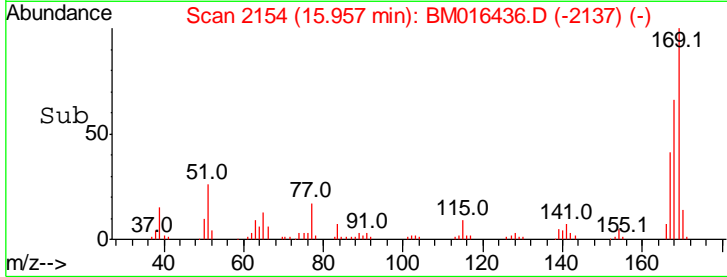
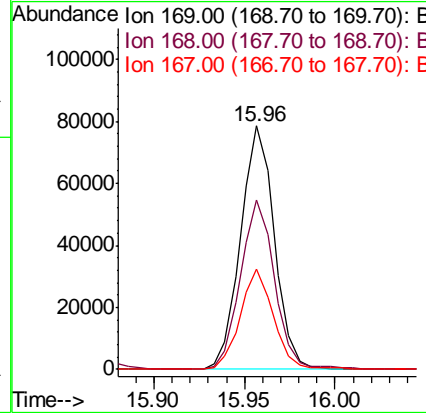
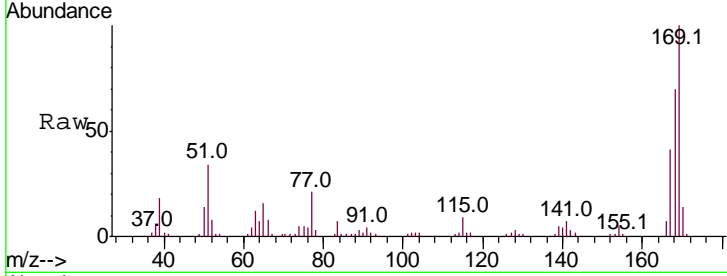




#65
 n-Nitrosodiphenylamine
 Concen: 23.291 ng
 RT: 15.96 min Scan# 2154
 Delta R.T. 0.00 min
 Lab File: BM016436.D
 Acq: 17 Aug 2018 13:11

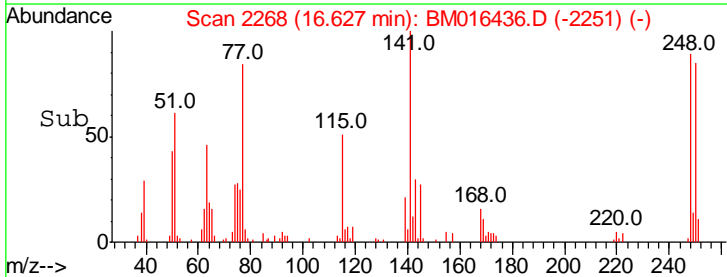
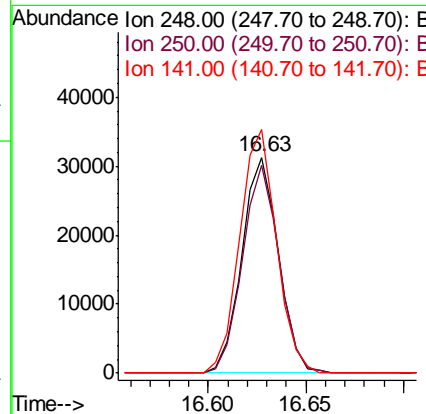
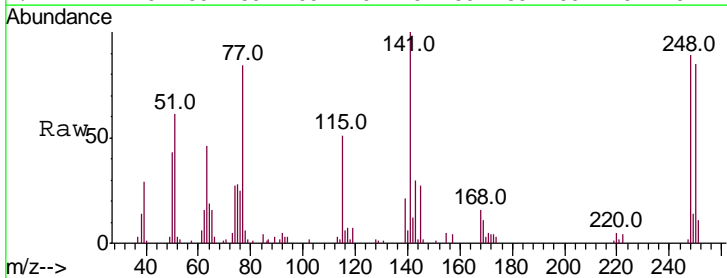
Instrument :
 BNA_M
 ClientSampled :

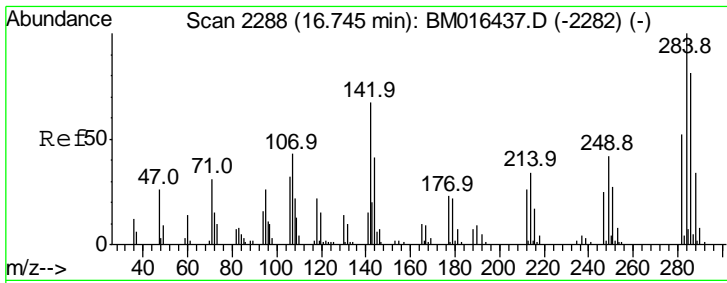
Tgt Ion	Resp	Lower	Upper
169	100		
168	69.7	53.9	80.9
167	41.3	28.9	43.3



#66
 4-Bromophenyl-phenylether
 Concen: 27.160 ng
 RT: 16.63 min Scan# 2268
 Delta R.T. 0.00 min
 Lab File: BM016436.D
 Acq: 17 Aug 2018 13:11

Tgt Ion	Resp	Lower	Upper
248	100		
250	96.1	77.4	116.0
141	113.0	45.2	67.8#

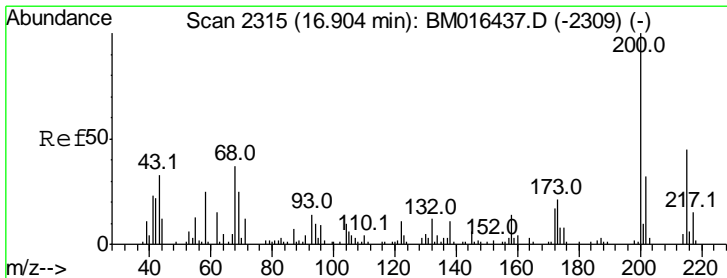
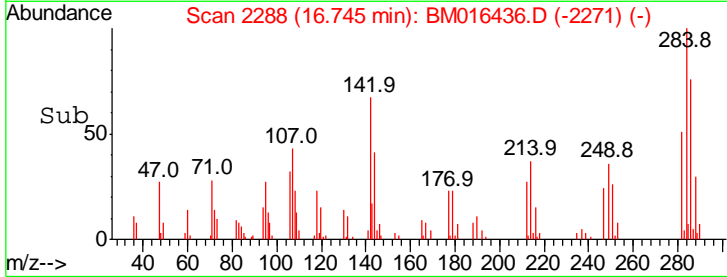
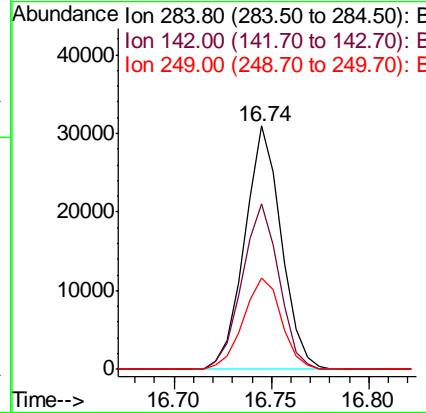
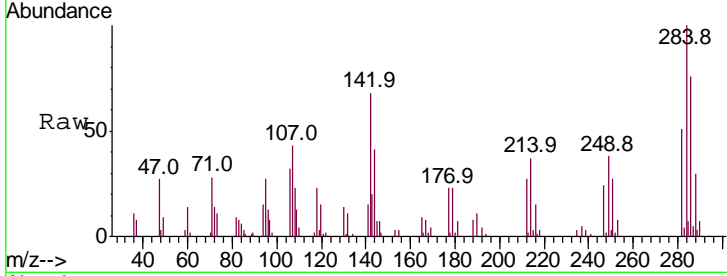




#67
 Hexachlorobenzene
 Concen: 24.404 ng
 RT: 16.74 min Scan# 2288
 Delta R.T. 0.00 min
 Lab File: BM016436.D
 Acq: 17 Aug 2018 13:11

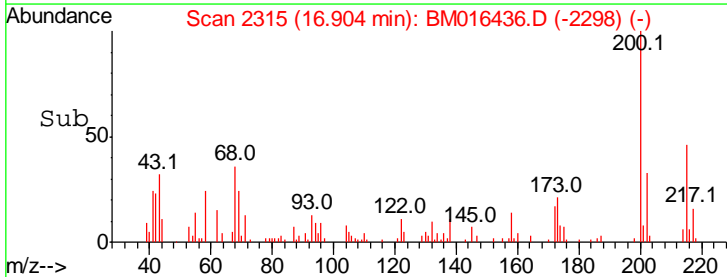
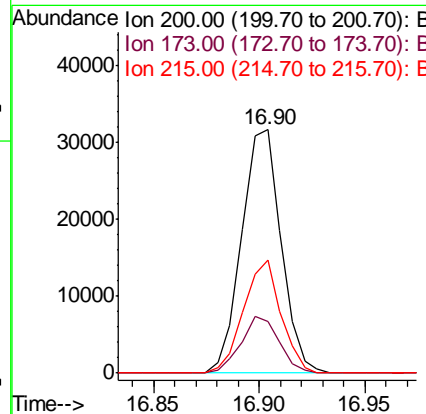
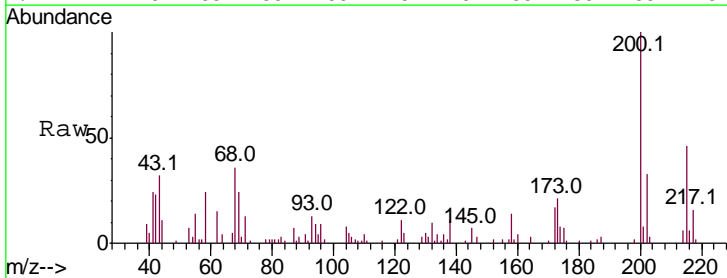
Instrument :
 BNA_M
 ClientSampled :

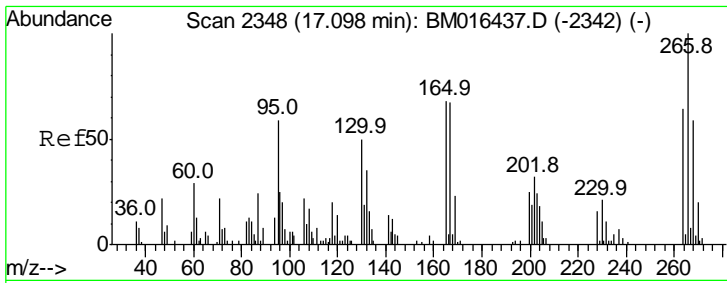
Tgt Ion	Resp	Lower	Upper
284	100		
142	68.2	20.4	30.6#
249	37.7	23.8	35.6#



#68
 Atrazine
 Concen: 26.374 ng
 RT: 16.90 min Scan# 2315
 Delta R.T. 0.00 min
 Lab File: BM016436.D
 Acq: 17 Aug 2018 13:11

Tgt Ion	Resp	Lower	Upper
200	100		
173	21.0	4.8	44.8
215	46.4	26.9	66.9

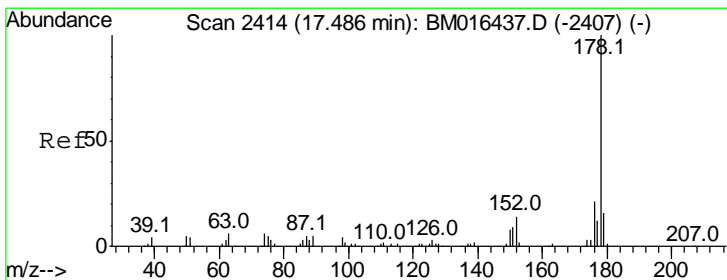
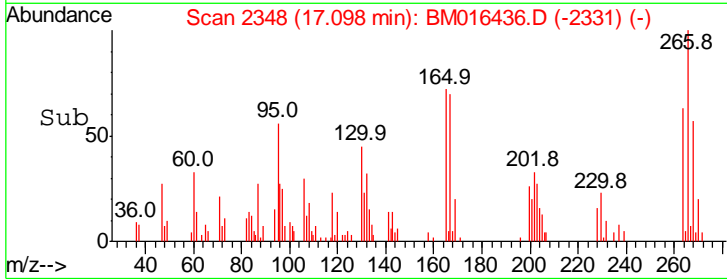
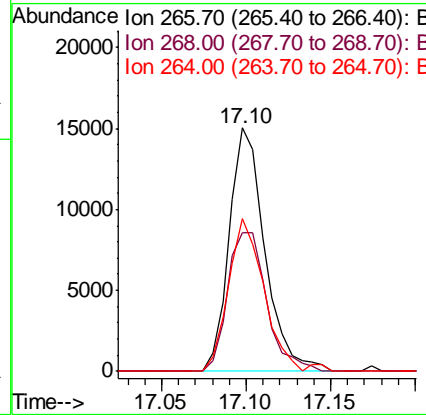
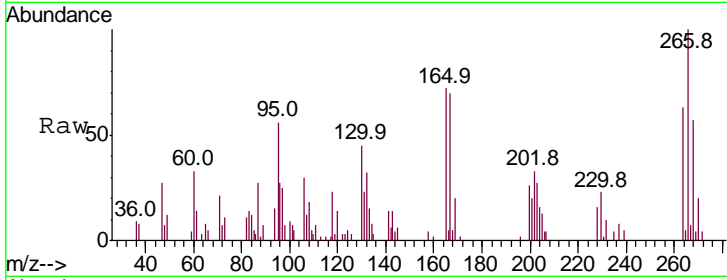




#69
 Pentachlorophenol
 Concen: 21.663 ng
 RT: 17.10 min Scan# 2348
 Delta R.T. 0.00 min
 Lab File: BM016436.D
 Acq: 17 Aug 2018 13:11

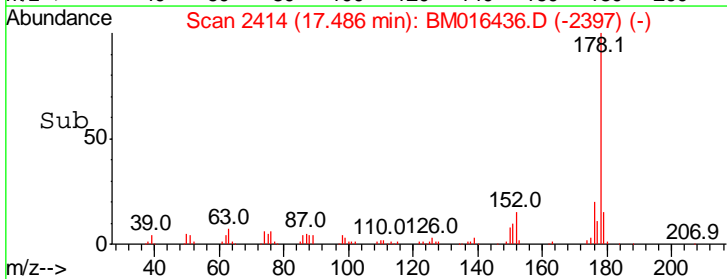
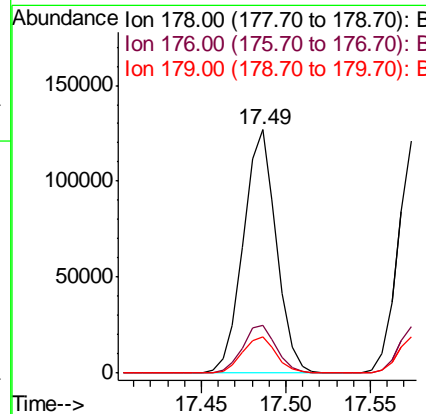
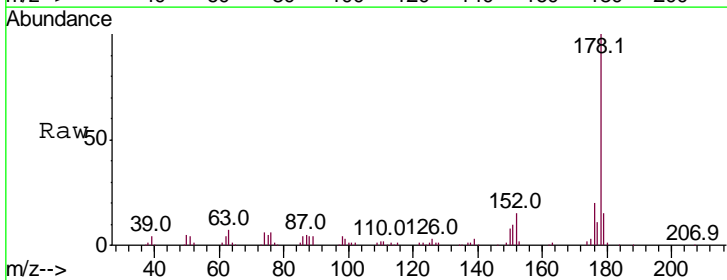
Instrument :
 BNA_M
 ClientSampled :

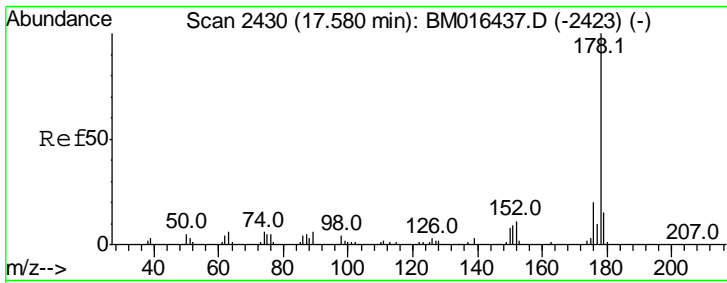
Tgt Ion	Resp	Lower	Upper
266	100		
268	57.1	52.0	78.0
264	62.6	49.0	73.4



#70
 Phenanthrene
 Concen: 23.333 ng
 RT: 17.49 min Scan# 2414
 Delta R.T. 0.00 min
 Lab File: BM016436.D
 Acq: 17 Aug 2018 13:11

Tgt Ion	Resp	Lower	Upper
178	100		
176	19.6	15.2	22.8
179	14.7	12.1	18.1

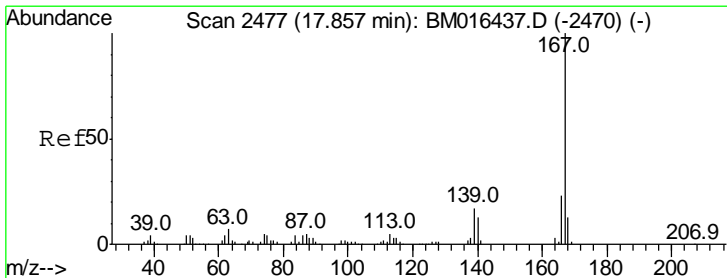
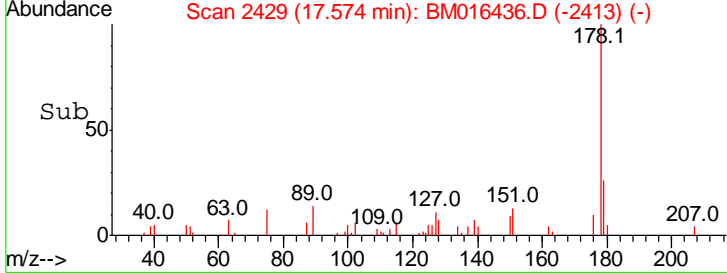
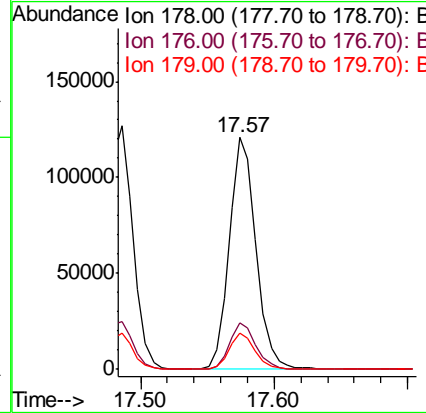
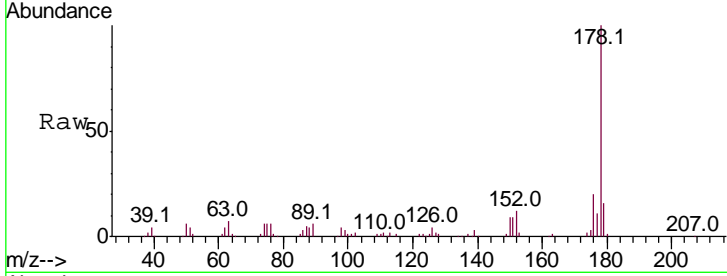




#71
 Anthracene
 Concen: 23.660 ng
 RT: 17.57 min Scan# 2429
 Delta R.T. -0.01 min
 Lab File: BM016436.D
 Acq: 17 Aug 2018 13:11

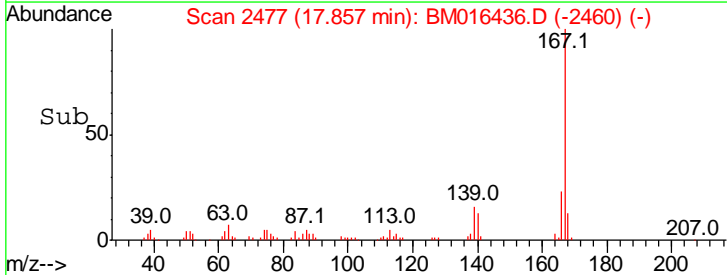
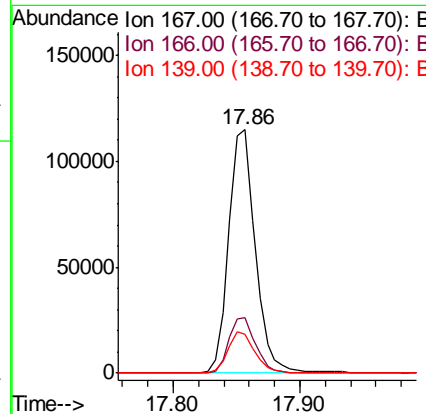
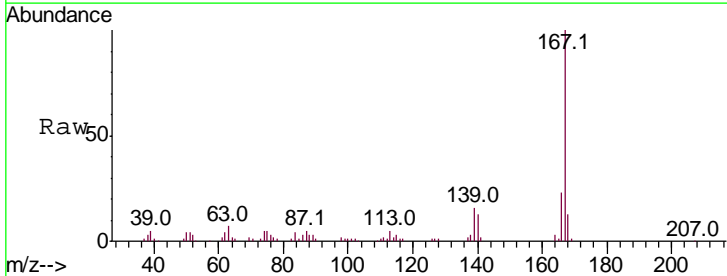
Instrument :
 BNA_M
 ClientSampled :

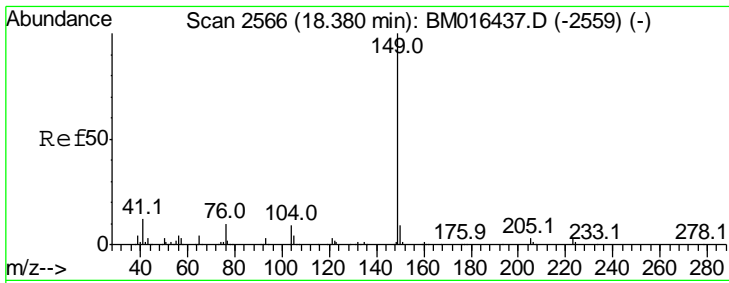
Tgt Ion	Resp	Lower	Upper
178	100		
176	20.2	14.6	22.0
179	15.8	12.6	19.0



#72
 Carbazole
 Concen: 22.505 ng
 RT: 17.86 min Scan# 2477
 Delta R.T. 0.00 min
 Lab File: BM016436.D
 Acq: 17 Aug 2018 13:11

Tgt Ion	Resp	Lower	Upper
167	100		
166	22.7	17.2	25.8
139	15.8	10.8	16.2

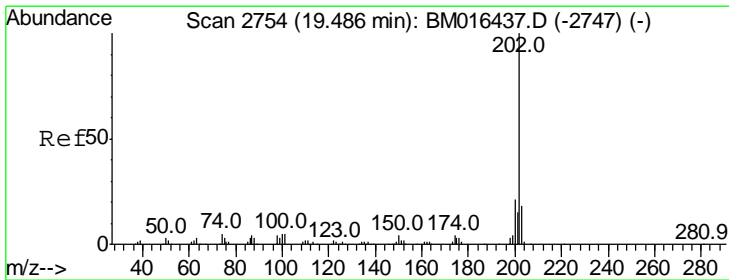
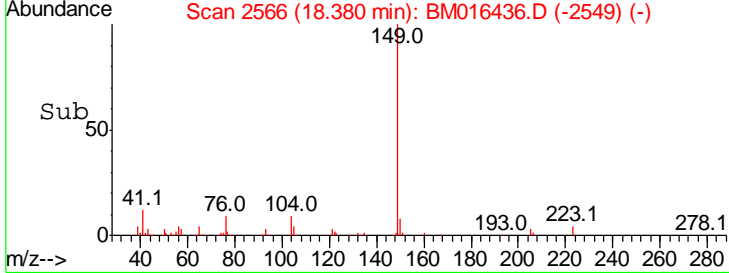
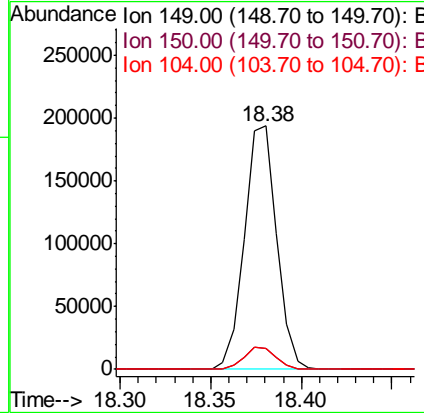
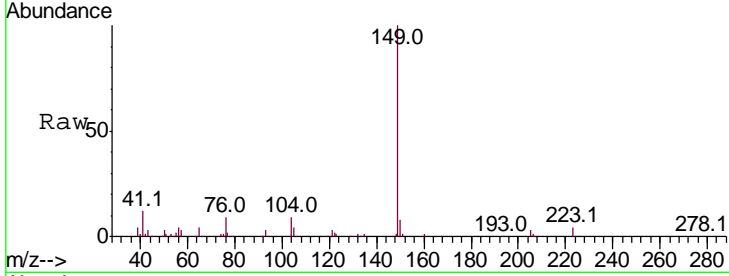




#73
 Di-n-butylphthalate
 Concen: 25.773 ng
 RT: 18.38 min Scan# 2566
 Delta R.T. 0.00 min
 Lab File: BM016436.D
 Acq: 17 Aug 2018 13:11


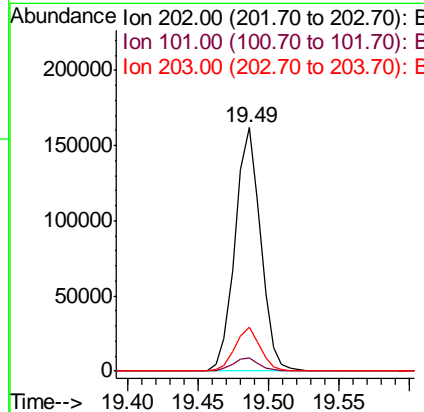

Instrument :
 BNA_M
 ClientSampled :

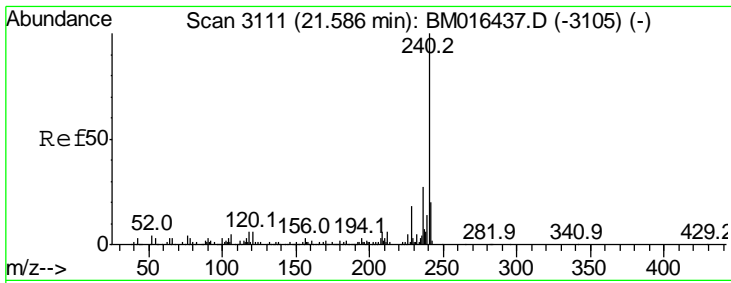
Tgt Ion	Ratio	Lower	Upper
149	100		
150	8.5	7.5	11.3
104	8.7	3.7	5.5#



#74
 Fluoranthene
 Concen: 24.867 ng
 RT: 19.49 min Scan# 2754
 Delta R.T. 0.00 min
 Lab File: BM016436.D
 Acq: 17 Aug 2018 13:11

Tgt Ion	Ratio	Lower	Upper
202	100		
101	5.3	0.0	28.7
203	18.0	0.0	37.2

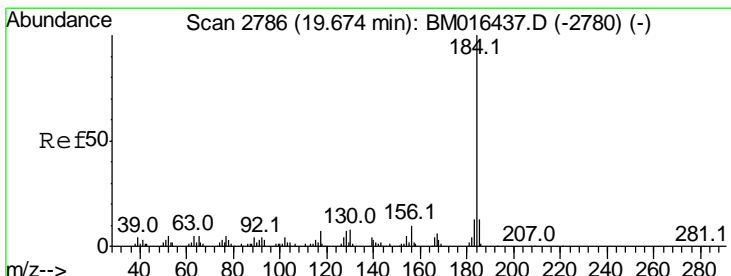
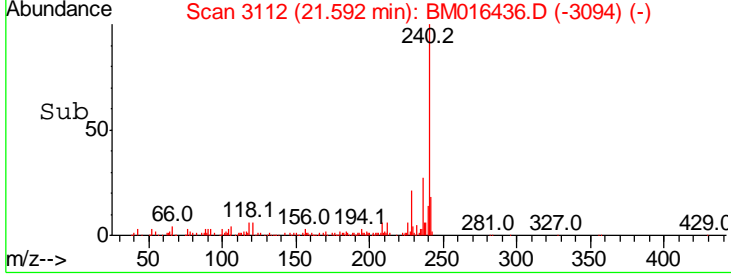
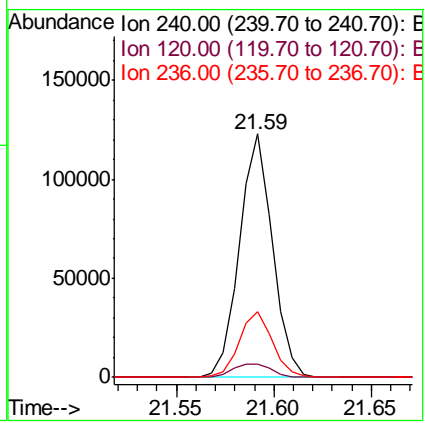
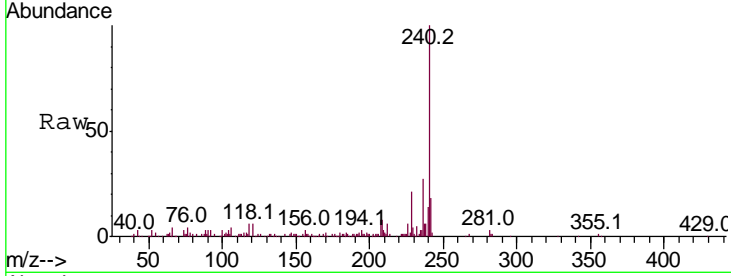




#75
 Chrysene-d12
 Concen: 20.000 ng
 RT: 21.59 min Scan# 3112
 Delta R.T. 0.01 min
 Lab File: BM016436.D
 Acq: 17 Aug 2018 13:11

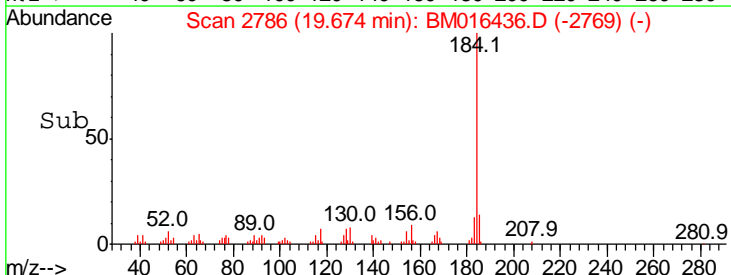
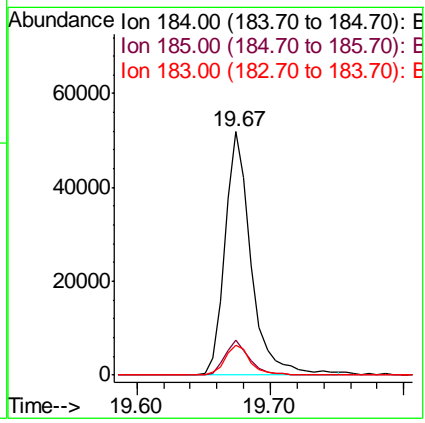
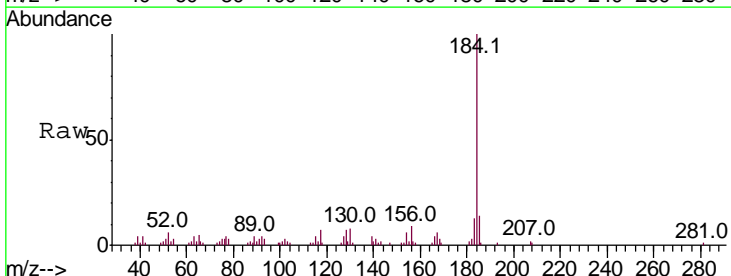
Instrument :
 BNA_M
 ClientSampled :

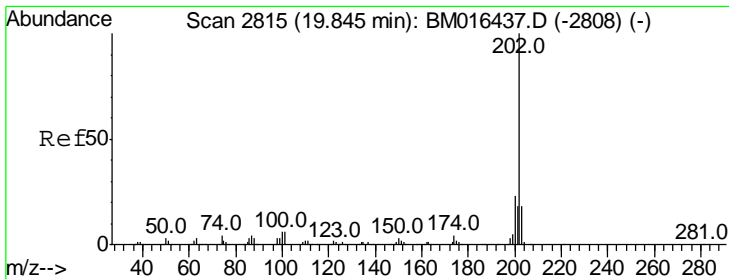
Tgt Ion	Resp	Lower	Upper
240	100		
120	5.5	8.2	12.2#
236	26.9	20.0	30.0



#76
 Benzidine
 Concen: 17.815 ng
 RT: 19.67 min Scan# 2786
 Delta R.T. 0.00 min
 Lab File: BM016436.D
 Acq: 17 Aug 2018 13:11

Tgt Ion	Resp	Lower	Upper
184	100		
185	14.4	11.3	16.9
183	12.5	8.9	13.3

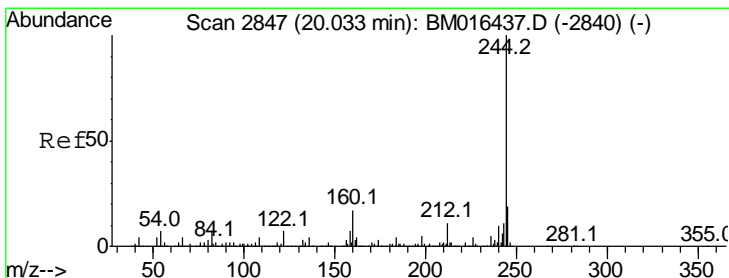
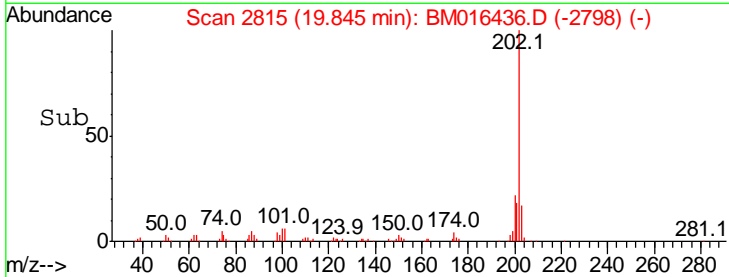
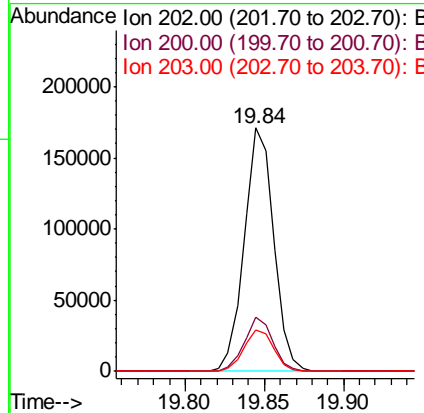





#77
 Pyrene
 Concen: 25.583 ng
 RT: 19.84 min Scan# 2815
 Delta R.T. 0.00 min
 Lab File: BM016436.D
 Acq: 17 Aug 2018 13:11

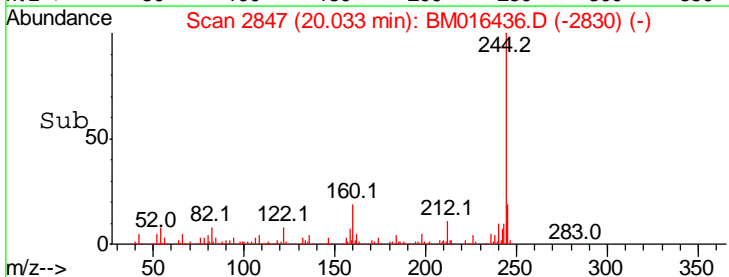
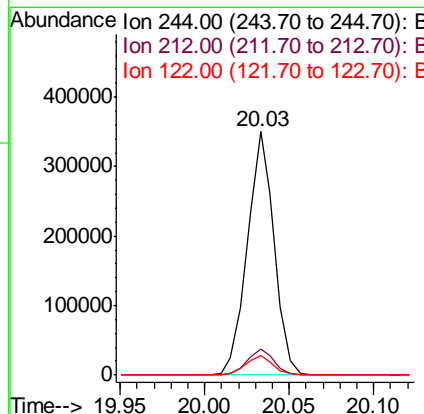
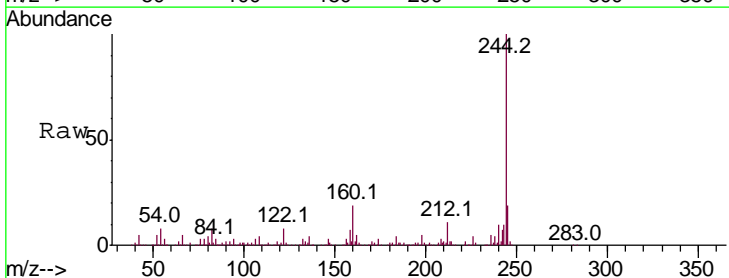
Instrument :
 BNA_M
 ClientSampled :

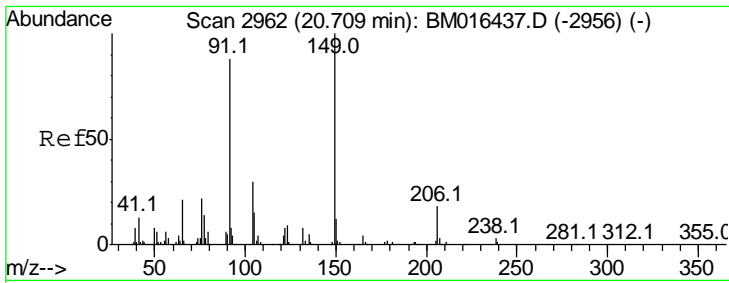
Tgt Ion	Resp	Lower	Upper
202	100		
200	22.2	16.9	25.3
203	17.0	14.1	21.1



#78
 Terphenyl-d14
 Concen: 25.583 ng
 RT: 20.03 min Scan# 2847
 Delta R.T. 0.00 min
 Lab File: BM016436.D
 Acq: 17 Aug 2018 13:11

Tgt Ion	Resp	Lower	Upper
244	100		
212	10.8	4.9	7.3#
122	8.0	6.2	9.4

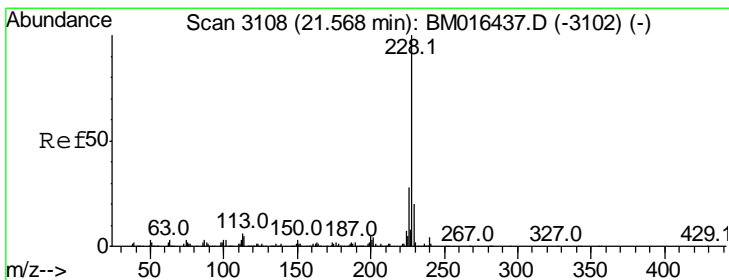
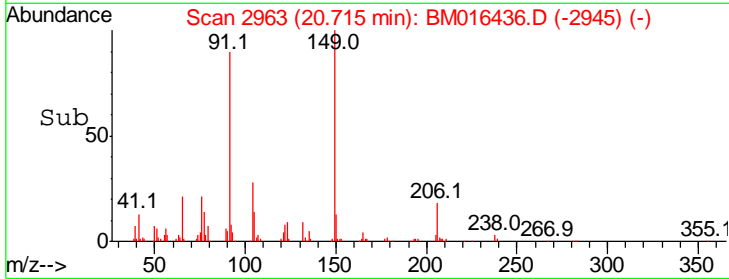
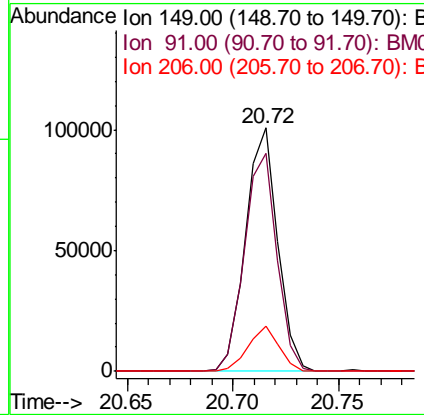
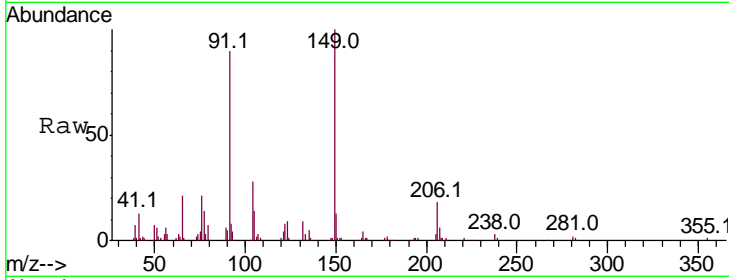




#79
 Butylbenzylphthalate
 Concen: 24.411 ng
 RT: 20.72 min Scan# 2963
 Delta R.T. 0.01 min
 Lab File: BM016436.D
 Acq: 17 Aug 2018 13:11

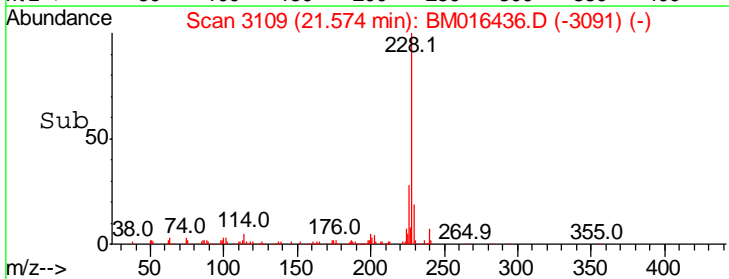
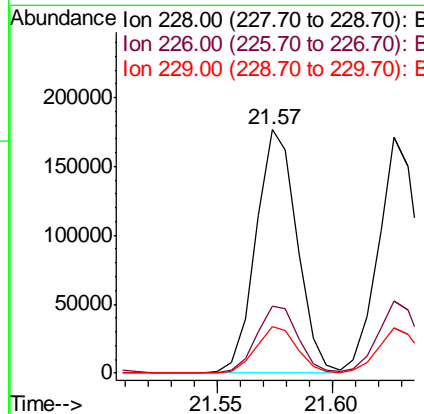
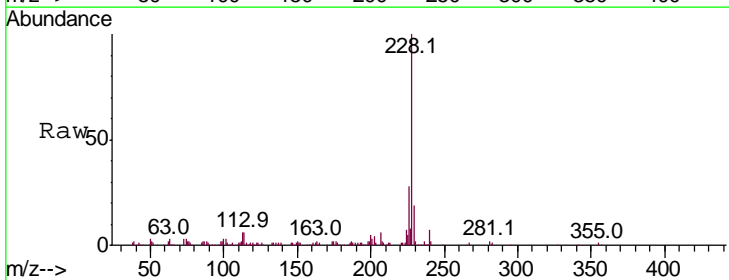
Instrument :
 BNA_M
 ClientSampled :

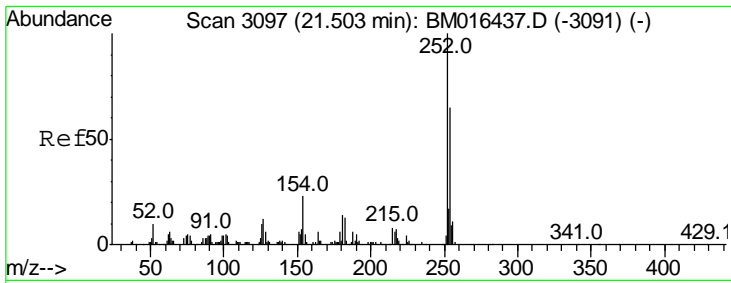
Tgt Ion	Resp	Lower	Upper
149	100		
91	89.7	50.1	75.1#
206	18.3	16.2	24.2



#80
 Benzo(a)anthracene
 Concen: 24.761 ng
 RT: 21.57 min Scan# 3109
 Delta R.T. 0.01 min
 Lab File: BM016436.D
 Acq: 17 Aug 2018 13:11

Tgt Ion	Resp	Lower	Upper
228	100		
226	27.7	21.7	32.5
229	19.3	16.0	24.0

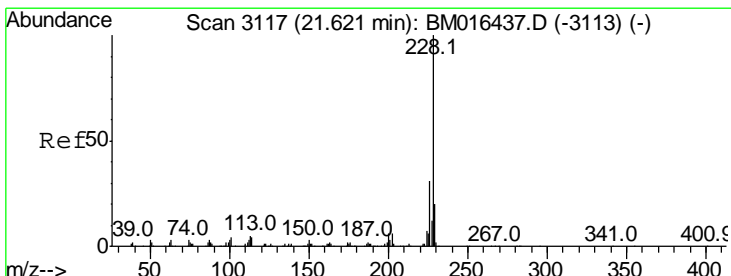
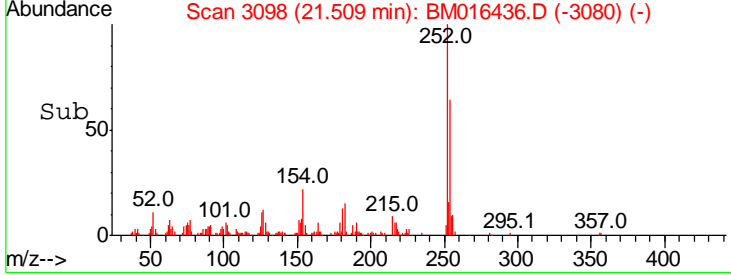
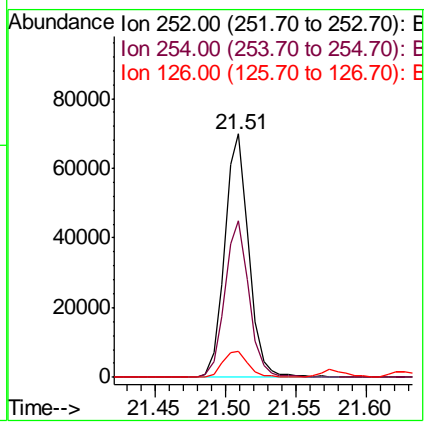
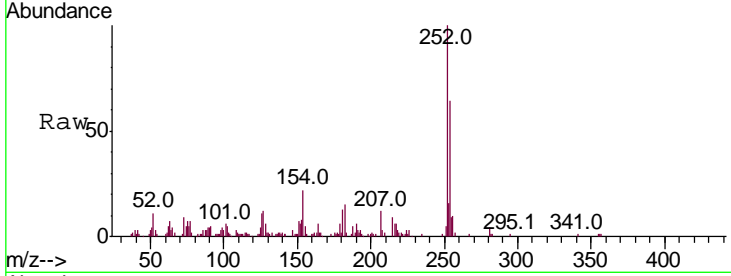




#81
 3,3'-Dichlorobenzidine
 Concen: 23.067 ng
 RT: 21.51 min Scan# 3098
 Delta R.T. 0.01 min
 Lab File: BM016436.D
 Acq: 17 Aug 2018 13:11

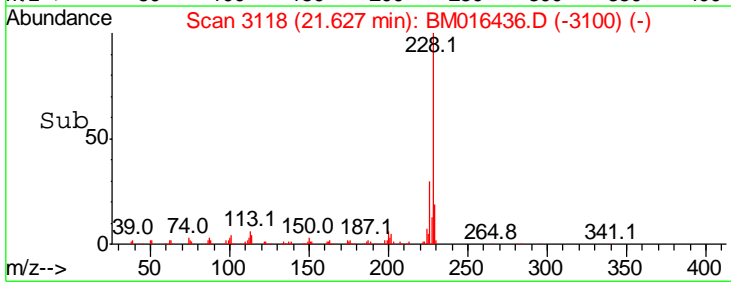
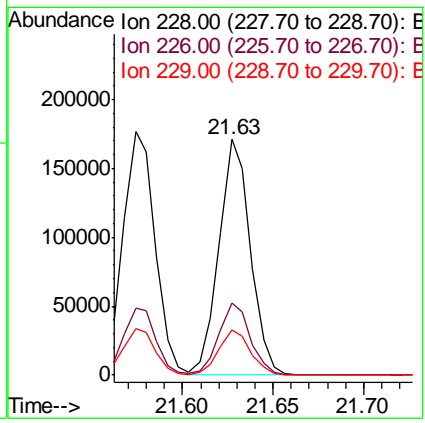
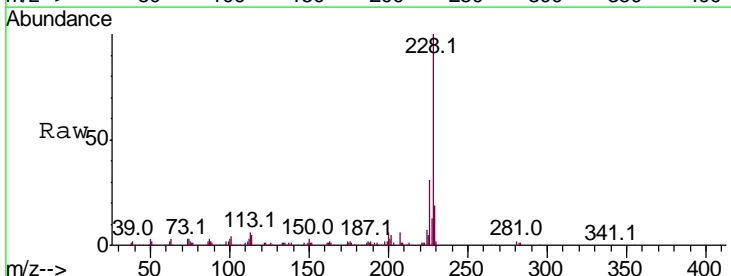
Instrument :
 BNA_M
 ClientSampled :

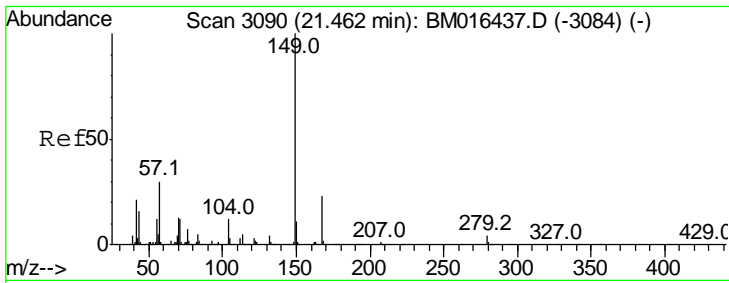
Tgt Ion	Resp	Lower	Upper
252	100		
254	64.1	51.9	77.9
126	10.7	9.8	14.8



#82
 Chrysene
 Concen: 24.349 ng
 RT: 21.63 min Scan# 3118
 Delta R.T. 0.01 min
 Lab File: BM016436.D
 Acq: 17 Aug 2018 13:11

Tgt Ion	Resp	Lower	Upper
228	100		
226	30.7	24.1	36.1
229	19.3	15.5	23.3

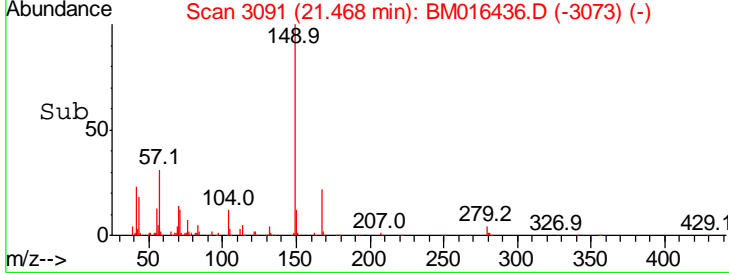
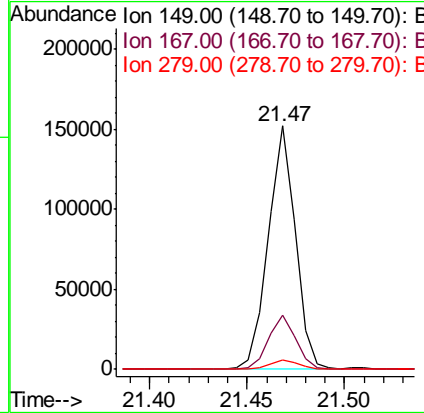
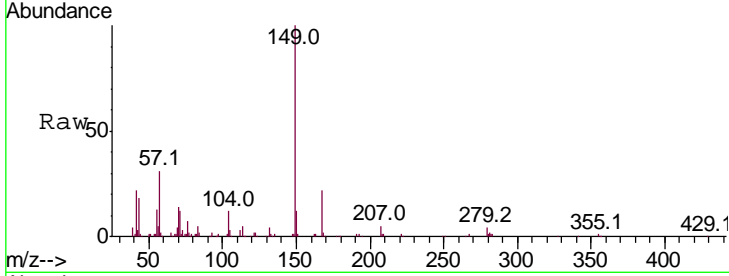




#83
 Bis(2-ethylhexyl)phthalate
 Concen: 23.250 ng
 RT: 21.47 min Scan# 3091
 Delta R.T. 0.01 min
 Lab File: BM016436.D
 Acq: 17 Aug 2018 13:11

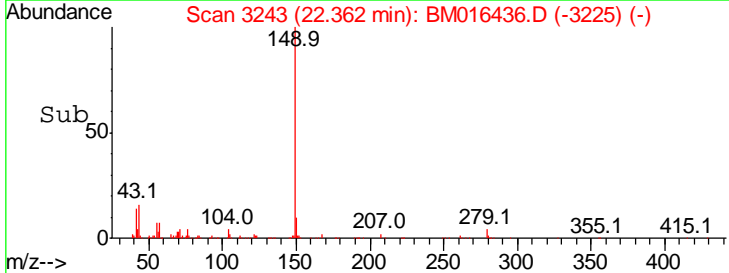
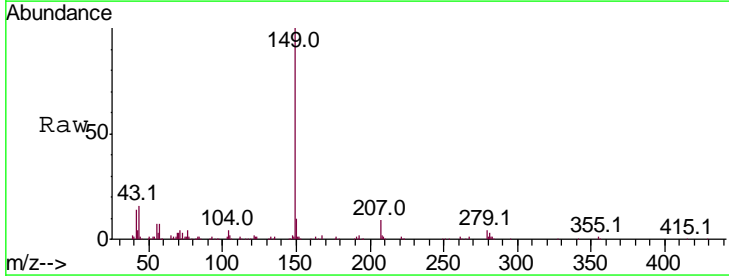
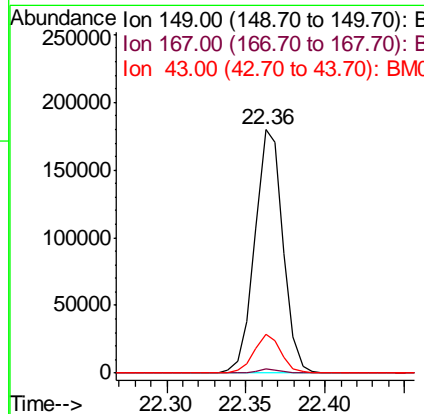
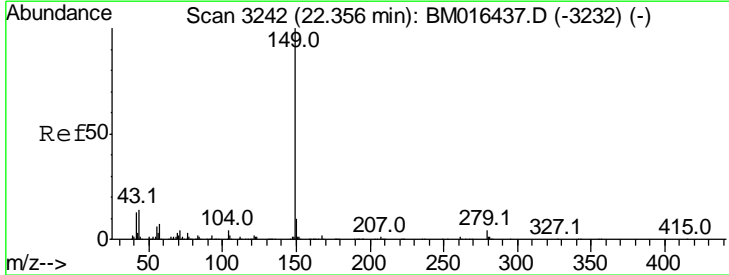
Instrument :
 BNA_M
 ClientSampled :

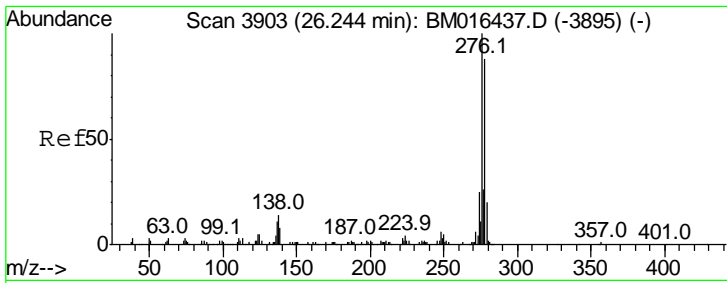
Tgt Ion	Resp	Lower	Upper
149	100		
167	22.2	22.4	33.6#
279	3.9	3.4	5.0



#84
 Di-n-octyl phthalate
 Concen: 20.709 ng
 RT: 22.36 min Scan# 3243
 Delta R.T. 0.01 min
 Lab File: BM016436.D
 Acq: 17 Aug 2018 13:11

Tgt Ion	Resp	Lower	Upper
149	100		
167	1.4	1.2	1.8
43	15.6	7.3	10.9#

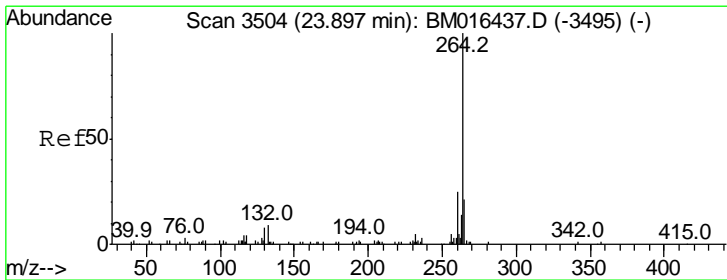
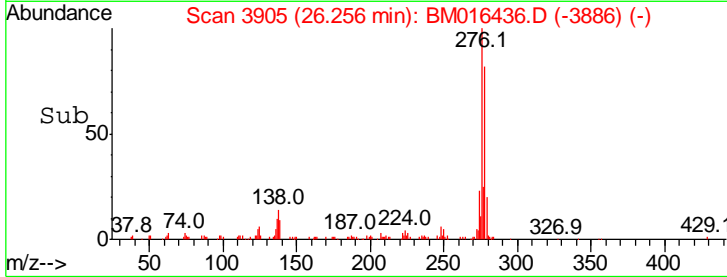
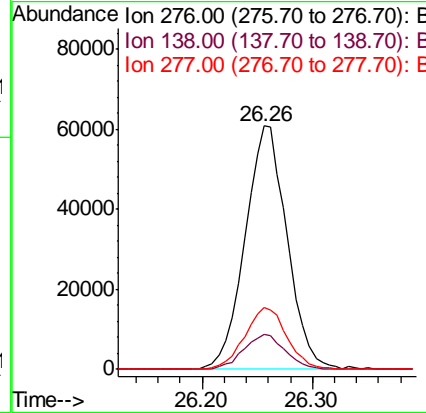
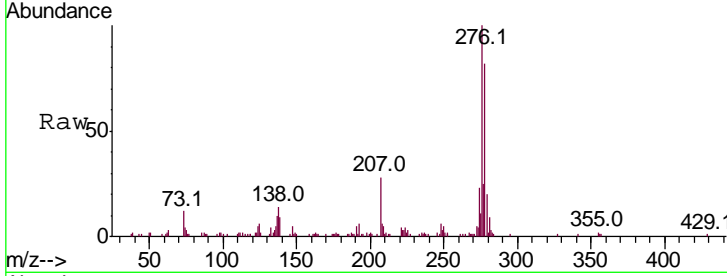




#85
 Indeno(1,2,3-cd)pyrene
 Concen: 16.069 ng
 RT: 26.26 min Scan# 3905
 Delta R.T. 0.01 min
 Lab File: BM016436.D
 Acq: 17 Aug 2018 13:11

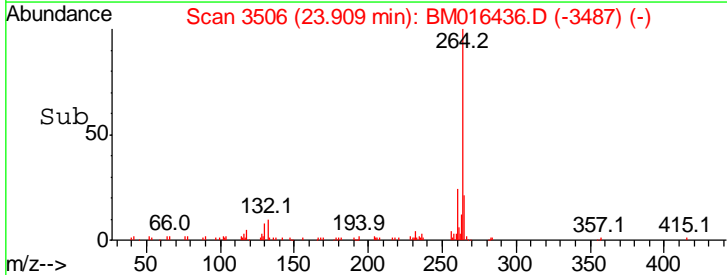
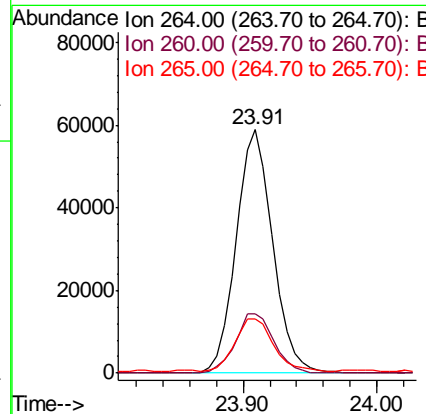
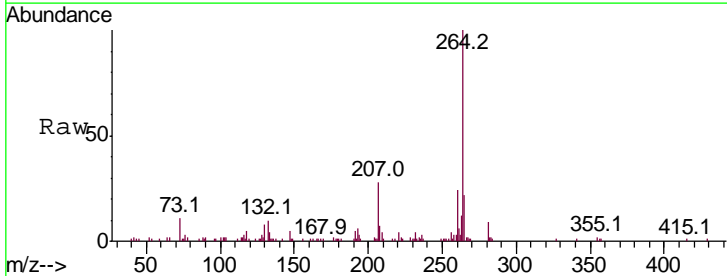
Instrument :
 BNA_M
 ClientSampled :

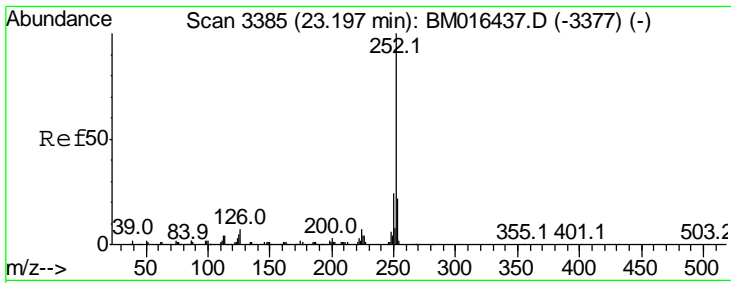
Tgt Ion	Resp	Lower	Upper
276	161769		
138	14.2	12.0	18.0
277	25.5	20.0	30.0



#86
 Perylene-d12
 Concen: 20.000 ng
 RT: 23.91 min Scan# 3506
 Delta R.T. 0.01 min
 Lab File: BM016436.D
 Acq: 17 Aug 2018 13:11

Tgt Ion	Resp	Lower	Upper
264	111960		
260	24.5	18.6	27.8
265	22.2	17.3	25.9

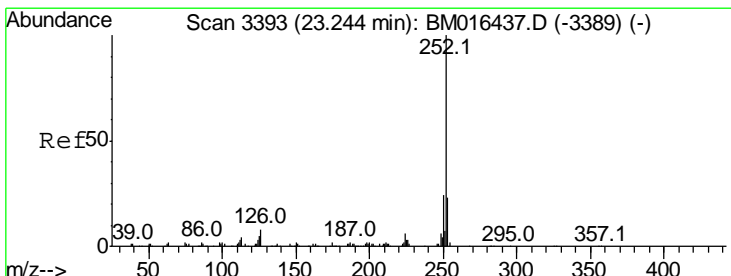
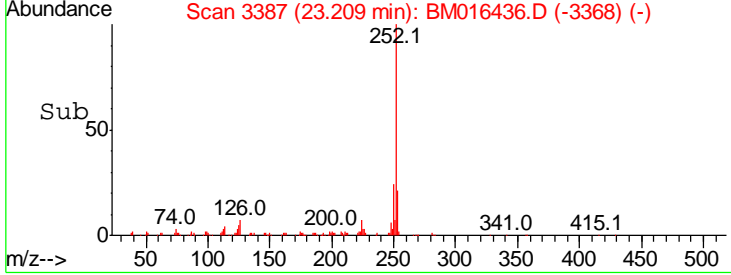
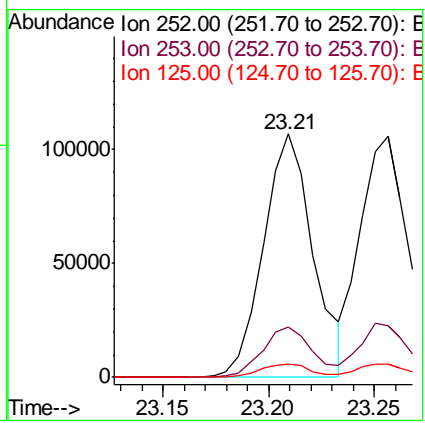
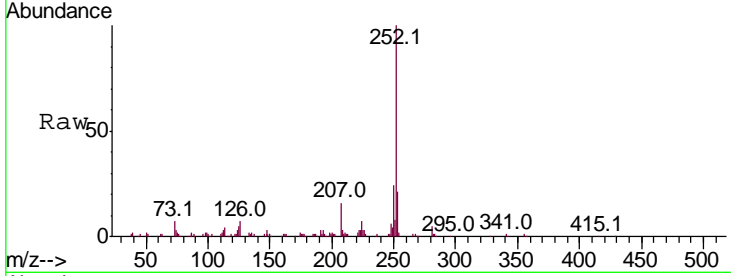




#87
 Benzo(b)fluoranthene
 Concen: 26.480 ng
 RT: 23.21 min Scan# 3387
 Delta R.T. 0.01 min
 Lab File: BM016436.D
 Acq: 17 Aug 2018 13:11

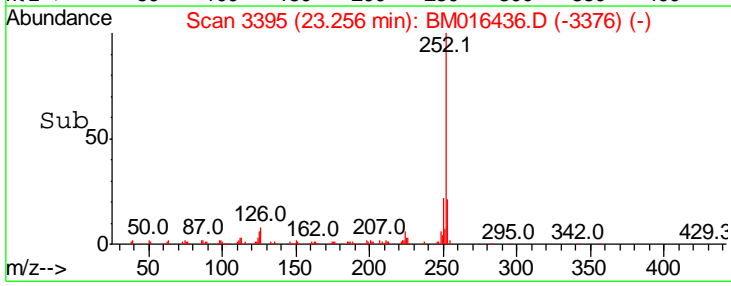
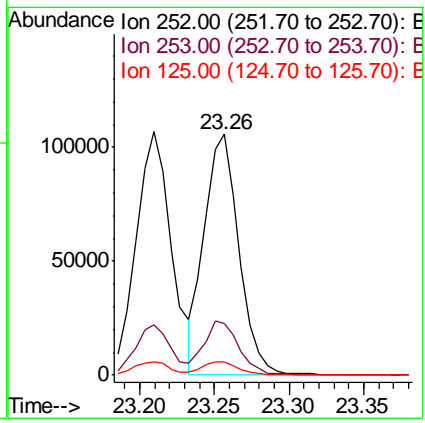
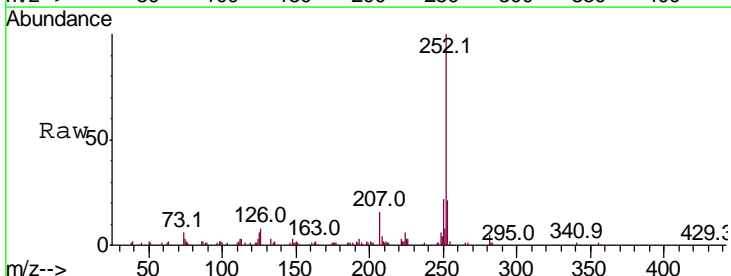
Instrument :
 BNA_M
 ClientSampled :

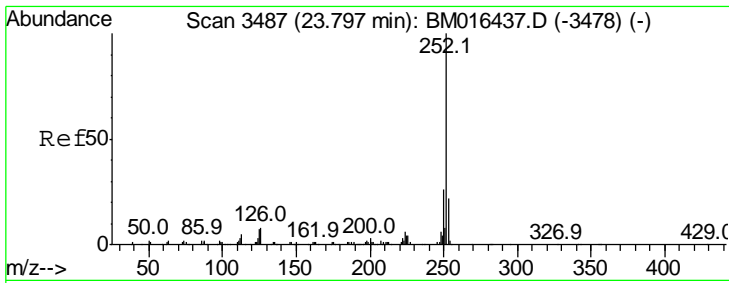
Tgt Ion	Resp	Lower	Upper
252	174556		
253	20.9	18.0	27.0
125	5.2	9.9	14.9#



#88
 Benzo(k)fluoranthene
 Concen: 25.426 ng
 RT: 23.26 min Scan# 3395
 Delta R.T. 0.01 min
 Lab File: BM016436.D
 Acq: 17 Aug 2018 13:11

Tgt Ion	Resp	Lower	Upper
252	169862		
253	21.3	17.2	25.8
125	5.6	8.1	12.1#

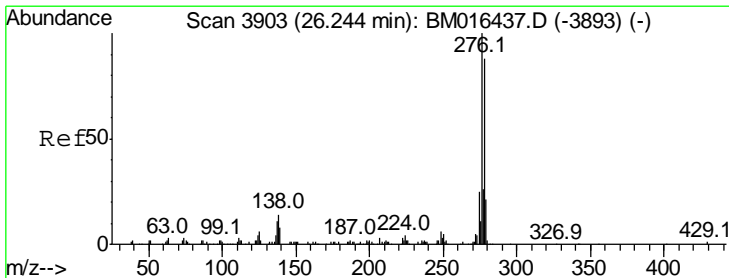
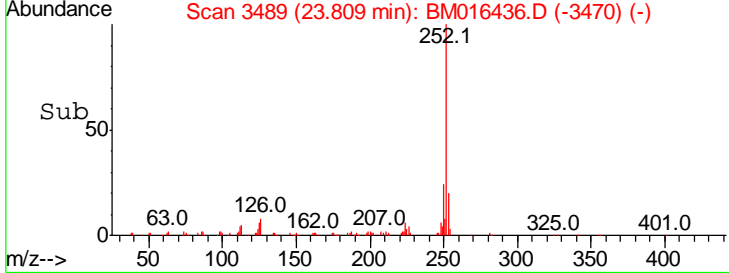
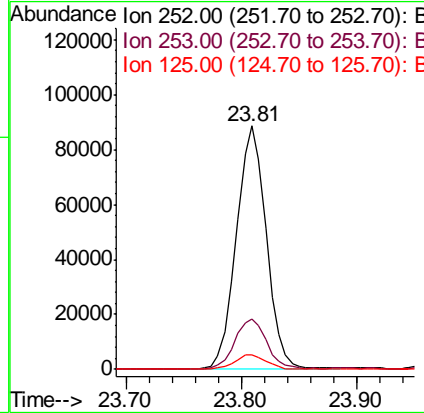
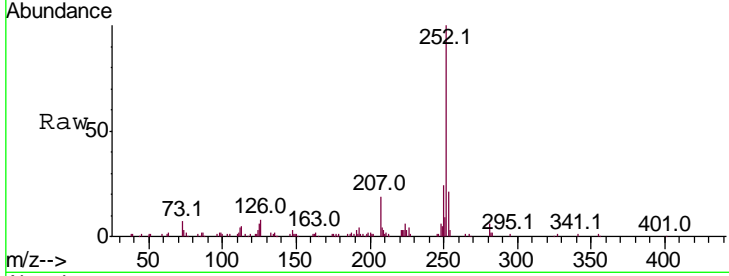




#89
 Benzo(a)pyrene
 Concen: 25.200 ng
 RT: 23.81 min Scan# 3489
 Delta R.T. 0.01 min
 Lab File: BM016436.D
 Acq: 17 Aug 2018 13:11

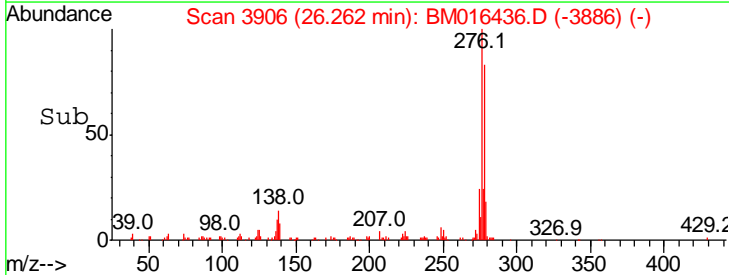
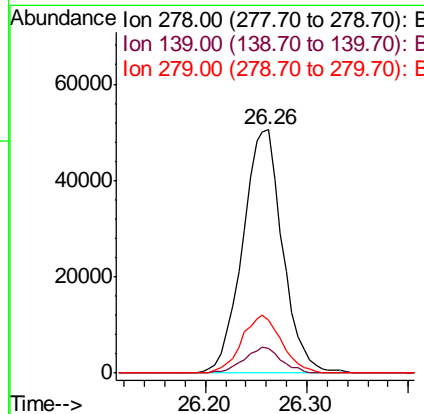
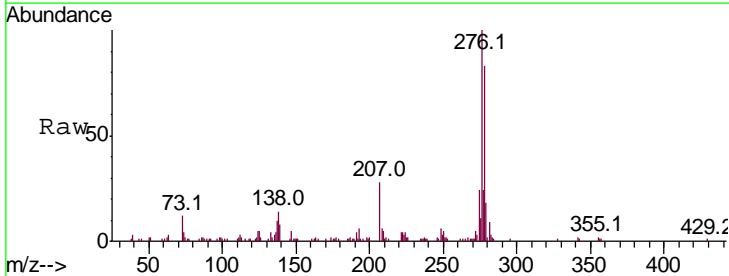
Instrument :
 BNA_M
 ClientSampled :

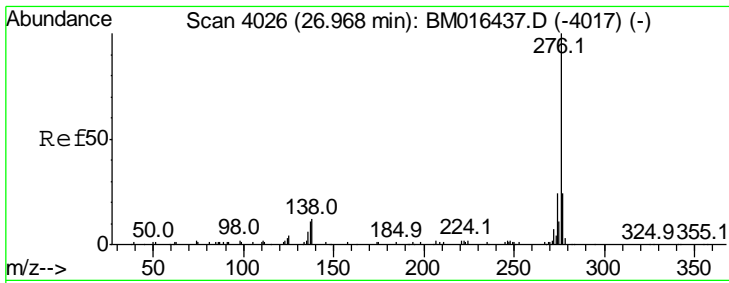
Tgt Ion	Resp	Lower	Upper
252	100		
253	20.6	17.6	26.4
125	6.1	7.4	11.2#



#90
 Dibenzo(a,h)anthracene
 Concen: 21.065 ng
 RT: 26.26 min Scan# 3906
 Delta R.T. 0.02 min
 Lab File: BM016436.D
 Acq: 17 Aug 2018 13:11

Tgt Ion	Resp	Lower	Upper
278	100		
139	10.1	13.4	20.0#
279	21.9	19.0	28.4





#91
 Benzo(a,h,i)perylene
 Concen: 21.815 ng
 RT: 26.98 min Scan# 4028
 Delta R.T. 0.01 min
 Lab File: BM016436.D
 Acq: 17 Aug 2018 13:11

Instrument :
 BNA_M
 ClientSampled :

Tot Ion	Ion	Resp	Lower	Upper
276	100	135465		
277	23.8		18.5	27.7
138	11.3		19.0	28.6#

