

Data Path : Z:\HPCHEM1\BNA M\DATA\BM082217\
 Data File : BM011328.D
 Acq On : 22 Aug 2017 15:42
 Operator : SJ/JU
 Sample : PB101735BS
 Misc :
 ALS Vial : 3 Sample Multiplier: 1

Instrument :
 BNA_M
 ClientSampleID :
 PB101735BS

Quant Time: Aug 23 02:31:31 2017
 Quant Method : Z:\HPCHEM1\BNA M\Methods\8270-BM072617.M
 Quant Title : ASP BNA STANDARDS FOR 5 POINT CALIBRATION
 QLast Update : Wed Aug 16 02:25:04 2017
 Response via : Initial Calibration

Internal Standards	R.T.	QIon	Response	Conc	Units	Dev(Min)
1) 1,4-Dichlorobenzene-d4	7.27	152	127974	20.00	ng	-0.02
21) Naphthalene-d8	10.02	136	468523	20.00	ng	-0.02
38) Acenaphthene-d10	13.93	164	324046	20.00	ng	-0.02
63) Phenanthrene-d10	16.69	188	815786	20.00	ng	-0.02
75) Chrysene-d12	20.92	240	1092760	20.00	ng	-0.02
86) Perylene-d12	22.99	264	1055216	20.00	ng	-0.03

System Monitoring Compounds

5) 2-Fluorophenol	4.91	112	1014327	133.98	ng	-0.02
7) Phenol-d6	6.47	99	1462025	135.92	ng	-0.02
23) Nitrobenzene-d5	8.42	82	1278724	102.43	ng	-0.02
41) 2,4,6-Tribromophenol	15.44	330	651589	125.46	ng	-0.02
44) 2-Fluorobiphenyl	12.54	172	2222721	86.02	ng	-0.02
78) Terphenyl-d14	19.37	244	3794349	68.78	ng	-0.02

Target Compounds

Target Compounds	R.T.	QIon	Response	Conc	Units	Qvalue
2) 1,4-Dioxane	2.90	88	133614	39.31	ng	# 100
3) Pyridine	3.28	79	405694	43.70	ng	# 86
4) n-Nitrosodimethylamine	3.20	42	246865	52.18	ng	# 66
6) Aniline	6.62	93	345933	25.52	ng	# 73
8) 2-Chlorophenol	6.84	128	290299	37.77	ng	# 67
9) Benzaldehyde	6.43	77	287968	41.38	ng	# 73
10) Phenol	6.50	94	504410	43.17	ng	95
11) bis(2-Chloroethyl)ether	6.72	93	384489	42.24	ng	86
12) 1,3-Dichlorobenzene	7.16	146	357563	38.17	ng	# 74
13) 1,4-Dichlorobenzene	7.30	146	358052	37.29	ng	# 89
14) 1,2-Dichlorobenzene	7.61	146	334895	36.48	ng	# 89
15) Benzyl Alcohol	7.52	79	488115	47.30	ng	# 75
16) 2,2'-oxybis(1-Chloropropan	7.80	45	404125	49.33	ng	83
17) 2-Methylphenol	7.72	107	310184	41.54	ng	# 68
18) Hexachloroethane	8.32	117	170937	40.82	ng	# 85
19) n-Nitroso-di-n-propylamine	8.07	70	434305	47.51	ng	# 87
20) 3+4-Methylphenols	8.05	107	413084	39.80	ng	# 75
22) Acetophenone	8.09	105	606430	43.18	ng	# 86
24) Nitrobenzene	8.46	77	654621	50.61	ng	# 79
25) Isophorone	8.98	82	1011943	48.62	ng	# 83
26) 2-Nitrophenol	9.16	139	163195	39.65	ng	# 1
27) 2,4-Dimethylphenol	9.23	122	296560	40.93	ng	# 69
28) bis(2-Chloroethoxy)methane	9.47	93	530393	45.69	ng	# 96
29) 2,4-Dichlorophenol	9.69	162	330395	40.58	ng	85
30) 1,2,4-Trichlorobenzene	9.89	180	429347	42.65	ng	98
31) Naphthalene	10.07	128	945963	40.13	ng	99
32) Benzoic acid	9.37	122	182427	31.32	ng	# 17
33) 4-Chloroaniline	10.20	127	125858	13.39	ng	# 72
34) Hexachlorobutadiene	10.36	225	347577	43.84	ng	96
35) Caprolactam	10.99	113	69051	29.91	ng	93
36) 4-Chloro-3-methylphenol	11.34	107	419959	39.95	ng	# 71
37) 2-Methylnaphthalene	11.70	142	738996	42.68	ng	# 85
39) 1,2,4,5-Tetrachlorobenzene	12.09	216	557014	40.01	ng	# 100
40) Hexachlorocyclopentadiene	12.06	237	775089	95.55	ng	99

Data Path : Z:\HPCHEM1\BNA M\DATA\BM082217\
 Data File : BM011328.D
 Acq On : 22 Aug 2017 15:42
 Operator : SJ/JU
 Sample : PB101735BS
 Misc :
 ALS Vial : 3 Sample Multiplier: 1

Instrument :
 BNA_M
 ClientSampleId :
 PB101735BS

Quant Time: Aug 23 02:31:31 2017
 Quant Method : Z:\HPCHEM1\BNA M\Methods\8270-BM072617.M
 Quant Title : ASP BNA STANDARDS FOR 5 POINT CALIBRATION
 QLast Update : Wed Aug 16 02:25:04 2017
 Response via : Initial Calibration

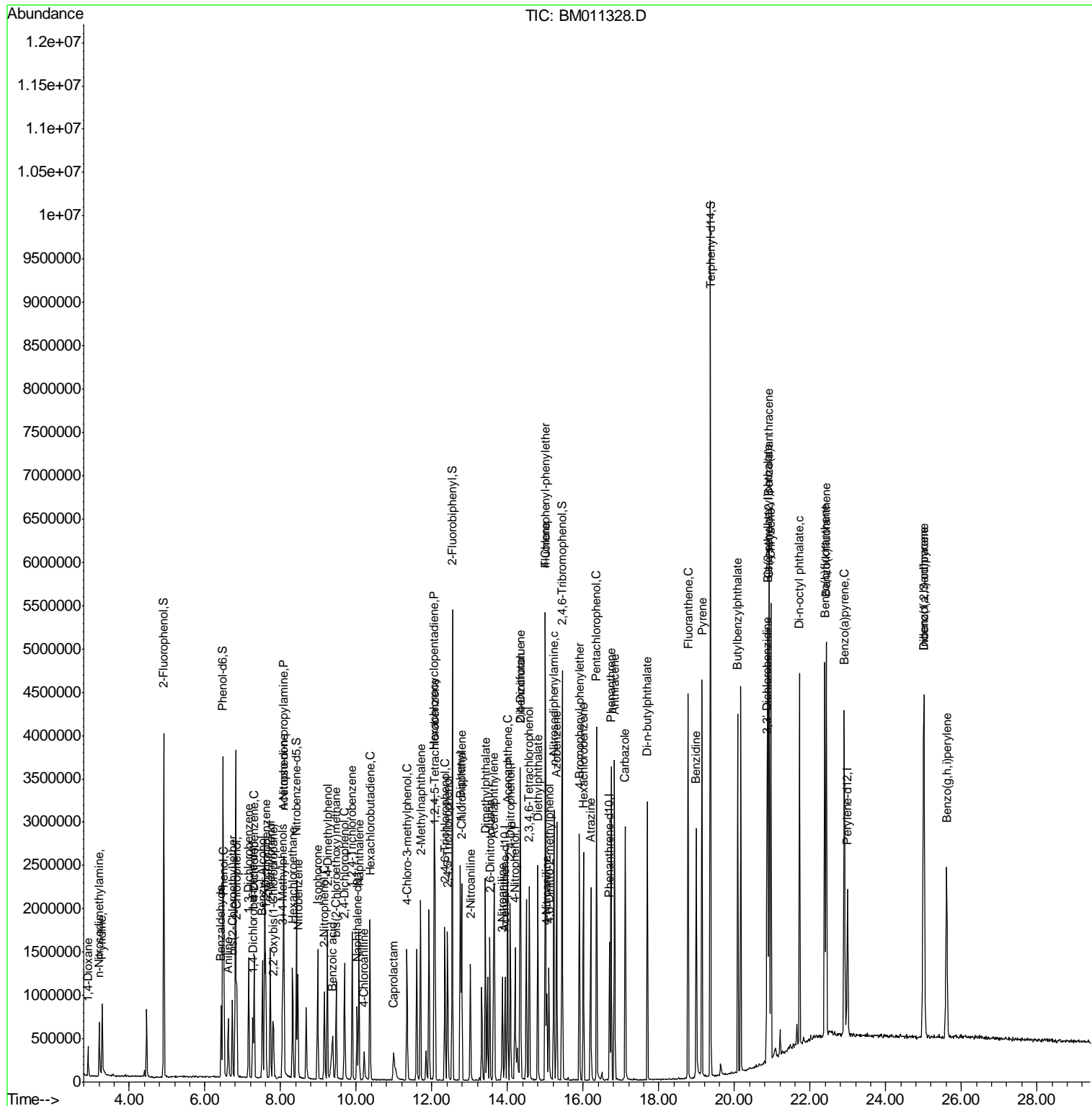
Internal Standards	R.T.	QIon	Response	Conc	Units	Dev(Min)
42) 2,4,6-Trichlorophenol	12.34	196	342963	40.70	ng	99
43) 2,4,5-Trichlorophenol	12.42	196	366277	42.20	ng #	81
45) 1,1'-Biphenyl	12.75	154	1017044	36.30	ng	96
46) 2-Chloronaphthalene	12.79	162	829194	40.17	ng	92
47) 2-Nitroaniline	13.02	65	391067	53.54	ng #	60
48) Acenaphthylene	13.65	152	1253536	40.69	ng	97
49) Dimethylphthalate	13.42	163	1085493	39.16	ng #	98
50) 2,6-Dinitrotoluene	13.53	165	226191	40.35	ng #	35
51) Acenaphthene	14.00	154	755570	39.61	ng	96
52) 3-Nitroaniline	13.86	138	170206	34.99	ng #	7
53) 2,4-Dinitrophenol	14.07	184	299828	75.26	ng #	61
54) Dibenzofuran	14.34	168	1330204	43.03	ng #	90
55) 4-Nitrophenol	14.19	139	288871	67.59	ng #	63
56) 2,4-Dinitrotoluene	14.33	165	326523	41.49	ng #	60
57) Fluorene	15.00	166	1091894	40.57	ng	99
58) 2,3,4,6-Tetrachlorophenol	14.58	232	383021	47.08	ng #	100
59) Diethylphthalate	14.80	149	1085054	38.33	ng	98
60) 4-Chlorophenyl-phenylether	15.00	204	653738	40.23	ng	96
61) 4-Nitroaniline	15.04	138	162976	31.54	ng #	1
62) Azobenzene	15.30	77	1712574	56.52	ng	85
64) 4,6-Dinitro-2-methylphenol	15.10	198	213743	38.70	ng	90
65) n-Nitrosodiphenylamine	15.23	169	962853	41.24	ng	98
66) 4-Bromophenyl-phenylether	15.90	248	440774	42.03	ng #	91
67) Hexachlorobenzene	16.00	284	435283	36.73	ng #	84
68) Atrazine	16.20	200	413464	44.19	ng	95
69) Pentachlorophenol	16.36	266	605266	80.45	ng	97
70) Phenanthrene	16.74	178	1846685	43.23	ng	100
71) Anthracene	16.83	178	1893270	44.44	ng	100
72) Carbazole	17.11	167	1613856	43.32	ng	99
73) Di-n-butylphthalate	17.70	149	1867128	41.15	ng #	94
74) Fluoranthene	18.77	202	2475966	46.77	ng	96
76) Benzidine	18.99	184	1560198	59.68	ng	99
77) Pyrene	19.14	202	2571124	39.60	ng	99
79) Butylbenzylphthalate	20.09	149	890843	38.58	ng #	54
80) Benzo(a)anthracene	20.91	228	2713296	43.49	ng	98
81) 3,3'-Dichlorobenzidine	20.86	252	791622	32.34	ng #	97
82) Chrysene	20.96	228	2566215	42.85	ng	98
83) Bis(2-ethylhexyl)phthalate	20.88	149	1286958	37.89	ng #	99
84) Di-n-octyl phthalate	21.72	149	2200227	39.91	ng #	92
85) Indeno(1,2,3-cd)pyrene	25.00	276	2861106	46.12	ng #	96
87) Benzo(b)fluoranthene	22.39	252	2756099	40.70	ng #	93
88) Benzo(k)fluoranthene	22.43	252	2567915	39.56	ng #	95
89) Benzo(a)pyrene	22.90	252	2632196	42.95	ng #	96
90) Dibenzo(a,h)anthracene	25.01	278	2343708	41.25	ng #	90
91) Benzo(g,h,i)perylene	25.61	276	2356264	42.24	ng #	84

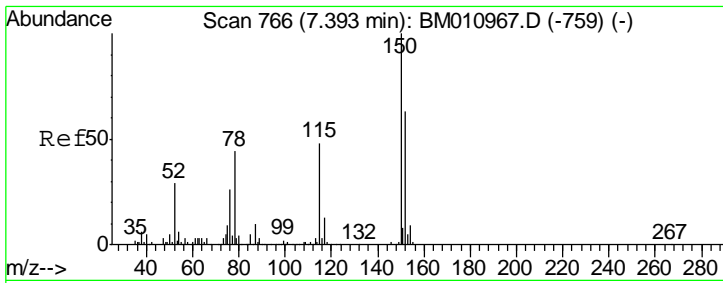
(#) = qualifier out of range (m) = manual integration (+) = signals summed

Data Path : Z:\HPCHEM1\BNA M\DATA\BM082217\
 Data File : BM011328.D
 Acq On : 22 Aug 2017 15:42
 Operator : SJ/JU
 Sample : PB101735BS
 Misc :
 ALS Vial : 3 Sample Multiplier: 1

Instrument :
 BNA_M
 Client Sampled :
 PB101735BS

Quant Time: Aug 23 02:31:31 2017
 Quant Method : Z:\HPCHEM1\BNA M\Methods\8270-BM072617.M
 Quant Title : ASP BNA STANDARDS FOR 5 POINT CALIBRATION
 QLast Update : Wed Aug 16 02:25:04 2017
 Response via : Initial Calibration

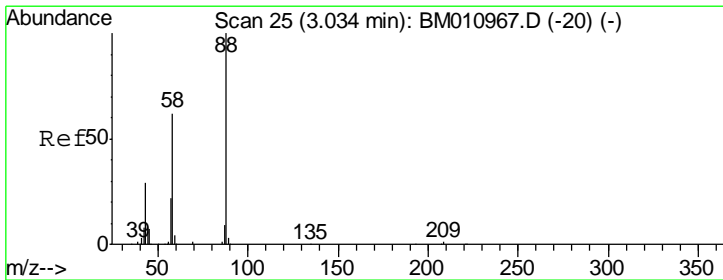
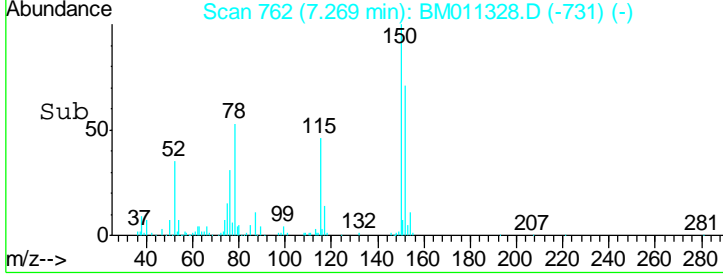
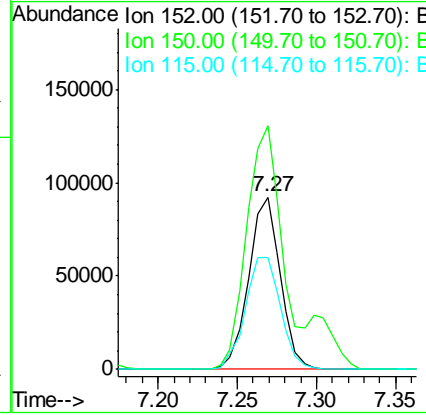
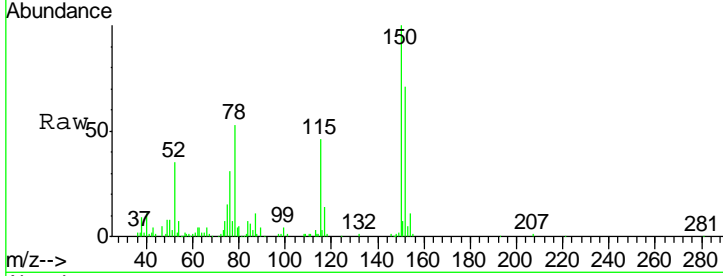




#1
 1,4-Dichlorobenzene-d4
 Concen: 20.00 ng
 RT: 7.27 min Scan# 762
 Delta R.T. -0.02 min
 Lab File: BM011328.D
 Acq: 22 Aug 2017 15:42

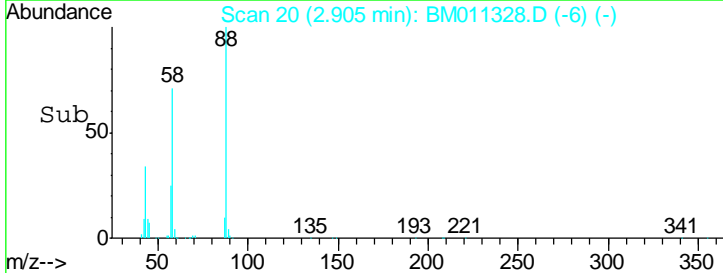
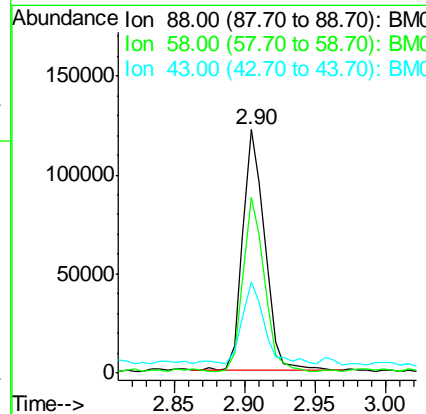
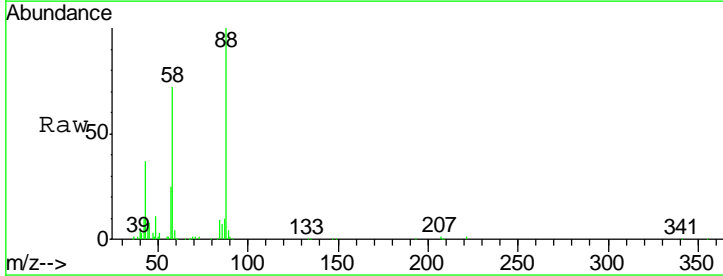
Instrument :
 BNA_M
ClientSampled :
 PB101735BS

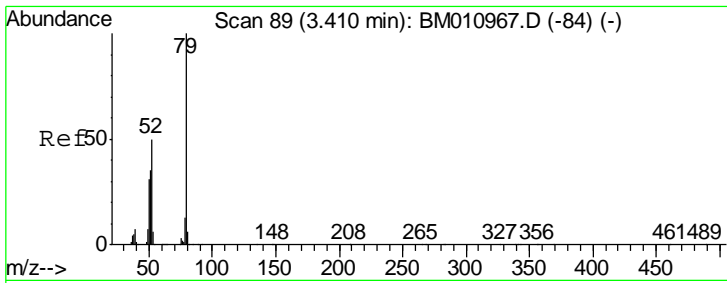
Tgt Ion	Resp	Lower	Upper
152	127974		
150	141.4	119.5	179.3
115	64.9	43.0	64.4#



#2
 1,4-Dioxane
 Concen: 39.31 ng
 RT: 2.90 min Scan# 20
 Delta R.T. -0.02 min
 Lab File: BM011328.D
 Acq: 22 Aug 2017 15:42

Tgt Ion	Resp	Lower	Upper
88	133614		
58	69.3	0.0	0.0#
43	34.7	0.0	0.0#

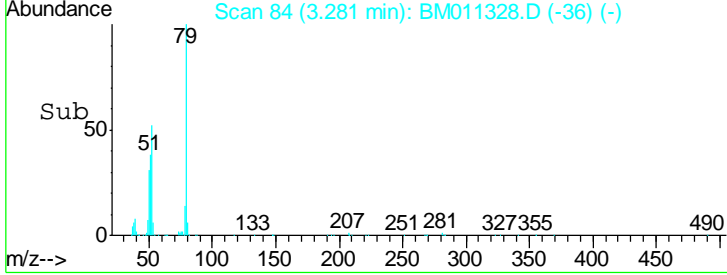
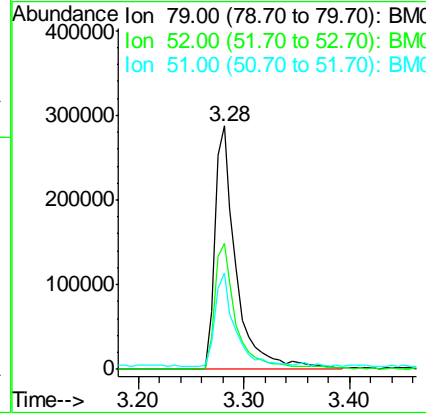
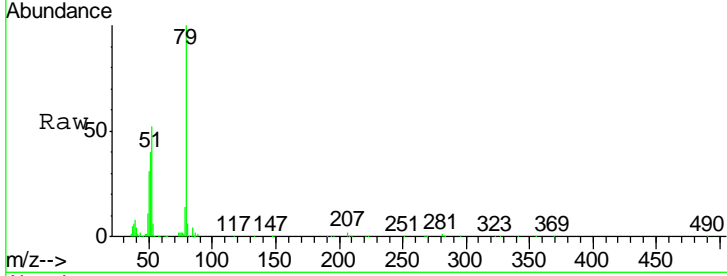




#3
 Pyridine
 Concen: 43.70 ng
 RT: 3.28 min Scan# 84
 Delta R.T. -0.02 min
 Lab File: BM011328.D
 Acq: 22 Aug 2017 15:42

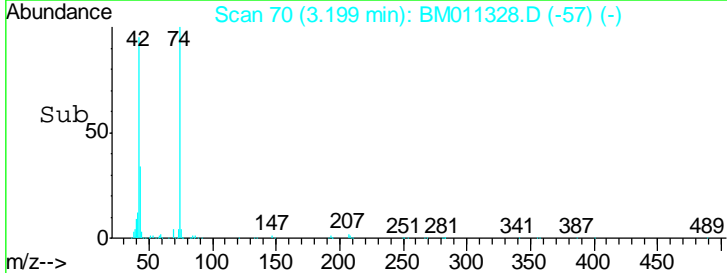
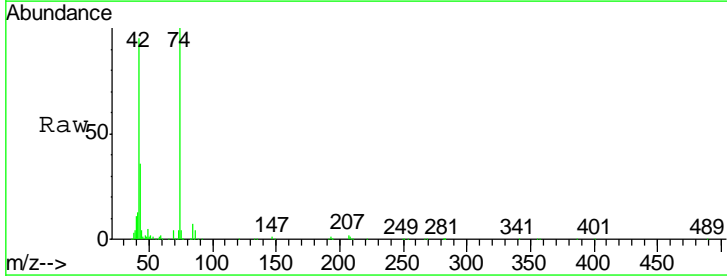
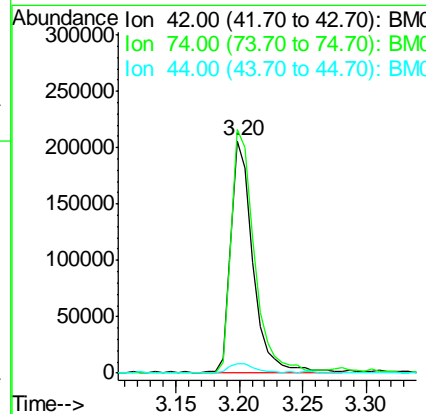
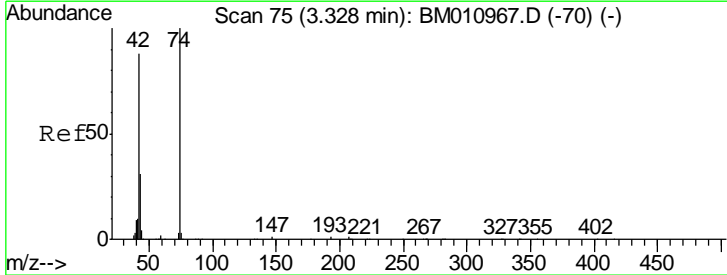
Instrument :
 BNA_M
 ClientSampleId :
 PB101735BS

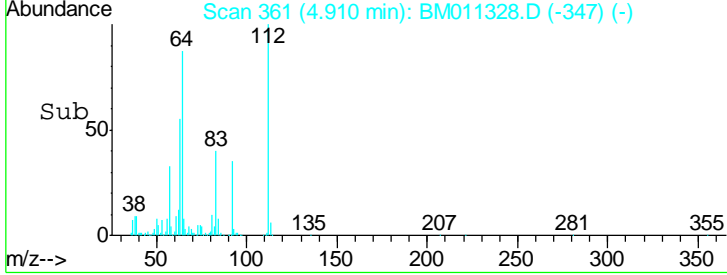
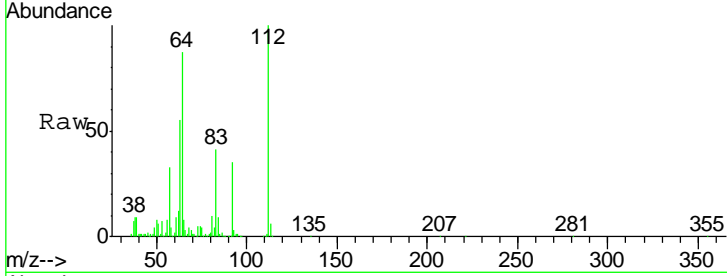
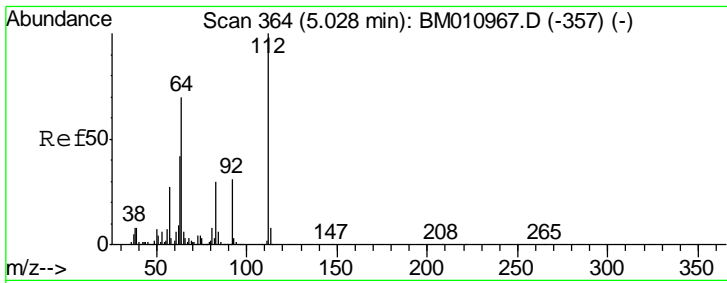
Tgt Ion	Resp	Lower	Upper
79	100		
52	51.9	51.1	76.7
51	39.7	26.1	39.1#



#4
 n-Nitrosodimethylamine
 Concen: 52.18 ng
 RT: 3.20 min Scan# 70
 Delta R.T. -0.02 min
 Lab File: BM011328.D
 Acq: 22 Aug 2017 15:42

Tgt Ion	Resp	Lower	Upper
42	100		
74	104.8	119.3	178.9#
44	4.2	5.4	8.2#



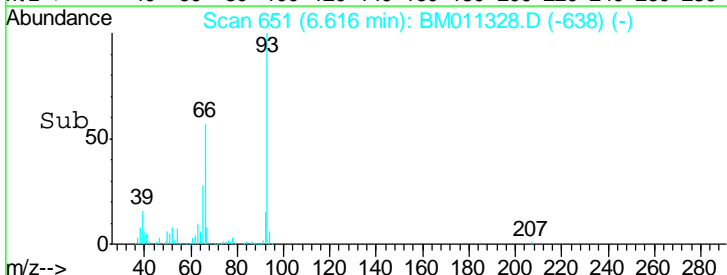
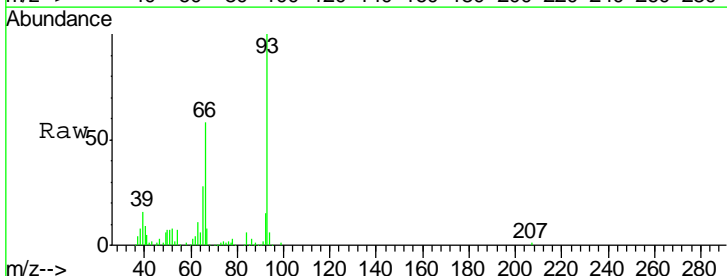
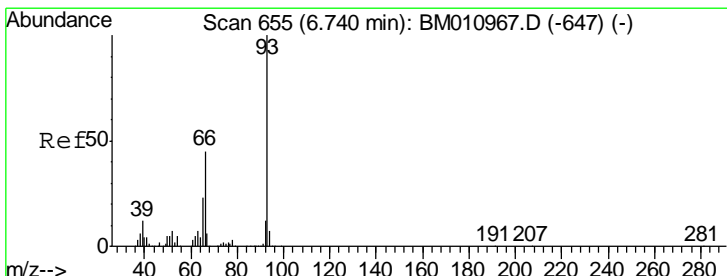
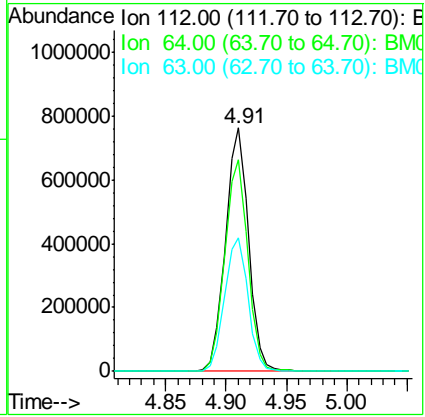


#5
 2-Fluorophenol
 Concen: 133.98 ng
 RT: 4.91 min Scan# 361
 Delta R.T. -0.02 min
 Lab File: BM011328.D
 Acq: 22 Aug 2017 15:42

Instrument :
 BNA_M
ClientSampled :
 PB101735BS

Tgt Ion: 112 Resp: 1014327

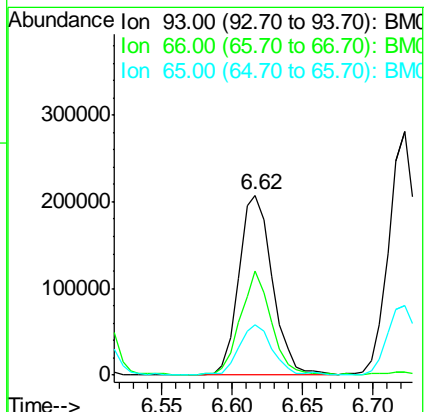
Ion	Ratio	Lower	Upper
112	100		
64	87.1	38.6	57.8#
63	54.6	19.3	28.9#

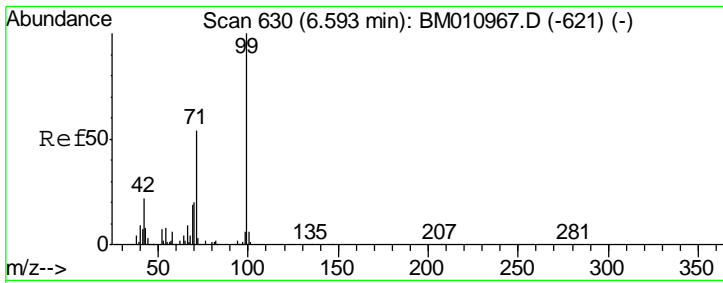


#6
 Aniline
 Concen: 25.52 ng
 RT: 6.62 min Scan# 651
 Delta R.T. -0.02 min
 Lab File: BM011328.D
 Acq: 22 Aug 2017 15:42

Tgt Ion: 93 Resp: 345933

Ion	Ratio	Lower	Upper
93	100		
66	57.6	30.8	46.2#
65	28.3	16.0	24.0#

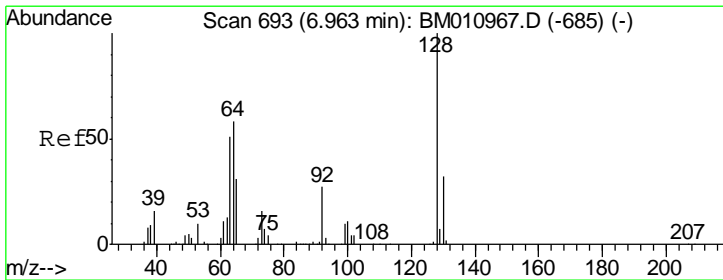
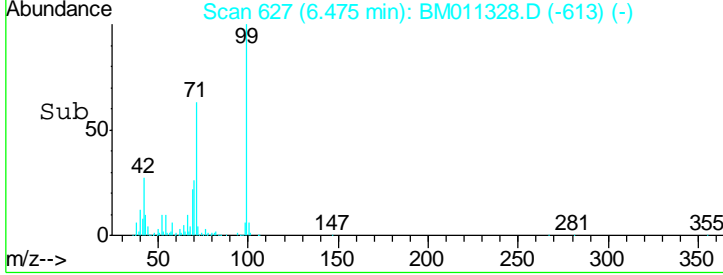
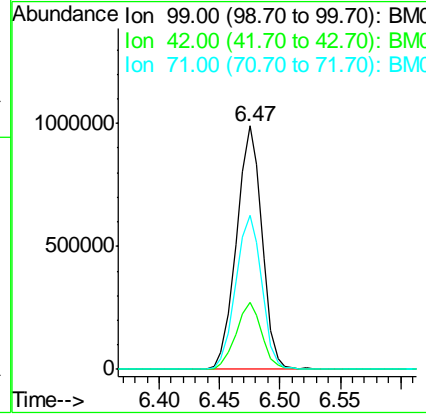
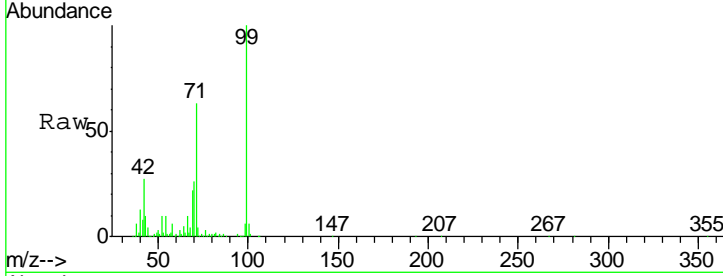




#7
 Phenol-d6
 Concen: 135.92 ng
 RT: 6.47 min Scan# 627
 Delta R.T. -0.02 min
 Lab File: BM011328.D
 Acq: 22 Aug 2017 15:42

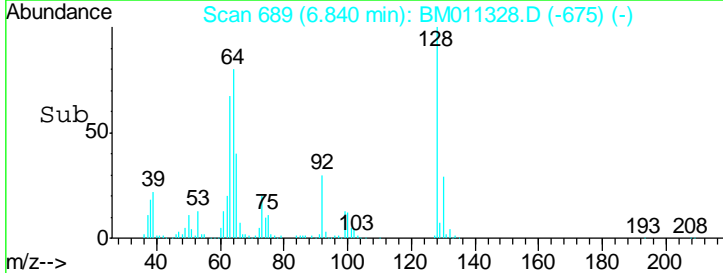
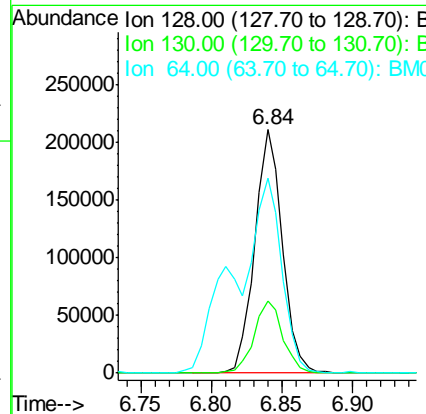
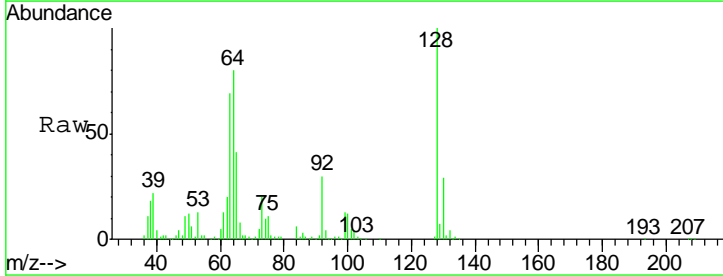
Instrument :
 BNA_M
ClientSampled :
 PB101735BS

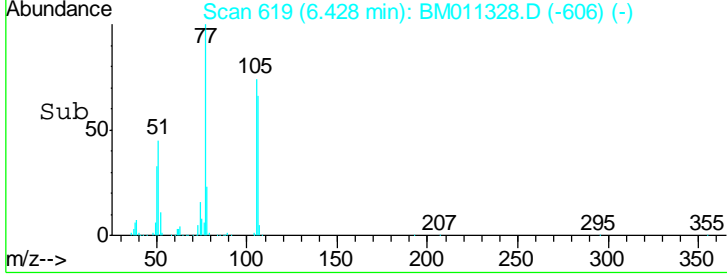
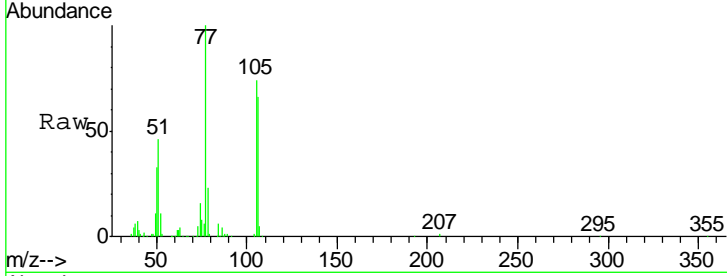
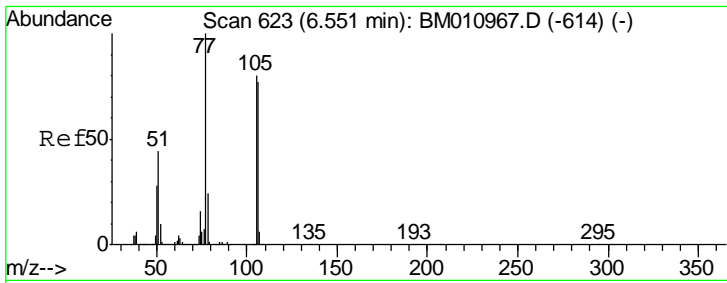
Tgt Ion	Resp	Lower	Upper
99	1462025		
42	27.2	11.0	16.4#
71	63.1	23.4	35.2#



#8
 2-Chlorophenol
 Concen: 37.77 ng
 RT: 6.84 min Scan# 689
 Delta R.T. -0.02 min
 Lab File: BM011328.D
 Acq: 22 Aug 2017 15:42

Tgt Ion	Resp	Lower	Upper
128	290299		
130	29.4	12.0	52.0
64	79.9	24.9	64.9#

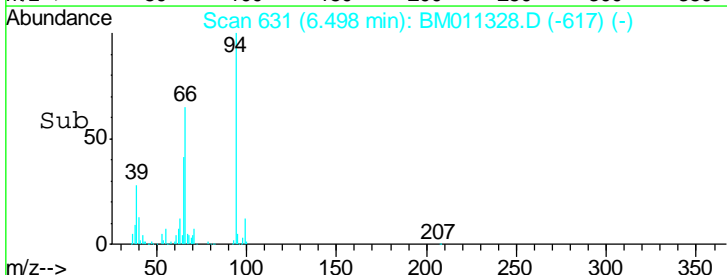
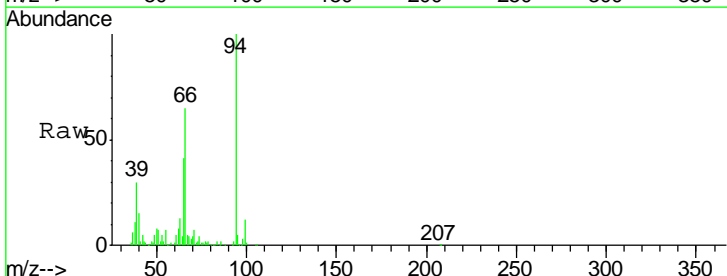
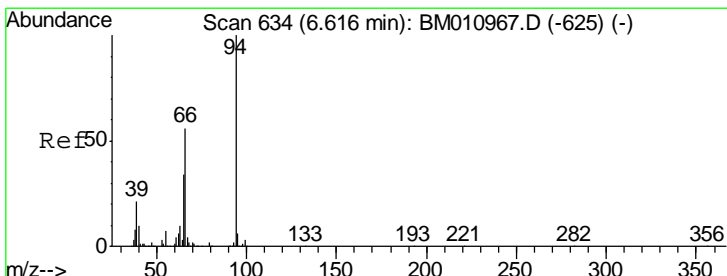
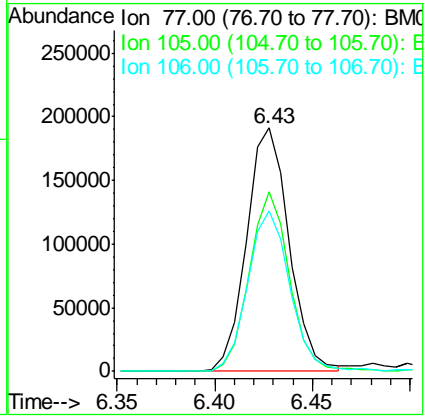




#9
Benzaldehyde
Concen: 41.38 ng
RT: 6.43 min Scan# 619
Delta R.T. -0.02 min
Lab File: BM011328.D
Acq: 22 Aug 2017 15:42

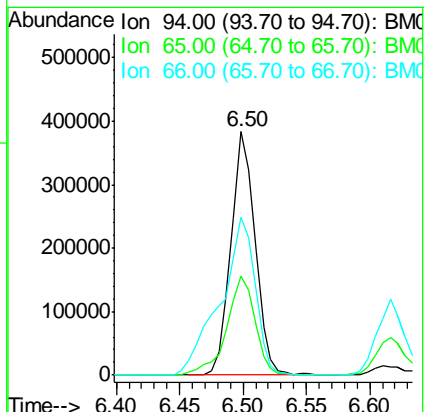
Instrument :
BNA_M
ClientSampled :
PB101735BS

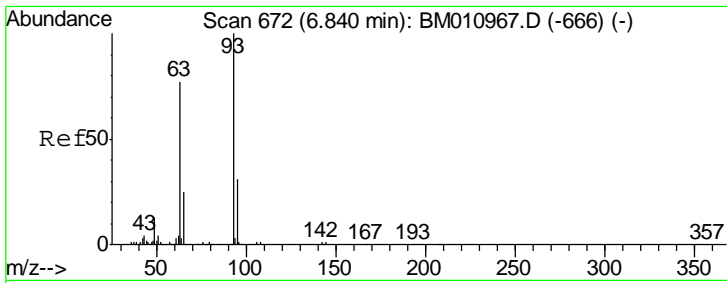
Tgt Ion	Resp	Lower	Upper
77	100		
105	74.0	78.8	118.8#
106	66.1	73.7	113.7#



#10
Phenol
Concen: 43.17 ng
RT: 6.50 min Scan# 631
Delta R.T. -0.02 min
Lab File: BM011328.D
Acq: 22 Aug 2017 15:42

Tgt Ion	Resp	Lower	Upper
94	100		
65	40.6	18.8	58.8
66	64.9	39.9	79.9

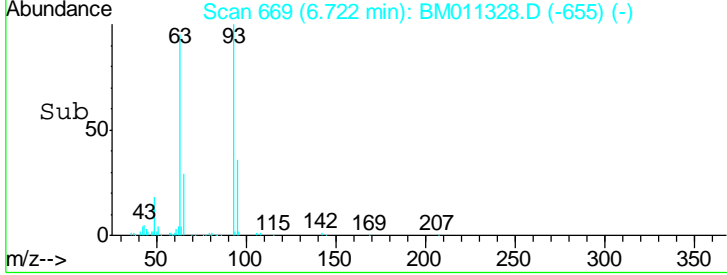
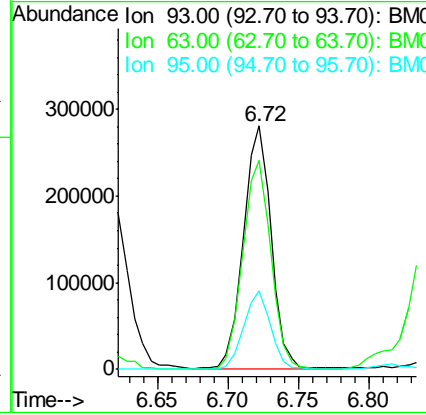
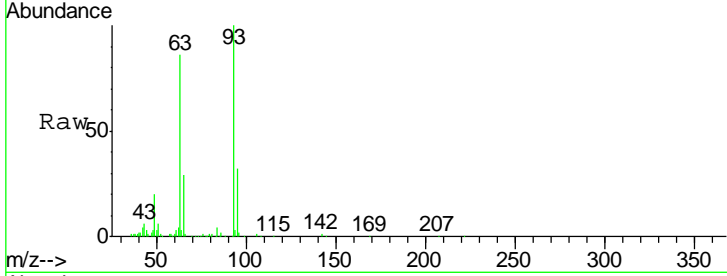




#11
 bis(2-Chloroethyl)ether
 Concen: 42.24 ng
 RT: 6.72 min Scan# 669
 Delta R.T. -0.02 min
 Lab File: BM011328.D
 Acq: 22 Aug 2017 15:42

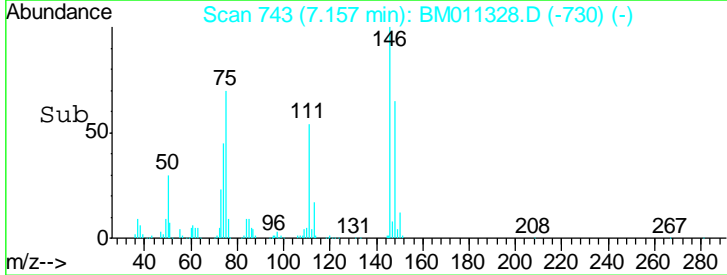
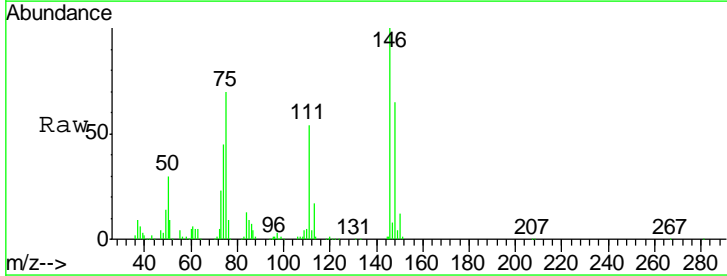
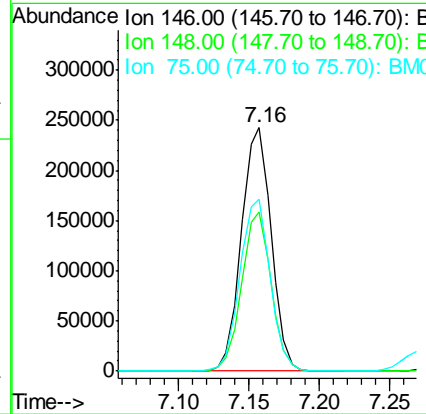
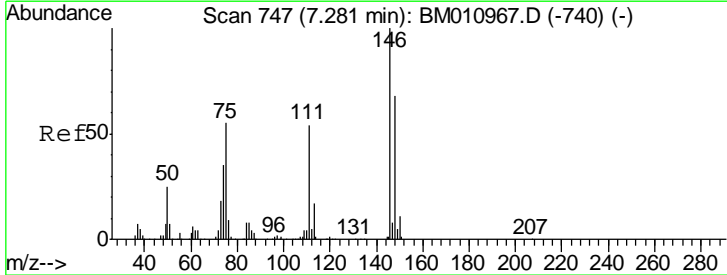
Instrument :
 BNA_M
ClientSampled :
 PB101735BS

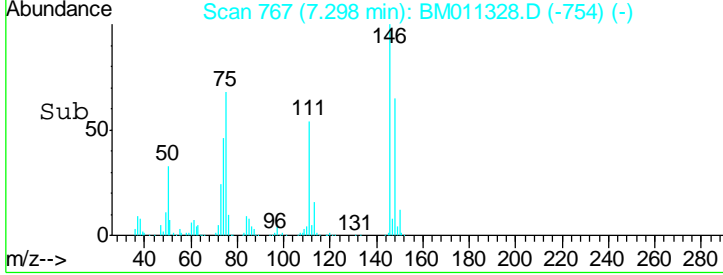
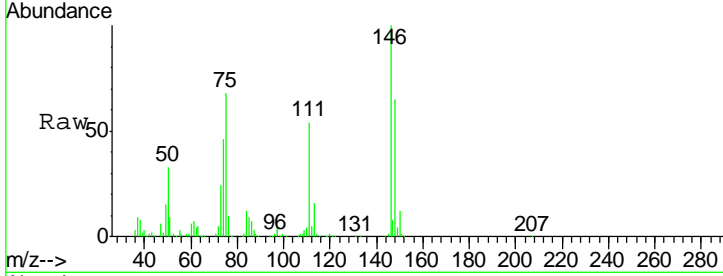
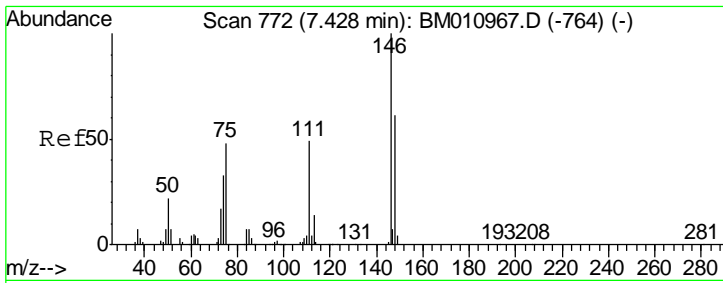
Tgt Ion	Resp	Lower	Upper
93	384489		
63	86.0	49.5	89.5
95	32.0	13.5	53.5



#12
 1,3-Dichlorobenzene
 Concen: 38.17 ng
 RT: 7.16 min Scan# 743
 Delta R.T. -0.02 min
 Lab File: BM011328.D
 Acq: 22 Aug 2017 15:42

Tgt Ion	Resp	Lower	Upper
146	357563		
148	65.1	50.9	76.3
75	70.4	21.4	32.2#

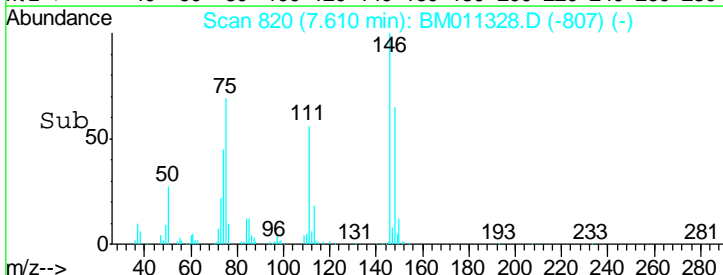
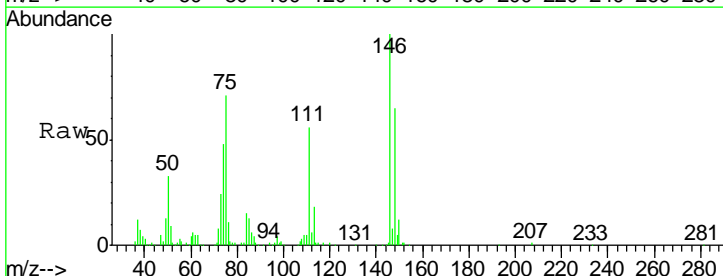
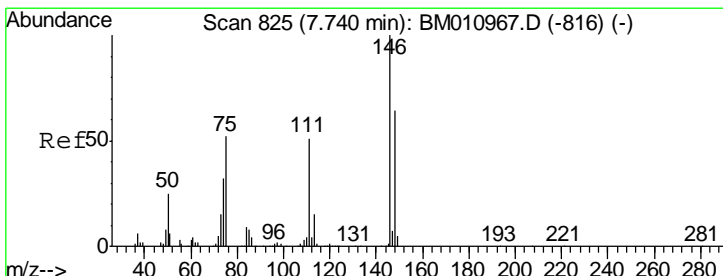
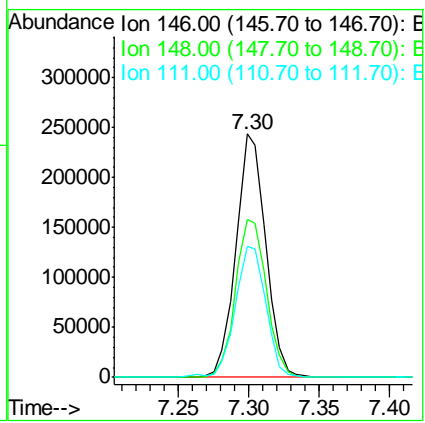




#13
 1,4-Dichlorobenzene
 Concen: 37.29 ng
 RT: 7.30 min Scan# 767
 Delta R.T. -0.02 min
 Lab File: BM011328.D
 Acq: 22 Aug 2017 15:42

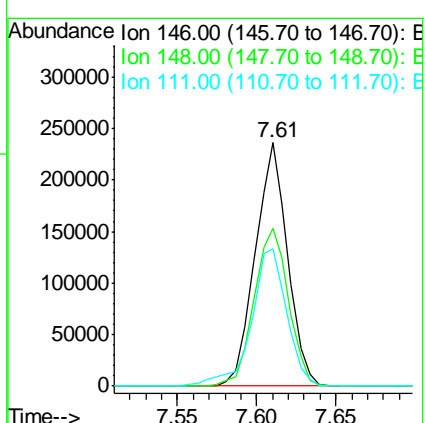
Instrument :
 BNA_M
ClientSampleId :
 PB101735BS

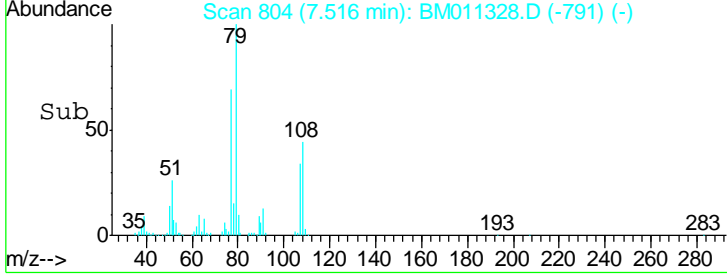
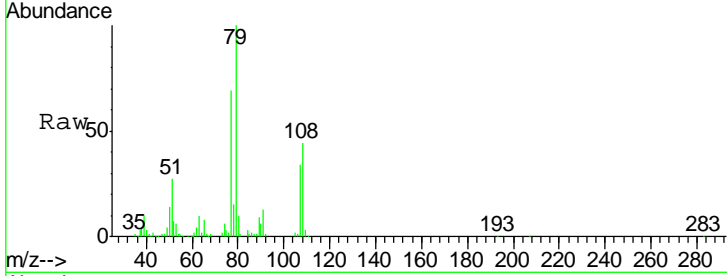
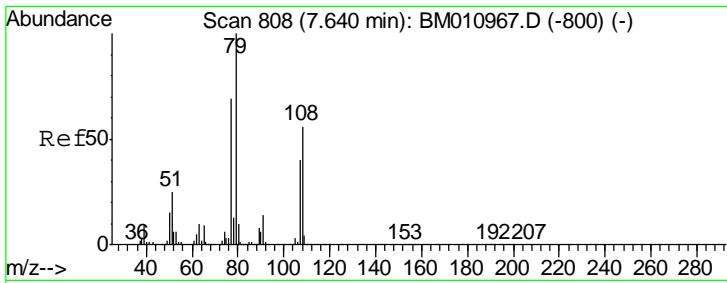
Tgt Ion	Resp	Lower	Upper
146	358052		
148	64.6	51.9	77.9
111	54.0	29.2	43.8#



#14
 1,2-Dichlorobenzene
 Concen: 36.48 ng
 RT: 7.61 min Scan# 820
 Delta R.T. -0.02 min
 Lab File: BM011328.D
 Acq: 22 Aug 2017 15:42

Tgt Ion	Resp	Lower	Upper
146	334895		
148	64.8	52.3	78.5
111	56.2	30.6	45.8#



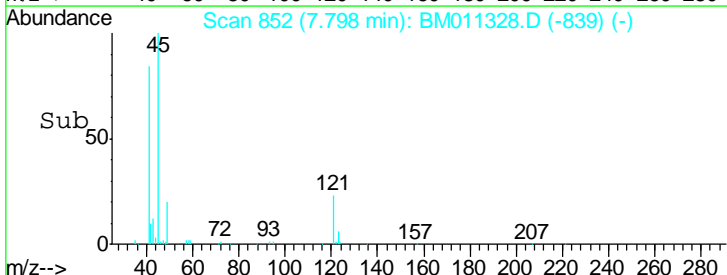
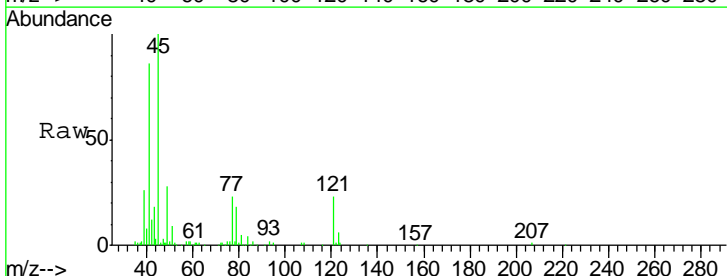
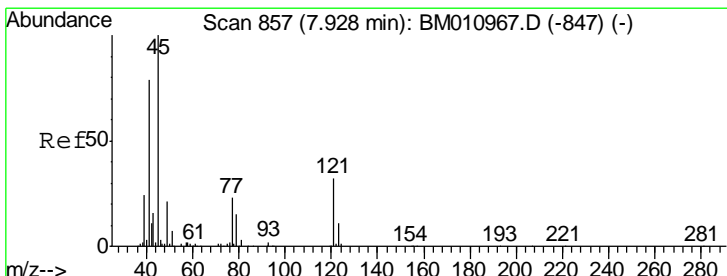
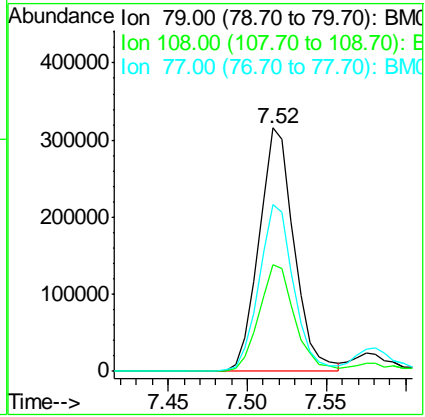


#15
Benzyl Alcohol
Concen: 47.30 ng
RT: 7.52 min Scan# 804
Delta R.T. -0.02 min
Lab File: BM011328.D
Acq: 22 Aug 2017 15:42

Instrument :
BNA_M
ClientSampled :
PB101735BS

Tgt Ion: 79 Resp: 488115

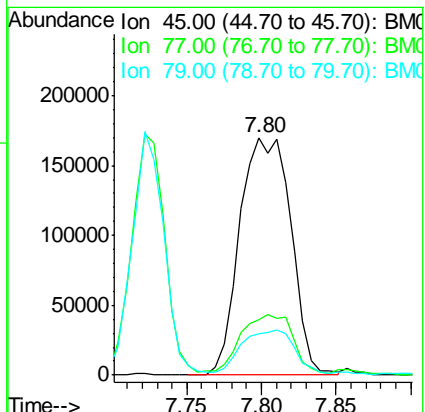
Ion	Ratio	Lower	Upper
79	100		
108	43.6	65.0	97.4#
77	68.7	53.0	79.6

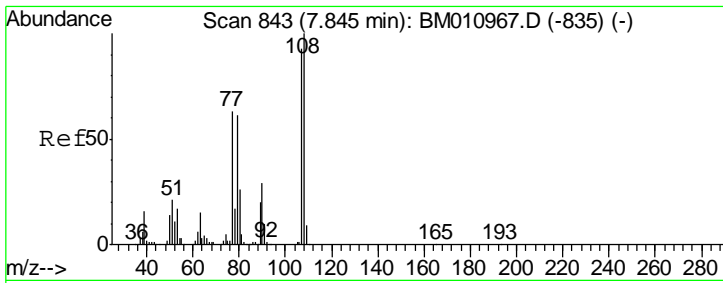


#16
2,2'-oxybis(1-Chloropropane)
Concen: 49.33 ng
RT: 7.80 min Scan# 852
Delta R.T. -0.02 min
Lab File: BM011328.D
Acq: 22 Aug 2017 15:42

Tgt Ion: 45 Resp: 404125

Ion	Ratio	Lower	Upper
45	100		
77	23.4	0.0	35.2
79	17.6	0.0	32.0

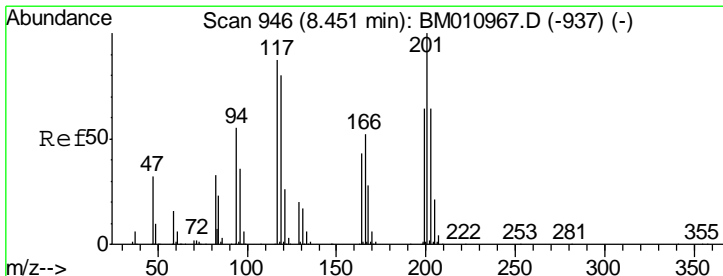
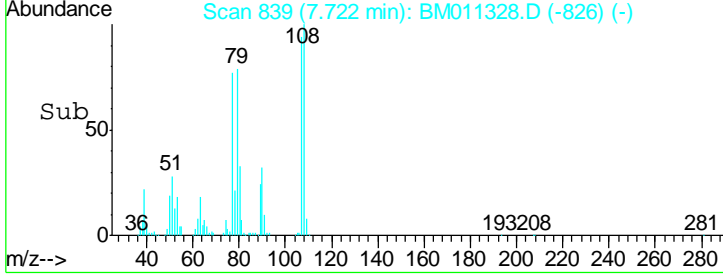
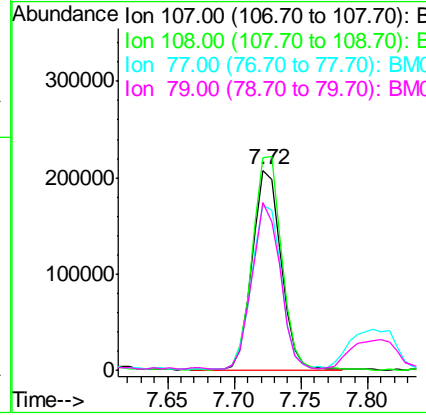
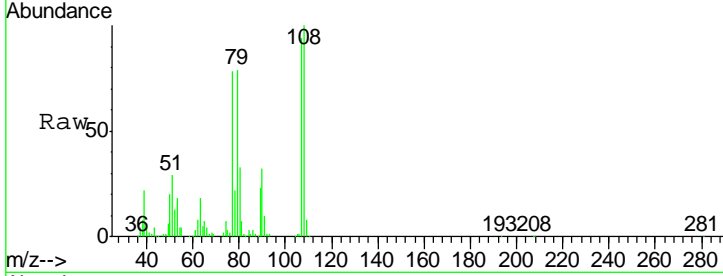




#17
 2-Methylphenol
 Concen: 41.54 ng
 RT: 7.72 min Scan# 839
 Delta R.T. -0.02 min
 Lab File: BM011328.D
 Acq: 22 Aug 2017 15:42

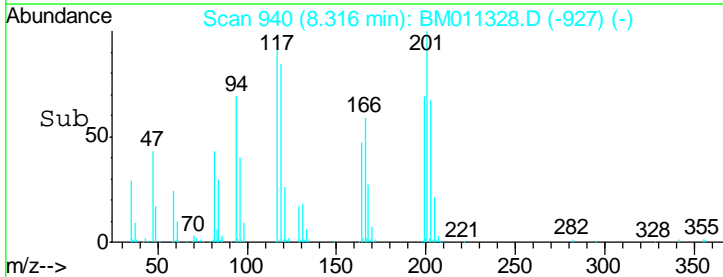
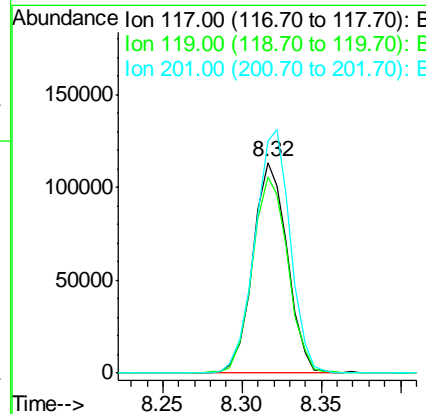
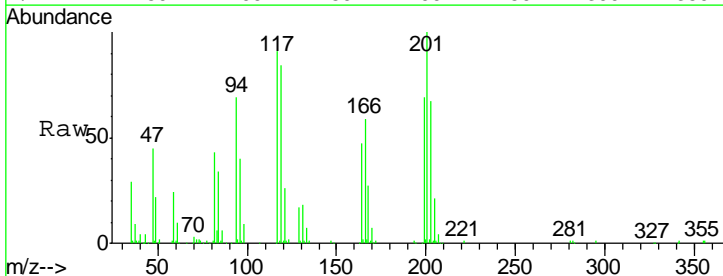
Instrument :
 BNA_M
ClientSampled :
 PB101735BS

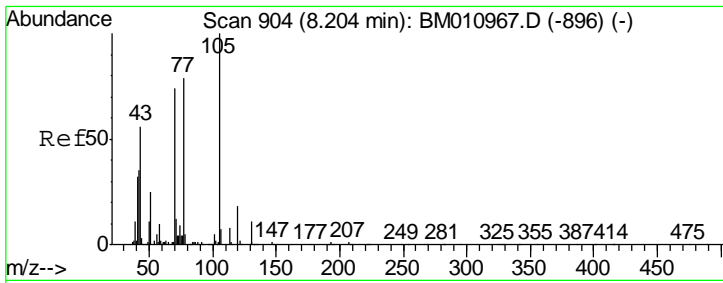
Tgt Ion	Resp	Lower	Upper
107	100		
108	106.5	89.8	134.8
77	83.0	32.6	48.8#
79	84.0	32.8	49.2#



#18
 Hexachloroethane
 Concen: 40.82 ng
 RT: 8.32 min Scan# 940
 Delta R.T. -0.02 min
 Lab File: BM011328.D
 Acq: 22 Aug 2017 15:42

Tgt Ion	Resp	Lower	Upper
117	100		
119	92.8	79.2	118.8
201	110.1	69.8	104.6#

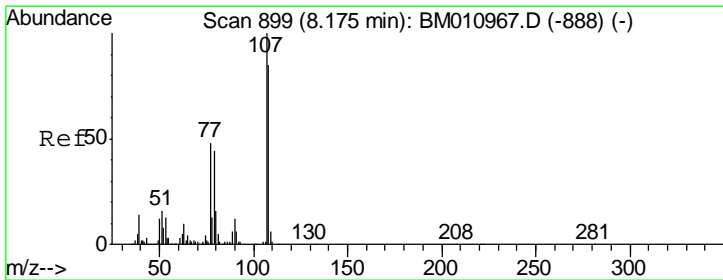
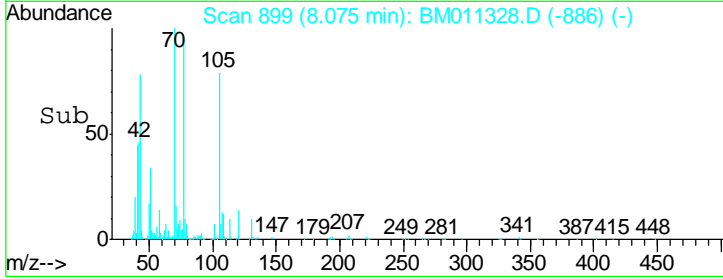
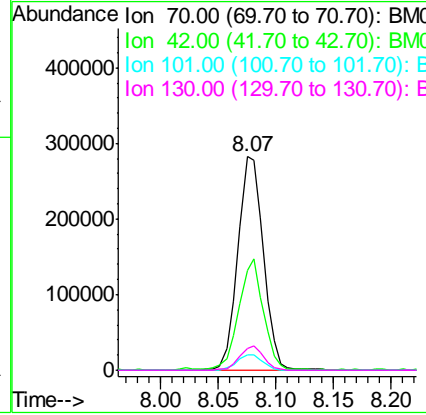
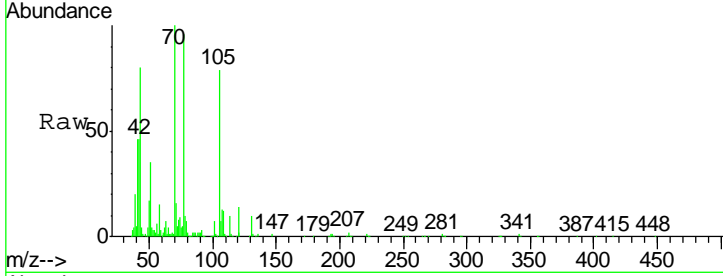




#19
 n-Nitroso-di-n-propylamine
 Concen: 47.51 ng
 RT: 8.07 min Scan# 899
 Delta R.T. -0.02 min
 Lab File: BM011328.D
 Acq: 22 Aug 2017 15:42

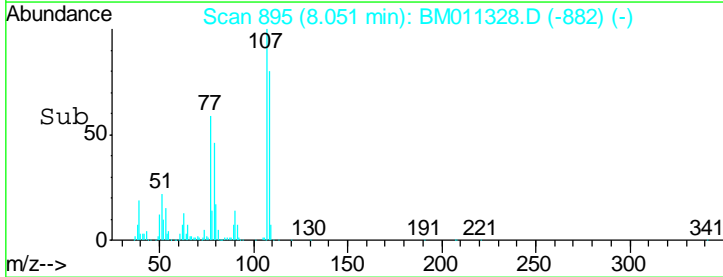
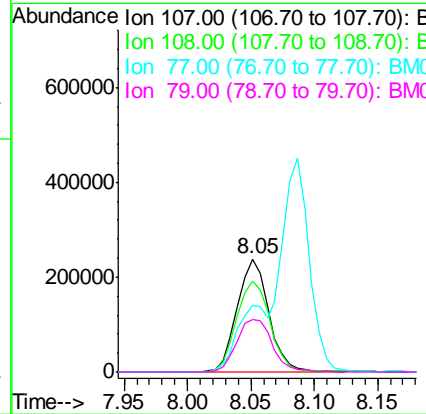
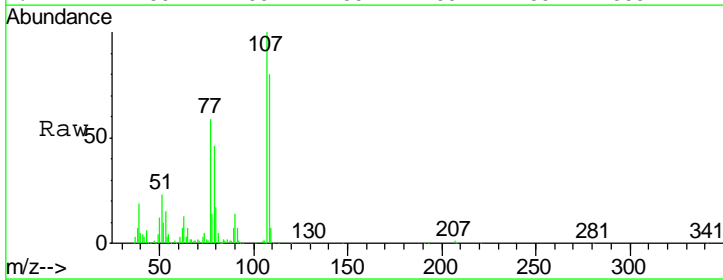
Instrument :
 BNA_M
ClientSampled :
 PB101735BS

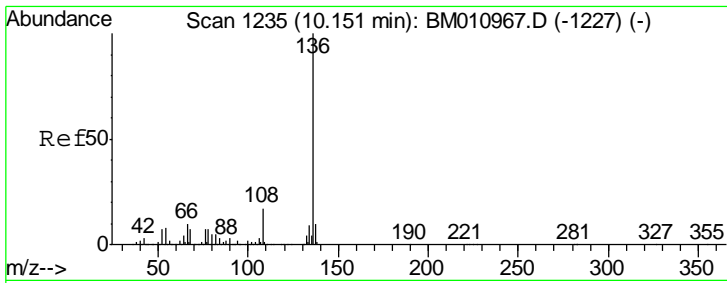
Tgt Ion	Resp	Lower	Upper
70	100		
42	46.5	44.5	66.7
101	6.9	7.4	11.2#
130	10.3	15.3	22.9#



#20
 3+4-Methylphenols
 Concen: 39.80 ng
 RT: 8.05 min Scan# 895
 Delta R.T. -0.02 min
 Lab File: BM011328.D
 Acq: 22 Aug 2017 15:42

Tgt Ion	Resp	Lower	Upper
107	100		
108	80.1	73.2	113.2
77	59.0	10.7	50.7#
79	46.5	9.6	49.6

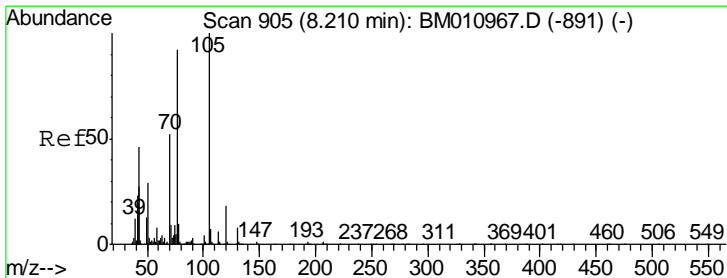
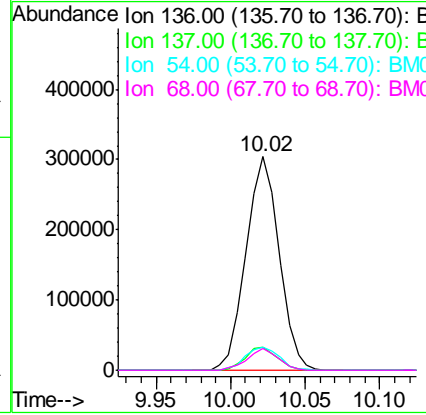
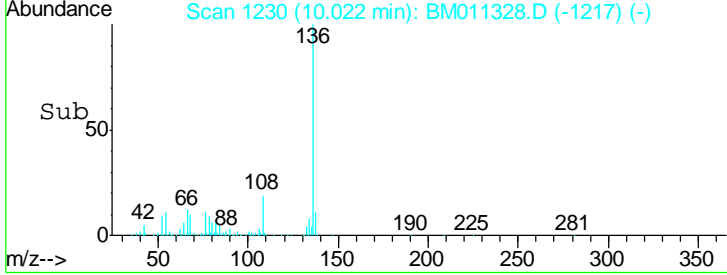
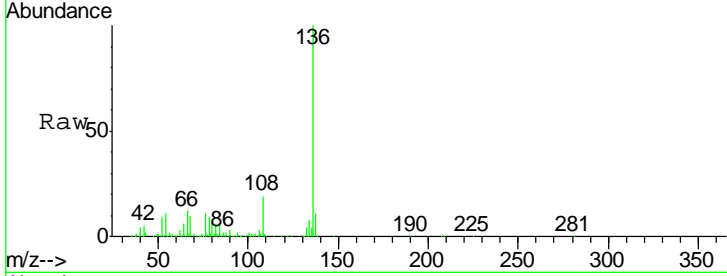




#21
 Naphthalene-d8
 Concen: 20.00 ng
 RT: 10.02 min Scan# 1230
 Delta R.T. -0.02 min
 Lab File: BM011328.D
 Acq: 22 Aug 2017 15:42

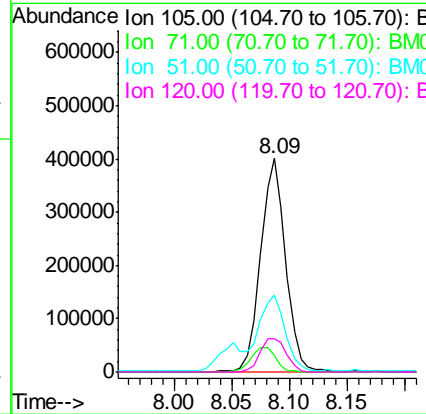
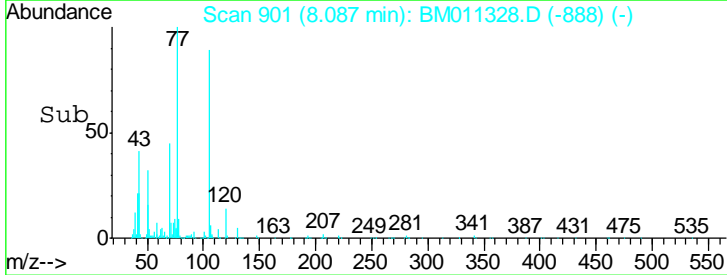
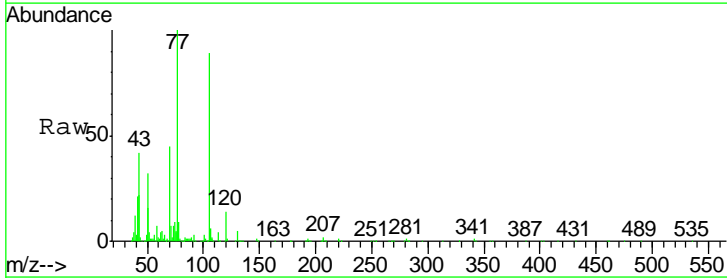
Instrument :
 BNA_M
 ClientSampled :
 PB101735BS

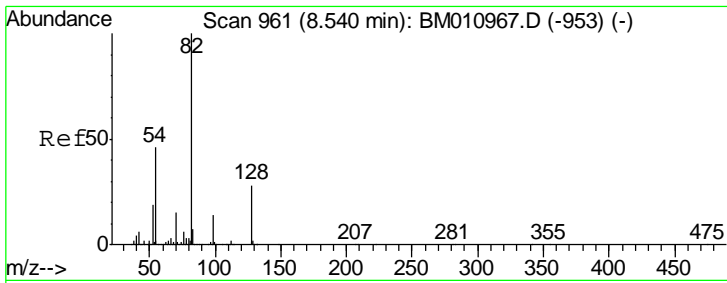
Tgt Ion	Resp	Lower	Upper
136	100		
137	11.1	8.7	13.1
54	10.7	4.6	6.8#
68	10.1	3.7	5.5#



#22
 Acetophenone
 Concen: 43.18 ng
 RT: 8.09 min Scan# 901
 Delta R.T. -0.02 min
 Lab File: BM011328.D
 Acq: 22 Aug 2017 15:42

Tgt Ion	Resp	Lower	Upper
105	100		
71	7.6	0.6	1.0#
51	35.8	21.6	32.4#
120	15.6	16.1	24.1#

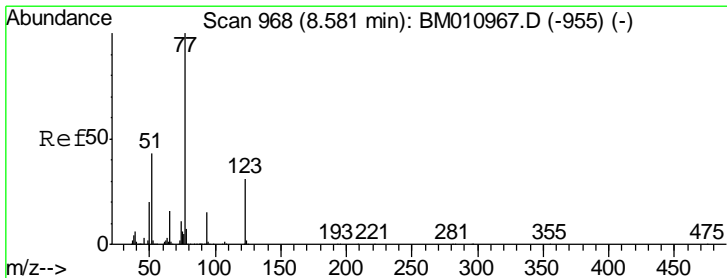
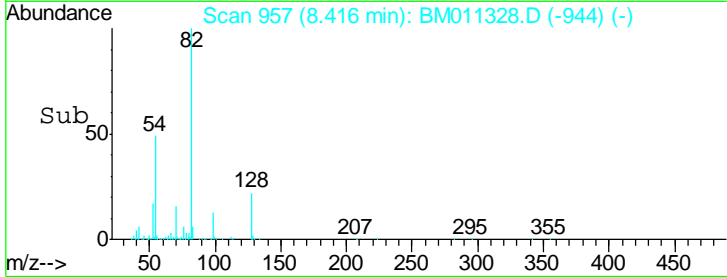
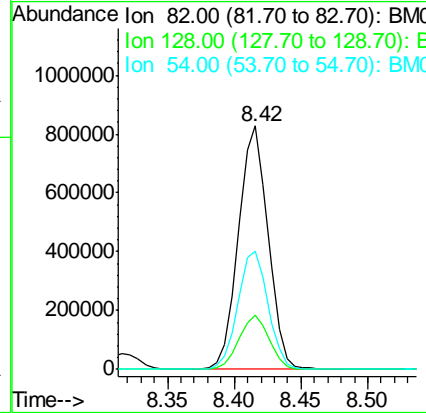
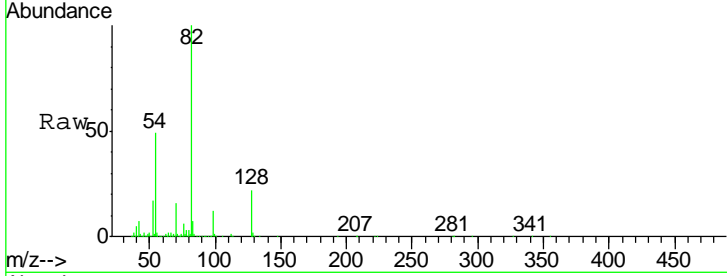




#23
 Nitrobenzene-d5
 Concen: 102.43 ng
 RT: 8.42 min Scan# 957
 Delta R.T. -0.02 min
 Lab File: BM011328.D
 Acq: 22 Aug 2017 15:42

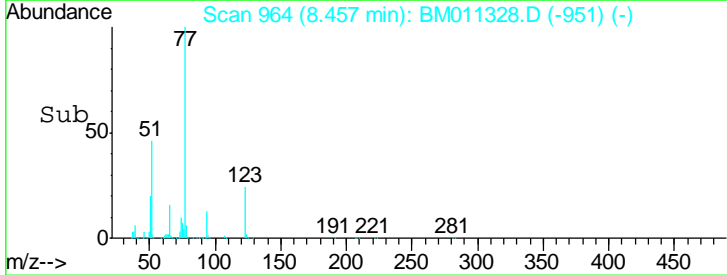
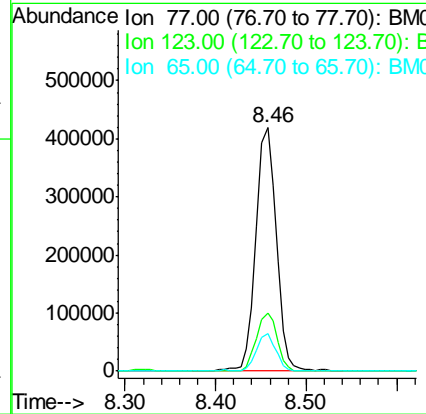
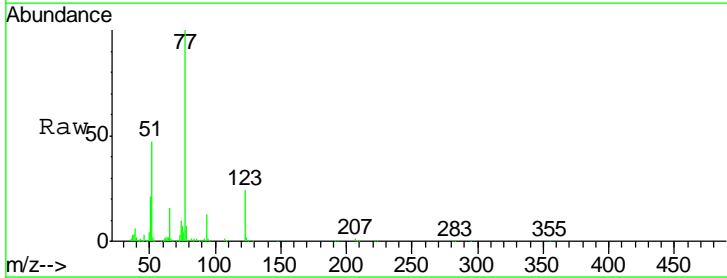
Instrument :
 BNA_M
 ClientSampleID :
 PB101735BS

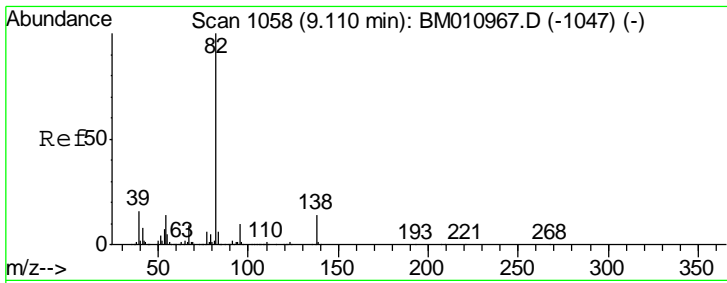
Tgt Ion	Resp	Lower	Upper
82	1278724		
128	22.2	32.8	49.2#
54	48.5	40.6	60.8



#24
 Nitrobenzene
 Concen: 50.61 ng
 RT: 8.46 min Scan# 964
 Delta R.T. -0.02 min
 Lab File: BM011328.D
 Acq: 22 Aug 2017 15:42

Tgt Ion	Resp	Lower	Upper
77	654621		
123	24.0	32.6	49.0#
65	15.5	10.9	16.3



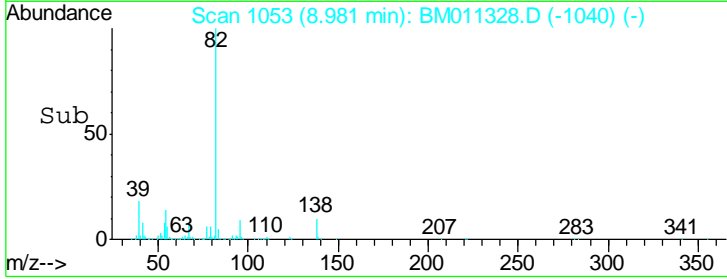
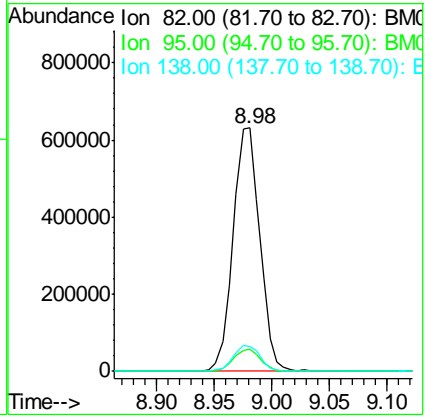
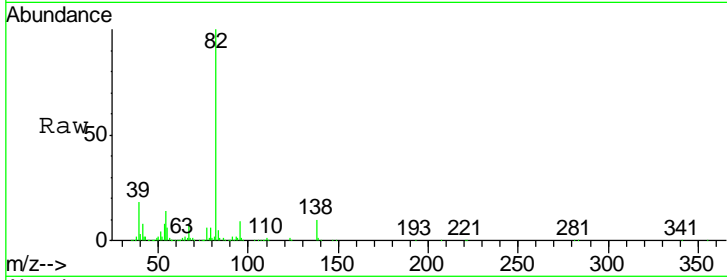


#25
 Isophorone
 Concen: 48.62 ng
 RT: 8.98 min Scan# 1053
 Delta R.T. -0.02 min
 Lab File: BM011328.D
 Acq: 22 Aug 2017 15:42

Instrument :
 BNA_M
ClientSampled :
 PB101735BS

Tgt Ion: 82 Resp: 1011943

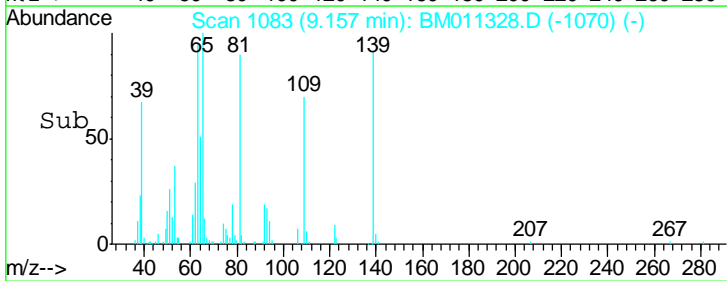
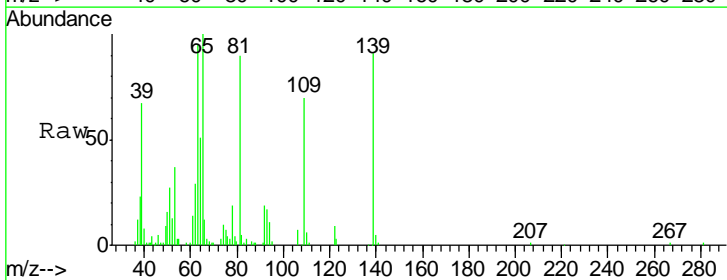
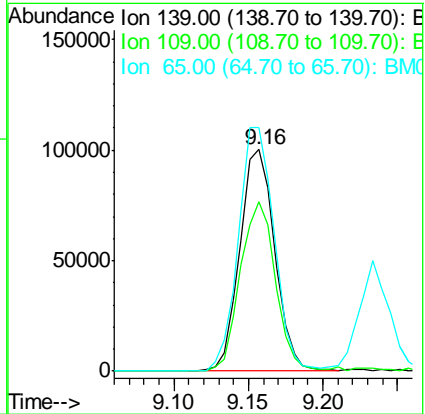
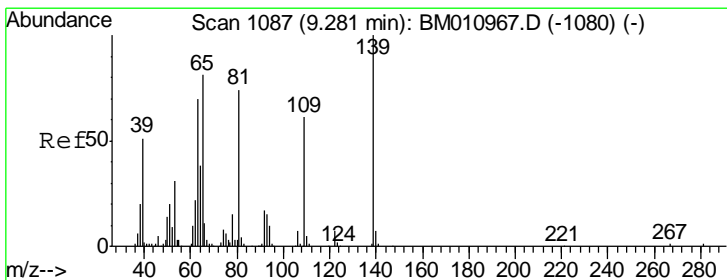
Ion	Ratio	Lower	Upper
82	100		
95	8.8	5.8	8.6#
138	10.3	16.3	24.5#

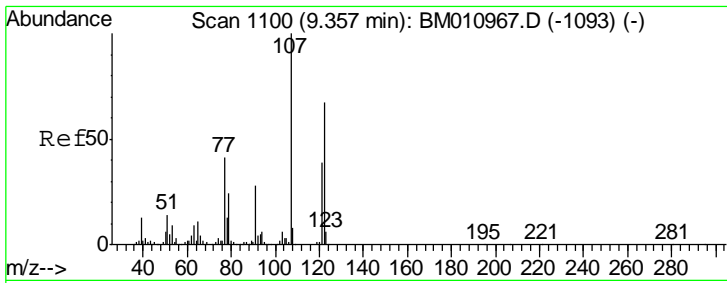


#26
 2-Nitrophenol
 Concen: 39.65 ng
 RT: 9.16 min Scan# 1083
 Delta R.T. -0.02 min
 Lab File: BM011328.D
 Acq: 22 Aug 2017 15:42

Tgt Ion: 139 Resp: 163195

Ion	Ratio	Lower	Upper
139	100		
109	76.4	20.1	30.1#
65	109.8	31.5	47.3#

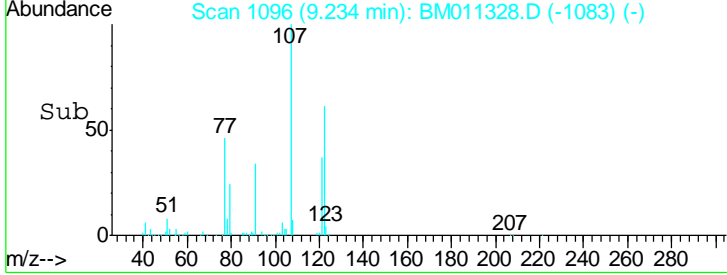
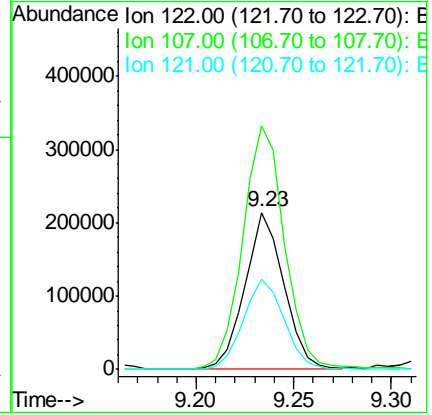
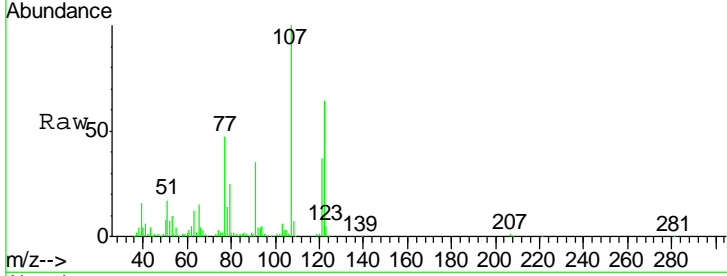




#27
 2,4-Dimethylphenol
 Concen: 40.93 ng
 RT: 9.23 min Scan# 1096
 Delta R.T. -0.02 min
 Lab File: BM011328.D
 Acq: 22 Aug 2017 15:42

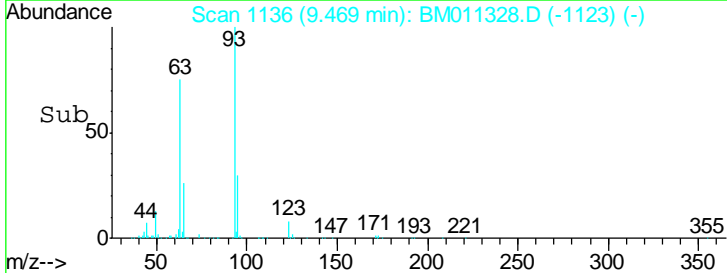
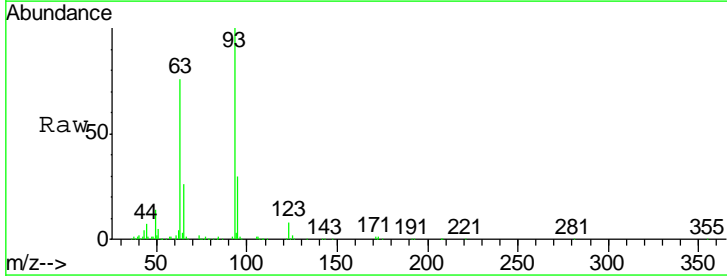
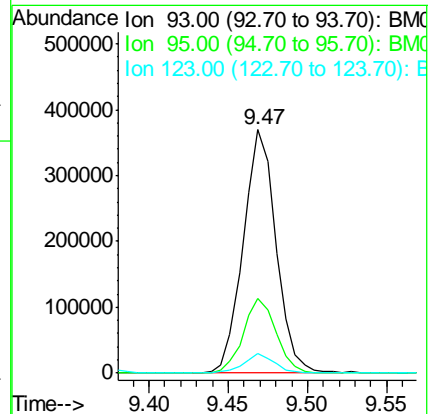
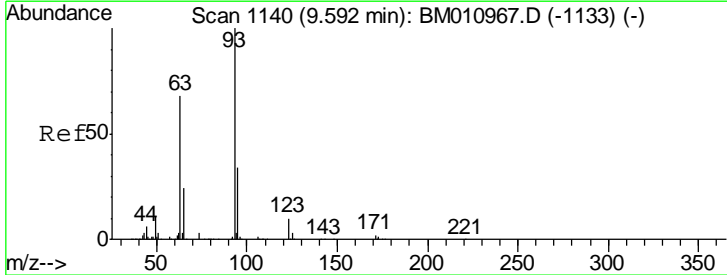
Instrument :
 BNA_M
ClientSampled :
 PB101735BS

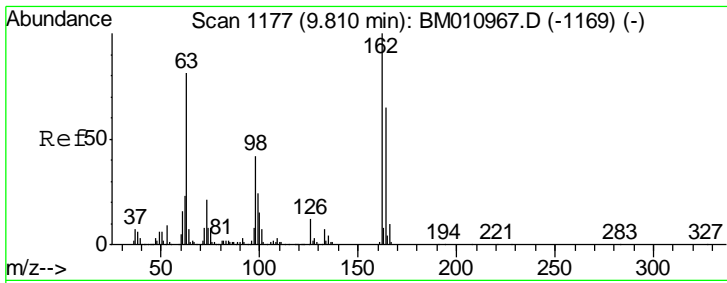
Tgt Ion	Resp	Lower	Upper
122	100		
107	155.5	84.7	127.1#
121	57.4	46.6	69.8



#28
 bis(2-Chloroethoxy)methane
 Concen: 45.69 ng
 RT: 9.47 min Scan# 1136
 Delta R.T. -0.02 min
 Lab File: BM011328.D
 Acq: 22 Aug 2017 15:42

Tgt Ion	Resp	Lower	Upper
93	100		
95	30.5	25.5	38.3
123	8.1	8.6	13.0#

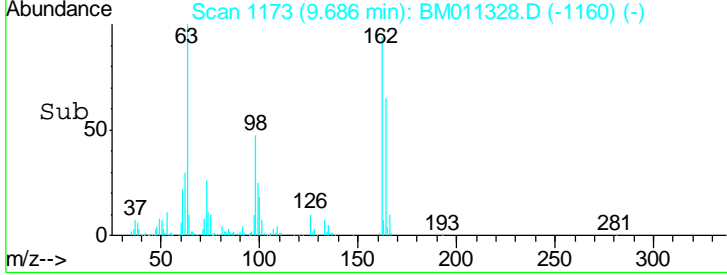
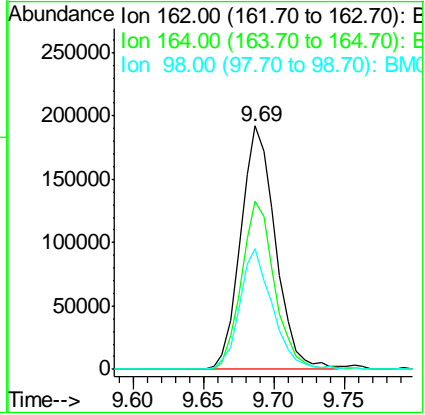
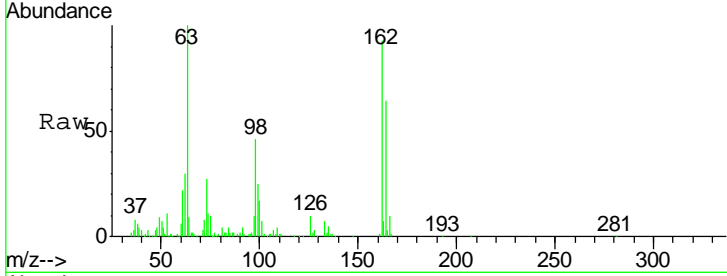




#29
 2,4-Dichlorophenol
 Concen: 40.58 ng
 RT: 9.69 min Scan# 1173
 Delta R.T. -0.02 min
 Lab File: BM011328.D
 Acq: 22 Aug 2017 15:42

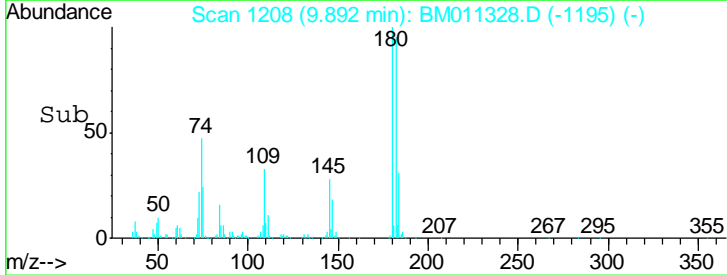
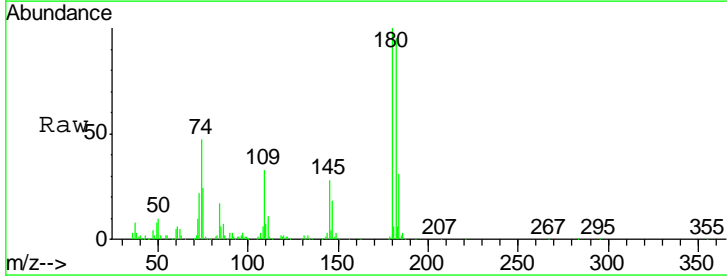
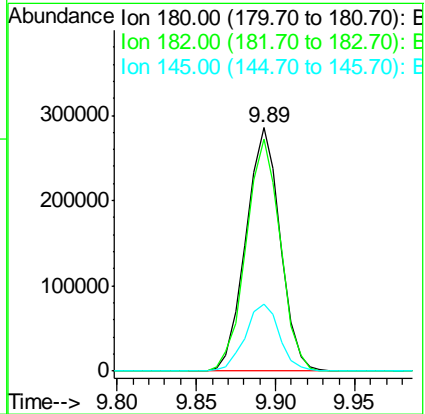
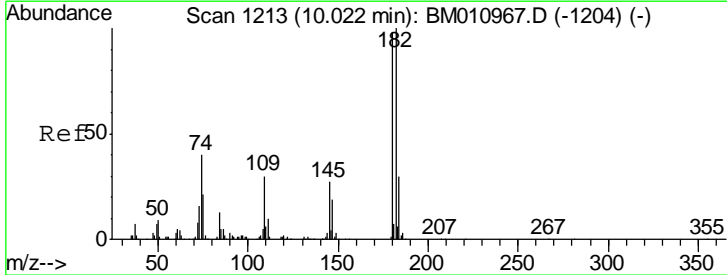
Instrument :
 BNA_M
ClientSampleId :
 PB101735BS

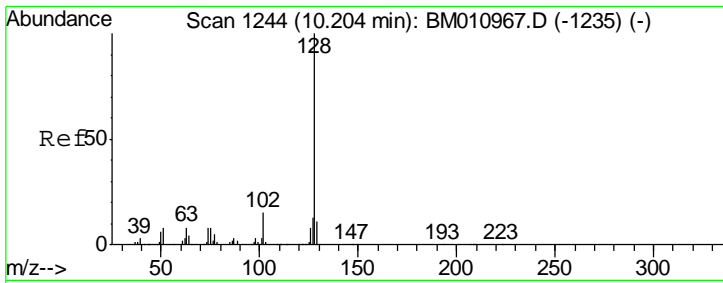
Tgt Ion	Resp	Lower	Upper
162	100		
164	69.0	42.8	82.8
98	49.8	14.5	54.5



#30
 1,2,4-Trichlorobenzene
 Concen: 42.65 ng
 RT: 9.89 min Scan# 1208
 Delta R.T. -0.02 min
 Lab File: BM011328.D
 Acq: 22 Aug 2017 15:42

Tgt Ion	Resp	Lower	Upper
180	100		
182	95.1	77.6	116.4
145	27.7	23.4	35.2

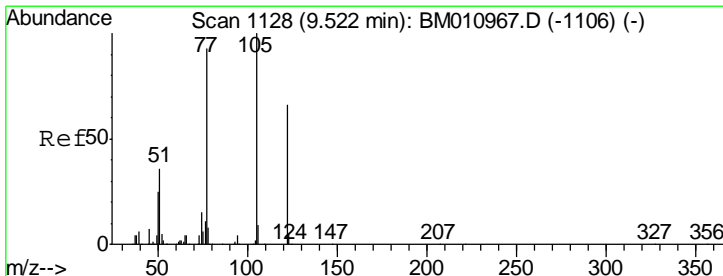
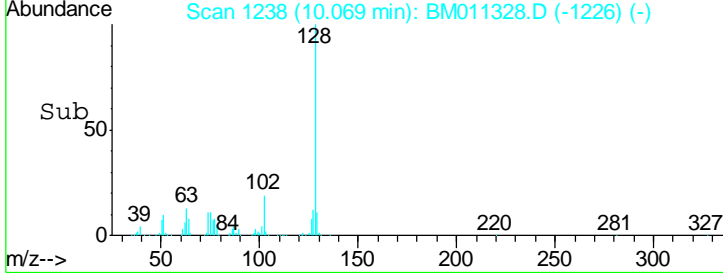
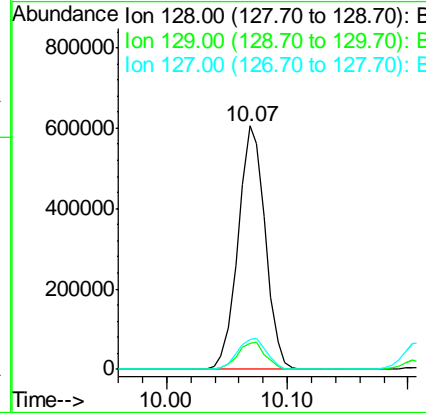
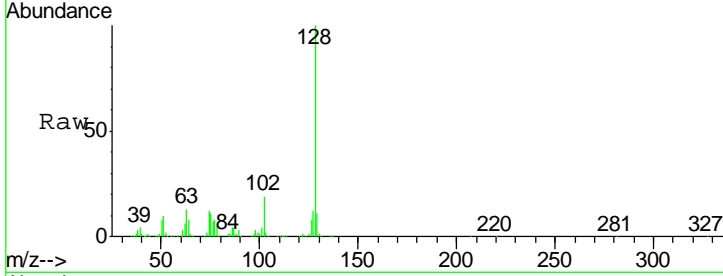




#31
 Naphthalene
 Concen: 40.13 ng
 RT: 10.07 min Scan# 1238
 Delta R.T. -0.03 min
 Lab File: BM011328.D
 Acq: 22 Aug 2017 15:42

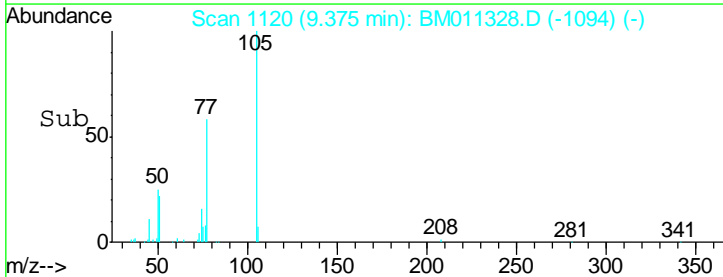
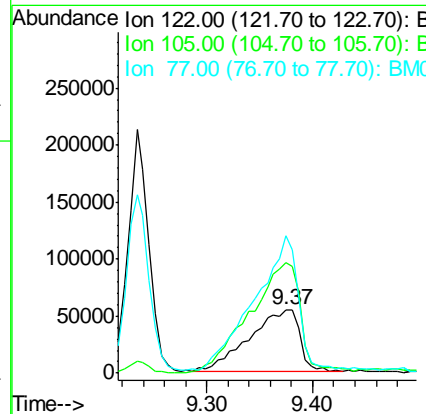
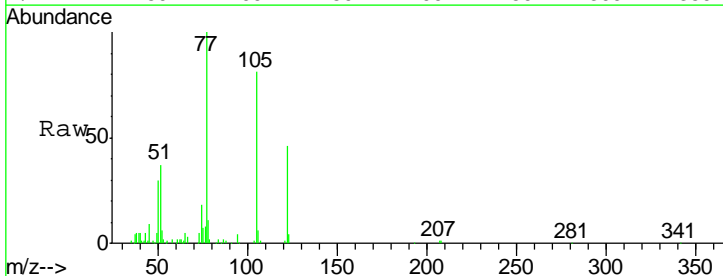
Instrument :
 BNA_M
 ClientSampleId :
 PB101735BS

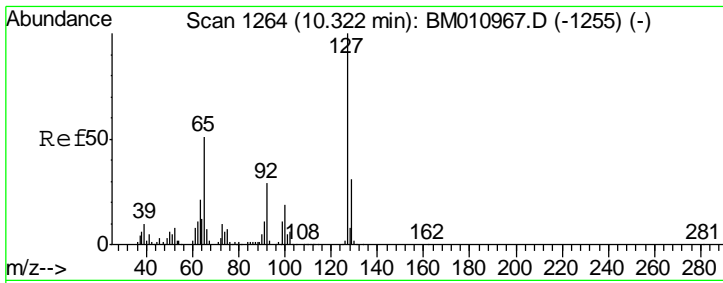
Tgt Ion	Resp	Lower	Upper
128	945963		
129	10.6	8.9	13.3
127	12.5	10.4	15.6



#32
 Benzoic acid
 Concen: 31.32 ng
 RT: 9.37 min Scan# 1120
 Delta R.T. -0.05 min
 Lab File: BM011328.D
 Acq: 22 Aug 2017 15:42

Tgt Ion	Resp	Lower	Upper
122	182427		
105	174.2	99.9	139.9#
77	215.4	73.7	113.7#

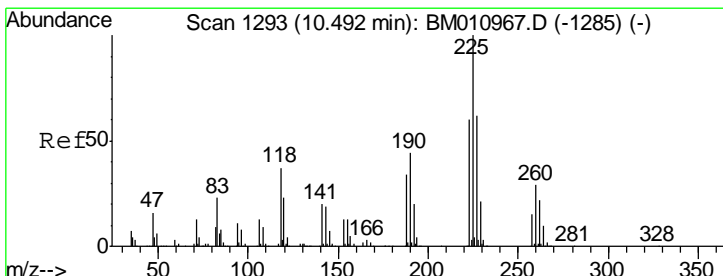
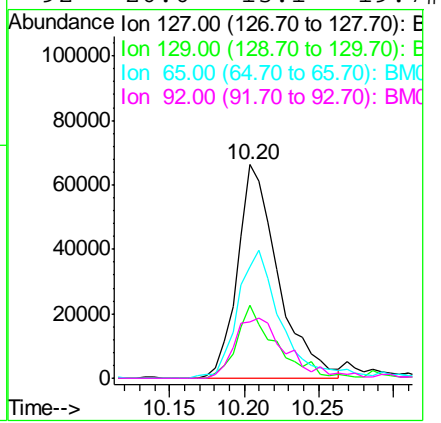
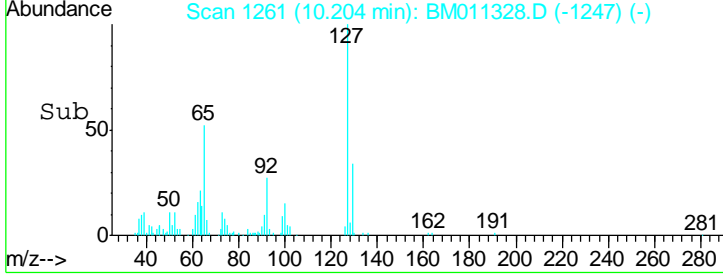
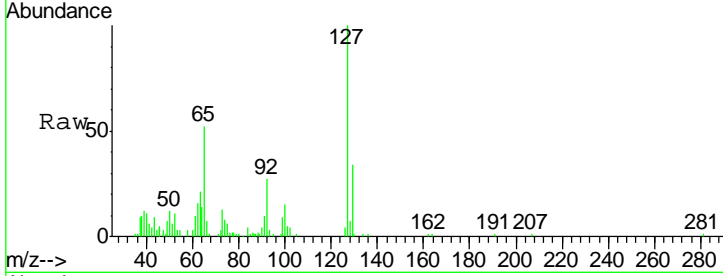




#33
 4-Chloroaniline
 Concen: 13.39 ng
 RT: 10.20 min Scan# 1261
 Delta R.T. -0.02 min
 Lab File: BM011328.D
 Acq: 22 Aug 2017 15:42

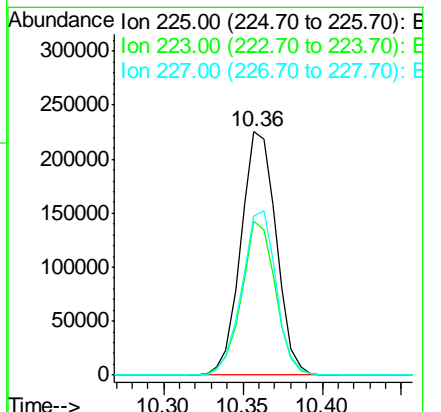
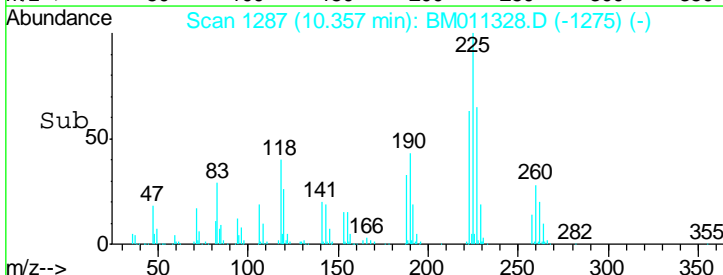
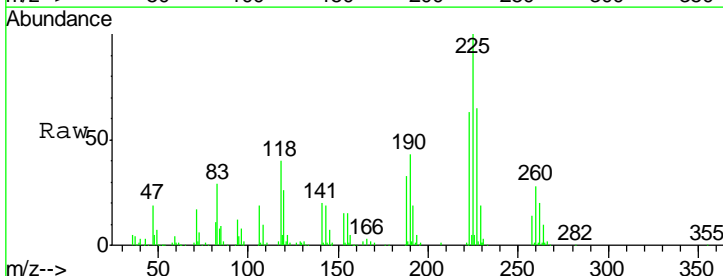
Instrument :
 BNA_M
 ClientSampleId :
 PB101735BS

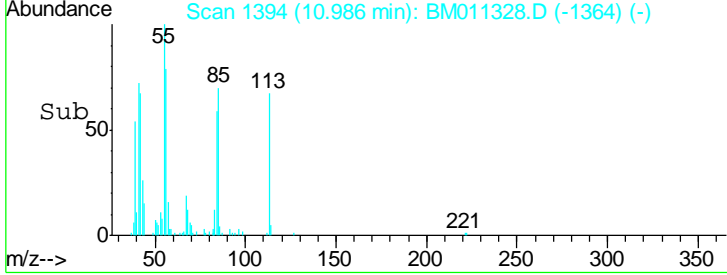
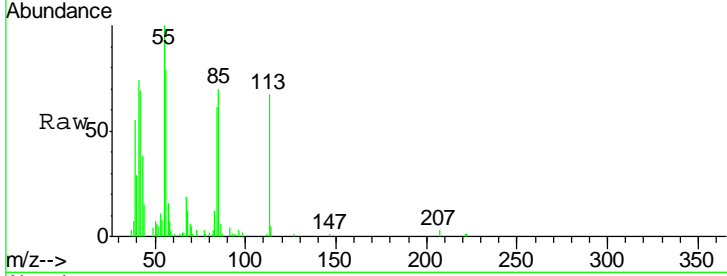
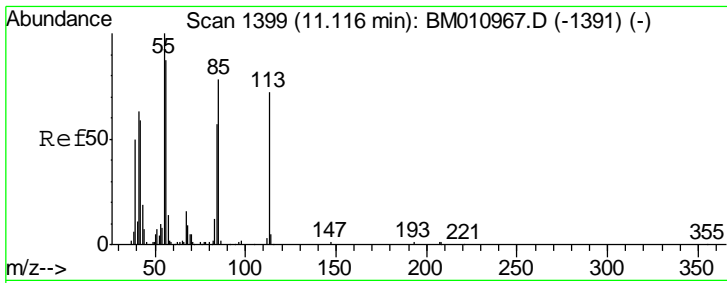
Tgt Ion	Resp	Lower	Upper
127	100		
129	34.1	25.3	37.9
65	52.3	17.6	26.4#
92	26.6	13.1	19.7#



#34
 Hexachlorobutadiene
 Concen: 43.84 ng
 RT: 10.36 min Scan# 1287
 Delta R.T. -0.03 min
 Lab File: BM011328.D
 Acq: 22 Aug 2017 15:42

Tgt Ion	Resp	Lower	Upper
225	100		
223	63.0	47.9	71.9
227	65.1	50.1	75.1

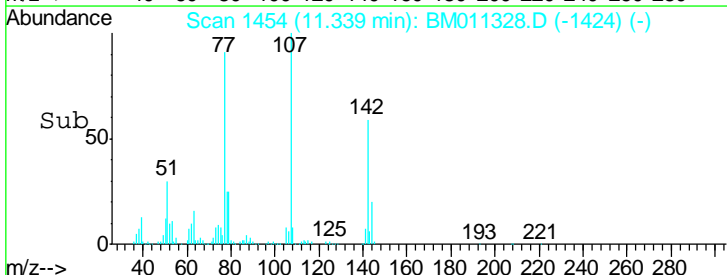
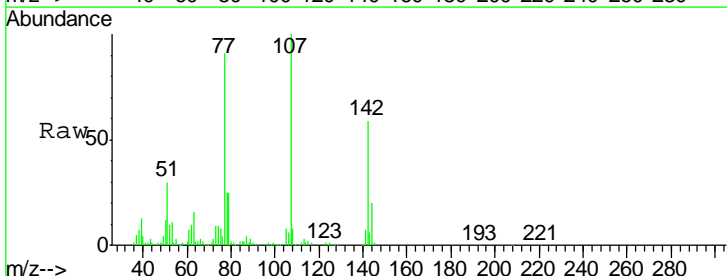
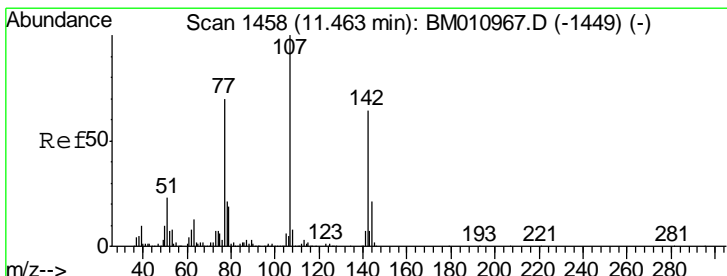
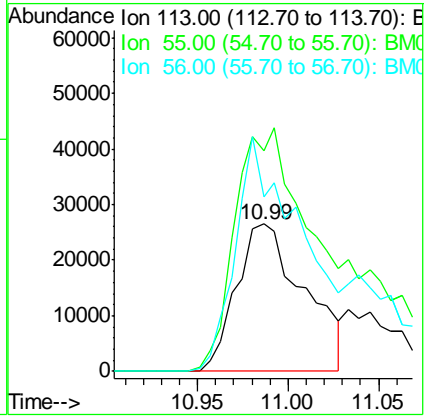




#35
 Caprolactam
 Concen: 29.91 ng
 RT: 10.99 min Scan# 1394
 Delta R.T. -0.02 min
 Lab File: BM011328.D
 Acq: 22 Aug 2017 15:42

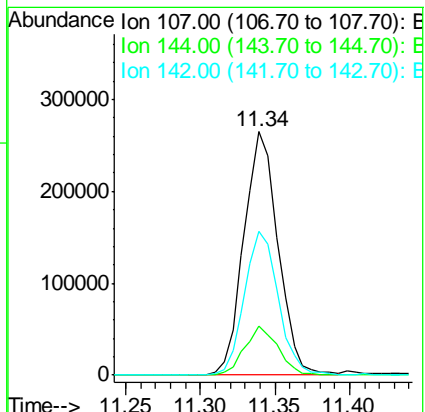
Instrument :
 BNA_M
 ClientSampleId :
 PB101735BS

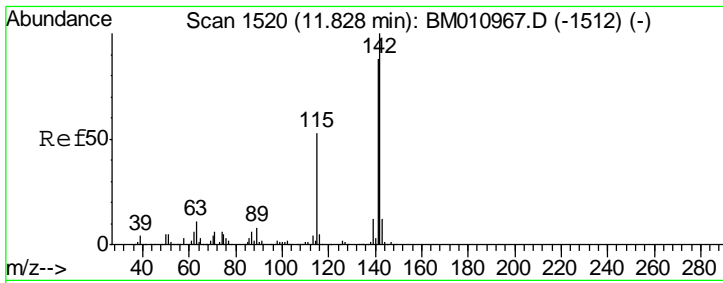
Tgt Ion	Resp	Lower	Upper
113	69051		
113	100		
55	150.2	145.9	185.9
56	118.9	101.0	141.0



#36
 4-Chloro-3-methylphenol
 Concen: 39.95 ng
 RT: 11.34 min Scan# 1454
 Delta R.T. -0.02 min
 Lab File: BM011328.D
 Acq: 22 Aug 2017 15:42

Tgt Ion	Resp	Lower	Upper
107	419959		
107	100		
144	19.9	23.3	34.9#
142	59.2	72.6	109.0#

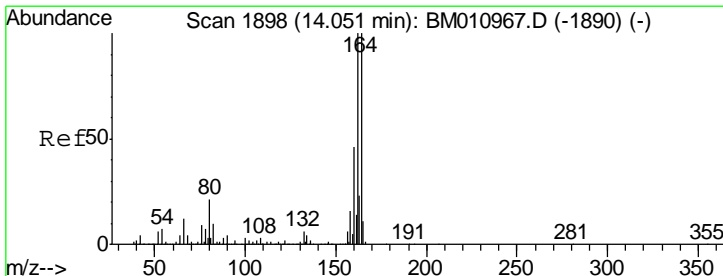
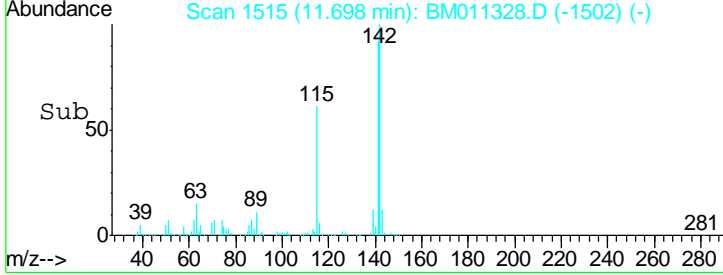
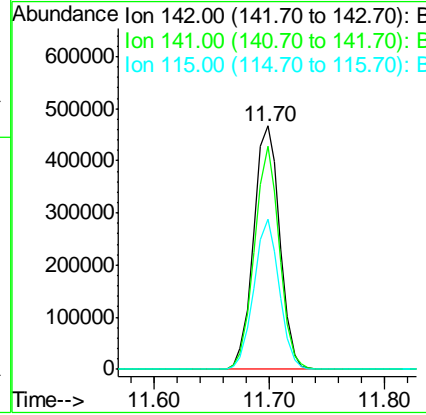
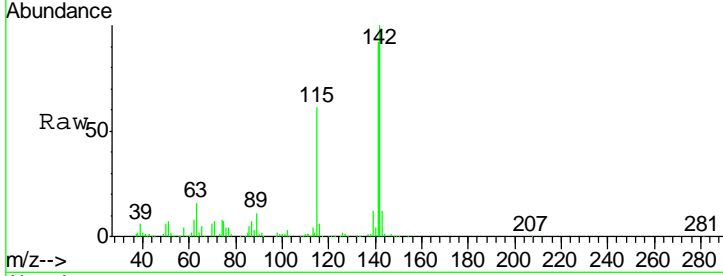




#37
 2-Methylnaphthalene
 Concen: 42.68 ng
 RT: 11.70 min Scan# 1515
 Delta R.T. -0.02 min
 Lab File: BM011328.D
 Acq: 22 Aug 2017 15:42

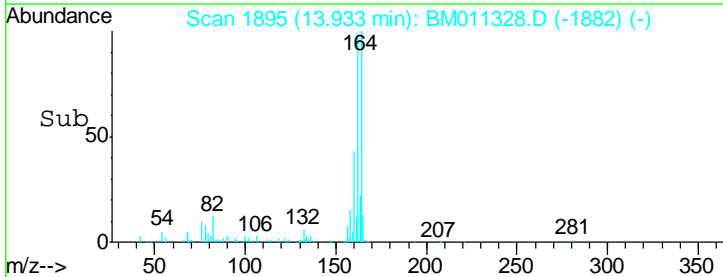
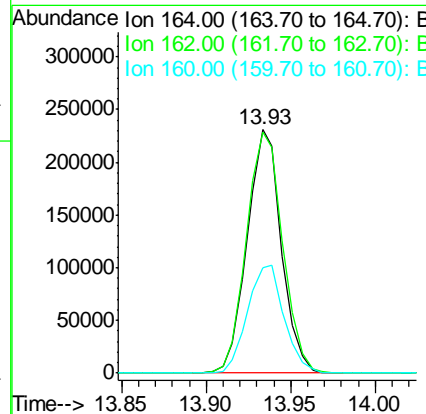
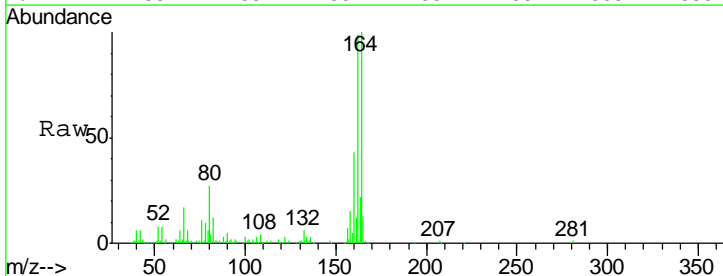
Instrument :
 BNA_M
 ClientSampled :
 PB101735BS

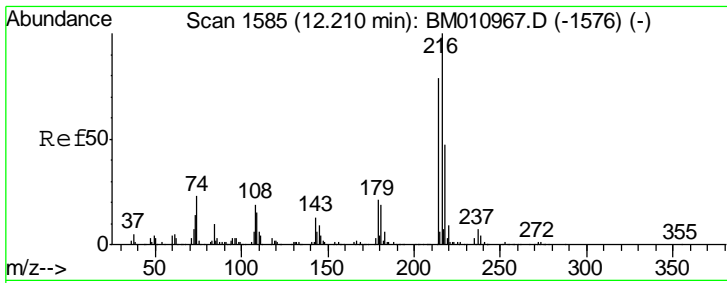
Tgt Ion	Resp	Lower	Upper
142	738996		
141	91.7	71.9	107.9
115	61.4	25.4	38.0



#38
 Acenaphthene-d10
 Concen: 20.00 ng
 RT: 13.93 min Scan# 1895
 Delta R.T. -0.02 min
 Lab File: BM011328.D
 Acq: 22 Aug 2017 15:42

Tgt Ion	Resp	Lower	Upper
164	324046		
162	98.9	82.4	123.6
160	43.4	35.8	53.6

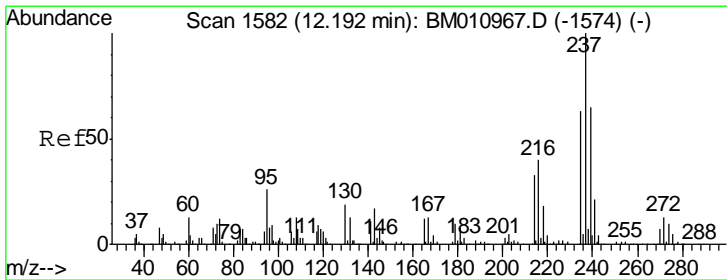
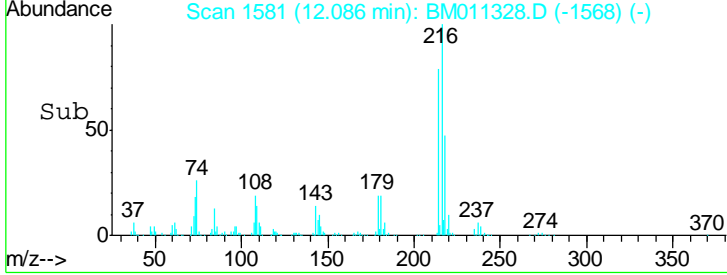
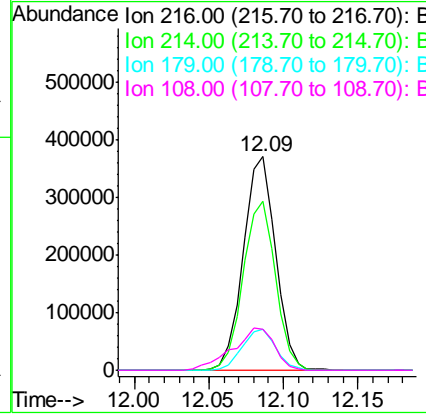
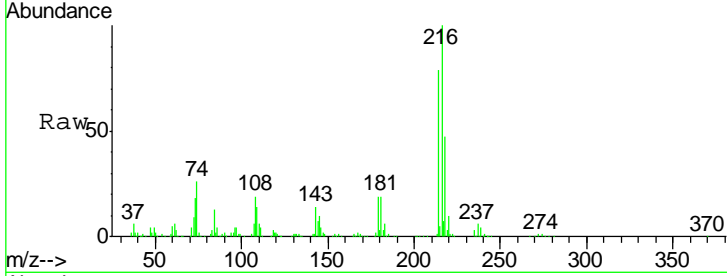




#39
 1,2,4,5-Tetrachlorobenzene
 Concen: 40.01 ng
 RT: 12.09 min Scan# 1581
 Delta R.T. -0.02 min
 Lab File: BM011328.D
 Acq: 22 Aug 2017 15:42

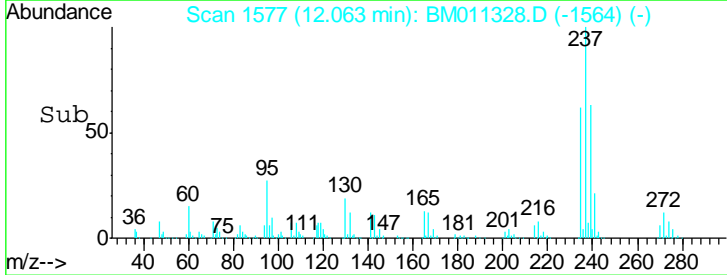
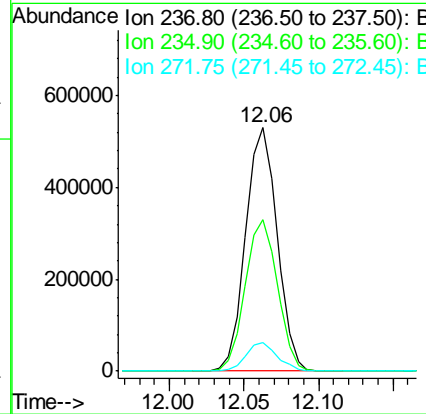
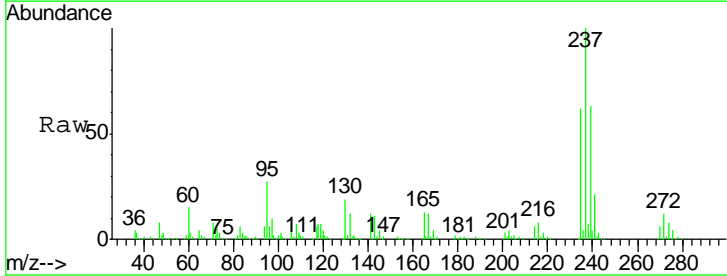
Instrument :
 BNA_M
 ClientSampleID :
 PB101735BS

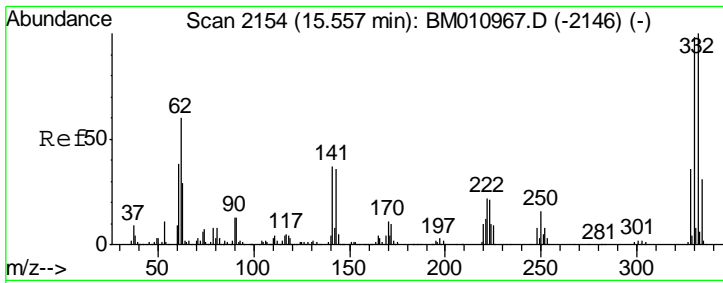
Tgt Ion	Resp	Lower	Upper
216	100		
214	79.1	0.0	0.0#
179	20.0	0.0	0.0#
108	25.4	0.0	0.0#



#40
 Hexachlorocyclopentadiene
 Concen: 95.55 ng
 RT: 12.06 min Scan# 1577
 Delta R.T. -0.02 min
 Lab File: BM011328.D
 Acq: 22 Aug 2017 15:42

Tgt Ion	Resp	Lower	Upper
237	100		
235	62.4	42.0	82.0
272	11.8	0.0	33.4

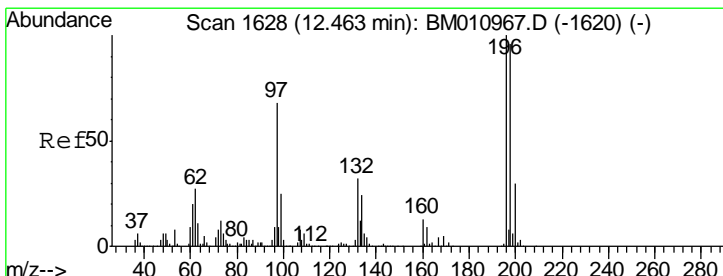
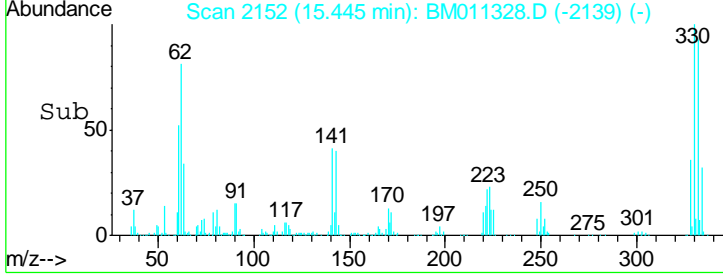
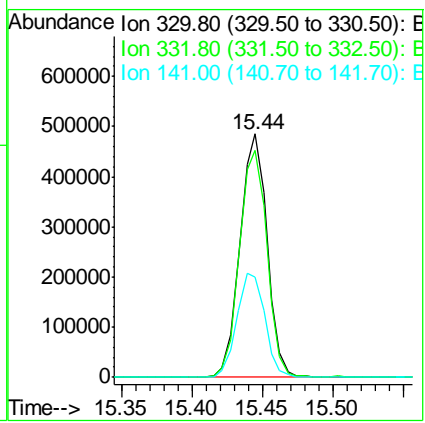
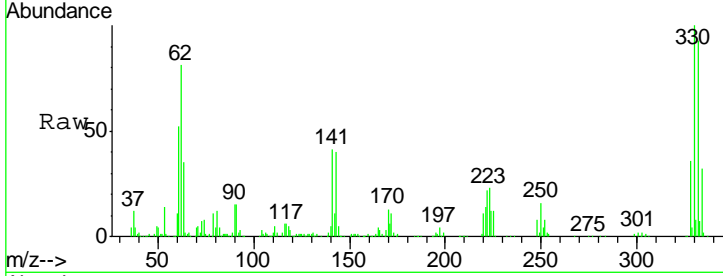




#41
 2,4,6-Tribromophenol
 Concen: 125.46 ng
 RT: 15.44 min Scan# 2152
 Delta R.T. -0.02 min
 Lab File: BM011328.D
 Acq: 22 Aug 2017 15:42

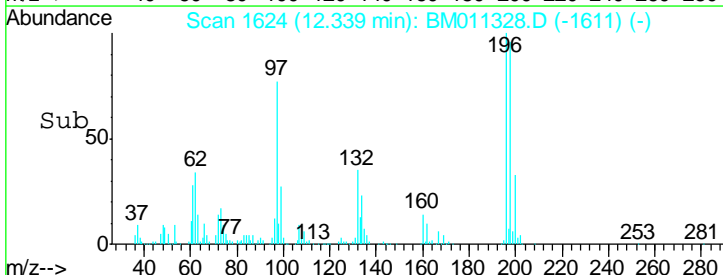
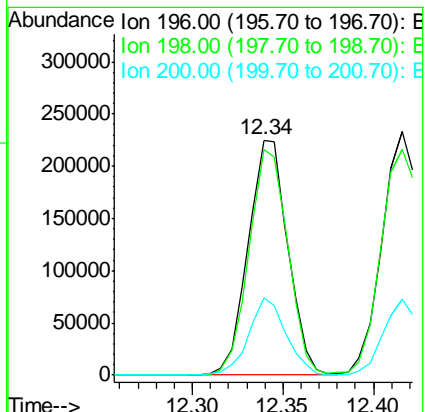
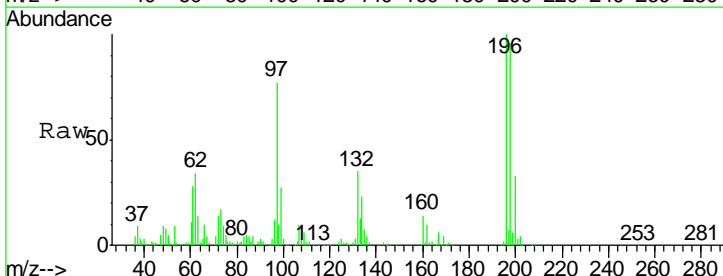
Instrument :
 BNA_M
 ClientSampled :
 PB101735BS

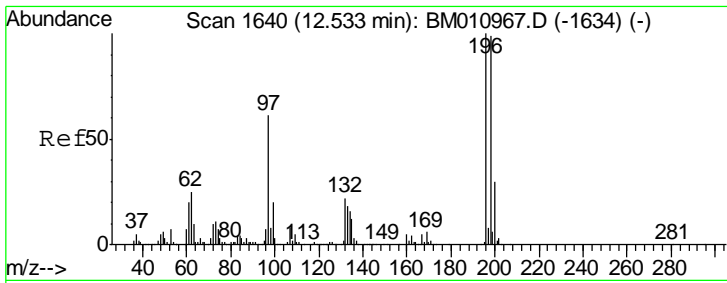
Tgt Ion	Resp	Lower	Upper
330	100		
332	94.7	0.0	0.0#
141	44.6	0.0	0.0#



#42
 2,4,6-Trichlorophenol
 Concen: 40.70 ng
 RT: 12.34 min Scan# 1624
 Delta R.T. -0.02 min
 Lab File: BM011328.D
 Acq: 22 Aug 2017 15:42

Tgt Ion	Resp	Lower	Upper
196	100		
198	96.2	76.3	114.5
200	32.8	25.6	38.4

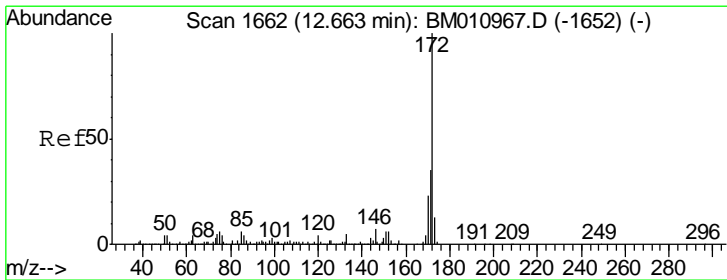
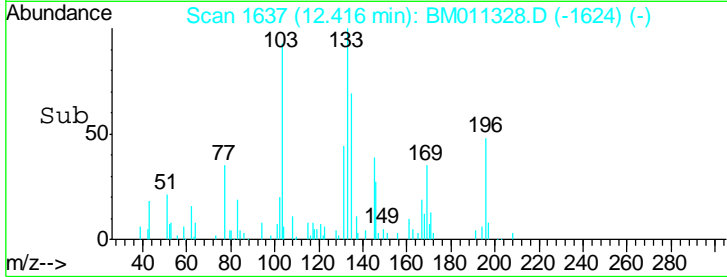
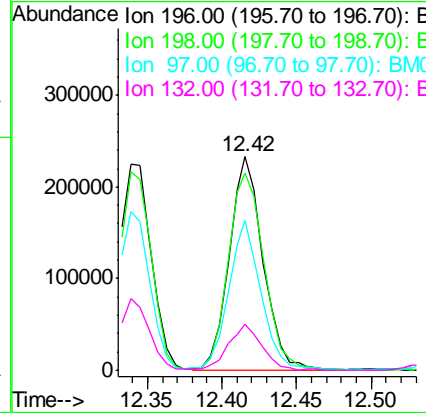
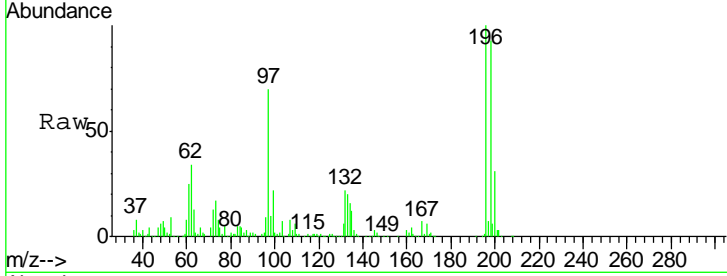




#43
 2,4,5-Trichlorophenol
 Concen: 42.20 ng
 RT: 12.42 min Scan# 1637
 Delta R.T. -0.02 min
 Lab File: BM011328.D
 Acq: 22 Aug 2017 15:42

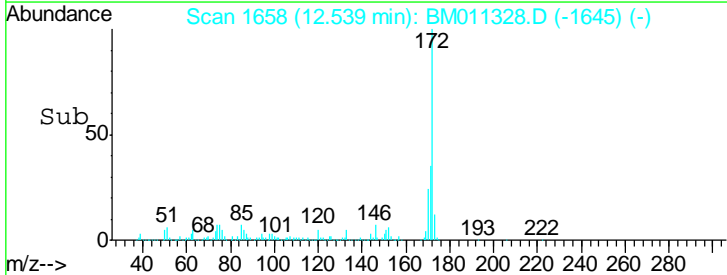
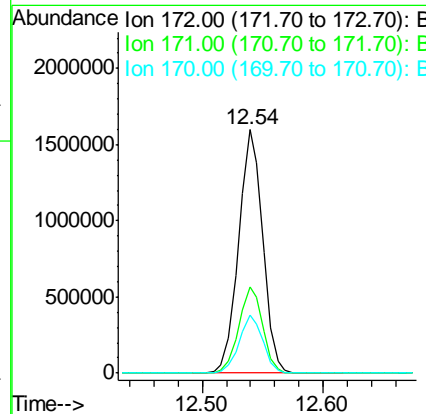
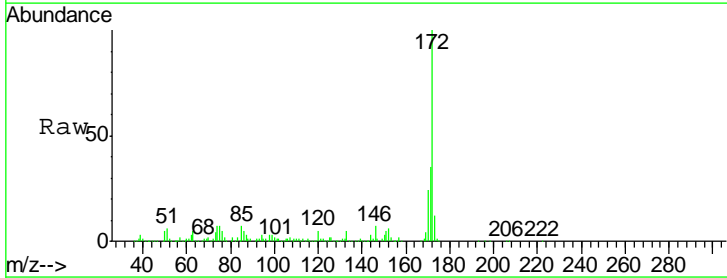
Instrument :
 BNA_M
 ClientSampled :
 PB101735BS

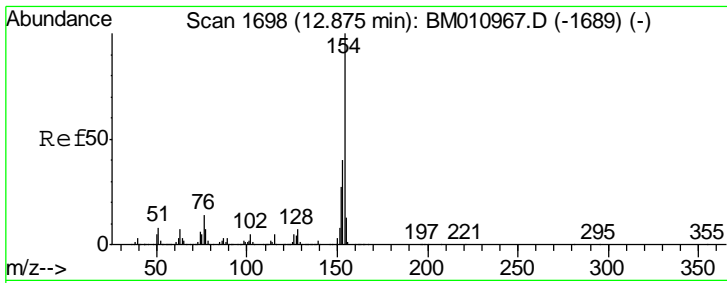
Tgt Ion	Resp	Lower	Upper
196	366277		
198	92.6	79.4	119.0
97	70.3	26.8	40.2#
132	21.7	18.6	28.0



#44
 2-Fluorobiphenyl
 Concen: 86.02 ng
 RT: 12.54 min Scan# 1658
 Delta R.T. -0.02 min
 Lab File: BM011328.D
 Acq: 22 Aug 2017 15:42

Tgt Ion	Resp	Lower	Upper
172	2222721		
171	35.4	28.5	42.7
170	23.8	18.8	28.2

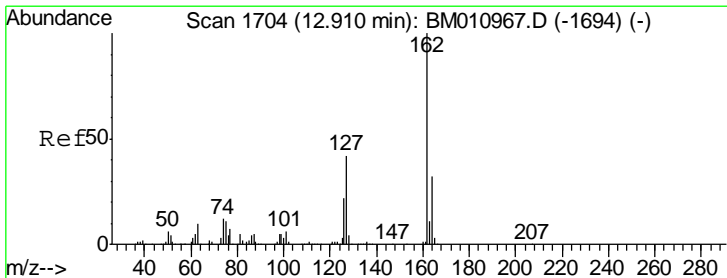
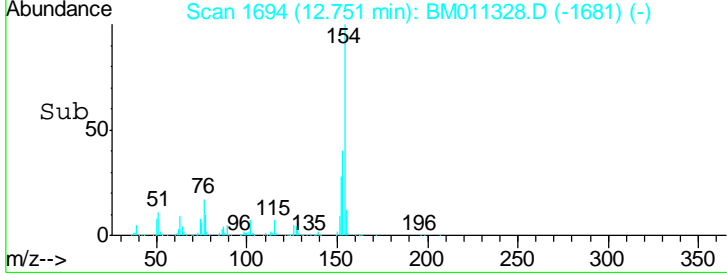
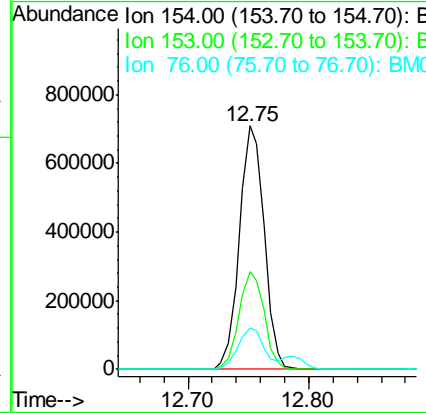
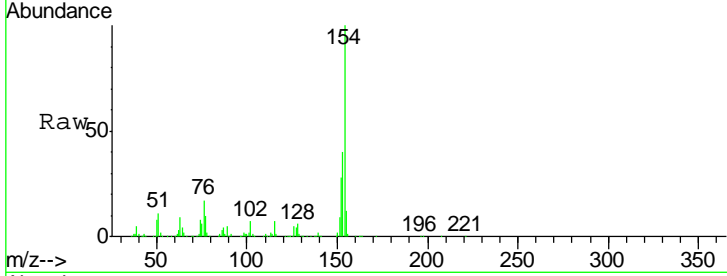




#45
 1,1'-Biphenyl
 Concen: 36.30 ng
 RT: 12.75 min Scan# 1694
 Delta R.T. -0.02 min
 Lab File: BM011328.D
 Acq: 22 Aug 2017 15:42

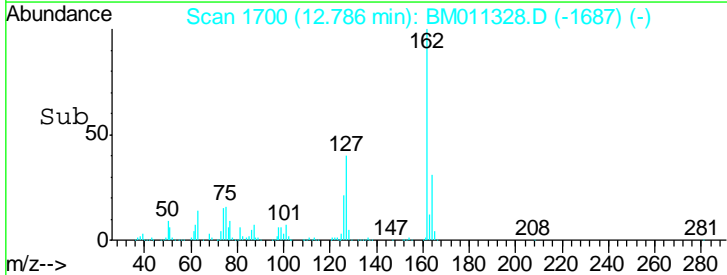
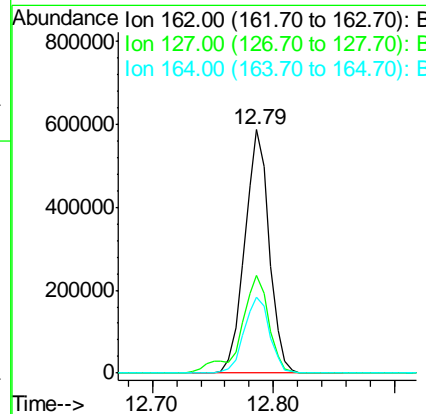
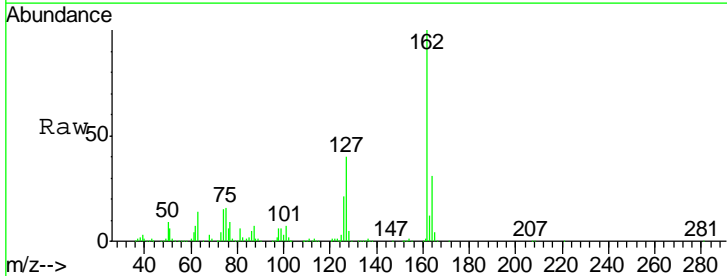
Instrument :
 BNA_M
 ClientSampled :
 PB101735BS

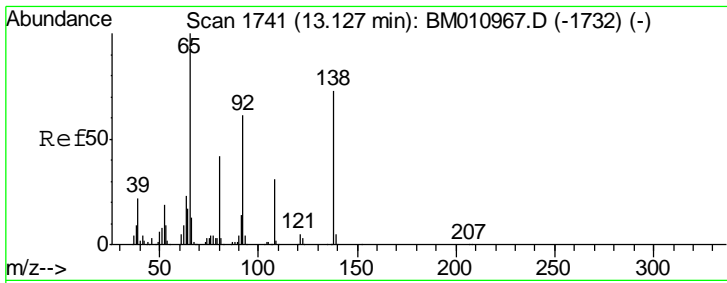
Tgt Ion	Resp	Lower	Upper
154	1017044		
153	40.4	20.7	60.7
76	16.9	0.0	30.9



#46
 2-Chloronaphthalene
 Concen: 40.17 ng
 RT: 12.79 min Scan# 1700
 Delta R.T. -0.02 min
 Lab File: BM011328.D
 Acq: 22 Aug 2017 15:42

Tgt Ion	Resp	Lower	Upper
162	829194		
127	40.0	26.9	40.3
164	31.2	26.8	40.2

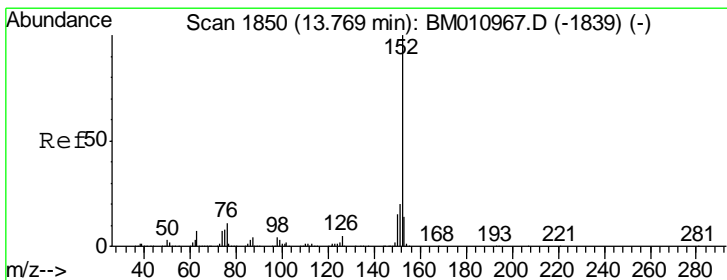
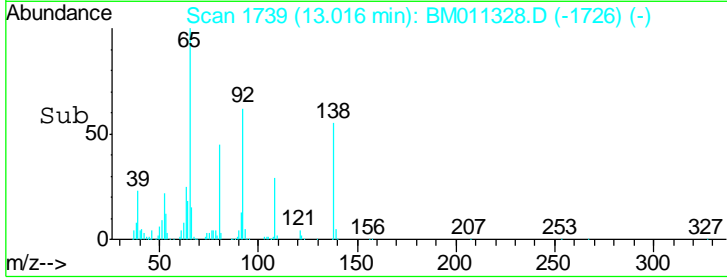
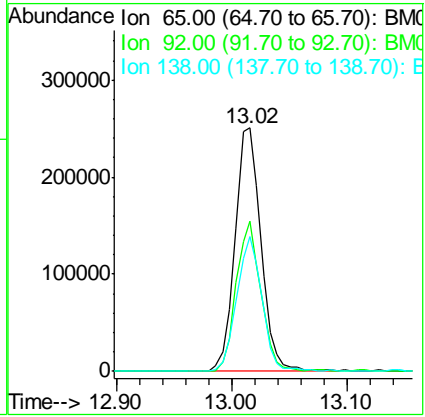
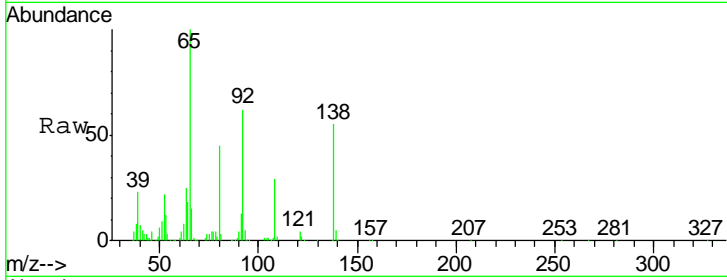




#47
 2-Nitroaniline
 Concen: 53.54 ng
 RT: 13.02 min Scan# 1739
 Delta R.T. -0.02 min
 Lab File: BM011328.D
 Acq: 22 Aug 2017 15:42

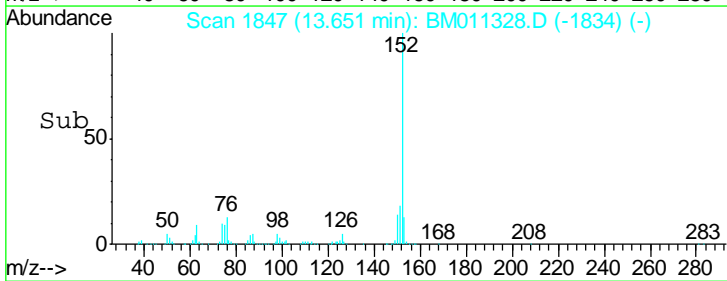
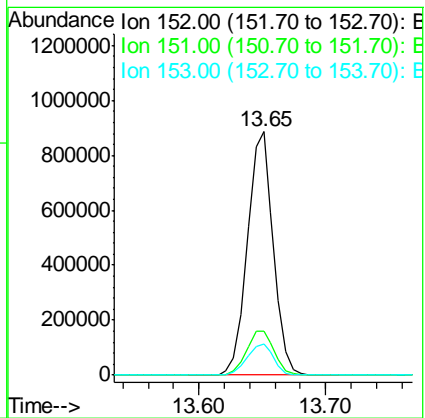
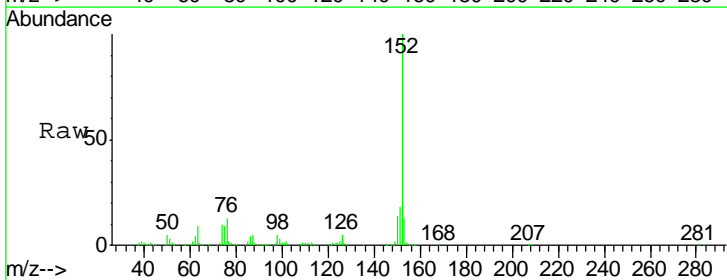
Instrument :
 BNA_M
 ClientSampled :
 PB101735BS

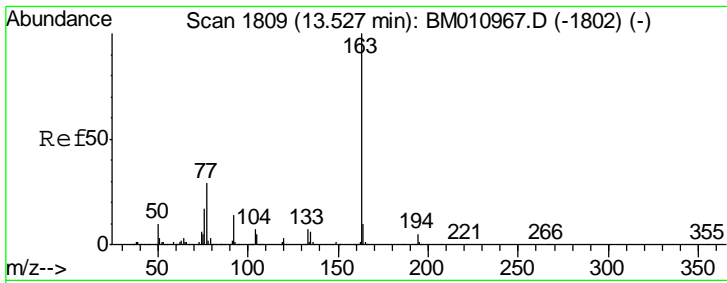
Tgt Ion	Resp	Lower	Upper
65	100		
92	61.9	59.1	88.7
138	55.3	93.9	140.9#



#48
 Acenaphthylene
 Concen: 40.69 ng
 RT: 13.65 min Scan# 1847
 Delta R.T. -0.02 min
 Lab File: BM011328.D
 Acq: 22 Aug 2017 15:42

Tgt Ion	Resp	Lower	Upper
152	100		
151	17.9	15.9	23.9
153	12.6	10.6	16.0

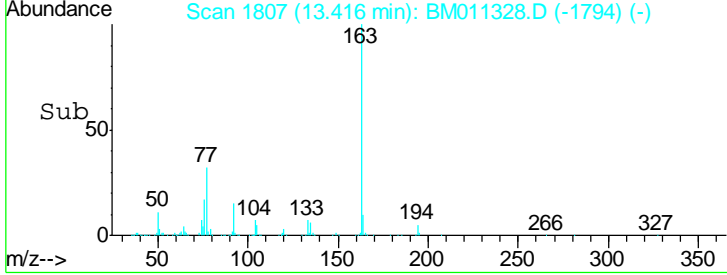
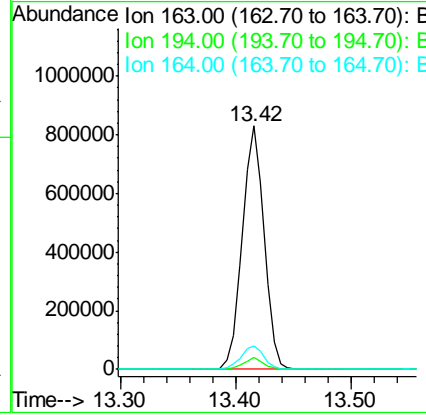
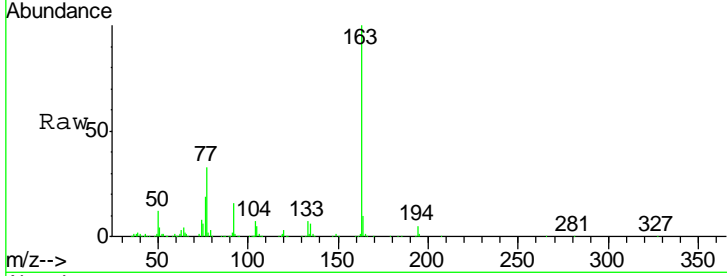




#49
 Dimethylphthalate
 Concen: 39.16 ng
 RT: 13.42 min Scan# 1807
 Delta R.T. -0.02 min
 Lab File: BM011328.D
 Acq: 22 Aug 2017 15:42

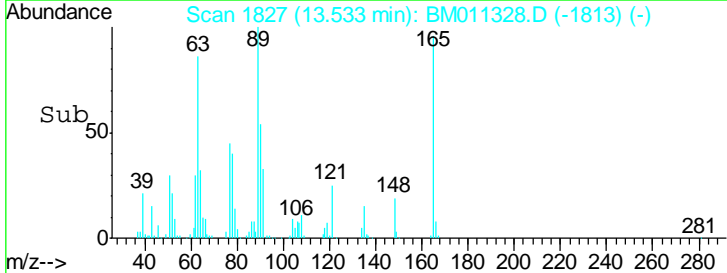
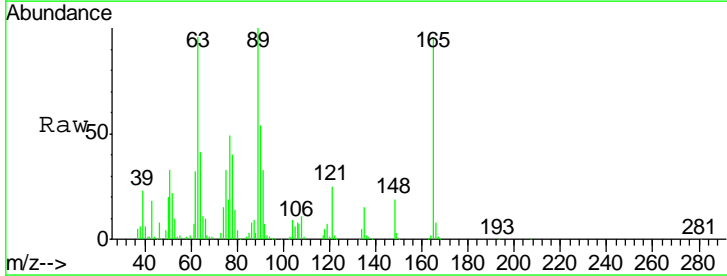
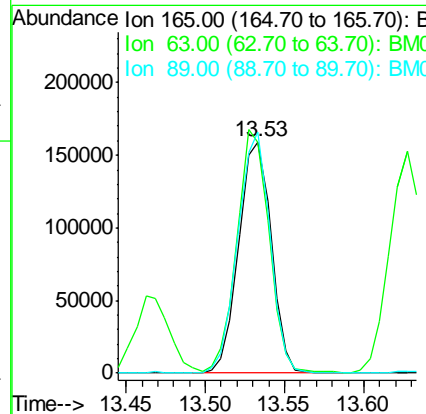
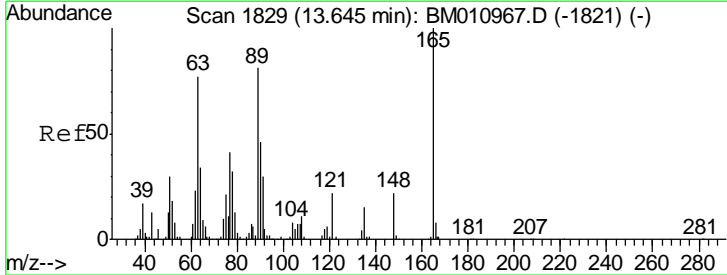
Instrument :
 BNA_M
 ClientSampled :
 PB101735BS

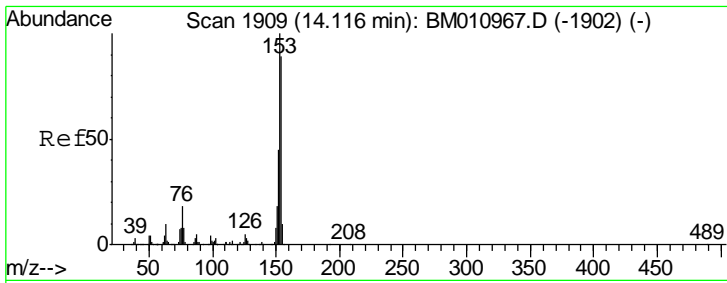
Tgt Ion	Resp	Lower	Upper
163	1085493		
194	4.7	2.7	4.1#
164	9.6	8.2	12.2



#50
 2,6-Dinitrotoluene
 Concen: 40.35 ng
 RT: 13.53 min Scan# 1827
 Delta R.T. -0.02 min
 Lab File: BM011328.D
 Acq: 22 Aug 2017 15:42

Tgt Ion	Resp	Lower	Upper
165	226191		
63	100.1	44.1	66.1#
89	104.2	44.3	66.5#

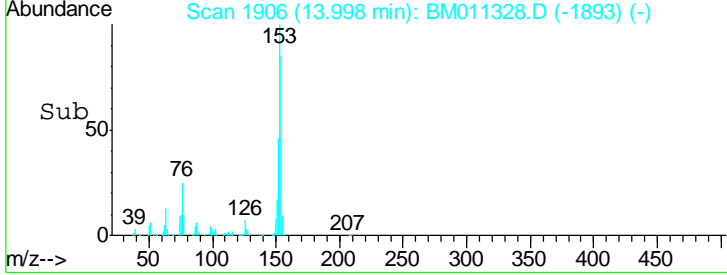
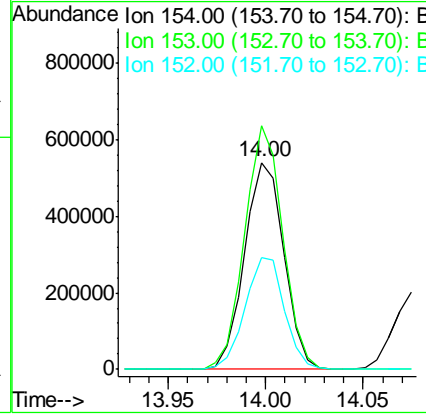
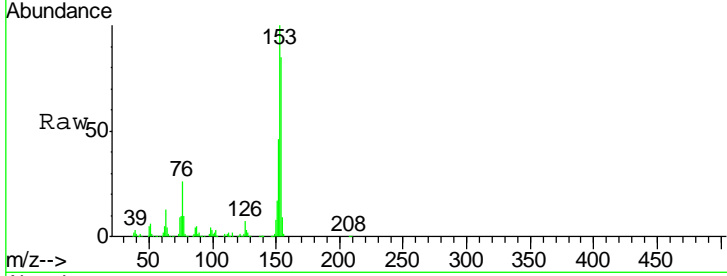




#51
 Acenaphthene
 Concen: 39.61 ng
 RT: 14.00 min Scan# 1906
 Delta R.T. -0.02 min
 Lab File: BM011328.D
 Acq: 22 Aug 2017 15:42

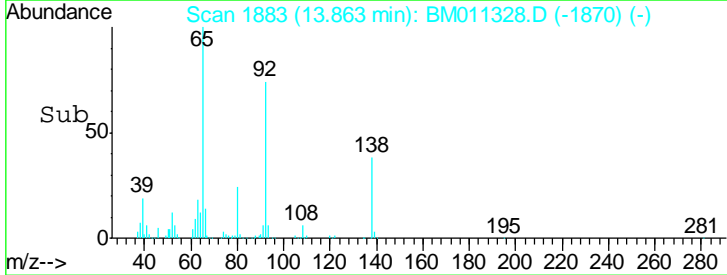
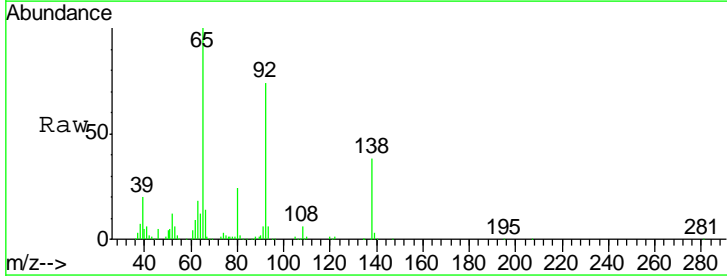
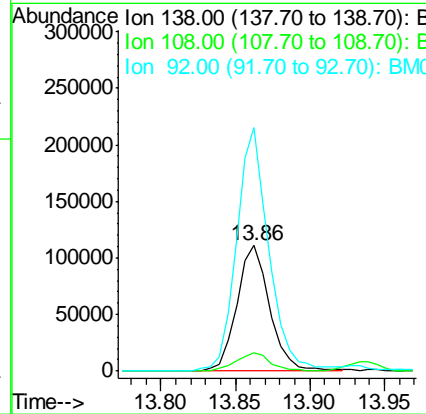
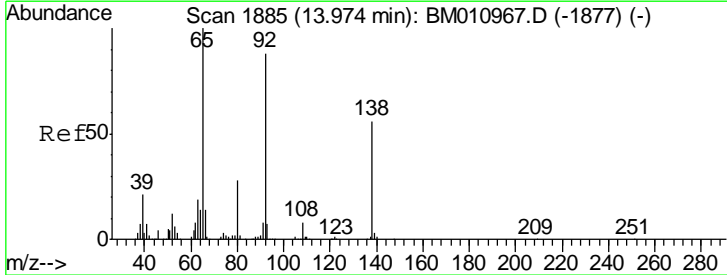
Instrument :
 BNA_M
 ClientSampled :
 PB101735BS

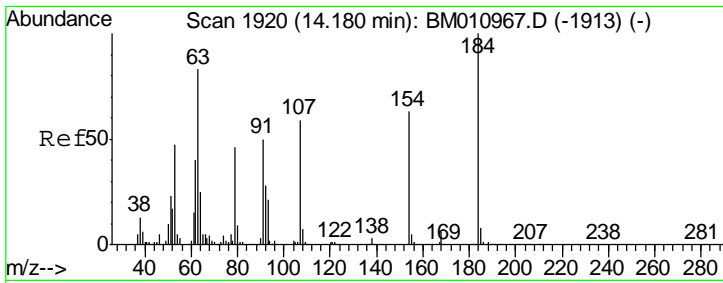
Tgt Ion	Resp	Lower	Upper
154	100		
153	117.8	90.0	135.0
152	54.2	42.6	63.8



#52
 3-Nitroaniline
 Concen: 34.99 ng
 RT: 13.86 min Scan# 1883
 Delta R.T. -0.02 min
 Lab File: BM011328.D
 Acq: 22 Aug 2017 15:42

Tgt Ion	Resp	Lower	Upper
138	100		
108	14.5	7.3	10.9#
92	194.0	76.6	114.8#

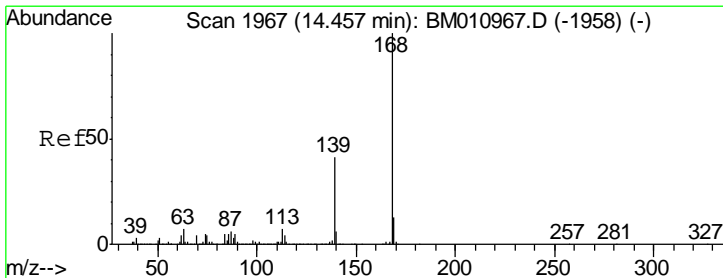
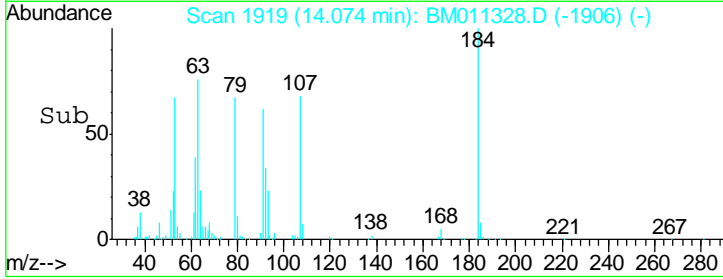
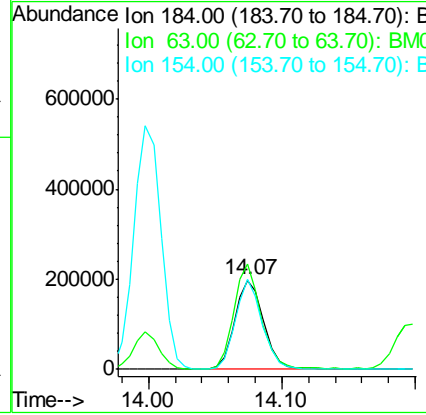
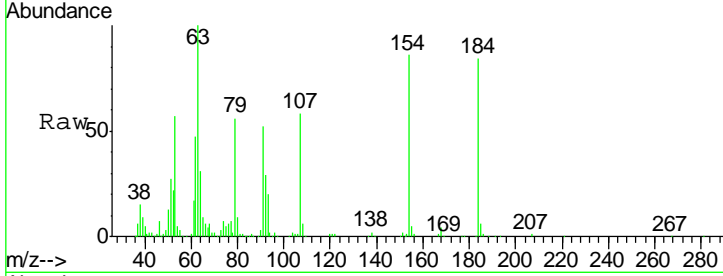




#53
 2,4-Dinitrophenol
 Concen: 75.26 ng
 RT: 14.07 min Scan# 1919
 Delta R.T. -0.02 min
 Lab File: BM011328.D
 Acq: 22 Aug 2017 15:42

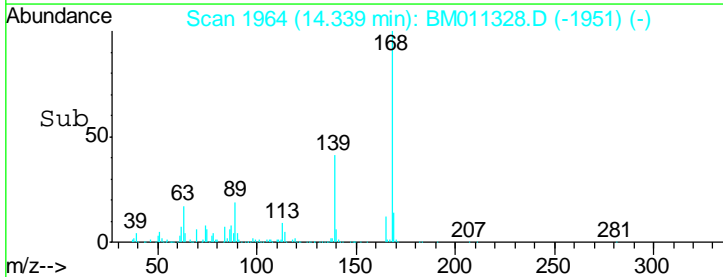
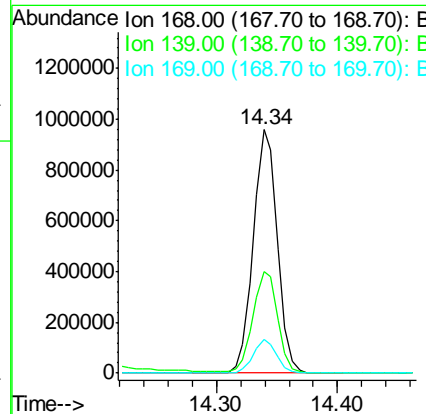
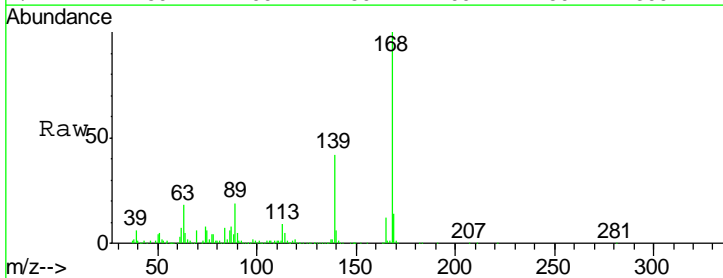
Instrument :
 BNA_M
 ClientSampled :
 PB101735BS

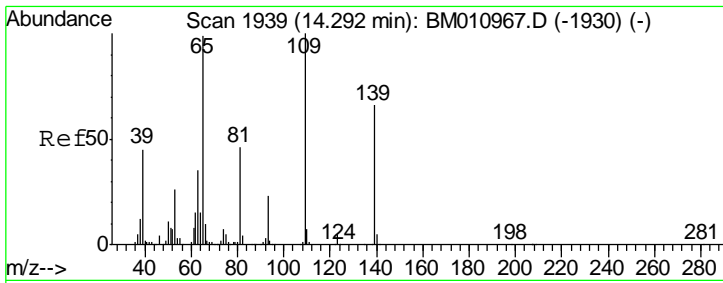
Tgt Ion	Resp	Lower	Upper
184	299828		
63	118.7	69.2	103.8#
154	101.9	53.3	79.9#



#54
 Dibenzofuran
 Concen: 43.03 ng
 RT: 14.34 min Scan# 1964
 Delta R.T. -0.02 min
 Lab File: BM011328.D
 Acq: 22 Aug 2017 15:42

Tgt Ion	Resp	Lower	Upper
168	1330204		
139	41.8	27.3	40.9#
169	13.7	10.6	16.0

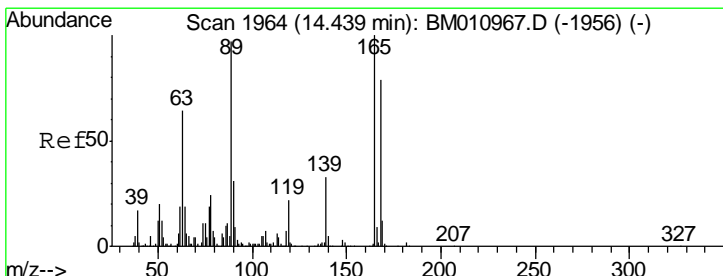
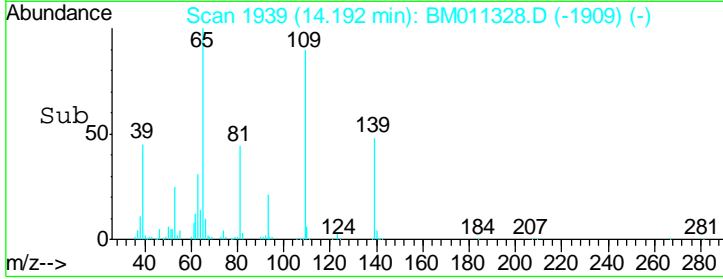
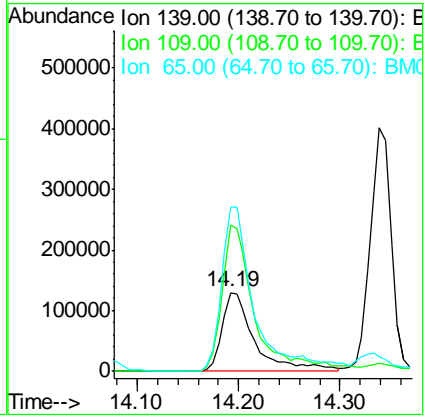
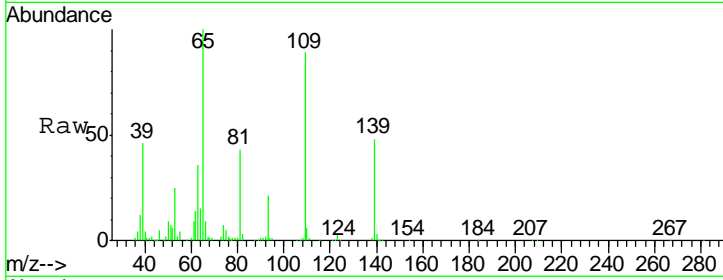




#55
 4-Nitrophenol
 Concen: 67.59 ng
 RT: 14.19 min Scan# 1939
 Delta R.T. -0.02 min
 Lab File: BM011328.D
 Acq: 22 Aug 2017 15:42

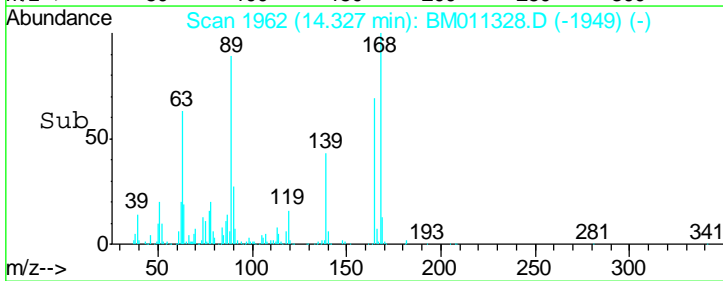
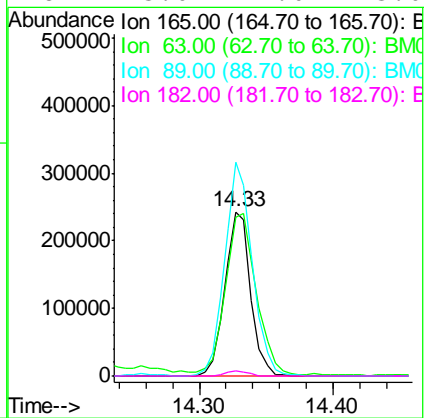
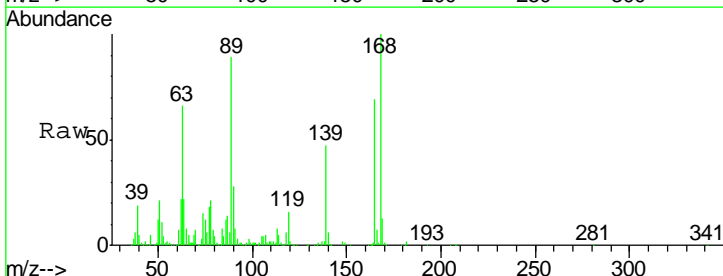
Instrument : BNA_M
 ClientSampled : PB101735BS

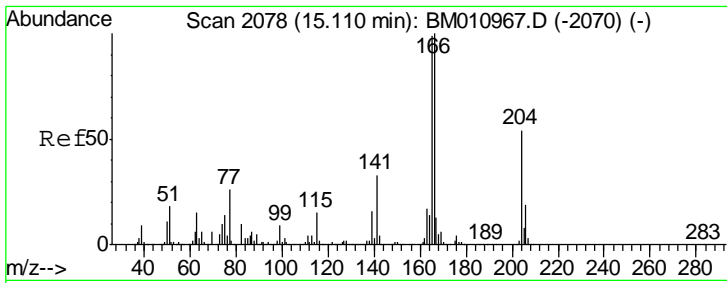
Tgt Ion	Resp	Lower	Upper
139	100		
109	186.1	130.0	170.0#
65	208.5	130.0	170.0#



#56
 2,4-Dinitrotoluene
 Concen: 41.49 ng
 RT: 14.33 min Scan# 1962
 Delta R.T. -0.02 min
 Lab File: BM011328.D
 Acq: 22 Aug 2017 15:42

Tgt Ion	Resp	Lower	Upper
165	100		
63	96.3	52.4	78.6#
89	130.0	72.4	108.6#
182	3.0	2.0	3.0#



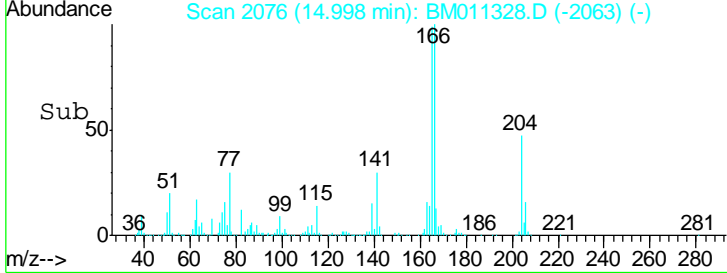
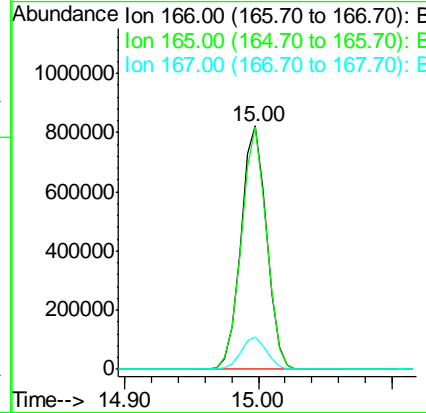
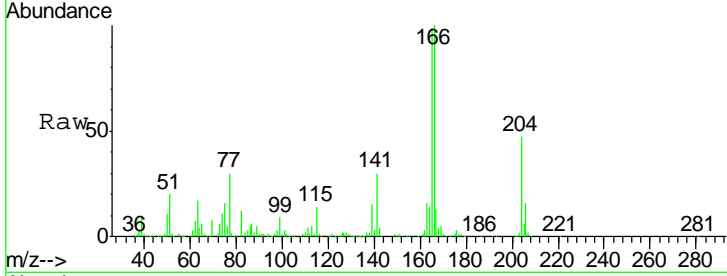


#57
 Fluorene
 Concen: 40.57 ng
 RT: 15.00 min Scan# 2076
 Delta R.T. -0.02 min
 Lab File: BM011328.D
 Acq: 22 Aug 2017 15:42

Instrument :
 BNA_M
 ClientSampled :
 PB101735BS

Tgt Ion:166 Resp: 1091894

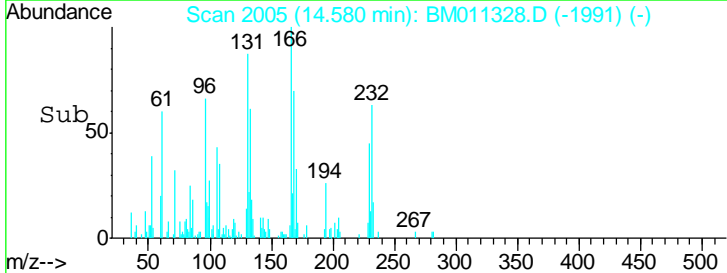
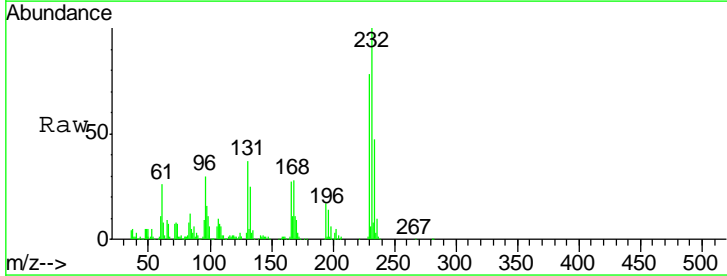
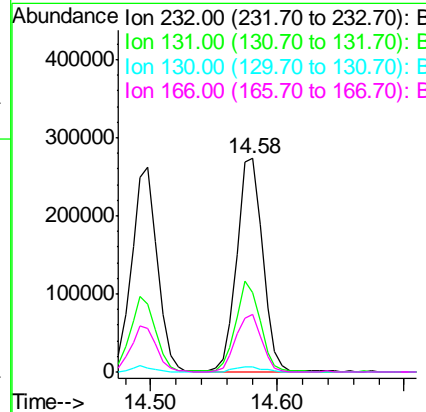
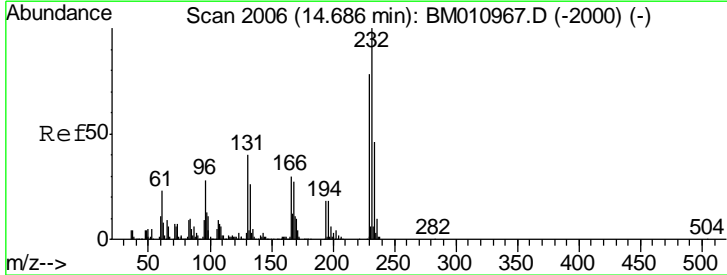
Ion	Ratio	Lower	Upper
166	100		
165	99.3	79.0	118.4
167	13.1	10.3	15.5

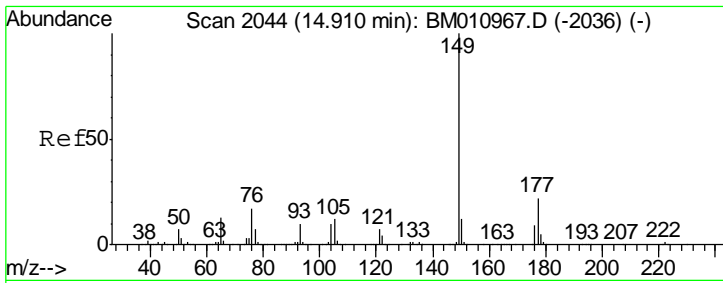


#58
 2,3,4,6-Tetrachlorophenol
 Concen: 47.08 ng
 RT: 14.58 min Scan# 2005
 Delta R.T. -0.02 min
 Lab File: BM011328.D
 Acq: 22 Aug 2017 15:42

Tgt Ion:232 Resp: 383021

Ion	Ratio	Lower	Upper
232	100		
131	40.0	0.0	0.0#
130	2.7	0.0	0.0#
166	27.0	0.0	0.0#

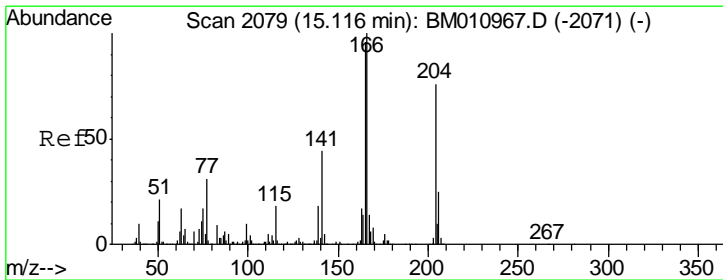
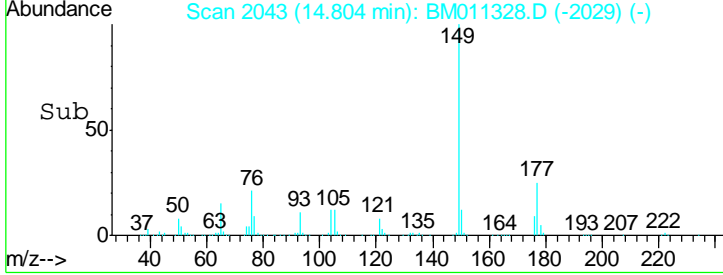
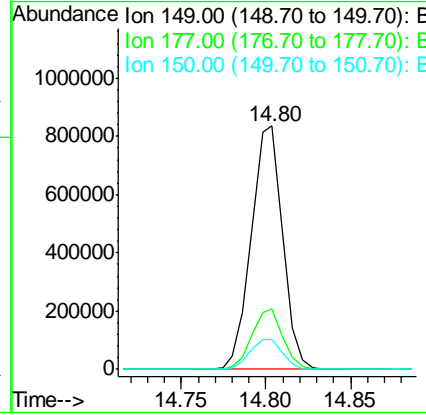
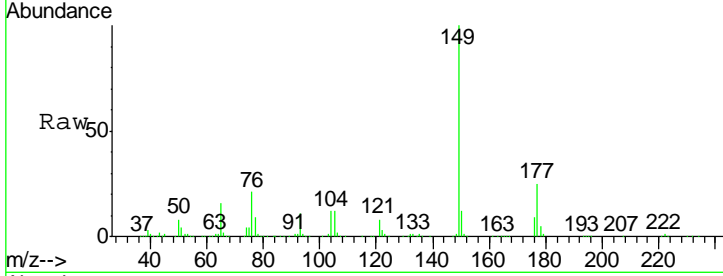




#59
 Diethylphthalate
 Concen: 38.33 ng
 RT: 14.80 min Scan# 2043
 Delta R.T. -0.02 min
 Lab File: BM011328.D
 Acq: 22 Aug 2017 15:42

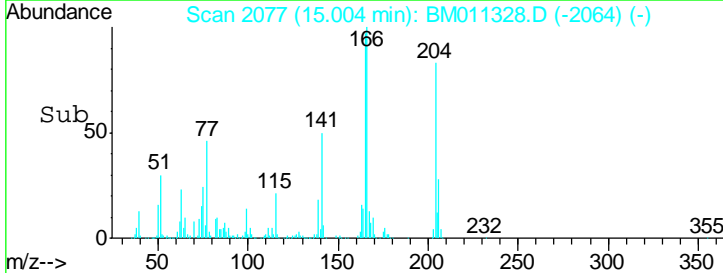
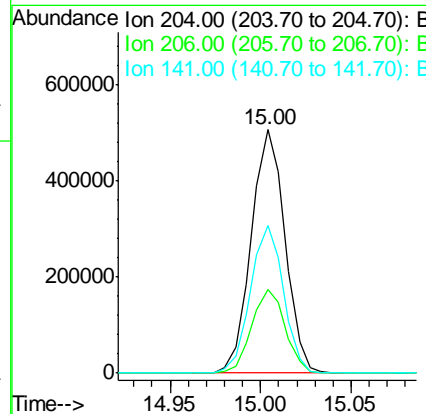
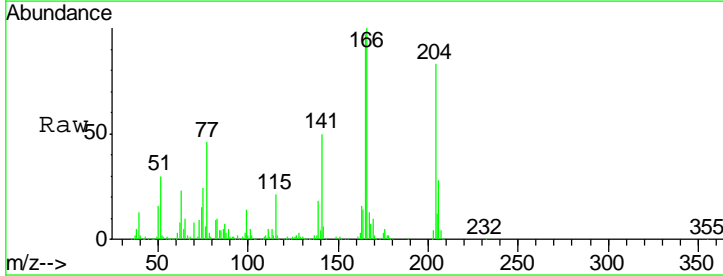
Instrument :
 BNA_M
 ClientSampled :
 PB101735BS

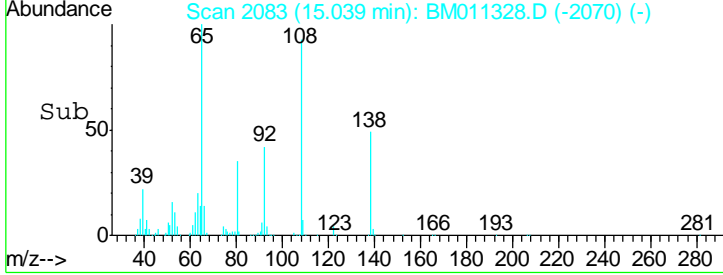
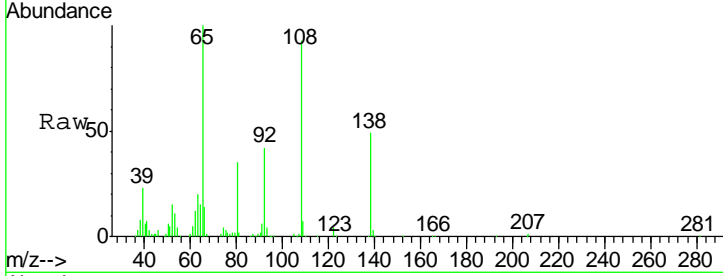
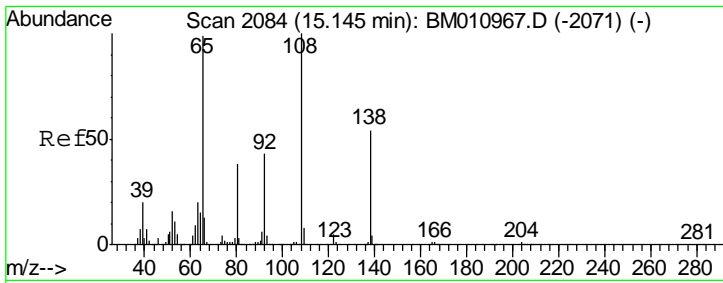
Tgt Ion	Resp	Lower	Upper
149	1085054		
177	24.6	18.3	27.5
150	12.3	9.8	14.8



#60
 4-Chlorophenyl-phenylether
 Concen: 40.23 ng
 RT: 15.00 min Scan# 2077
 Delta R.T. -0.02 min
 Lab File: BM011328.D
 Acq: 22 Aug 2017 15:42

Tgt Ion	Resp	Lower	Upper
204	653738		
206	34.2	26.6	39.8
141	60.8	45.2	67.8

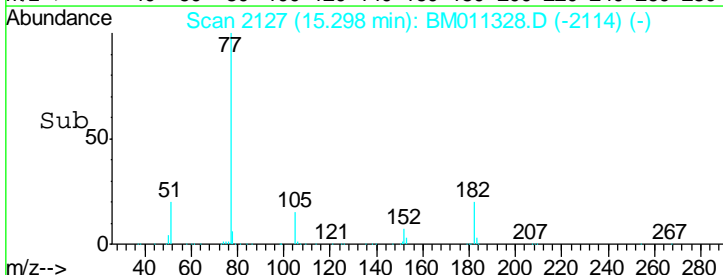
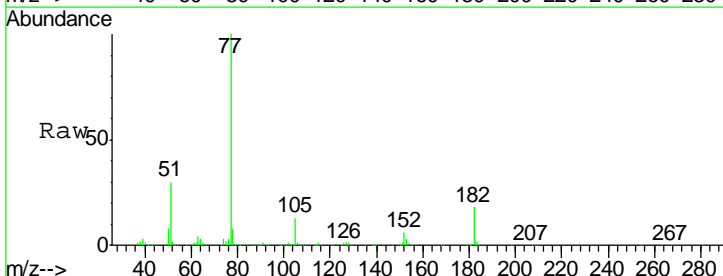
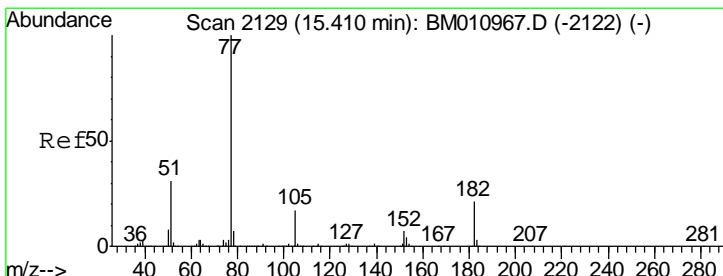
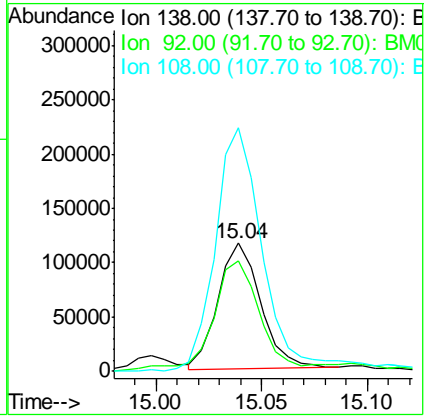




#61
 4-Nitroaniline
 Concen: 31.54 ng
 RT: 15.04 min Scan# 2083
 Delta R.T. -0.02 min
 Lab File: BM011328.D
 Acq: 22 Aug 2017 15:42

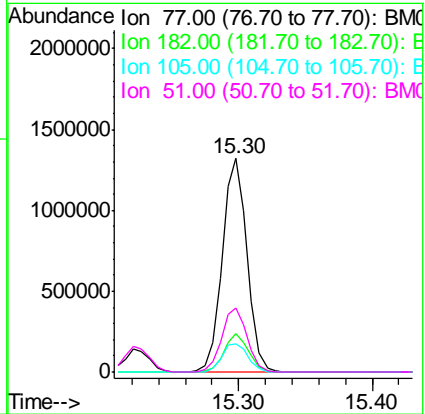
Instrument :
 BNA_M
 ClientSampled :
 PB101735BS

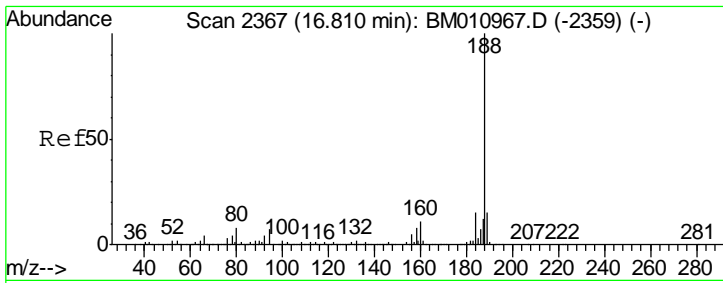
Tgt Ion	Resp	Lower	Upper
138	162976		
92	86.1	16.7	56.7#
108	190.2	37.6	77.6#



#62
 Azobenzene
 Concen: 56.52 ng
 RT: 15.30 min Scan# 2127
 Delta R.T. -0.02 min
 Lab File: BM011328.D
 Acq: 22 Aug 2017 15:42

Tgt Ion	Resp	Lower	Upper
77	1712574		
182	17.8	6.5	46.5
105	13.4	3.8	43.8
51	29.7	5.5	45.5

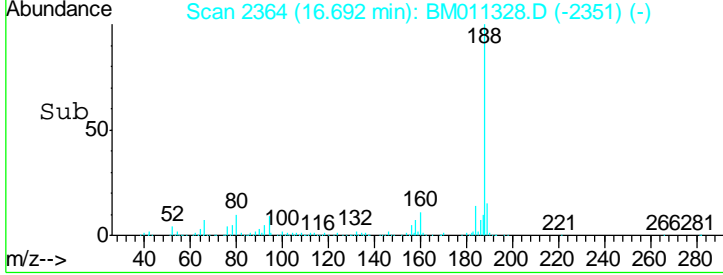
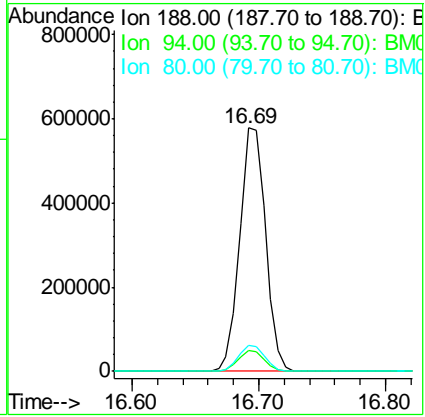
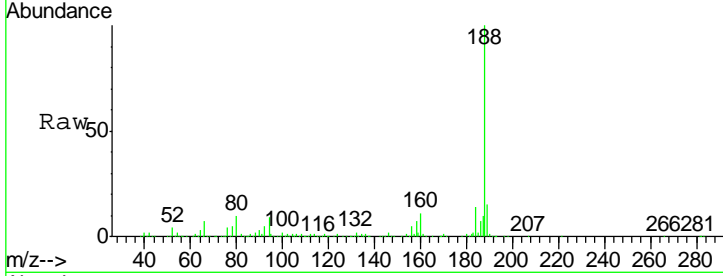




#63
 Phenanthrene-d10
 Concen: 20.00 ng
 RT: 16.69 min Scan# 2364
 Delta R.T. -0.02 min
 Lab File: BM011328.D
 Acq: 22 Aug 2017 15:42

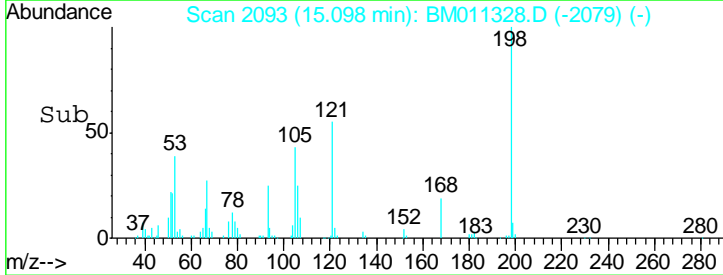
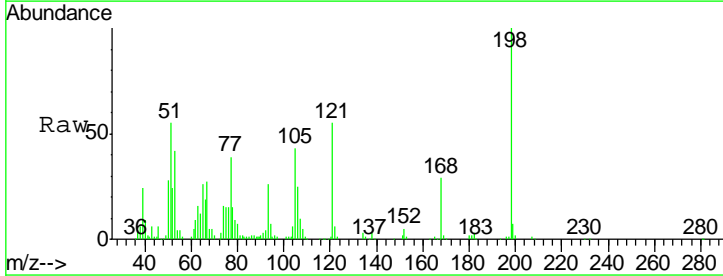
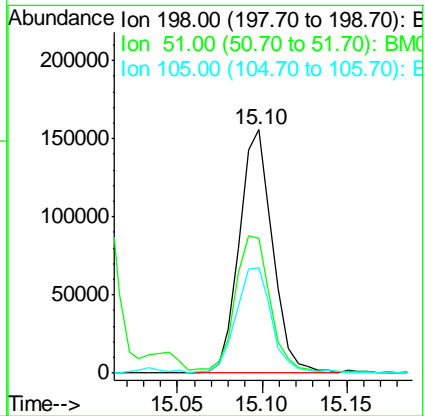
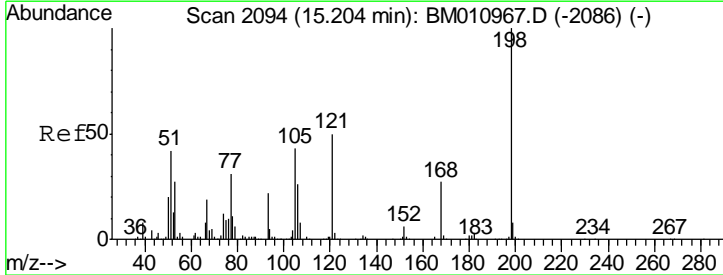
Instrument : BNA_M
 ClientSampleId : PB101735BS

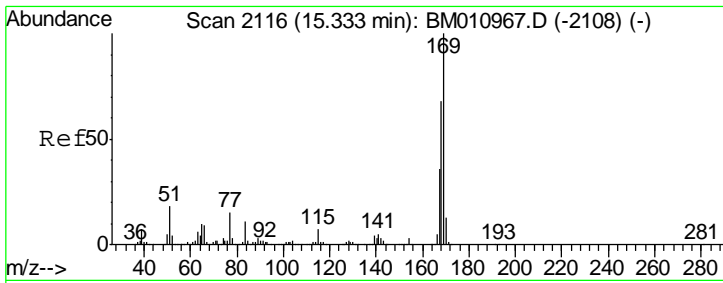
Tgt Ion	Resp	Lower	Upper
188	100		
94	8.6	8.7	13.1#
80	10.4	9.3	13.9



#64
 4,6-Dinitro-2-methylphenol
 Concen: 38.70 ng
 RT: 15.10 min Scan# 2093
 Delta R.T. -0.02 min
 Lab File: BM011328.D
 Acq: 22 Aug 2017 15:42

Tgt Ion	Resp	Lower	Upper
198	100		
51	55.4	28.8	68.8
105	43.2	30.5	70.5

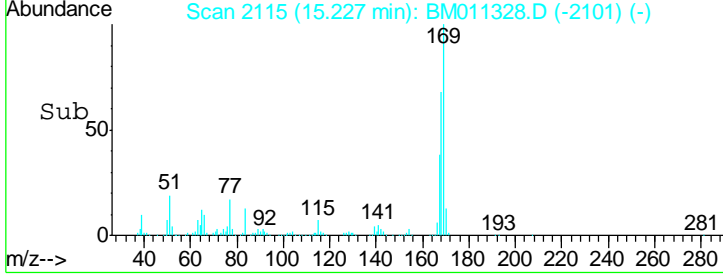
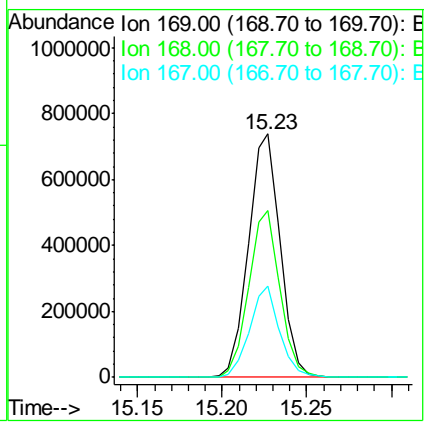
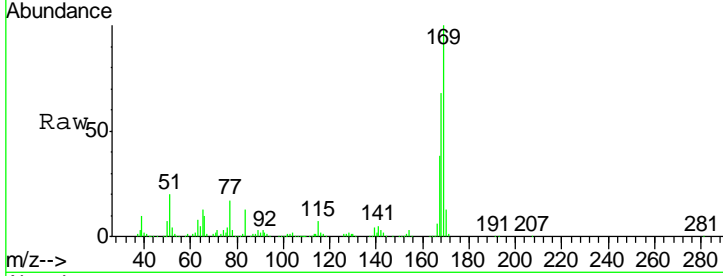




#65
 n-Nitrosodiphenylamine
 Concen: 41.24 ng
 RT: 15.23 min Scan# 2115
 Delta R.T. -0.02 min
 Lab File: BM011328.D
 Acq: 22 Aug 2017 15:42

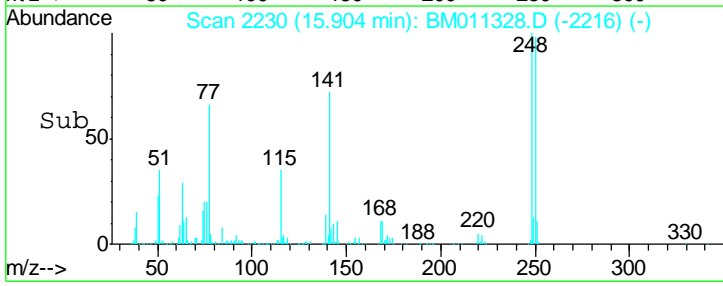
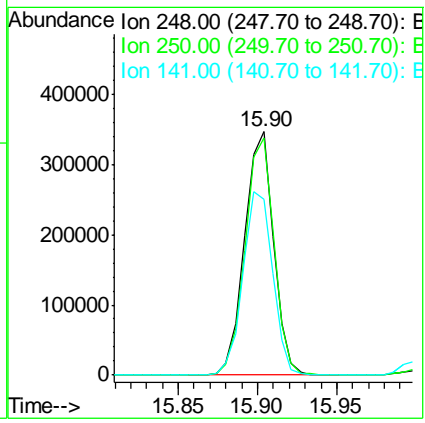
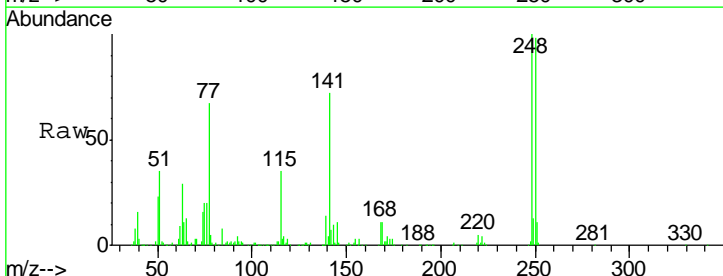
Instrument :
 BNA_M
ClientSampled :
 PB101735BS

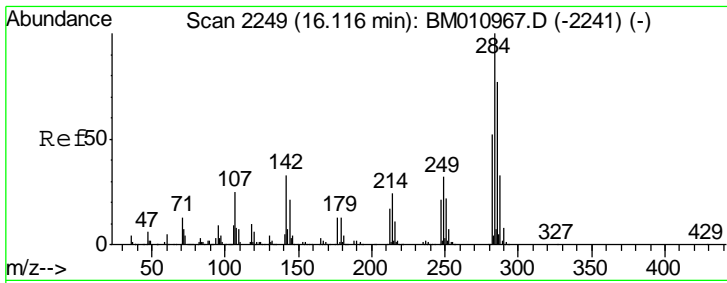
Tgt Ion	Resp	Lower	Upper
169	100		
168	68.4	53.9	80.9
167	37.7	28.9	43.3



#66
 4-Bromophenyl-phenylether
 Concen: 42.03 ng
 RT: 15.90 min Scan# 2230
 Delta R.T. -0.02 min
 Lab File: BM011328.D
 Acq: 22 Aug 2017 15:42

Tgt Ion	Resp	Lower	Upper
248	100		
250	97.6	77.4	116.0
141	72.5	45.2	67.8#

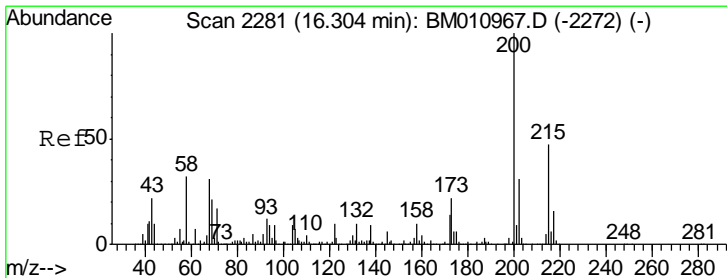
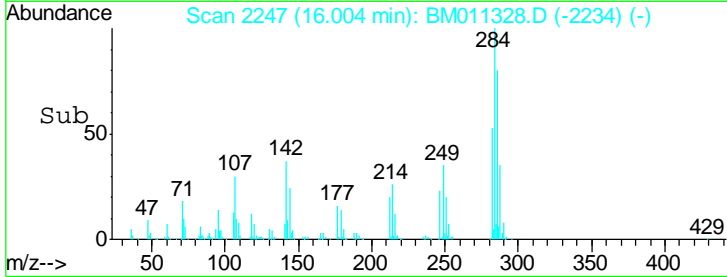
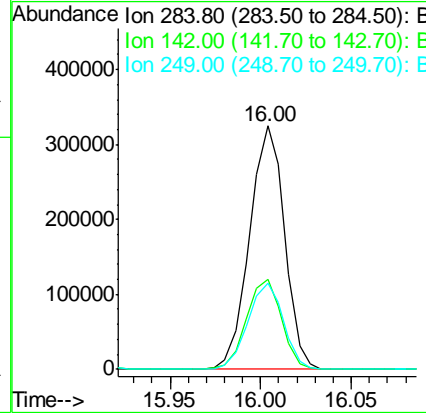
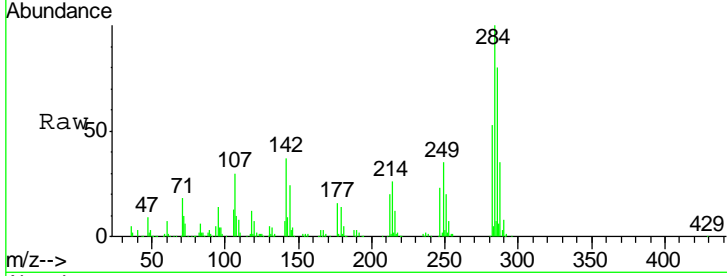




#67
 Hexachlorobenzene
 Concen: 36.73 ng
 RT: 16.00 min Scan# 2247
 Delta R.T. -0.02 min
 Lab File: BM011328.D
 Acq: 22 Aug 2017 15:42

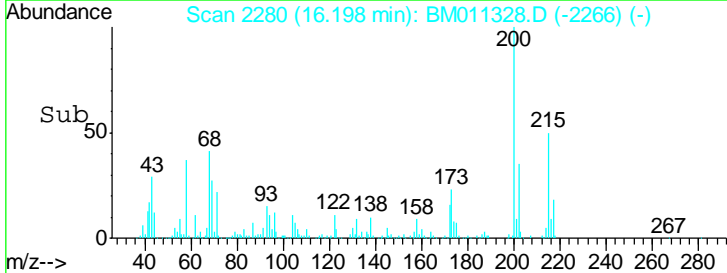
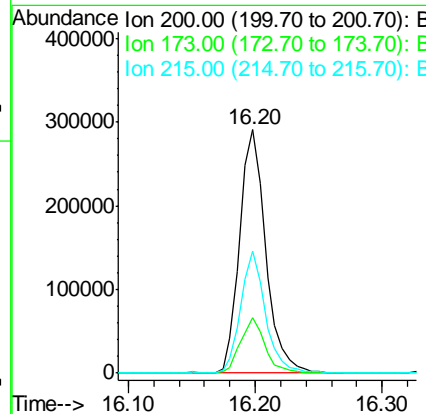
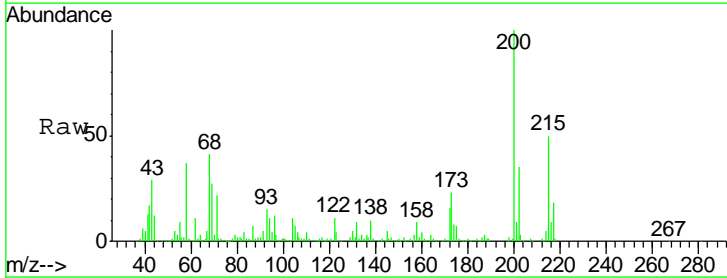
Instrument :
 BNA_M
 ClientSampled :
 PB101735BS

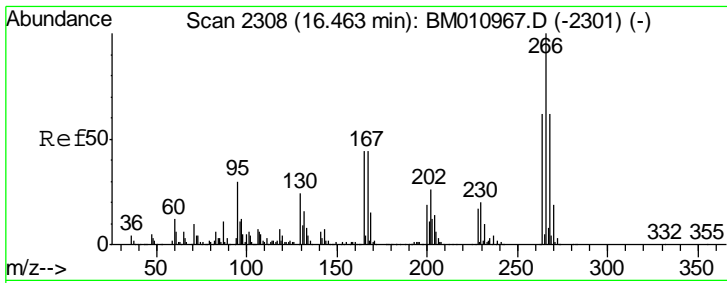
Tgt Ion	Resp	Lower	Upper
284	100		
142	37.0	20.4	30.6
249	35.4	23.8	35.6



#68
 Atrazine
 Concen: 44.19 ng
 RT: 16.20 min Scan# 2280
 Delta R.T. -0.02 min
 Lab File: BM011328.D
 Acq: 22 Aug 2017 15:42

Tgt Ion	Resp	Lower	Upper
200	100		
173	22.6	4.8	44.8
215	50.0	26.9	66.9

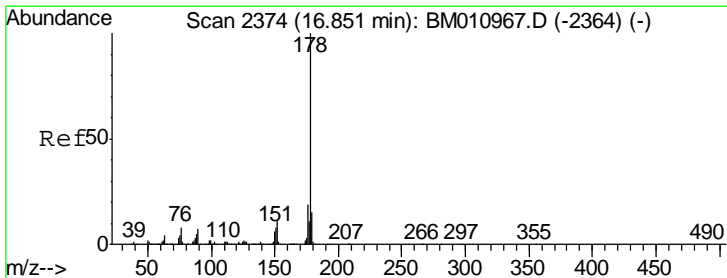
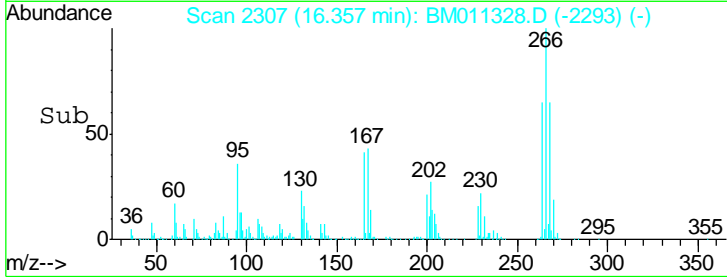
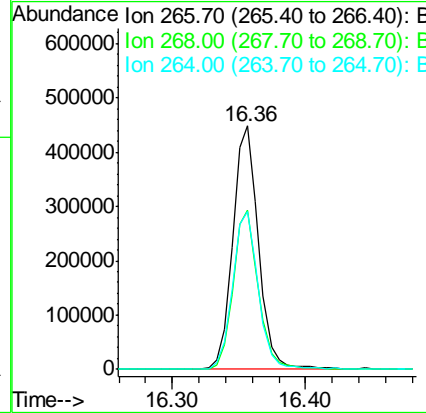
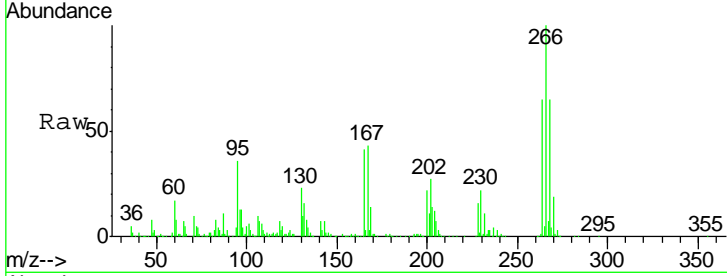




#69
 Pentachlorophenol
 Concen: 80.45 ng
 RT: 16.36 min Scan# 2307
 Delta R.T. -0.02 min
 Lab File: BM011328.D
 Acq: 22 Aug 2017 15:42

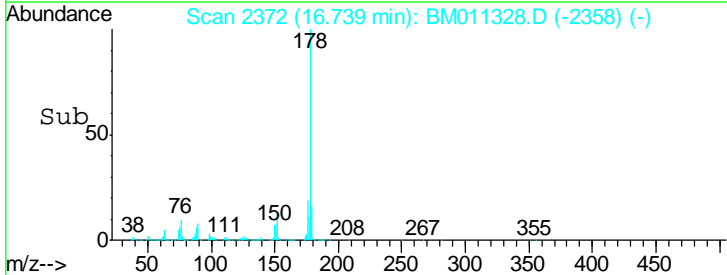
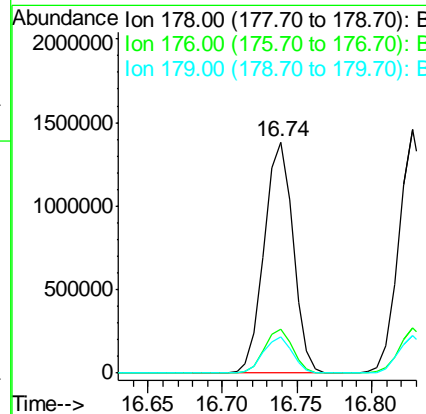
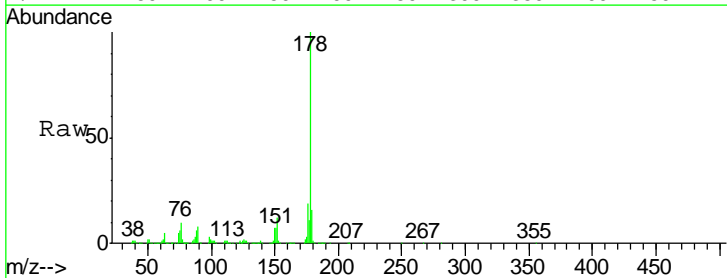
Instrument :
 BNA_M
 ClientSampleId :
 PB101735BS

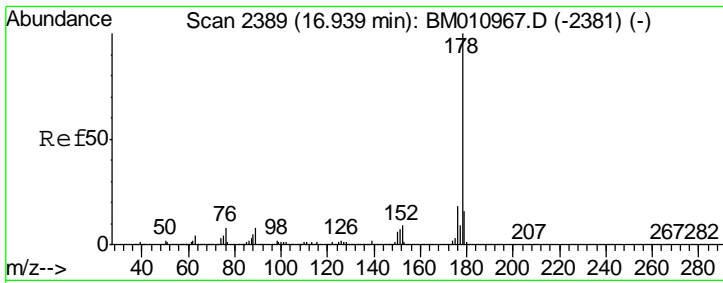
Tgt Ion	Resp	Lower	Upper
266	100		
268	65.4	52.0	78.0
264	65.0	49.0	73.4



#70
 Phenanthrene
 Concen: 43.23 ng
 RT: 16.74 min Scan# 2372
 Delta R.T. -0.02 min
 Lab File: BM011328.D
 Acq: 22 Aug 2017 15:42

Tgt Ion	Resp	Lower	Upper
178	100		
176	19.0	15.2	22.8
179	15.5	12.1	18.1



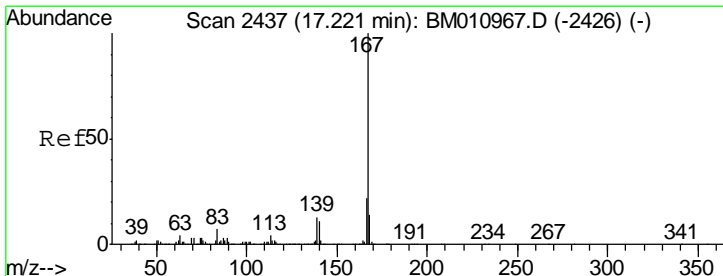
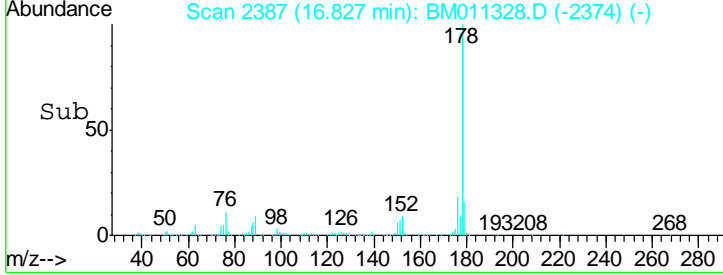
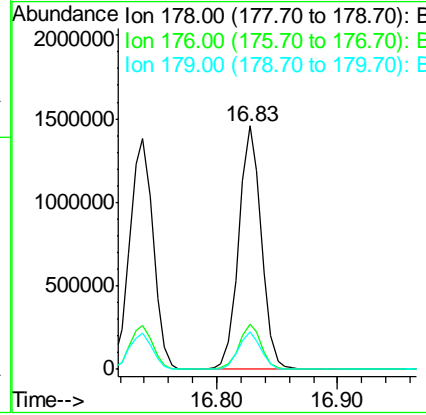
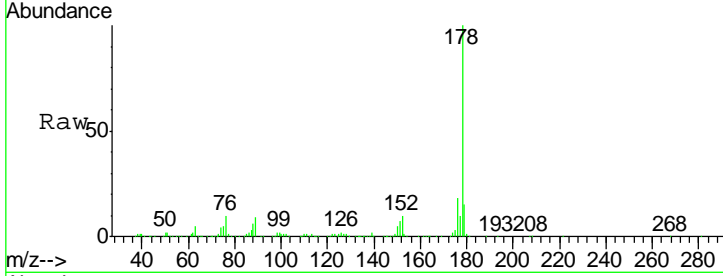


#71
 Anthracene
 Concen: 44.44 ng
 RT: 16.83 min Scan# 2387
 Delta R.T. -0.02 min
 Lab File: BM011328.D
 Acq: 22 Aug 2017 15:42

Instrument :
 BNA_M
 ClientSampleId :
 PB101735BS

Tgt Ion: 178 Resp: 1893270

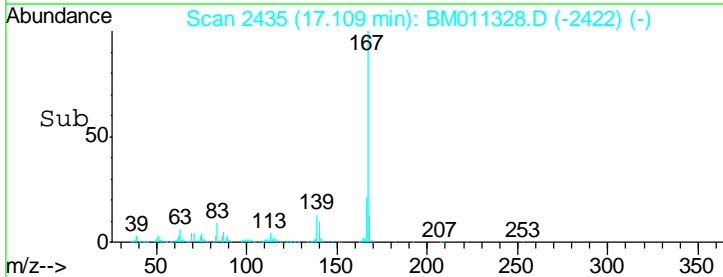
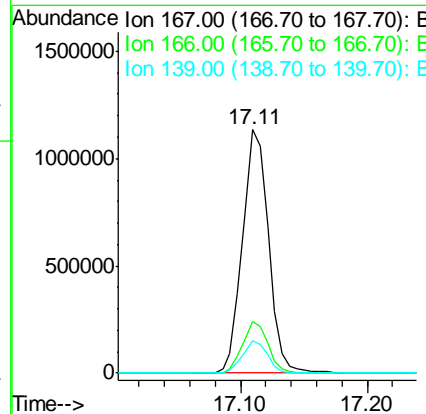
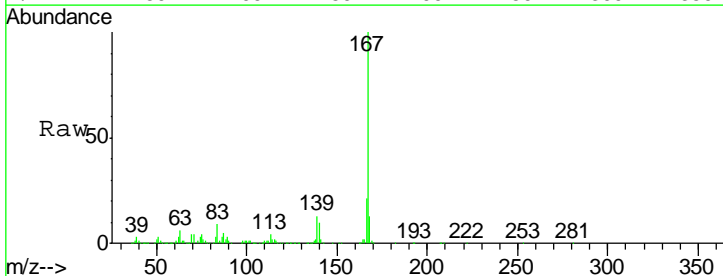
Ion	Ratio	Lower	Upper
178	100		
176	18.3	14.6	22.0
179	15.4	12.6	19.0

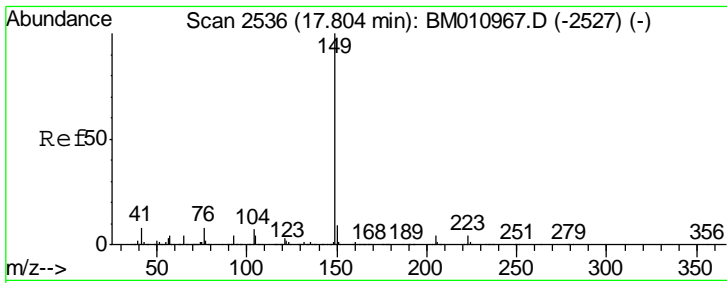


#72
 Carbazole
 Concen: 43.32 ng
 RT: 17.11 min Scan# 2435
 Delta R.T. -0.02 min
 Lab File: BM011328.D
 Acq: 22 Aug 2017 15:42

Tgt Ion: 167 Resp: 1613856

Ion	Ratio	Lower	Upper
167	100		
166	21.2	17.2	25.8
139	13.4	10.8	16.2

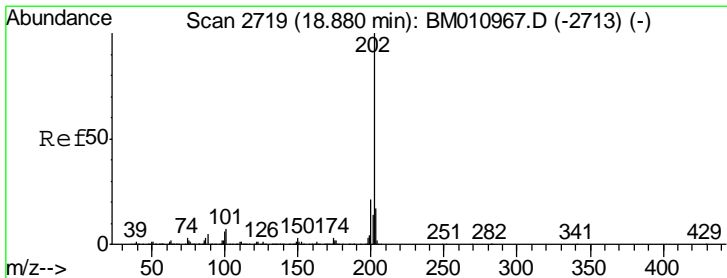
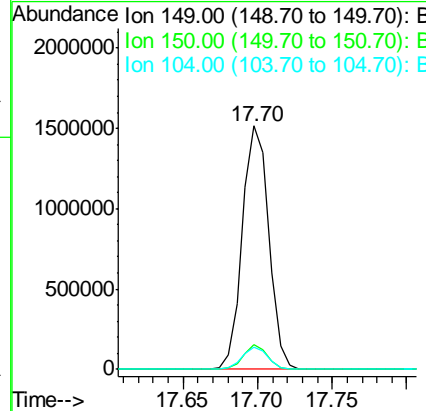
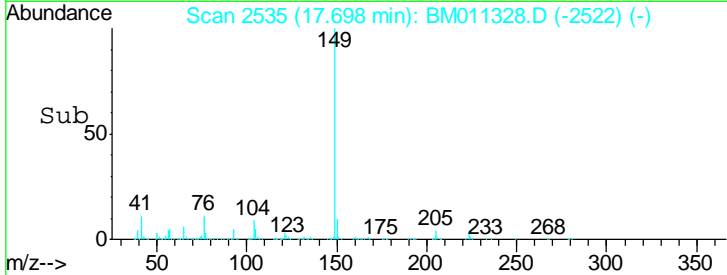
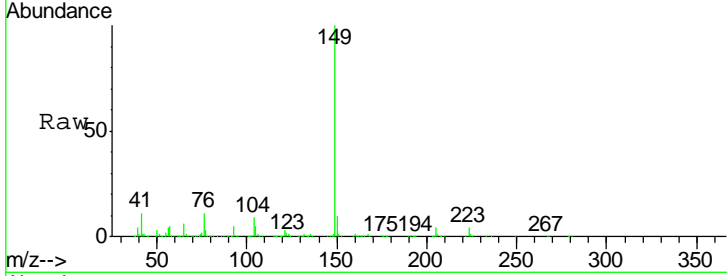




#73
 Di-n-butylphthalate
 Concen: 41.15 ng
 RT: 17.70 min Scan# 2535
 Delta R.T. -0.02 min
 Lab File: BM011328.D
 Acq: 22 Aug 2017 15:42

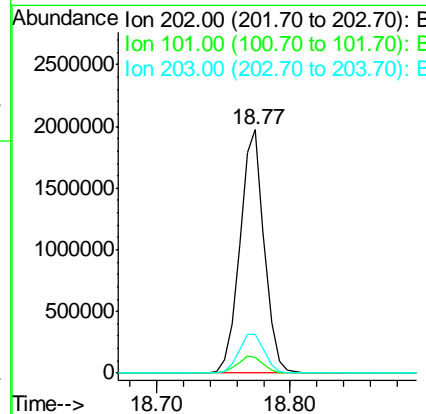
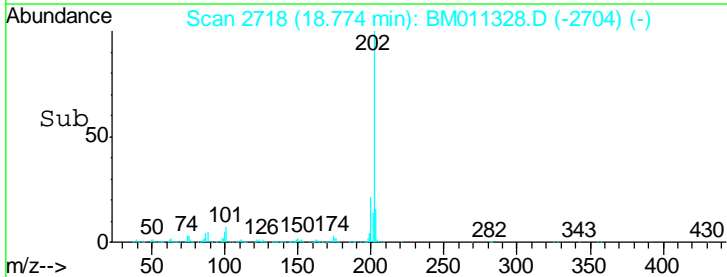
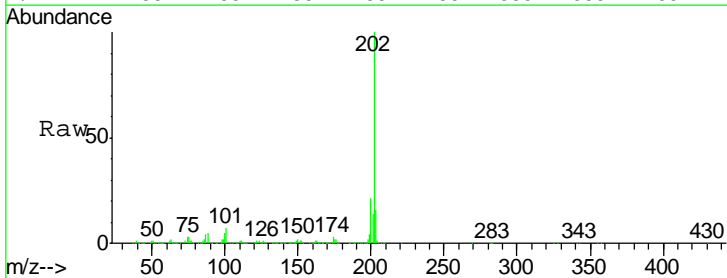
Instrument :
 BNA_M
 ClientSampled :
 PB101735BS

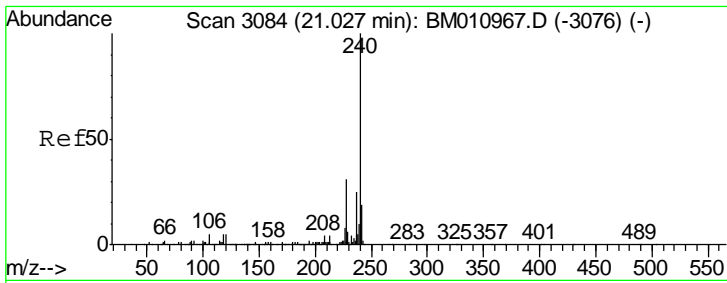
Tgt Ion	Resp	Lower	Upper
149	1867128		
150	10.2	7.5	11.3
104	9.0	3.7	5.5#



#74
 Fluoranthene
 Concen: 46.77 ng
 RT: 18.77 min Scan# 2718
 Delta R.T. -0.02 min
 Lab File: BM011328.D
 Acq: 22 Aug 2017 15:42

Tgt Ion	Resp	Lower	Upper
202	2475966		
101	6.7	0.0	28.7
203	15.9	0.0	37.2



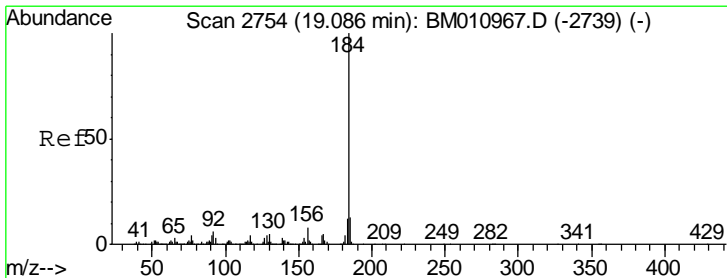
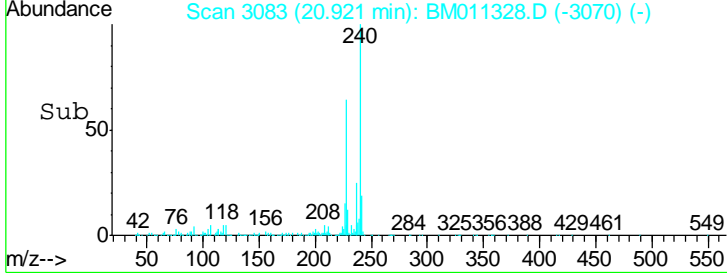
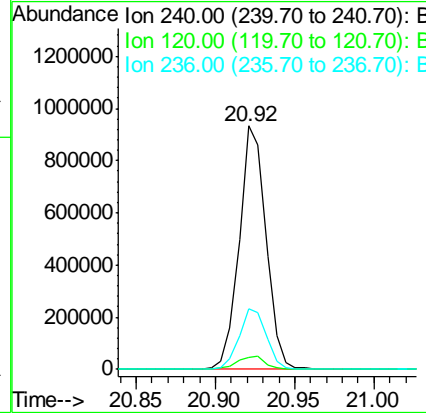
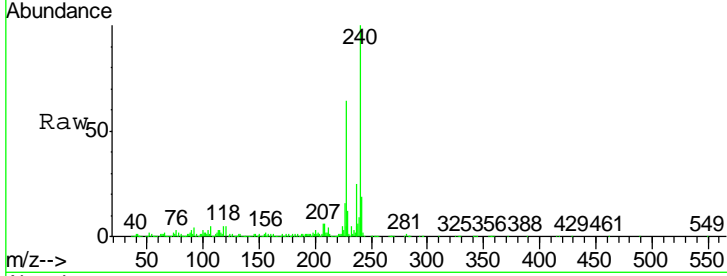


#75
 Chrysene-d12
 Concen: 20.00 ng
 RT: 20.92 min Scan# 3083
 Delta R.T. -0.02 min
 Lab File: BM011328.D
 Acq: 22 Aug 2017 15:42

Instrument :
 BNA_M
 ClientSampled :
 PB101735BS

Tgt Ion: 240 Resp: 1092760

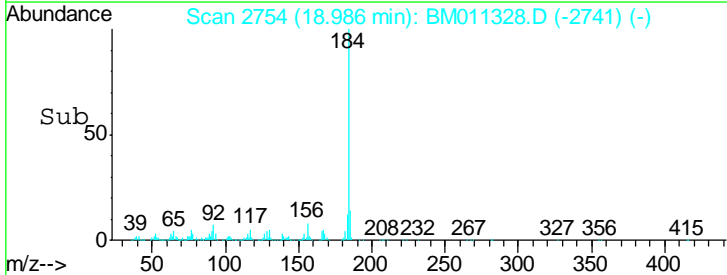
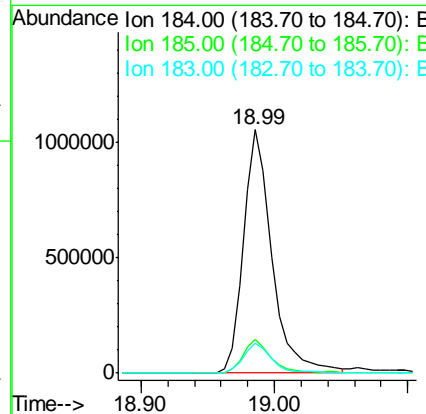
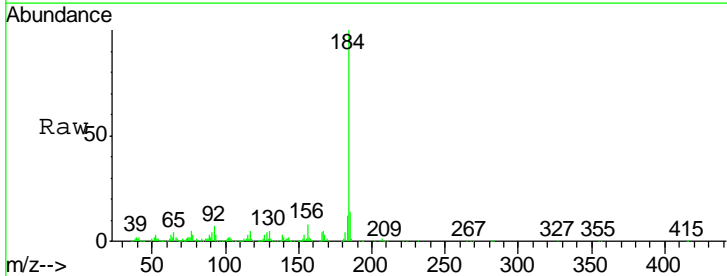
Ion	Ratio	Lower	Upper
240	100		
120	5.1	8.2	12.2#
236	24.9	20.0	30.0

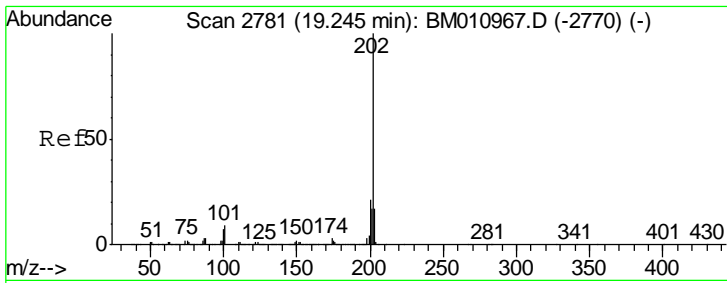


#76
 Benzidine
 Concen: 59.68 ng
 RT: 18.99 min Scan# 2754
 Delta R.T. -0.02 min
 Lab File: BM011328.D
 Acq: 22 Aug 2017 15:42

Tgt Ion: 184 Resp: 1560198

Ion	Ratio	Lower	Upper
184	100		
185	14.1	11.3	16.9
183	12.1	8.9	13.3



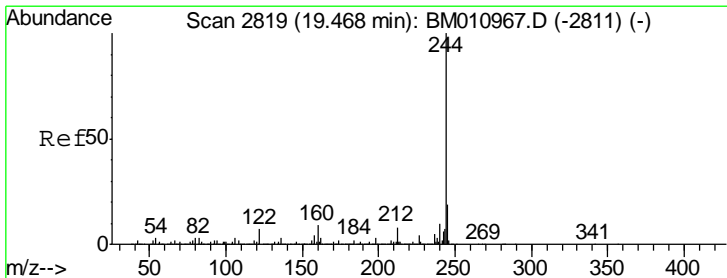
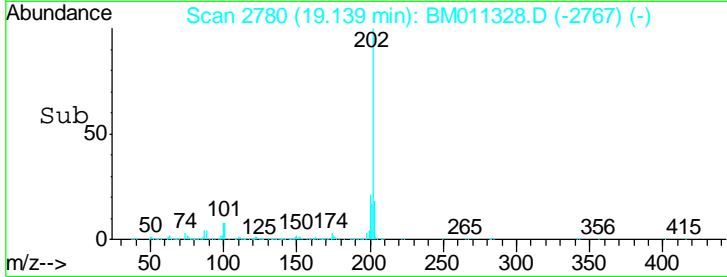
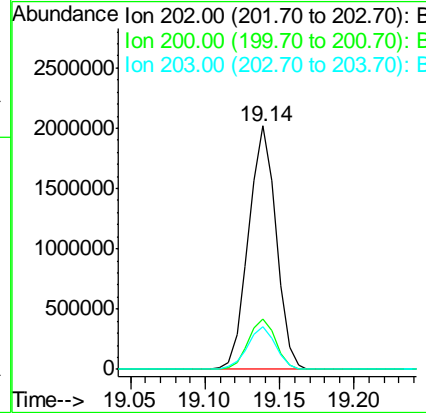
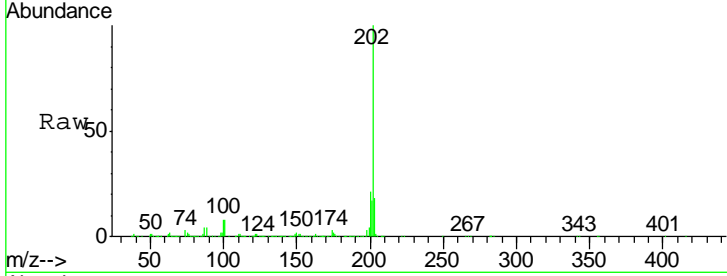


#77
 Pyrene
 Concen: 39.60 ng
 RT: 19.14 min Scan# 2780
 Delta R.T. -0.02 min
 Lab File: BM011328.D
 Acq: 22 Aug 2017 15:42

Instrument :
 BNA_M
 ClientSampled :
 PB101735BS

Tgt Ion: 202 Resp: 2571124

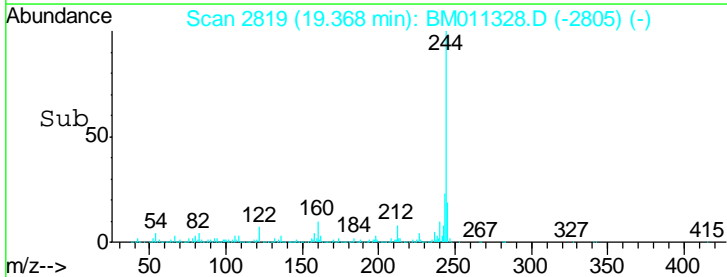
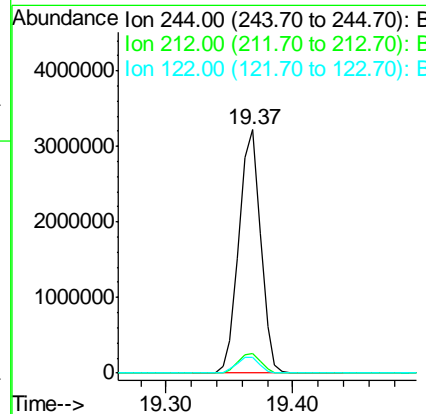
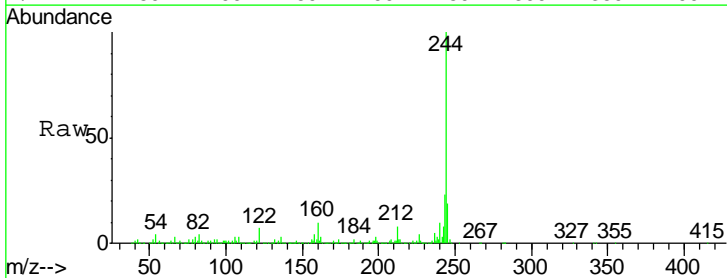
Ion	Ratio	Lower	Upper
202	100		
200	20.6	16.9	25.3
203	17.6	14.1	21.1

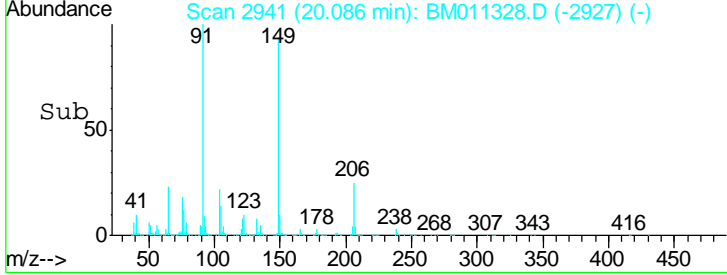
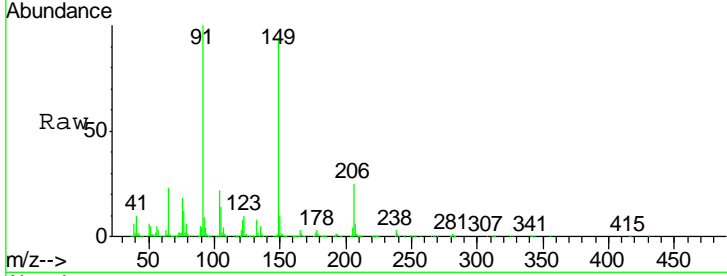
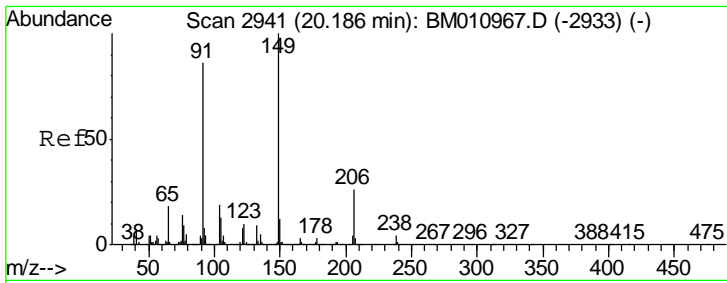


#78
 Terphenyl-d14
 Concen: 68.78 ng
 RT: 19.37 min Scan# 2819
 Delta R.T. -0.02 min
 Lab File: BM011328.D
 Acq: 22 Aug 2017 15:42

Tgt Ion: 244 Resp: 3794349

Ion	Ratio	Lower	Upper
244	100		
212	8.3	4.9	7.3#
122	6.6	6.2	9.4

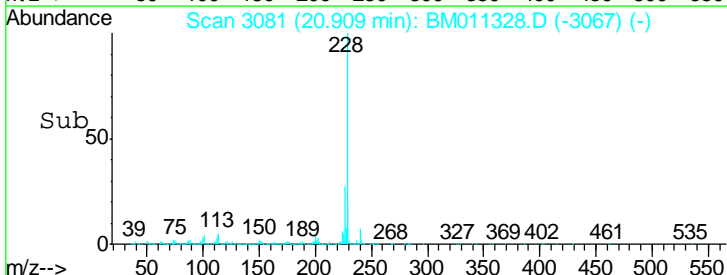
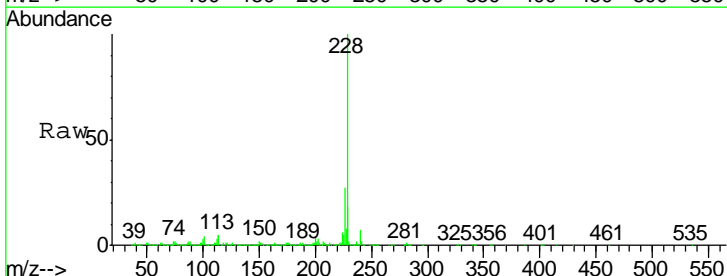
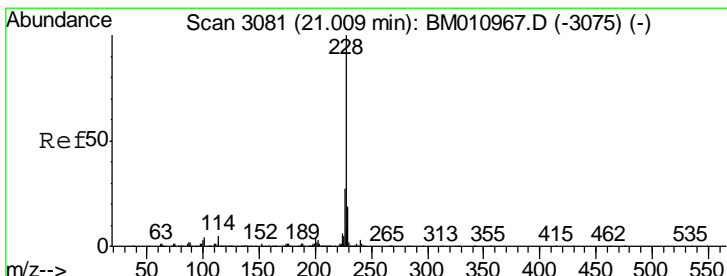
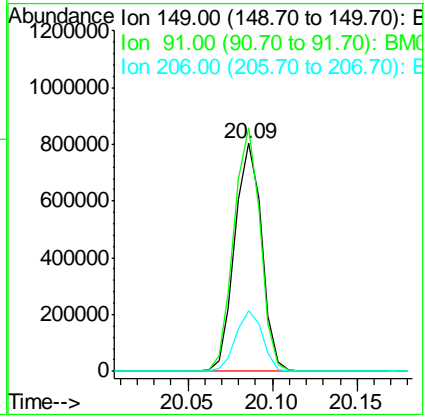




#79
 Butylbenzylphthalate
 Concen: 38.58 ng
 RT: 20.09 min Scan# 2941
 Delta R.T. -0.02 min
 Lab File: BM011328.D
 Acq: 22 Aug 2017 15:42

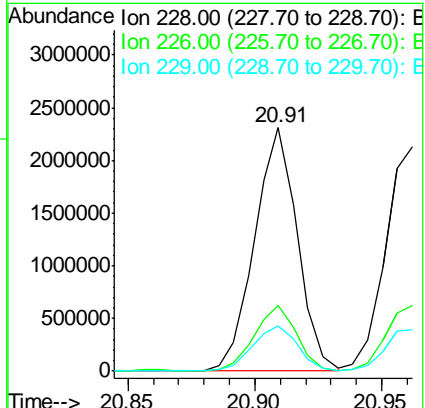
Instrument :
 BNA_M
 ClientSampled :
 PB101735BS

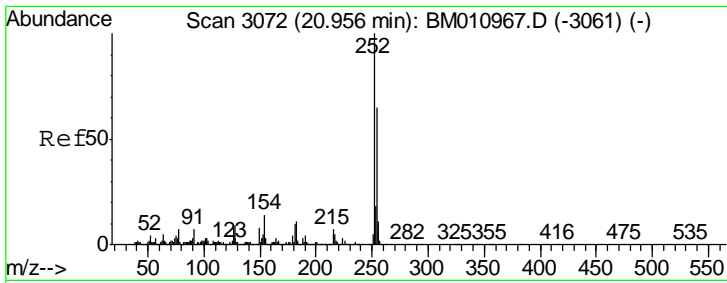
Tgt Ion	Resp	Lower	Upper
149	890843		
149	100		
91	106.8	50.1	75.1#
206	26.4	16.2	24.2#



#80
 Benzo(a)anthracene
 Concen: 43.49 ng
 RT: 20.91 min Scan# 3081
 Delta R.T. -0.02 min
 Lab File: BM011328.D
 Acq: 22 Aug 2017 15:42

Tgt Ion	Resp	Lower	Upper
228	2713296		
228	100		
226	26.8	21.7	32.5
229	18.4	16.0	24.0

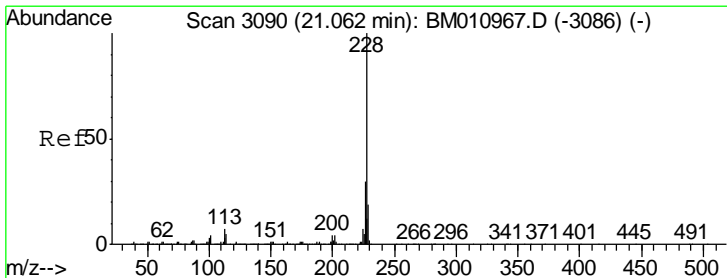
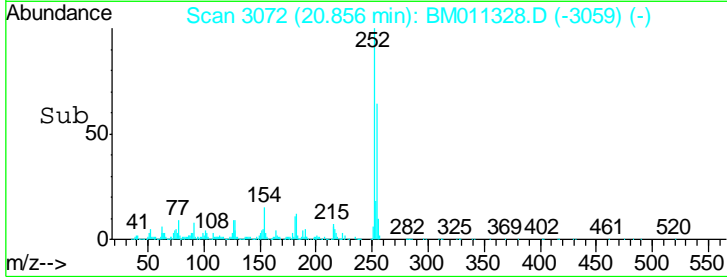
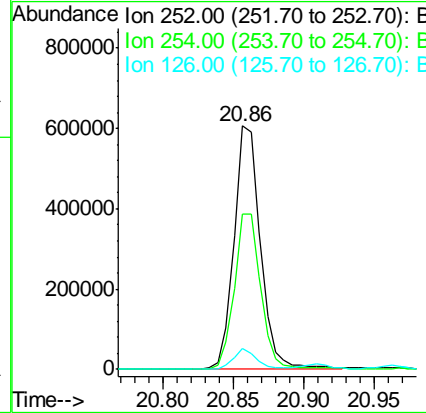
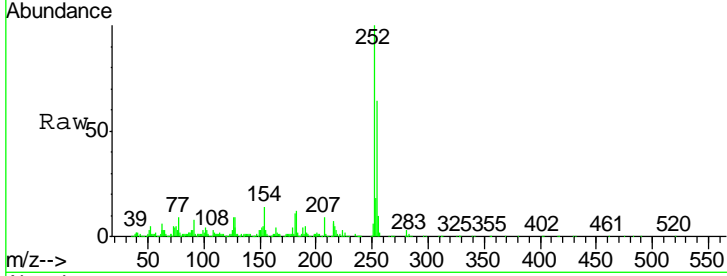




#81
 3,3'-Dichlorobenzidine
 Concen: 32.34 ng
 RT: 20.86 min Scan# 3072
 Delta R.T. -0.02 min
 Lab File: BM011328.D
 Acq: 22 Aug 2017 15:42

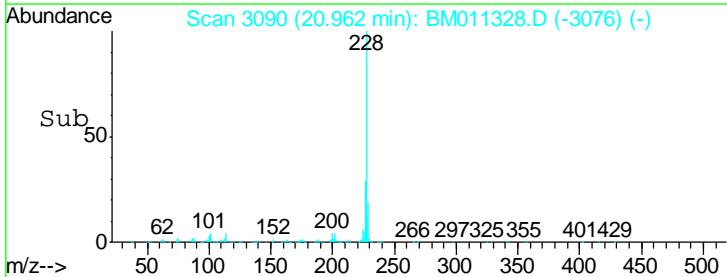
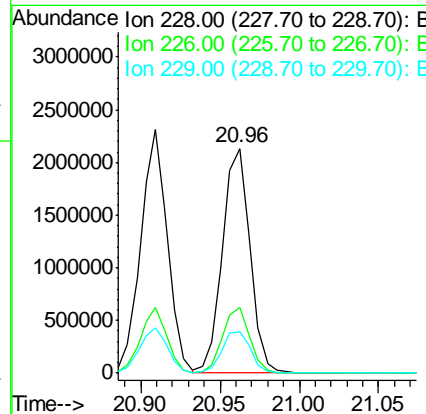
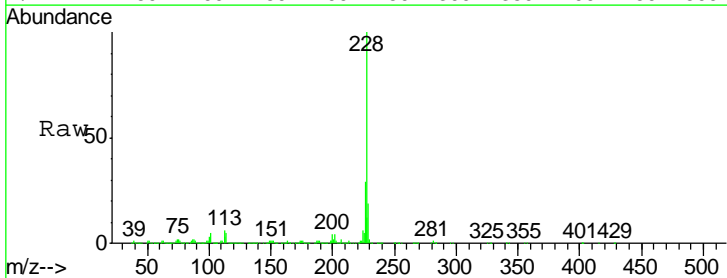
Instrument :
 BNA_M
 ClientSampleId :
 PB101735BS

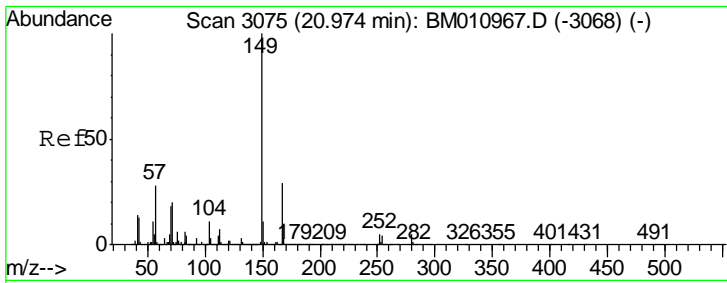
Tgt Ion	Resp	Lower	Upper
252	791622		
254	63.9	51.9	77.9
126	8.7	9.8	14.8#



#82
 Chrysene
 Concen: 42.85 ng
 RT: 20.96 min Scan# 3090
 Delta R.T. -0.02 min
 Lab File: BM011328.D
 Acq: 22 Aug 2017 15:42

Tgt Ion	Resp	Lower	Upper
228	2566215		
226	29.3	24.1	36.1
229	18.7	15.5	23.3

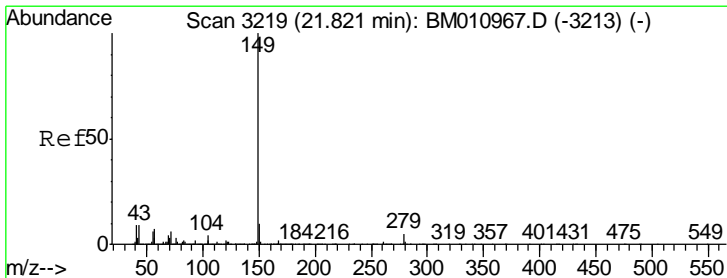
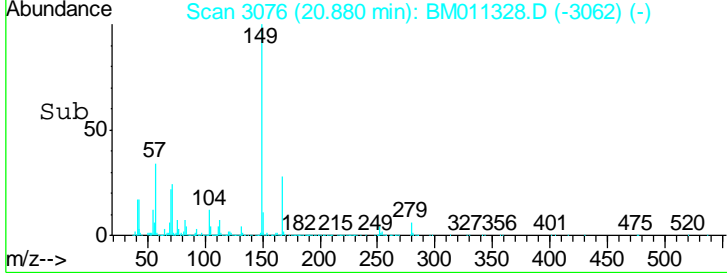
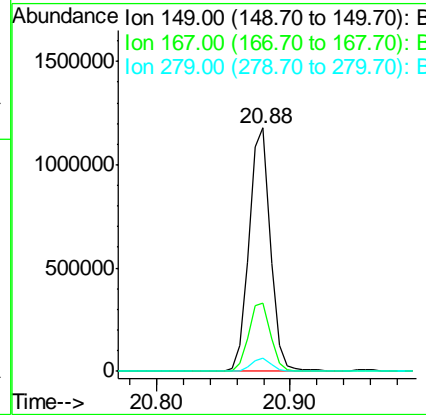
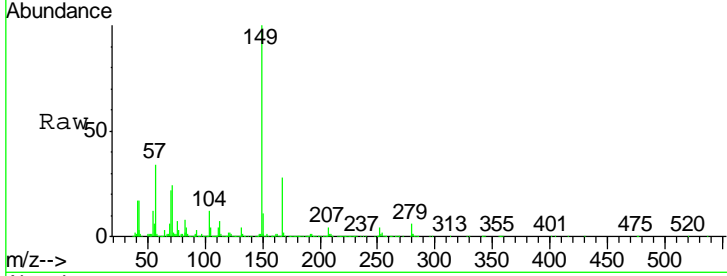




#83
 Bis(2-ethylhexyl)phthalate
 Concen: 37.89 ng
 RT: 20.88 min Scan# 3076
 Delta R.T. -0.02 min
 Lab File: BM011328.D
 Acq: 22 Aug 2017 15:42

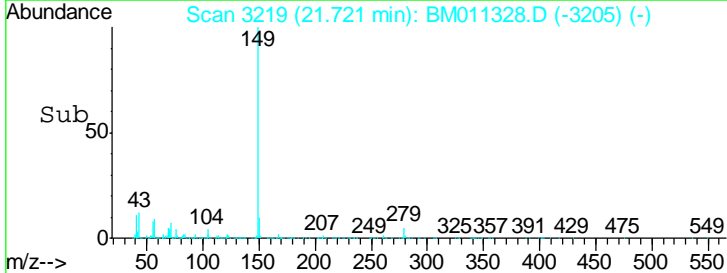
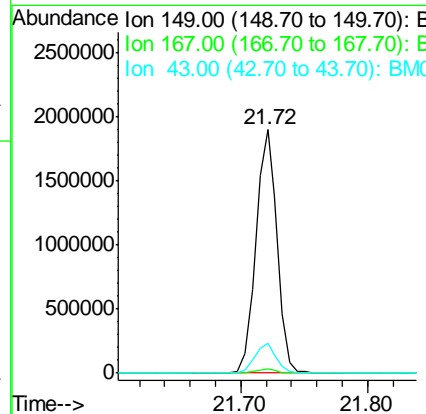
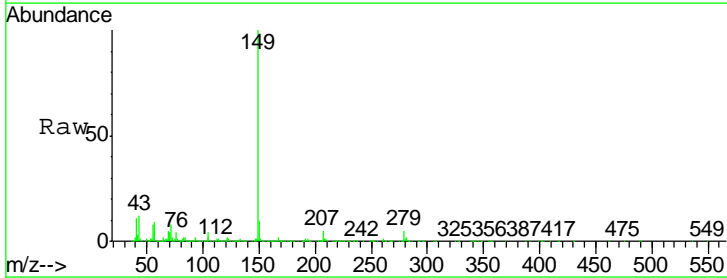
Instrument :
 BNA_M
 ClientSampled :
 PB101735BS

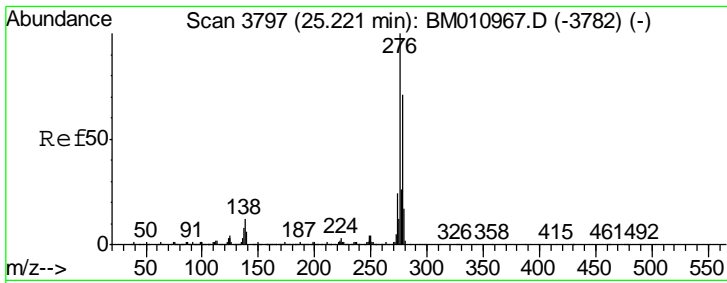
Tgt Ion	Resp	Lower	Upper
149	1286958		
167	28.0	22.4	33.6
279	5.6	3.4	5.0#



#84
 Di-n-octyl phthalate
 Concen: 39.91 ng
 RT: 21.72 min Scan# 3219
 Delta R.T. -0.02 min
 Lab File: BM011328.D
 Acq: 22 Aug 2017 15:42

Tgt Ion	Resp	Lower	Upper
149	2200227		
167	1.6	1.2	1.8
43	12.4	7.3	10.9#

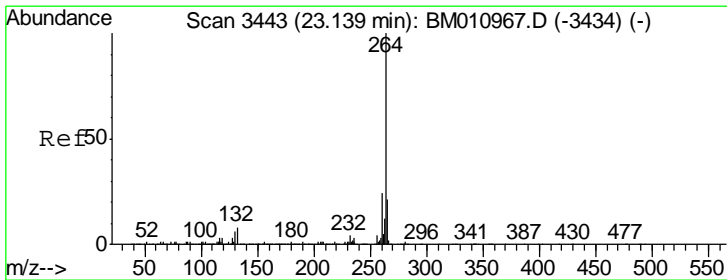
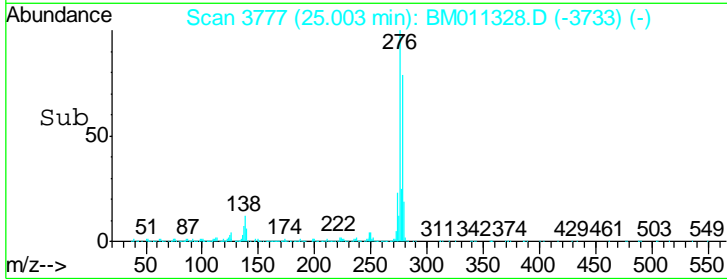
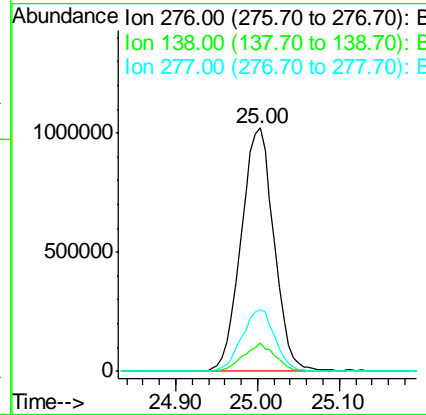
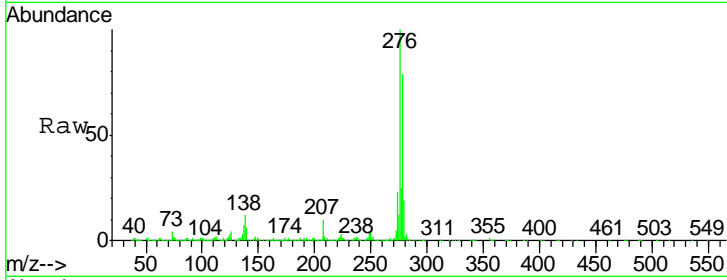




#85
 Indeno(1,2,3-cd)pyrene
 Concen: 46.12 ng
 RT: 25.00 min Scan# 3777
 Delta R.T. -0.04 min
 Lab File: BM011328.D
 Acq: 22 Aug 2017 15:42

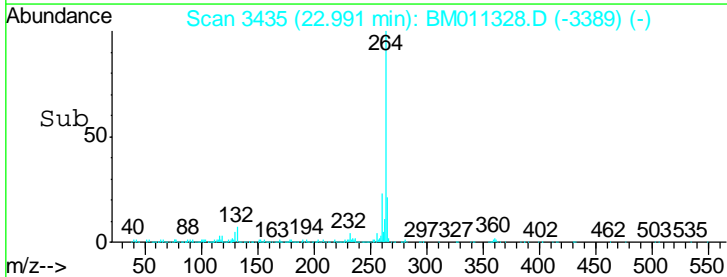
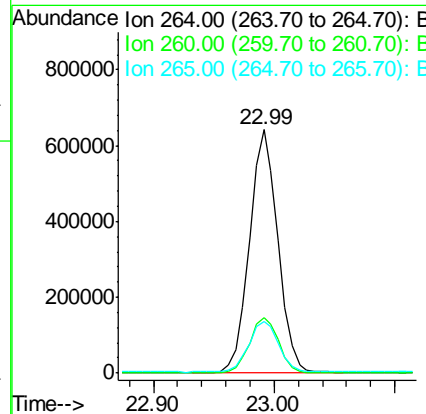
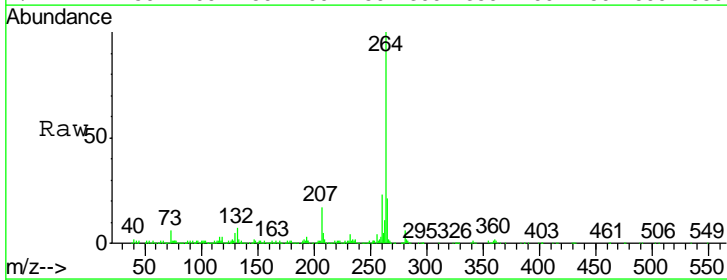
Instrument :
 BNA_M
 ClientSampled :
 PB101735BS

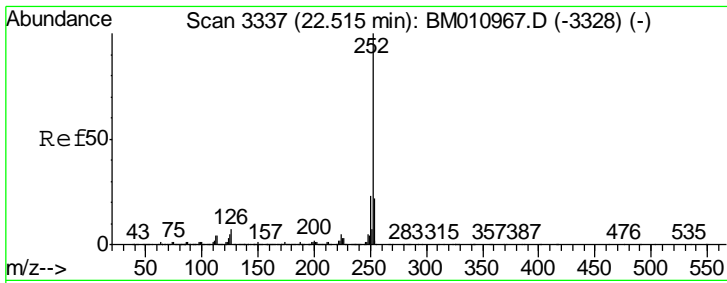
Tgt Ion	Resp	Lower	Upper
276	100		
138	11.2	12.0	18.0#
277	25.6	20.0	30.0



#86
 Perylene-d12
 Concen: 20.00 ng
 RT: 22.99 min Scan# 3435
 Delta R.T. -0.03 min
 Lab File: BM011328.D
 Acq: 22 Aug 2017 15:42

Tgt Ion	Resp	Lower	Upper
264	100		
260	23.0	18.6	27.8
265	21.4	17.3	25.9



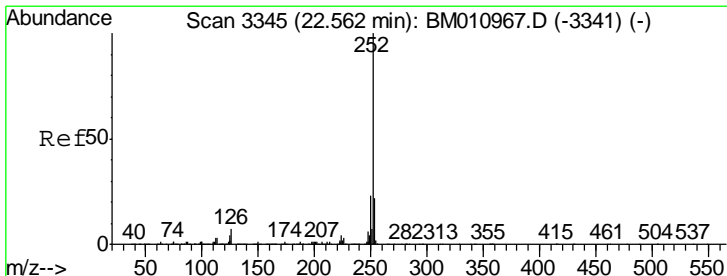
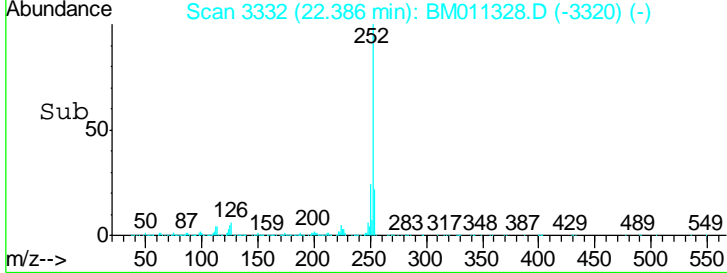
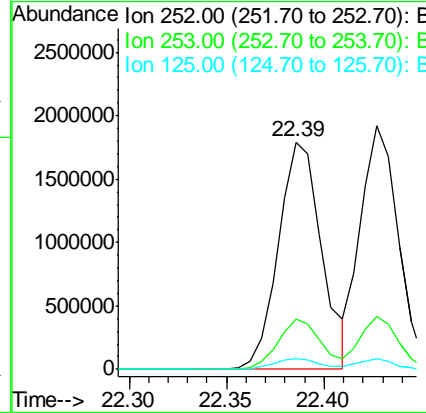
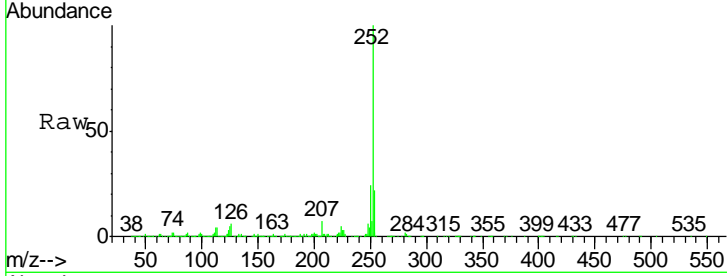


#87
 Benzo(b)fluoranthene
 Concen: 40.70 ng
 RT: 22.39 min Scan# 3332
 Delta R.T. -0.03 min
 Lab File: BM011328.D
 Acq: 22 Aug 2017 15:42

Instrument :
 BNA_M
 ClientSampled :
 PB101735BS

Tgt Ion: 252 Resp: 2756099

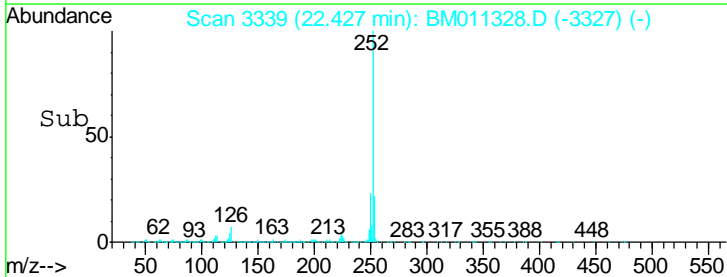
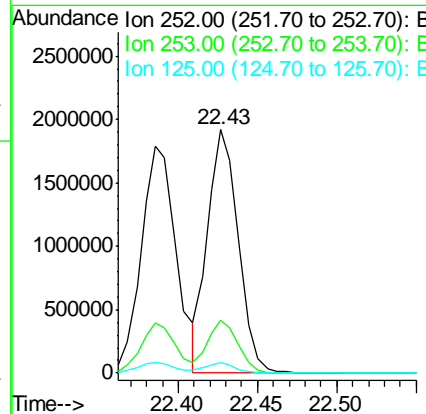
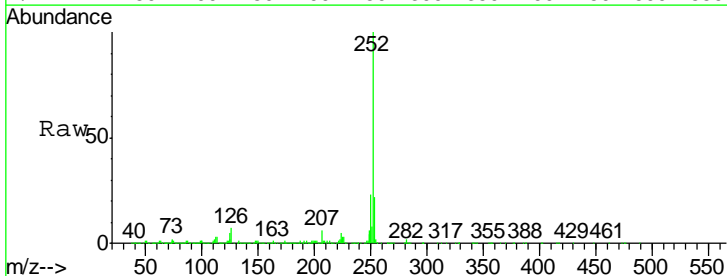
Ion	Ratio	Lower	Upper
252	100		
253	22.4	18.0	27.0
125	4.8	9.9	14.9#

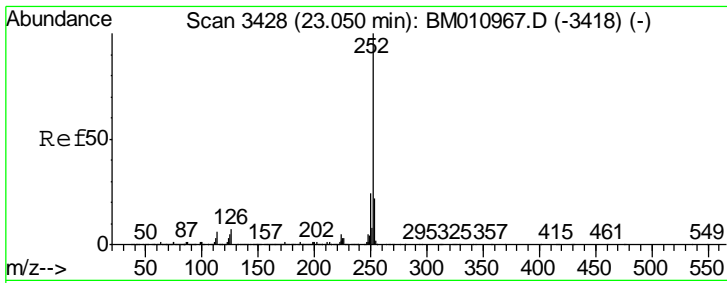


#88
 Benzo(k)fluoranthene
 Concen: 39.56 ng
 RT: 22.43 min Scan# 3339
 Delta R.T. -0.03 min
 Lab File: BM011328.D
 Acq: 22 Aug 2017 15:42

Tgt Ion: 252 Resp: 2567915

Ion	Ratio	Lower	Upper
252	100		
253	21.9	17.2	25.8
125	4.6	8.1	12.1#



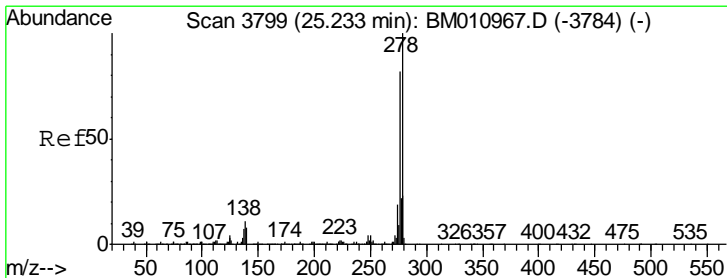
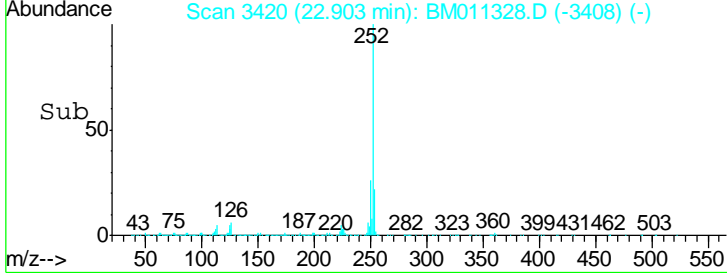
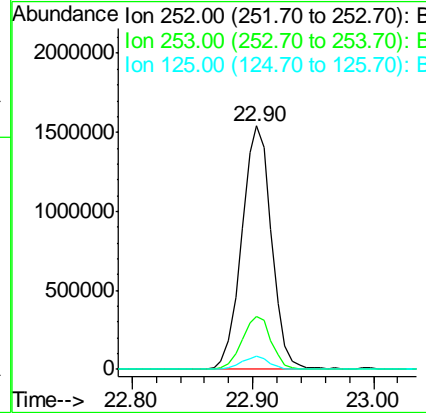
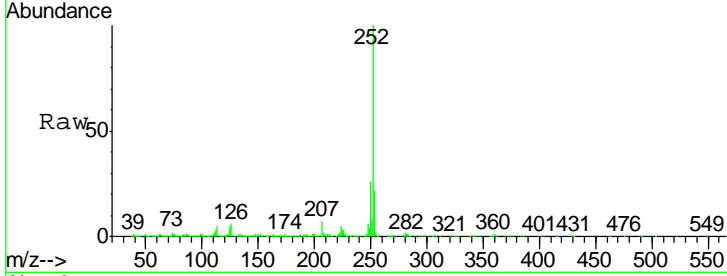


#89
 Benzo(a)pyrene
 Concen: 42.95 ng
 RT: 22.90 min Scan# 3420
 Delta R.T. -0.03 min
 Lab File: BM011328.D
 Acq: 22 Aug 2017 15:42

Instrument :
 BNA_M
 ClientSampled :
 PB101735BS

Tgt Ion: 252 Resp: 2632196

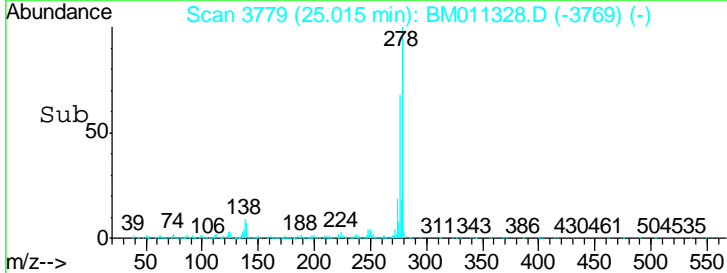
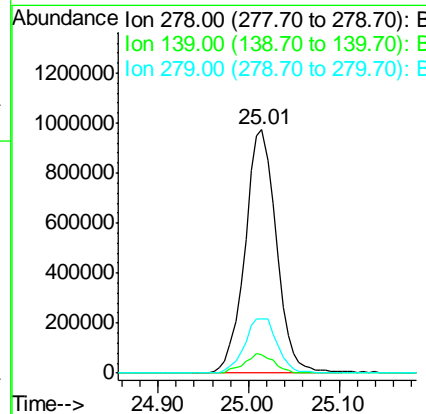
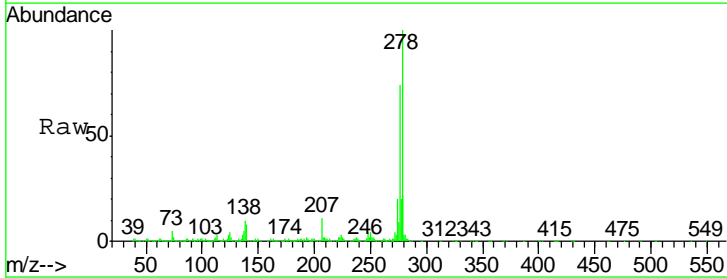
Ion	Ratio	Lower	Upper
252	100		
253	21.7	17.6	26.4
125	5.3	7.4	11.2#

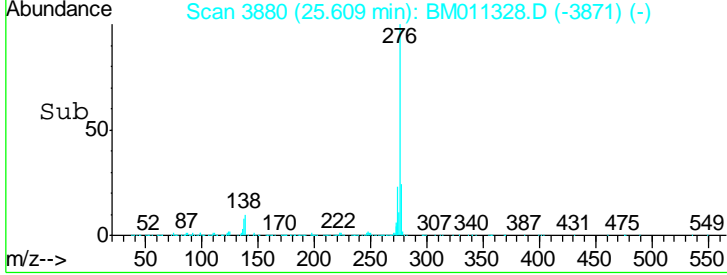
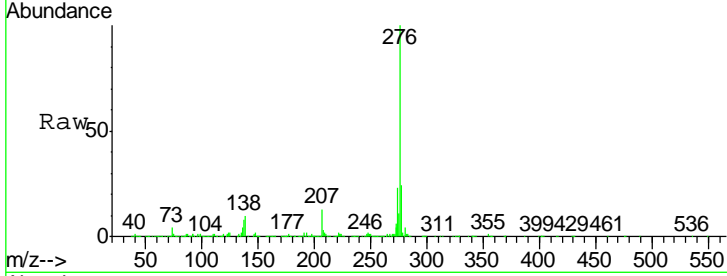
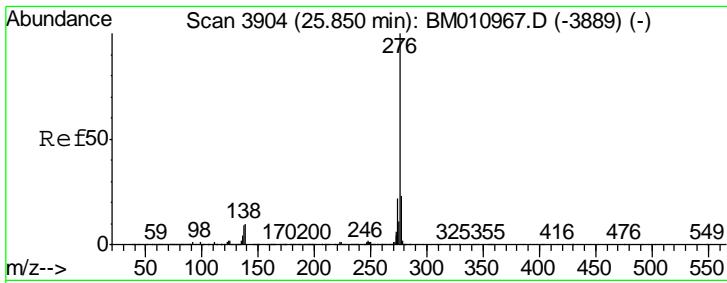


#90
 Dibenzo(a,h)anthracene
 Concen: 41.25 ng
 RT: 25.01 min Scan# 3779
 Delta R.T. -0.04 min
 Lab File: BM011328.D
 Acq: 22 Aug 2017 15:42

Tgt Ion: 278 Resp: 2343708

Ion	Ratio	Lower	Upper
278	100		
139	7.5	13.4	20.0#
279	22.3	19.0	28.4





#91
 Benzo(a,h,i)perylene
 Concen: 42.24 ng
 RT: 25.61 min Scan# 3880
 Delta R.T. -0.05 min
 Lab File: BM011328.D
 Acq: 22 Aug 2017 15:42

Instrument :
 BNA_M
 ClientSampleId :
 PB101735BS

Tot Ion: 276 Resp: 2356264

Ion	Ratio	Lower	Upper
276	100		
277	24.1	18.5	27.7
138	9.7	19.0	28.6#

