LSC Area Percent Report

Data Path : Z:\HPCHEM1\BNA_M\DATA\BM091917\
Data File : BM011607.D
Acq On : 19 Sep 2017 16:48
Operator : SJ/JU
Sample : I5234-19DL 10X
Misc :
ALS Vial : 12 Sample Multiplier: 1

Instrument :
BNA_M
ClientSampleId :
C0AB8DL

Integration Parameters: LSCINT.P
Integrator: RTE
Smoothing : OFF Filtering: 5
Sampling : 1 Min Area: 0.1 % of largest Peak
Start Thrs: 0.2 Max Peaks: 100
Stop Thrs : 0 Peak Location: TOP

If leading or trailing edge < 100 prefer < Baseline drop else tangent >
Peak separation: 5

Method : Z:\HPCHEM1\BNA_M\METHODS\SOM-EPA-BM090817MA.M
Title : SVOA CALIBRATION

Signal : TIC

peak #	R.T. min	first scan	max scan	last scan	PK TY	peak height	corr. area	corr. % max.	% of total
1	5.275	331	338	356	rBV	8933415	13337984	38.02%	12.064%
2	6.057	466	471	481	rBV2	31129	63495	0.18%	0.057%
3	7.122	647	652	661	rBV5	22697	60824	0.17%	0.055%
4	7.292	675	681	692	rBV	114655	208064	0.59%	0.188%
5	7.498	708	716	731	rBV2	100951	231743	0.66%	0.210%
6	7.857	768	777	789	rBV	2119787	3487582	9.94%	3.155%
7	8.004	789	802	820	rVV	14183292	23816909	67.90%	21.542%
8	8.328	847	857	876	rBV	21381196	35076892	100.00%	31.727%
9	8.669	908	915	928	rBV	52468	117709	0.34%	0.106%
10	9.128	984	993	996	rBV	134906	238236	0.68%	0.215%
11	9.175	996	1001	1016	rVB	829168	1525660	4.35%	1.380%
12	9.580	1064	1070	1083	rVB2	56407	103499	0.30%	0.094%
13	9.798	1099	1107	1111	rBV7	22779	47189	0.13%	0.043%
14	9.857	1111	1117	1130	rVB2	72183	170368	0.49%	0.154%
15	10.392	1200	1208	1215	rBV	114972	246976	0.70%	0.223%
16	10.457	1216	1219	1229	rVB2	27260	56209	0.16%	0.051%
17	10.557	1229	1236	1240	rVB2	29123	49294	0.14%	0.045%
18	10.633	1240	1249	1259	rBV	2773616	4555286	12.99%	4.120%
19	10.775	1265	1273	1287	rVB	1618064	2857708	8.15%	2.585%
20	10.898	1287	1294	1301	rBV4	20594	51441	0.15%	0.047%
21	11.157	1329	1338	1350	rBV	1022109	1806132	5.15%	1.634%
22	11.369	1369	1374	1382	rVV	284071	511723	1.46%	0.463%
23	11.586	1405	1411	1422	rBV2	63698	141588	0.40%	0.128%
24	12.798	1606	1617	1629	rVB2	46897	94920	0.27%	0.086%
25	13.404	1714	1720	1731	rBV2	252457	436940	1.25%	0.395%
26	13.610	1750	1755	1768	rVB3	96220	176272	0.50%	0.159%
27	13.998	1815	1821	1834	rBV	307598	478507	1.36%	0.433%
28	14.292	1864	1871	1878	rBV	305858	479305	1.37%	0.434%
29	14.598	1912	1923	1935	rBV2	2448947	3762235	10.73%	3.403%
30	15.586	2085	2091	2102	rBV	436726	666401	1.90%	0.603%
31	15.698	2105	2110	2122	rVV2	73276	132799	0.38%	0.120%
32	17.339	2382	2389	2400	rBV	3021523	4382510	12.49%	3.964%
33	17.433	2400	2405	2417	rVB2	473135	743818	2.12%	0.673%
34	19.721	2788	2794	2806	rBV	600106	860271	2.45%	0.778%

LSC Area Percent Report

Data Path : Z:\HPCHEM1\BNA_M\DATA\BM091917\
Data File : BM011607.D
Acq On : 19 Sep 2017 16:48
Operator : SJ/JU
Sample : I5234-19DL 10X
Misc :
ALS Vial : 12 Sample Multiplier: 1

Instrument :
BNA_M
ClientSampleId :
C0AB8DL

Integration Parameters: LSCINT.P
Integrator: RTE
Smoothing : OFF Filtering: 5
Sampling : 1 Min Area: 0.1 % of largest Peak
Start Thrs: 0.2 Max Peaks: 100
Stop Thrs : 0 Peak Location: TOP

If leading or trailing edge < 100 prefer < Baseline drop else tangent >
Peak separation: 5

Method : Z:\HPCHEM1\BNA_M\METHODS\SOM-EPA-BM090817MA.M
Title : SVOA CALIBRATION

35	21.503	3091	3097	3105	rBV	3498322	4695545	13.39%	4.247%
36	23.715	3468	3473	3483	rVB3	447472	927713	2.64%	0.839%
37	23.874	3493	3500	3515	rVB	2032731	3958899	11.29%	3.581%

Sum of corrected areas: 110558646

Data Path : Z:\HPCHEM1\BNA_M\DATA\BM091917\
Data File : BM011607.D
Acq On : 19 Sep 2017 16:48
Operator : SJ/JU
Sample : I5234-19DL 10X
Misc :
ALS Vial : 12 Sample Multiplier: 1

Instrument :
BNA_M
ClientSampleId :
C0AB8DL

Quant Method : Z:\HPCHEM1\BNA_M\METHODS\SOM-EPA-BM090817MA.M
Quant Title : SVOA CALIBRATION

TIC Library : C:\DATABASE\NIST02.L
TIC Integration Parameters: LSCINT.P

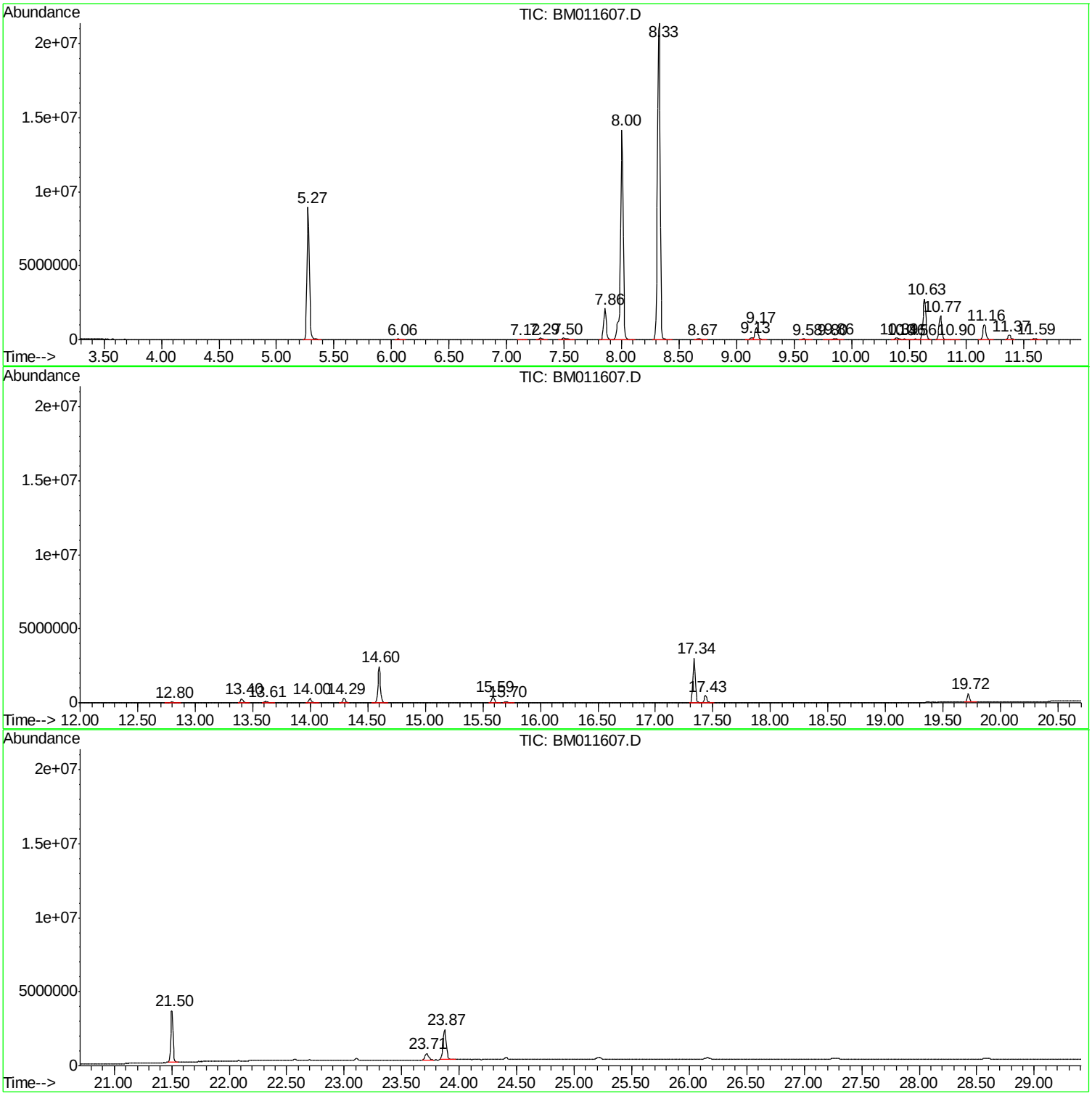

Library Search Compound Report

Data Path : Z:\HPCHEM1\BNA_M\DATA\BM091917\
Data File : BM011607.D
Acq On : 19 Sep 2017 16:48
Operator : SJ/JU
Sample : I5234-19DL 10X
Misc :
ALS Vial : 12 Sample Multiplier: 1

Instrument :
BNA_M
ClientSampleId :
C0AB8DL

Quant Method : Z:\HPCHEM1\BNA_M\METHODS\SOM-EPA-BM090817MA.M
Quant Title : SVOA CALIBRATION

TIC Library : C:\DATABASE\NIST02.L
TIC Integration Parameters: LSCINT.P

****
Peak Number 6 Benzene, 1-chloro-3-nitro- Concentration Rank 5

R.T.	EstConc	Area	Relative to ISTD	R.T.
11.37	3.58 ng/ul	511723	Naphthalene-d8	10.77

Hit# of 5	Tentative ID	MW	MolForm	CAS#	Qual
1	Benzene, 1-chloro-3-nitro-	157	C6H4ClNO2	000121-73-3	91
2	Benzene, 1-chloro-3-nitro-	157	C6H4ClNO2	000121-73-3	91
3	Benzene, 1-chloro-2-nitro-	157	C6H4ClNO2	000088-73-3	89
4	Benzene, 1-chloro-3-nitro-	157	C6H4ClNO2	000121-73-3	86
5	Benzene, 1-chloro-4-nitro-	157	C6H4ClNO2	000100-00-5	64

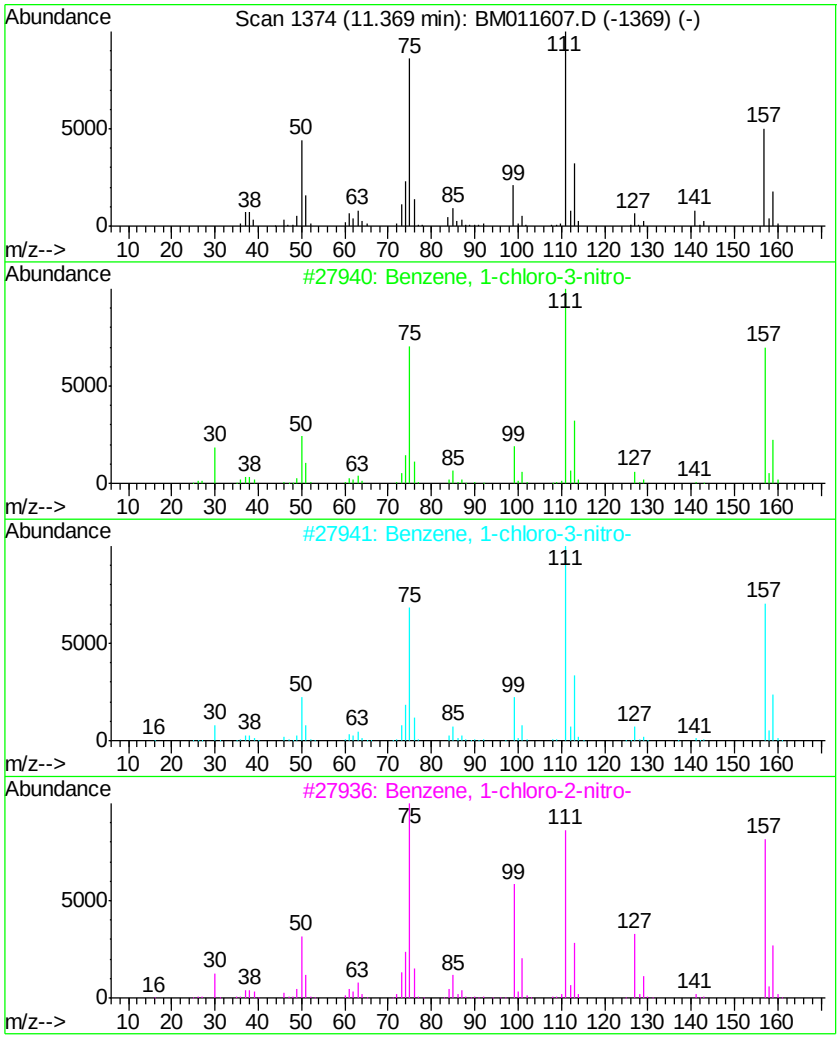

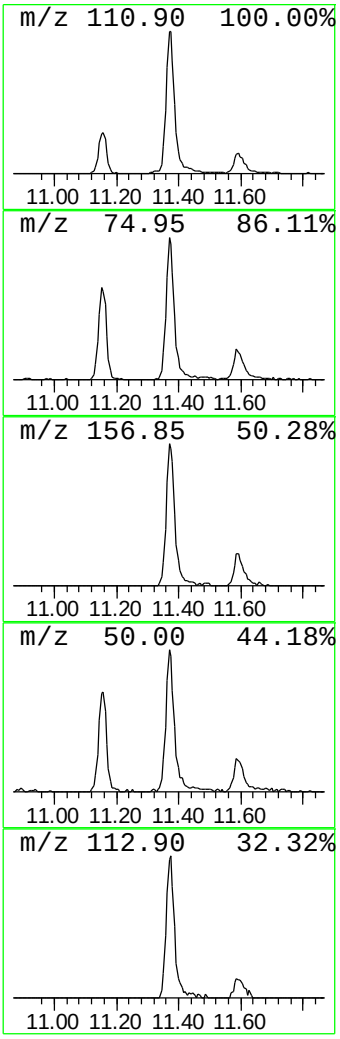

Tentatively Identified Compound (LSC) summary

Data Path : Z:\HPCHEM1\BNA_M\DATA\BM091917\
Data File : BM011607.D
Acq On : 19 Sep 2017 16:48
Operator : SJ/JU
Sample : I5234-19DL 10X
Misc :
ALS Vial : 12 Sample Multiplier: 1

Instrument :
BNA_M
ClientSampleId :
C0AB8DL

Quant Method : Z:\HPCHEM1\BNA_M\METHODS\SOM-EPA-BM090817MA.M
Quant Title : SVOA CALIBRATION

TIC Library : C:\DATABASE\NIST02.L
TIC Integration Parameters: LSCINT.P

TIC Top Hit name	RT	EstConc	Units	Response	Internal Standard #	RT	Resp	Conc
Benzene, 1-chloro...	11.37	3.6	ng/ul	511723	2	10.77	2857710	20.0