

Data File : BM027592.D
 Acq On : 02 Oct 2020 21:47
 Operator : JU/CG
 Sample : L4166-08
 Misc :
 ALS Vial : 16 Sample Multiplier: 1

Instrument :
 BNA_M
 ClientSampleId :
 C0AC9

Quant Time: Oct 03 01:38:29 2020
 Quant Method : Z:\SVOASRV\HPCHEM1\BNA_M\METHODS\SOM-EPA-SIM-BM092320.M
 Quant Title : ASP BNA STANDARDS FOR 5 POINT CALIBRATION
 QLast Update : Fri Oct 02 13:04:03 2020
 Response via : Initial Calibration

Internal Standards	R.T.	QIon	Response	Conc	Units	Dev(Min)
1) 1,4-Dichlorobenzene-d4	7.80	152	992	0.40	ng/ul	0.00
2) Naphthalene-d8	10.58	136	2957	0.40	ng/ul	0.00
6) Acenaphthene-d10	14.43	164	2265	0.40	ng/ul	0.00
10) Phenanthrene-d10	17.17	188	5668	0.40	ng/ul	0.00
16) Chrysene-d12	21.35	240	6825	0.40	ng/ul	0.00
20) Perylene-d12	23.60	264	7196	0.40	ng/ul	0.00

System Monitoring Compounds	R.T.	QIon	Response	Conc	Units	Dev(Min)
4) 2-Methylnaphthalene-d10	12.17	152	1040	0.19	ng/ul	0.00
14) Fluoranthene-d10	19.19	212	3807	0.25	ng/ul	0.00

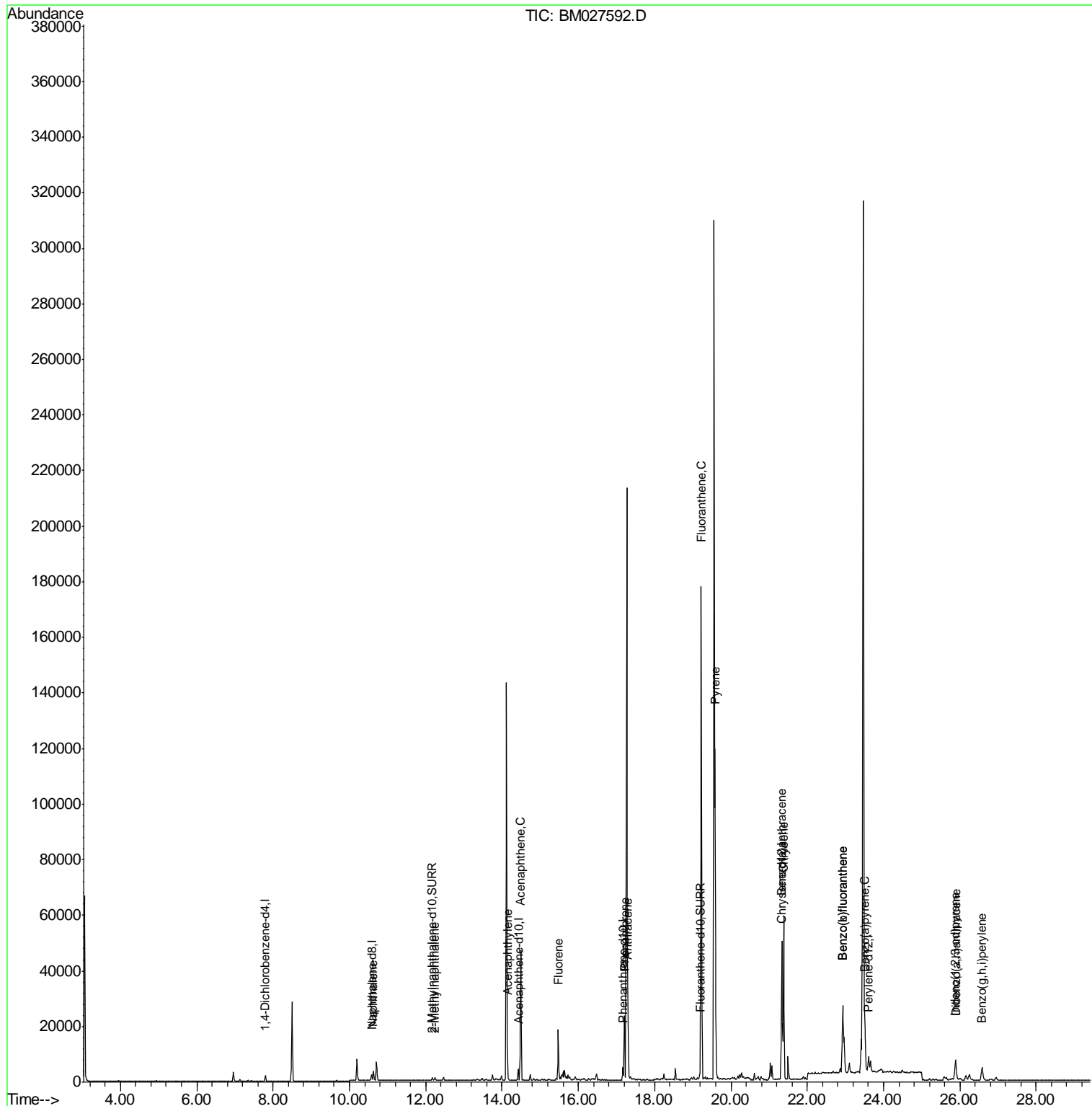
Target Compounds	R.T.	QIon	Response	Conc	Units	Qvalue
3) Naphthalene	10.63	128	4369	0.505	ng/ul	99
5) 2-Methylnaphthalene	12.25	142	618	0.098	ng/ul	98
7) Acenaphthylene	14.15	152	1379	0.119	ng/ul#	82
8) Acenaphthene	14.49	153	25978	3.156	ng/ul	97
9) Fluorene	15.48	166	11044	1.084	ng/ul	99
12) Phenanthrene	17.21	178	23238	1.329	ng/ul	99
13) Anthracene	17.30	178	26702	1.561	ng/ul	100
15) Fluoranthene	19.22	202	158229	7.520	ng/ul	96
17) Pyrene	19.59	202	112711	3.619	ng/ul#	96
18) Benzo(a)anthracene	21.33	228	41258	1.542	ng/ul	99
19) Chrysene	21.38	228	55214	1.991	ng/ul	99
21) Benzo(b)fluoranthene	22.93	252	56998	1.966	ng/ul	99
22) Benzo(k)fluoranthene	22.93	252	56998	1.891	ng/ul	98
23) Benzo(a)pyrene	23.51	252	23625	0.910	ng/ul	99
24) Indeno(1,2,3-cd)pyrene	25.88	276	12542	0.375	ng/ul#	95
25) Dibenzo(a,h)anthracene	25.89	278	3960	0.144	ng/ul#	79
26) Benzo(g,h,i)perylene	26.58	276	10723	0.380	ng/ul	97

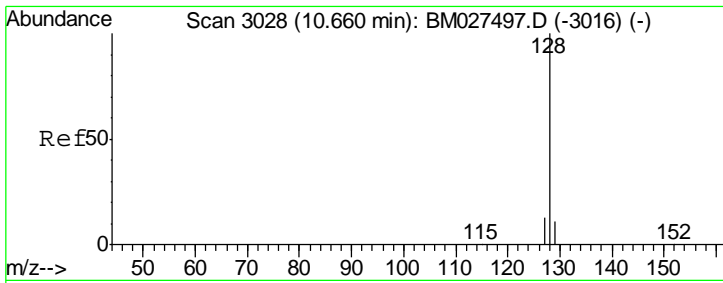
(#) = qualifier out of range (m) = manual integration (+) = signals summed

Data File : BM027592.D
Acq On : 02 Oct 2020 21:47
Operator : JU/CG
Sample : L4166-08
Misc :
ALS Vial : 16 Sample Multiplier: 1

Instrument :
BNA_M
ClientSampleId :
C0AC9

Quant Time: Oct 03 01:38:29 2020
Quant Method : Z:\SVOASRV\HPCHEM1\BNA_M\METHODS\SOM-EPA-SIM-BM092320.M
Quant Title : ASP BNA STANDARDS FOR 5 POINT CALIBRATION
QLast Update : Fri Oct 02 13:04:03 2020
Response via : Initial Calibration

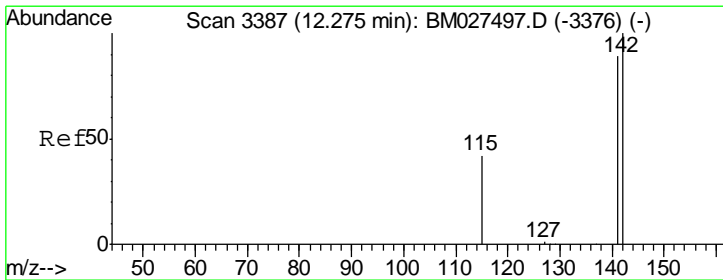
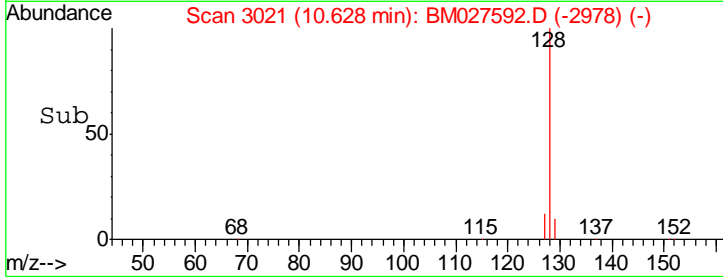
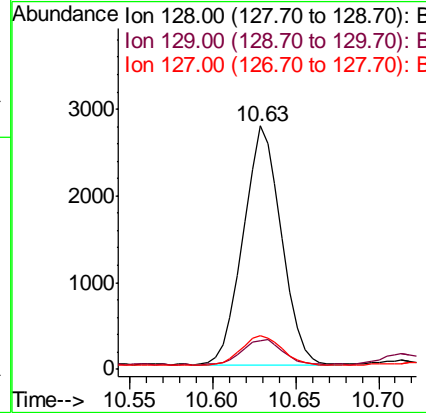
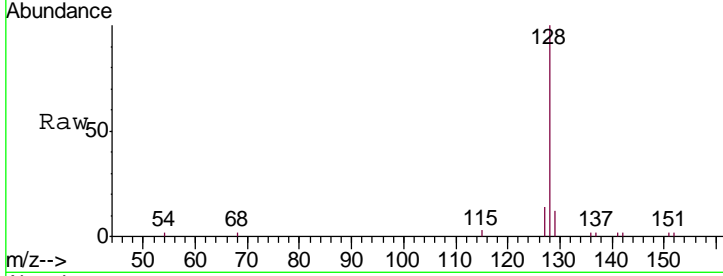




#3
 Naphthalene
 Concen: 0.505 ng/ul
 RT: 10.63 min Scan# 3021
 Delta R.T. -0.00 min
 Lab File: BM027592.D
 Acq: 02 Oct 2020 21:47

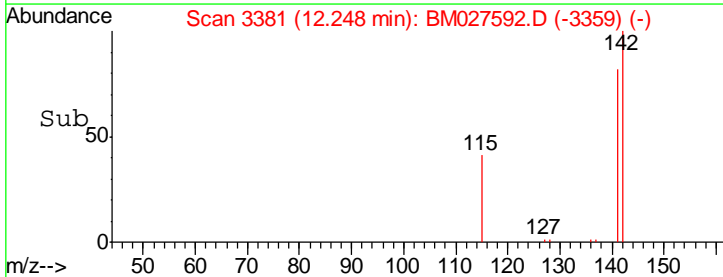
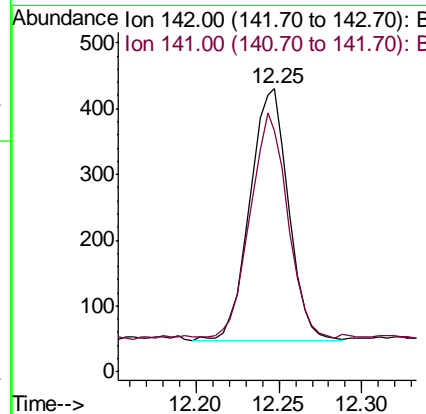
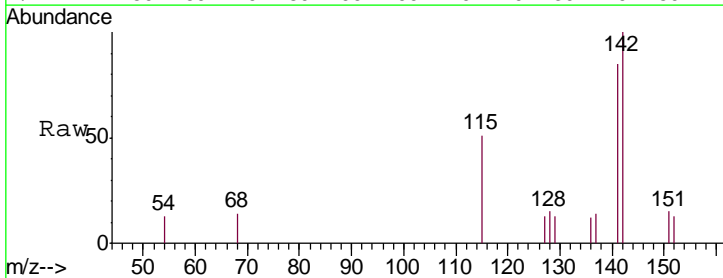
Instrument :
 BNA_M
 ClientSampled :
 C0AC9

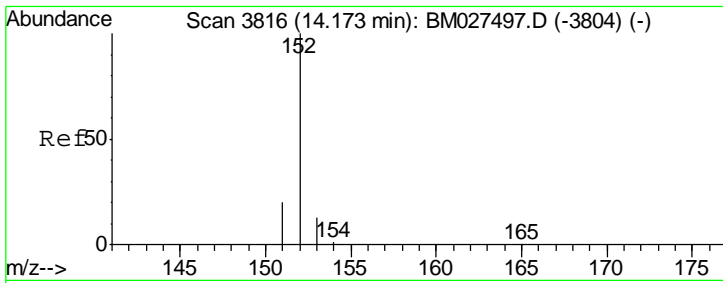
Tgt Ion	Resp	Lower	Upper
128	4369		
129	12.0	9.9	14.9
127	13.9	11.4	17.2



#5
 2-Methylnaphthalene
 Concen: 0.098 ng/ul
 RT: 12.25 min Scan# 3381
 Delta R.T. 0.00 min
 Lab File: BM027592.D
 Acq: 02 Oct 2020 21:47

Tgt Ion	Resp	Lower	Upper
142	618		
141	86.4	70.9	106.3

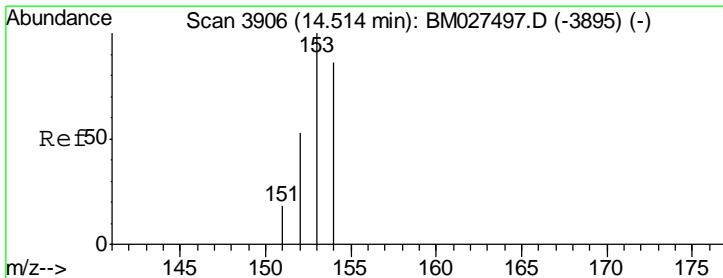
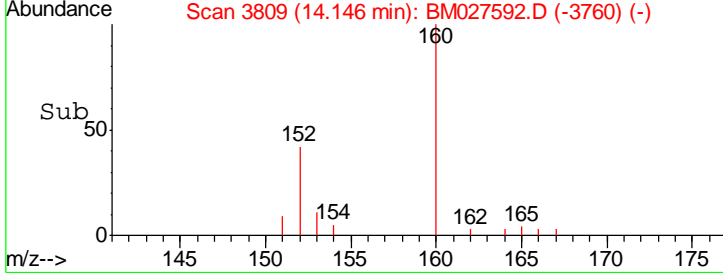
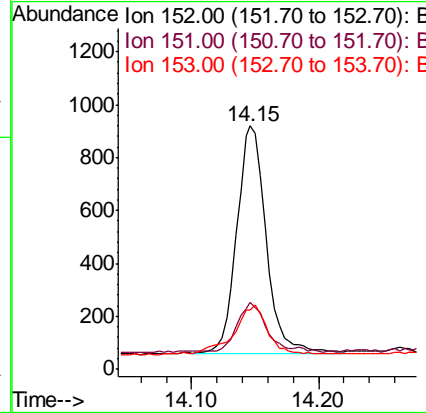
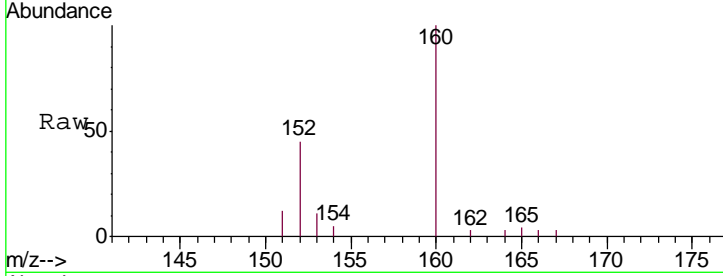




#7
 Acenaphthylene
 Concen: 0.119 ng/ul
 RT: 14.15 min Scan# 3809
 Delta R.T. -0.00 min
 Lab File: BM027592.D
 Acq: 02 Oct 2020 21:47

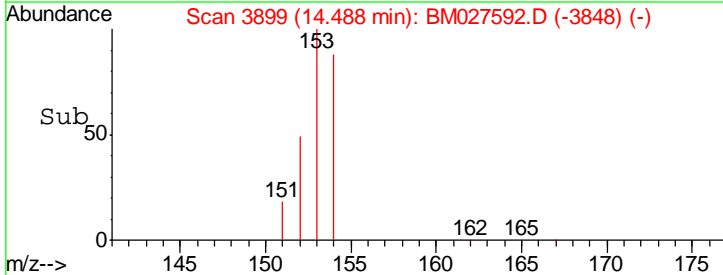
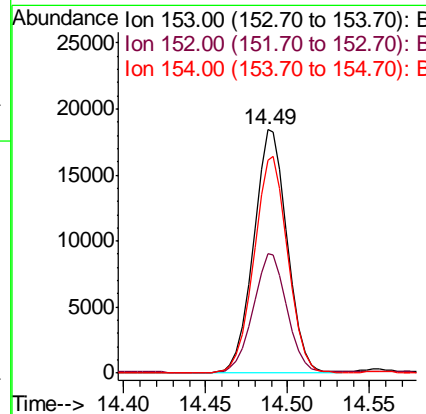
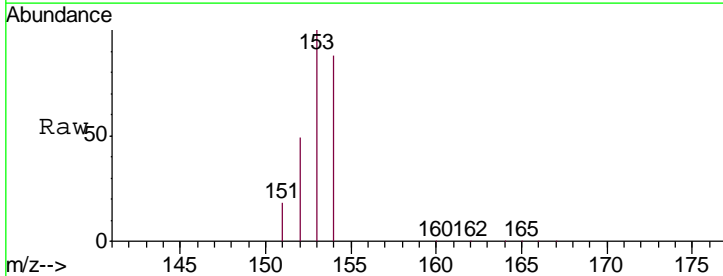
Instrument :
 BNA_M
 ClientSampleId :
 C0AC9

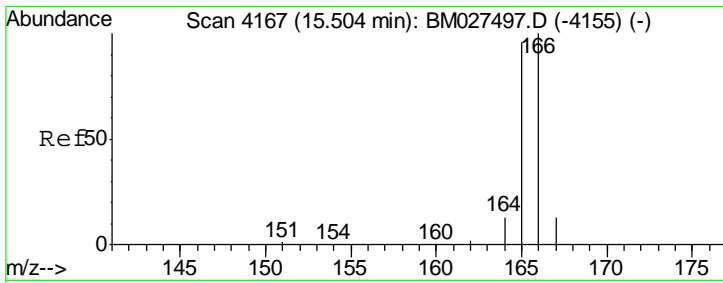
Tgt Ion	Resp	Lower	Upper
152	100		
151	27.3	16.6	24.8#
153	24.2	11.4	17.0#



#8
 Acenaphthene
 Concen: 3.156 ng/ul
 RT: 14.49 min Scan# 3899
 Delta R.T. -0.01 min
 Lab File: BM027592.D
 Acq: 02 Oct 2020 21:47

Tgt Ion	Resp	Lower	Upper
153	100		
152	48.9	42.8	64.2
154	87.7	69.0	103.6

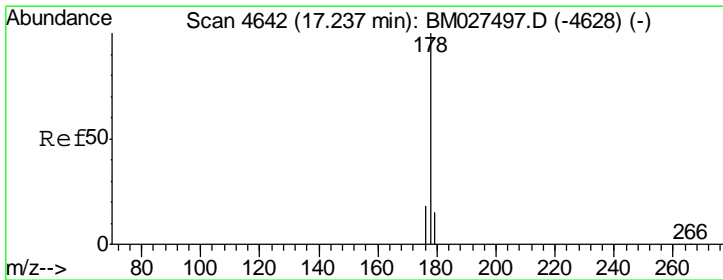
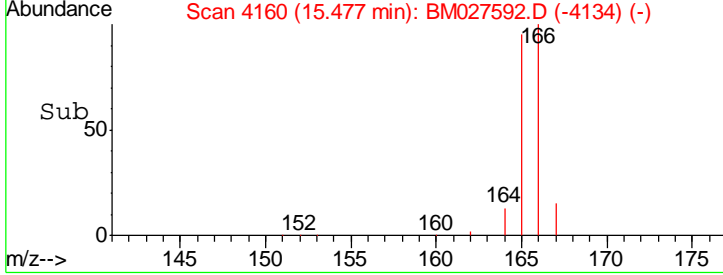
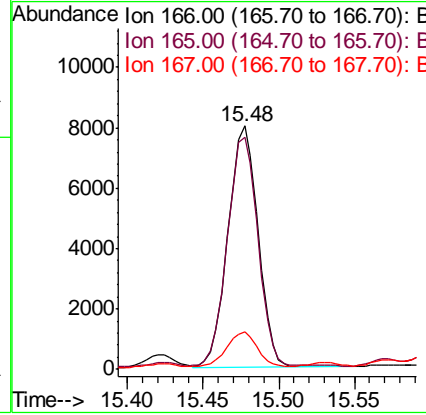
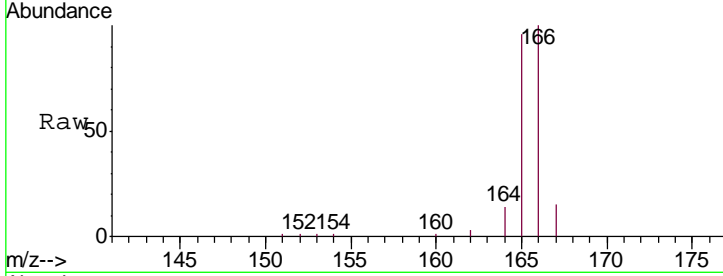




#9
 Fluorene
 Concen: 1.084 ng/ul
 RT: 15.48 min Scan# 4160
 Delta R.T. 0.00 min
 Lab File: BM027592.D
 Acq: 02 Oct 2020 21:47

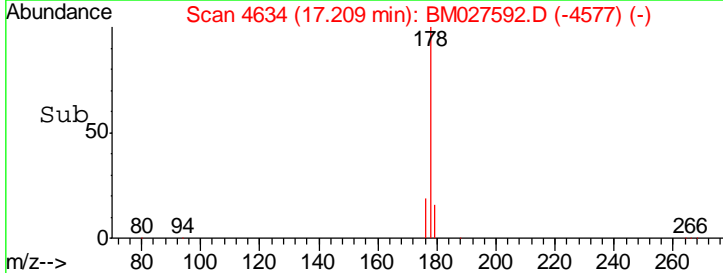
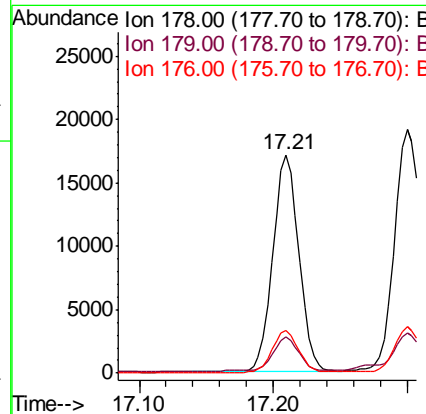
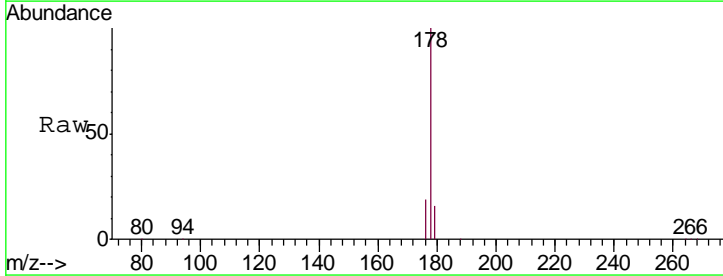
Instrument :
 BNA_M
 ClientSampled :
 C0AC9

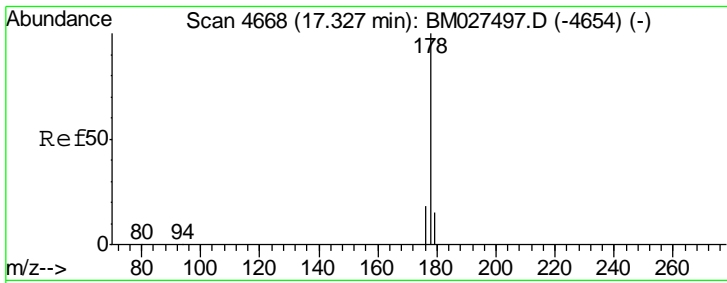
Tgt Ion	Resp	Lower	Upper
166	11044		
165	95.6	77.2	115.8
167	15.4	11.1	16.7



#12
 Phenanthrene
 Concen: 1.329 ng/ul
 RT: 17.21 min Scan# 4634
 Delta R.T. -0.00 min
 Lab File: BM027592.D
 Acq: 02 Oct 2020 21:47

Tgt Ion	Resp	Lower	Upper
178	23238		
179	16.4	12.9	19.3
176	19.3	15.3	22.9



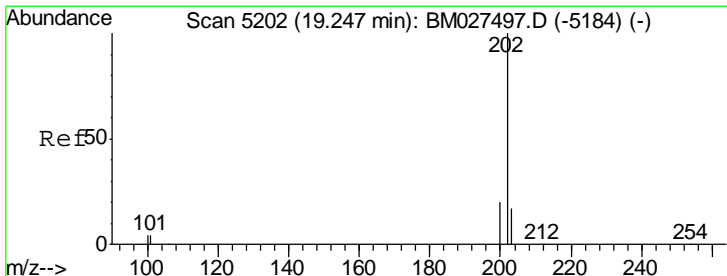
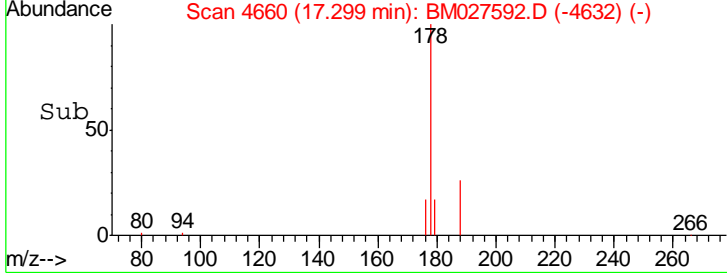
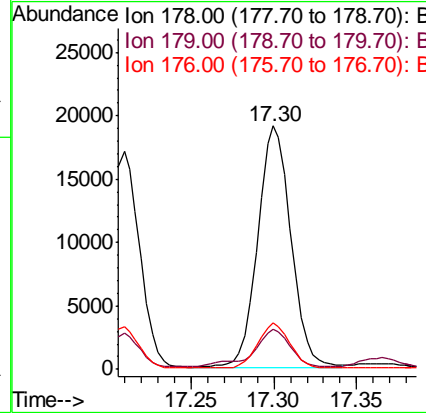
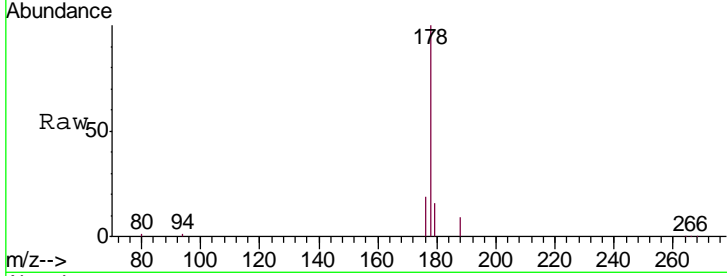


#13
 Anthracene
 Concen: 1.561 ng/ul
 RT: 17.30 min Scan# 4660
 Delta R.T. -0.00 min
 Lab File: BM027592.D
 Acq: 02 Oct 2020 21:47

Instrument :
 BNA_M
 ClientSampled :
 C0AC9

Tgt Ion:178 Resp: 26702

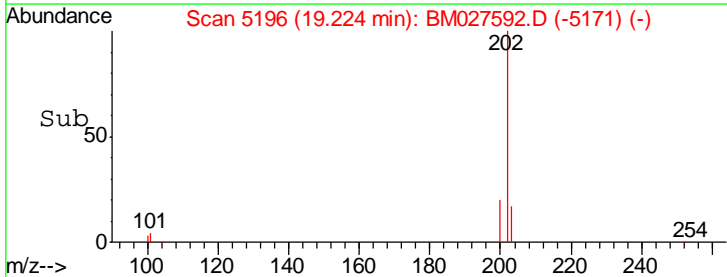
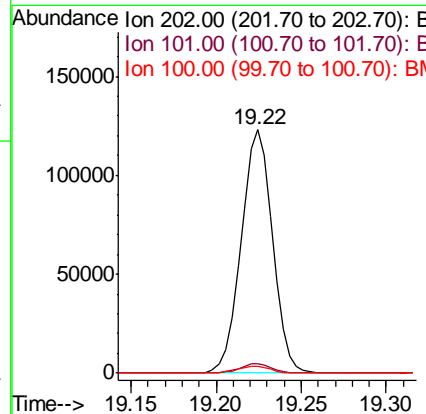
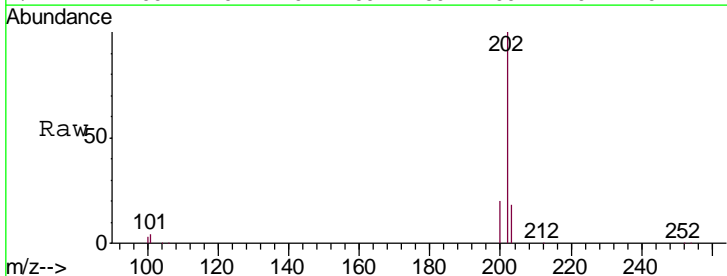
Ion	Ratio	Lower	Upper
178	100		
179	16.5	13.0	19.4
176	19.0	15.2	22.8

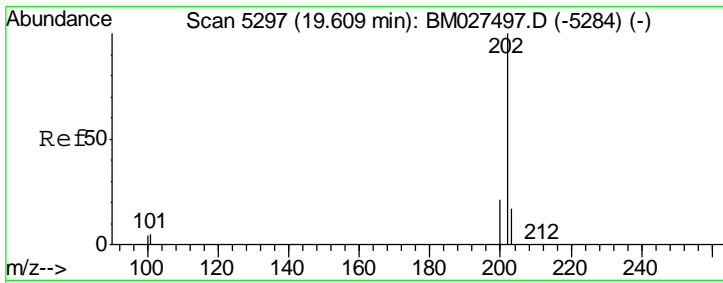


#15
 Fluoranthene
 Concen: 7.520 ng/ul
 RT: 19.22 min Scan# 5196
 Delta R.T. -0.00 min
 Lab File: BM027592.D
 Acq: 02 Oct 2020 21:47

Tgt Ion:202 Resp: 158229

Ion	Ratio	Lower	Upper
202	100		
101	3.7	0.0	24.9
100	2.9	0.0	24.1

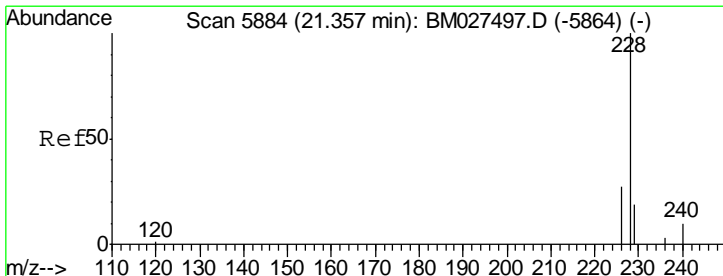
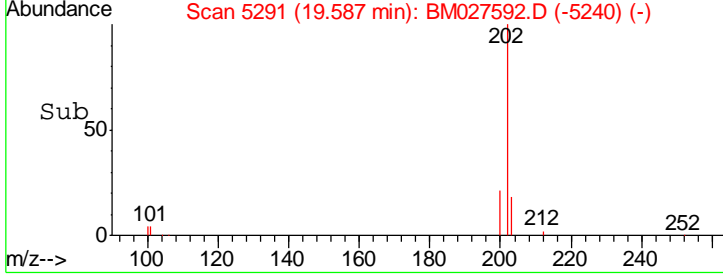
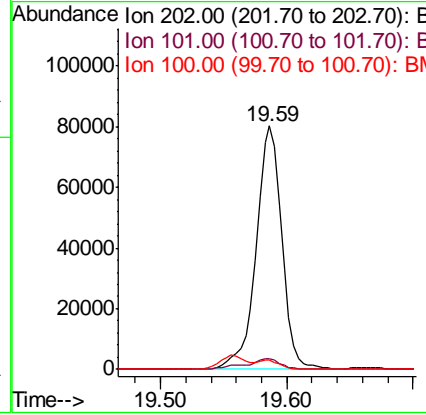
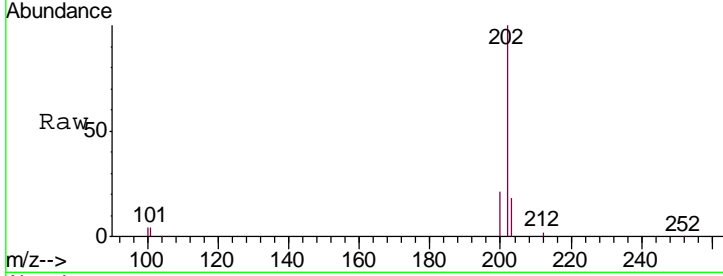




#17
 Pyrene
 Concen: 3.619 ng/ul
 RT: 19.59 min Scan# 5291
 Delta R.T. -0.00 min
 Lab File: BM027592.D
 Acq: 02 Oct 2020 21:47

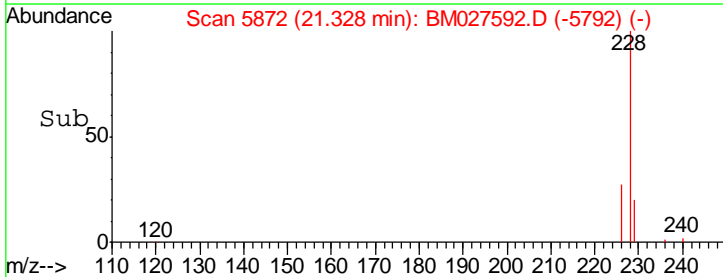
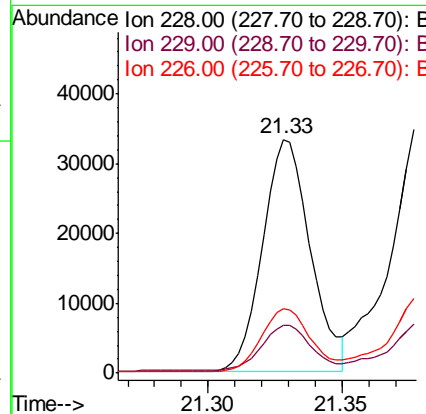
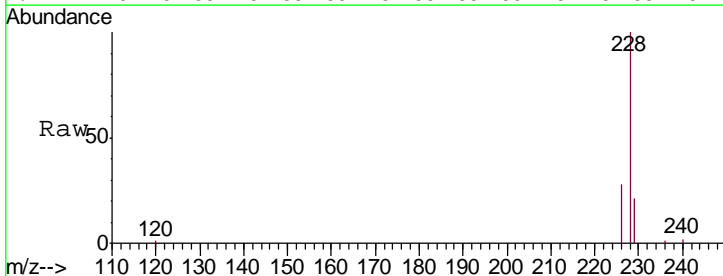
Instrument :
 BNA_M
 ClientSampled :
 C0AC9

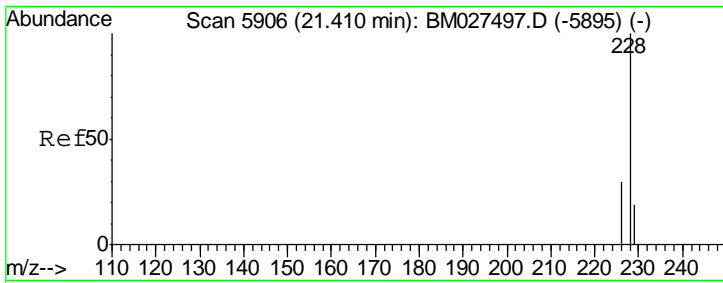
Tgt Ion	Ratio	Lower	Upper
202	100		
101	4.4	4.7	7.1#
100	3.7	3.9	5.9#



#18
 Benzo(a)anthracene
 Concen: 1.542 ng/ul
 RT: 21.33 min Scan# 5872
 Delta R.T. -0.01 min
 Lab File: BM027592.D
 Acq: 02 Oct 2020 21:47

Tgt Ion	Ratio	Lower	Upper
228	100		
229	20.7	15.6	23.4
226	27.6	21.8	32.8



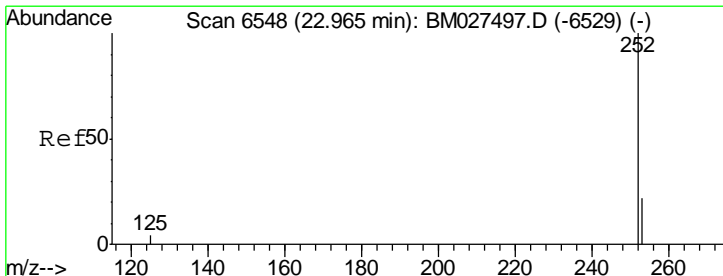
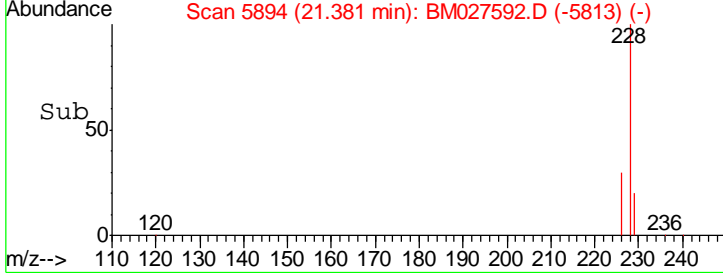
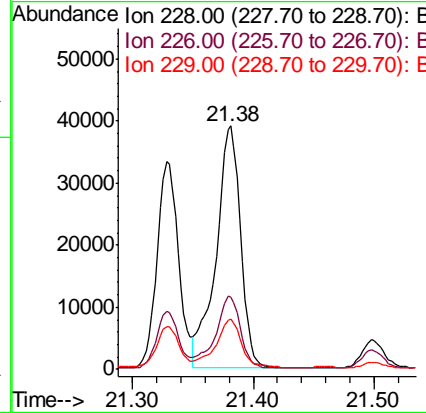
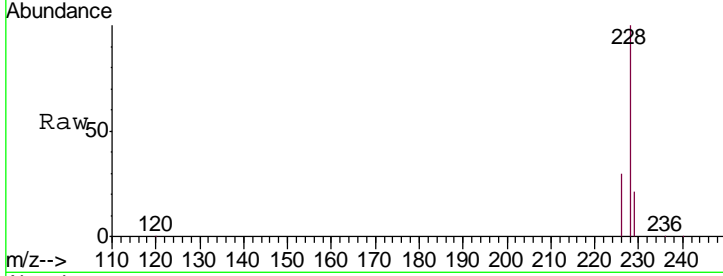


#19
 Chrysene
 Concen: 1.991 ng/ul
 RT: 21.38 min Scan# 5894
 Delta R.T. -0.00 min
 Lab File: BM027592.D
 Acq: 02 Oct 2020 21:47

Instrument : BNA_M
 ClientSampled : C0AC9

Tgt Ion: 228 Resp: 55214

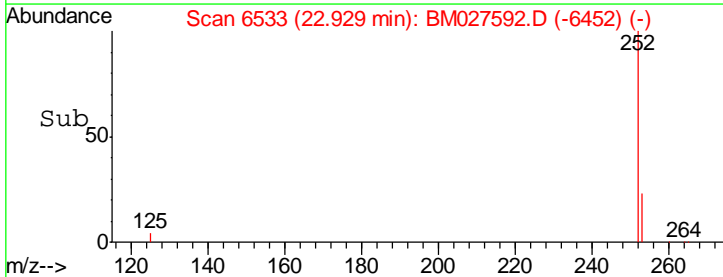
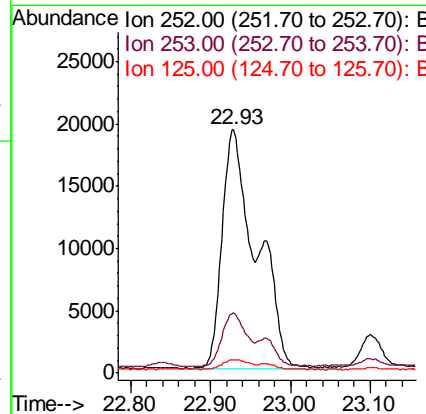
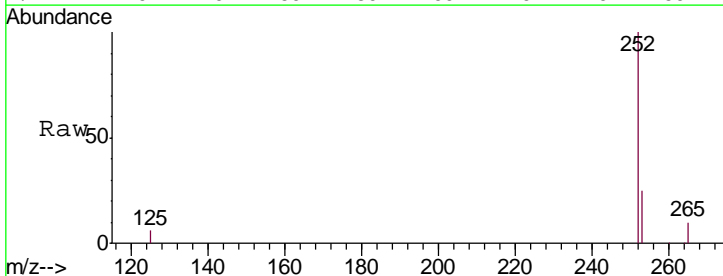
Ion	Ratio	Lower	Upper
228	100		
226	29.9	24.2	36.4
229	20.6	15.8	23.8

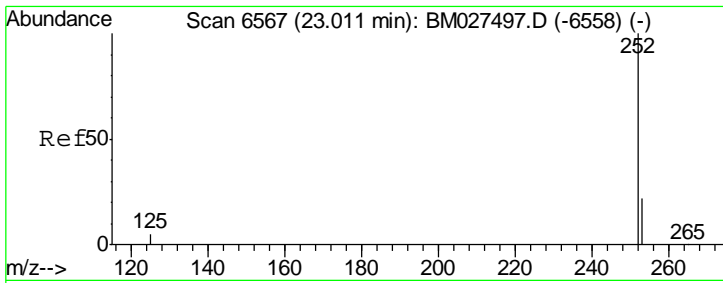


#21
 Benzo(b)fluoranthene
 Concen: 1.966 ng/ul
 RT: 22.93 min Scan# 6533
 Delta R.T. -0.00 min
 Lab File: BM027592.D
 Acq: 02 Oct 2020 21:47

Tgt Ion: 252 Resp: 56998

Ion	Ratio	Lower	Upper
252	100		
253	24.8	0.0	48.2
125	5.6	0.0	10.6

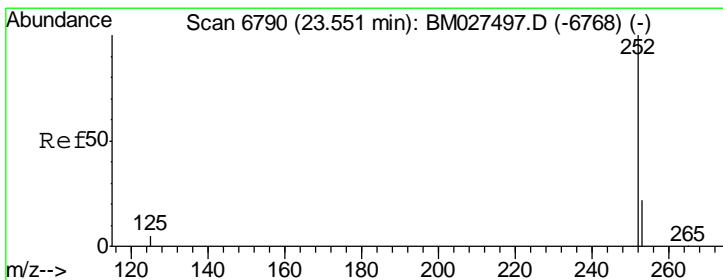
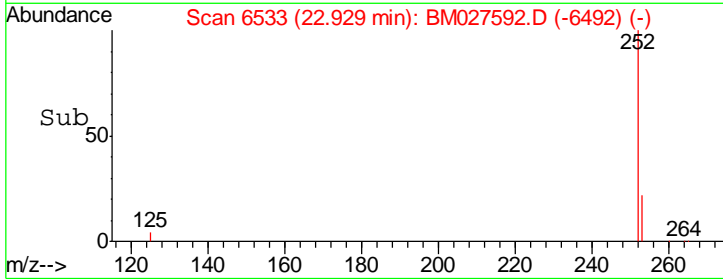
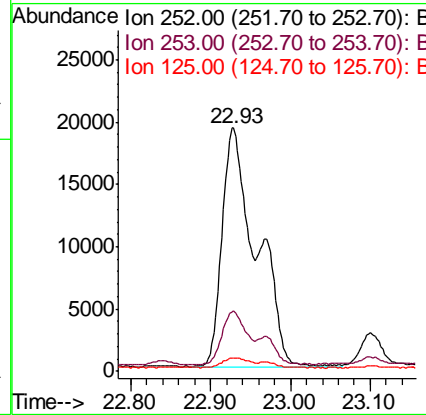
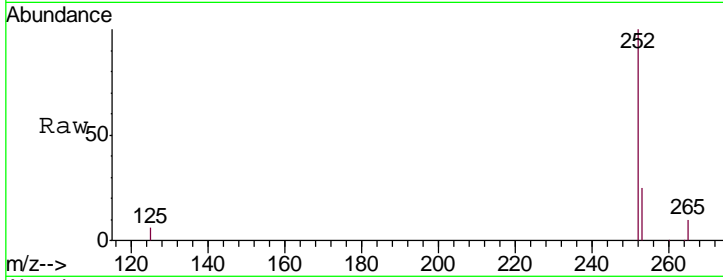




#22
 Benzo(k)fluoranthene
 Concen: 1.891 ng/ul
 RT: 22.93 min Scan# 6533
 Delta R.T. -0.05 min
 Lab File: BM027592.D
 Acq: 02 Oct 2020 21:47

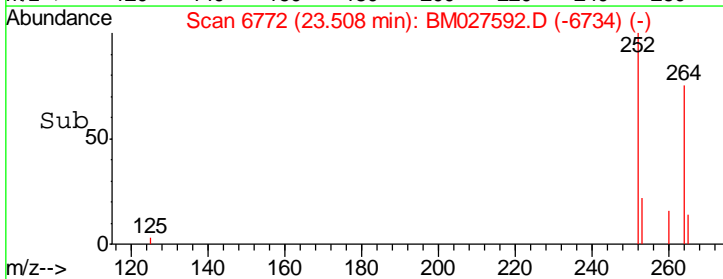
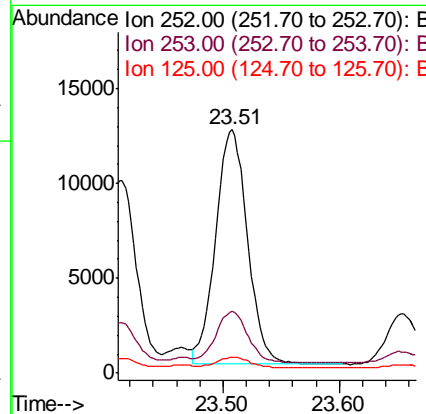
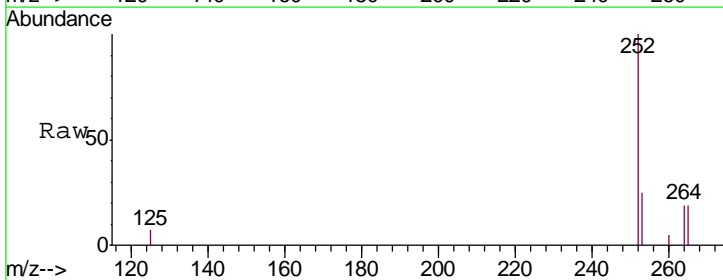
Instrument :
 BNA_M
 ClientSampled :
 C0AC9

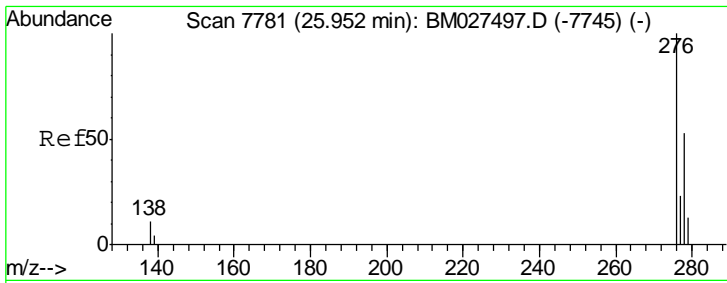
Tgt Ion	Resp	Lower	Upper
252	100		
253	24.8	19.1	28.7
125	5.6	5.0	7.4



#23
 Benzo(a)pyrene
 Concen: 0.910 ng/ul
 RT: 23.51 min Scan# 6772
 Delta R.T. -0.01 min
 Lab File: BM027592.D
 Acq: 02 Oct 2020 21:47

Tgt Ion	Resp	Lower	Upper
252	100		
253	25.3	19.6	29.4
125	6.5	5.0	7.6

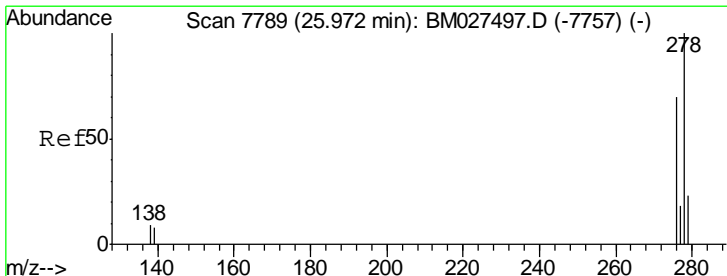
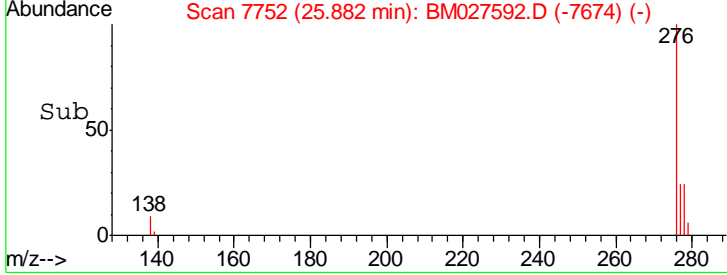
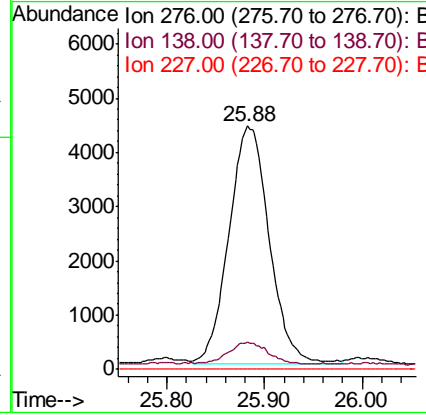
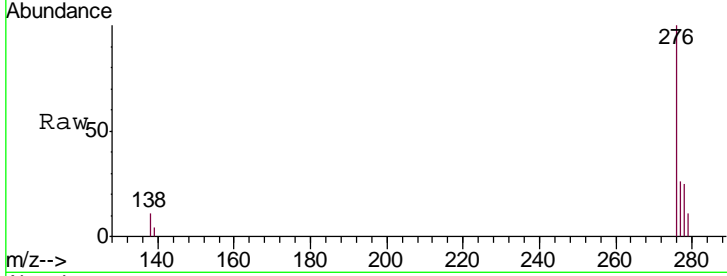




#24
 Indeno(1,2,3-cd)pyrene
 Concen: 0.375 ng/ul
 RT: 25.88 min Scan# 7752
 Delta R.T. -0.01 min
 Lab File: BM027592.D
 Acq: 02 Oct 2020 21:47

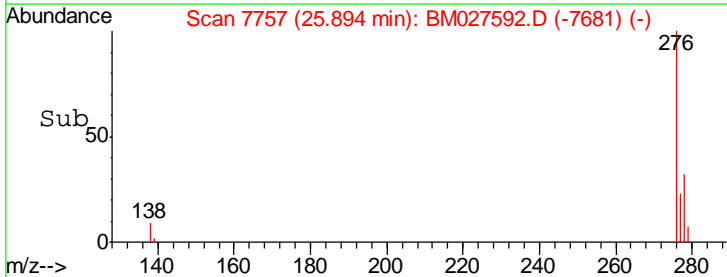
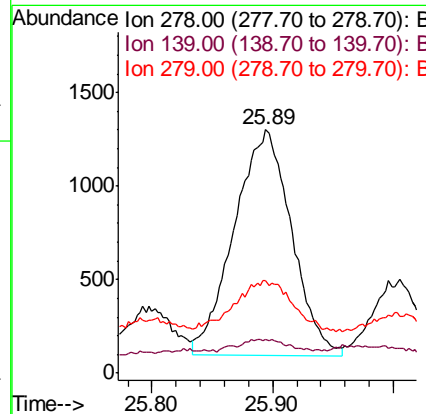
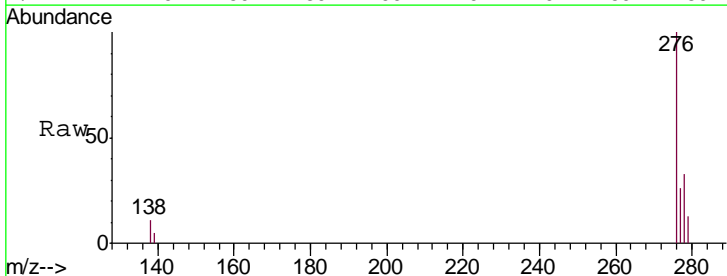
Instrument :
 BNA_M
 ClientSampleId :
 C0AC9

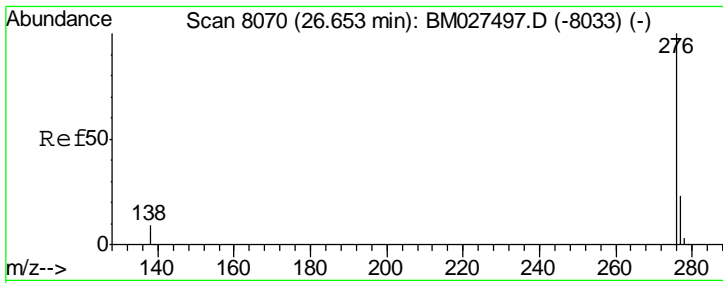
Tgt Ion	Resp	Lower	Upper
276	12542		
138	8.8	8.6	12.8
227	0.0	0.0	0.0



#25
 Dibenzo(a,h)anthracene
 Concen: 0.144 ng/ul
 RT: 25.89 min Scan# 7757
 Delta R.T. -0.02 min
 Lab File: BM027592.D
 Acq: 02 Oct 2020 21:47

Tgt Ion	Resp	Lower	Upper
278	3960		
139	13.6	7.6	11.4#
279	38.1	20.7	31.1#





#26
 Benzo(g,h,i)perylene
 Concen: 0.380 ng/ul
 RT: 26.58 min Scan# 8040
 Delta R.T. -0.01 min
 Lab File: BM027592.D
 Acq: 02 Oct 2020 21:47

Instrument :
 BNA_M
 ClientSampleId :
 C0AC9

Tgt Ion: 276 Resp: 10723

Ion	Ratio	Lower	Upper
276	100		
138	11.2	9.0	13.4
277	26.3	19.4	29.0

