

Data Path : Z:\svoasrv\HPCHEM1\BNA_M\Data\BM101322\
 Data File : BM037095.D
 Acq On : 15 Oct 2022 16:59
 Operator : CG/JU
 Sample : N5049-11DL 5X
 Misc :
 ALS Vial : 93 Sample Multiplier: 1

Instrument :
 BNA_M
 ClientSampleId :
 C0BP7DL

Quant Time: Oct 17 00:56:33 2022
 Quant Method : Z:\SVOASRV\HPCHEM1\BNA_M\METHODS\SFAM-EPA-SIM-BM100622.M
 Quant Title : ASP BNA STANDARDS FOR 5 POINT CALIBRATION
 QLast Update : Sat Oct 15 04:13:53 2022
 Response via : Initial Calibration

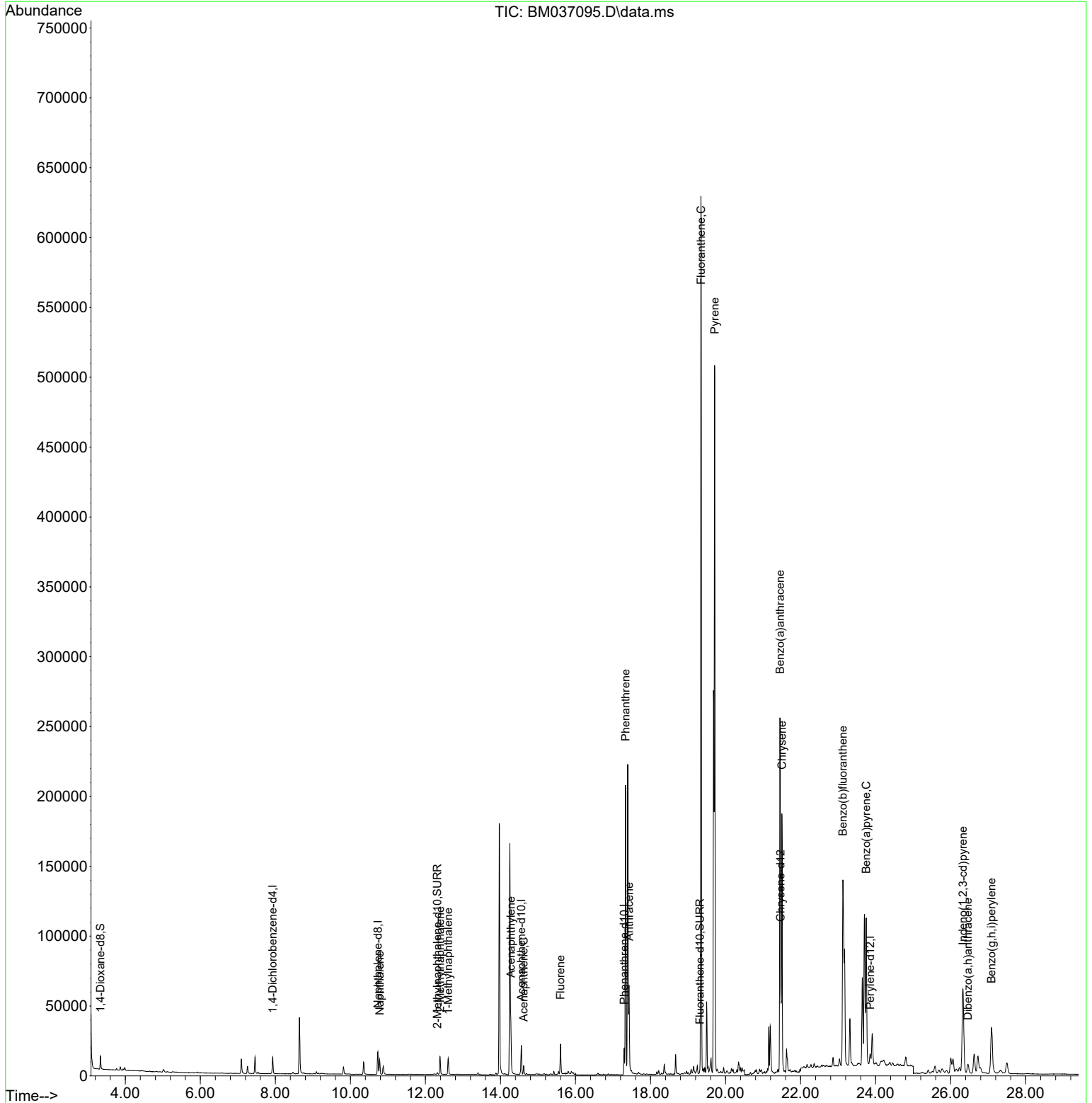
Compound	R.T.	QIon	Response	Conc	Units	Dev(Min)
Internal Standards						
1) 1,4-Dichlorobenzene-d4	7.930	152	6111	0.400	ng/ul	0.00
4) Naphthalene-d8	10.732	136	21656	0.400	ng/ul #	0.00
9) Acenaphthene-d10	14.556	164	11372	0.400	ng/ul	0.00
13) Phenanthrene-d10	17.296	188	21656	0.400	ng/ul	0.00
17) Chrysene-d12	21.468	240	13973	0.400	ng/ul	0.00
23) Perylene-d12	23.856	264	10914	0.400	ng/ul #	0.00
System Monitoring Compounds						
3) 1,4-Dioxane-d8	3.340	96	6388	0.741	ng/ul	0.00
6) 2-Methylnaphthalene-d10	12.316	152	1709	0.052	ng/ul	0.00
18) Fluoranthene-d10	19.317	212	3021	0.072	ng/ul	0.00
Target Compounds						
						Qvalue
5) Naphthalene	10.781	128	14431	0.233	ng/ul	98
7) 2-Methylnaphthalene	12.393	142	9849	0.260	ng/ul	93
8) 1-Methylnaphthalene	12.607	142	7953	0.207	ng/ul	99
10) Acenaphthylene	14.279	152	39339	0.832	ng/ul	98
11) Acenaphthene	14.621	153	3811	0.093	ng/ul	99
12) Fluorene	15.602	166	13867	0.298	ng/ul	100
15) Phenanthrene	17.334	178	215817	3.122	ng/ul	99
16) Anthracene	17.427	178	65883	1.140	ng/ul	98
19) Fluoranthene	19.345	202	524133	9.431	ng/ul	99
20) Pyrene	19.712	202	405396	6.995	ng/ul	95
21) Benzo(a)anthracene	21.450	228	206454	4.089	ng/ul	98
22) Chrysene	21.503	228	172913	3.190	ng/ul	99
24) Benzo(b)fluoranthene	23.128	252	242324	4.970	ng/ul	85
26) Benzo(a)pyrene	23.750	252	146142	3.694	ng/ul#	74
27) Indeno(1,2,3-cd)pyrene	26.326	276	103421	1.846	ng/ul#	93
28) Dibenzo(a,h)anthracene	26.460	278	9879	0.218	ng/ul	97
29) Benzo(g,h,i)perylene	27.091	276	71935	1.457	ng/ul	96

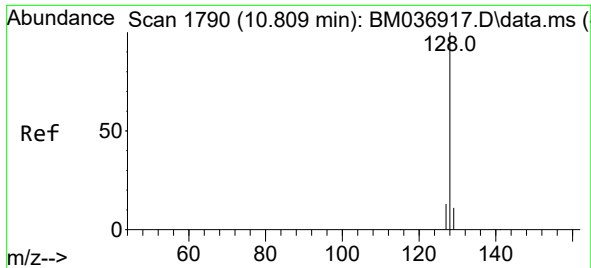
(#) = qualifier out of range (m) = manual integration (+) = signals summed

Data Path : Z:\svoasrv\HPCHEM1\BNA_M\Data\BM101322\
 Data File : BM037095.D
 Acq On : 15 Oct 2022 16:59
 Operator : CG/JU
 Sample : N5049-11DL 5X
 Misc :
 ALS Vial : 93 Sample Multiplier: 1

Instrument :
 BNA_M
 ClientSampleId :
 C0BP7DL

Quant Time: Oct 17 00:56:33 2022
 Quant Method : Z:\SVOASRV\HPCHEM1\BNA_M\METHODS\SFAM-EPA-SIM-BM100622.M
 Quant Title : ASP BNA STANDARDS FOR 5 POINT CALIBRATION
 QLast Update : Sat Oct 15 04:13:53 2022
 Response via : Initial Calibration

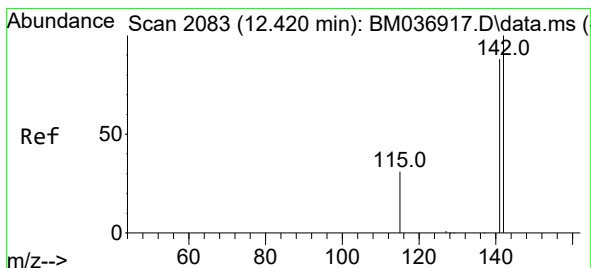
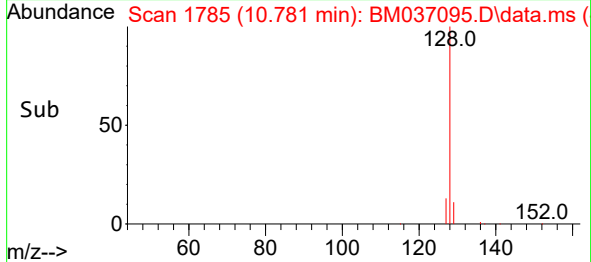
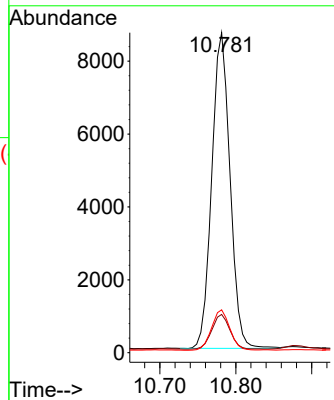
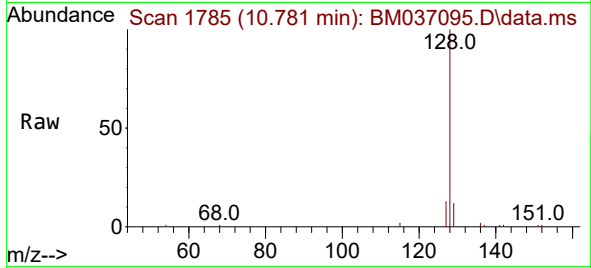




#5
 Naphthalene
 Concen: 0.233 ng/ul
 RT: 10.781 min Scan# 11
 Delta R.T. 0.000 min
 Lab File: BM037095.D
 Acq: 15 Oct 2022 16:59

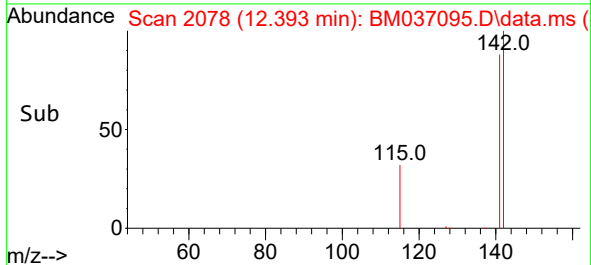
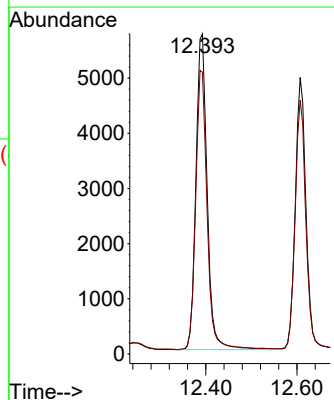
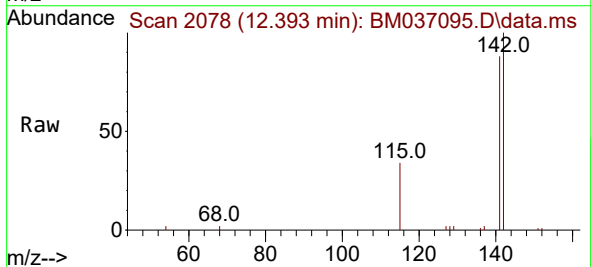
Instrument :
 BNA_M
 ClientSampleId :
 C0BP7DL

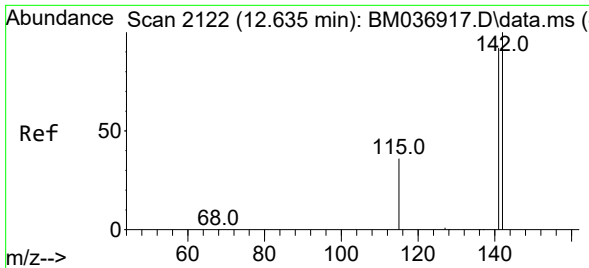
Tgt Ion:128 Resp: 14431
 Ion Ratio Lower Upper
 128 100
 129 12.0 10.2 15.2
 127 13.4 11.7 17.5



#7
 2-Methylnaphthalene
 Concen: 0.260 ng/ul
 RT: 12.393 min Scan# 2078
 Delta R.T. 0.000 min
 Lab File: BM037095.D
 Acq: 15 Oct 2022 16:59

Tgt Ion:142 Resp: 9849
 Ion Ratio Lower Upper
 142 100
 141 89.6 77.4 116.0

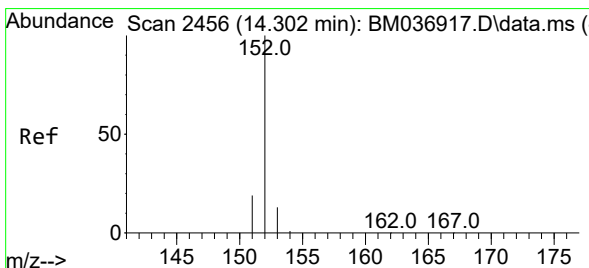
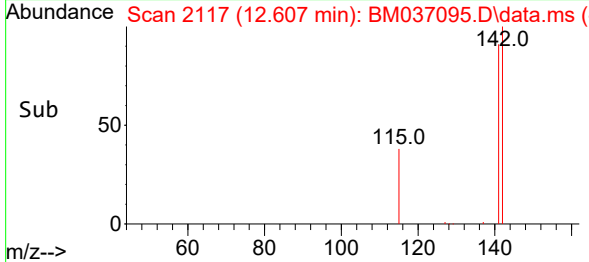
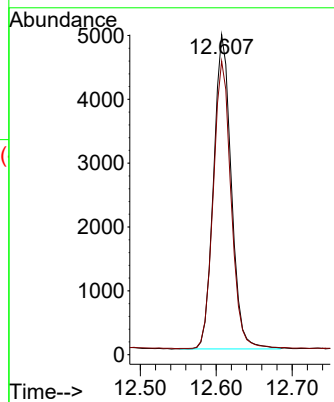
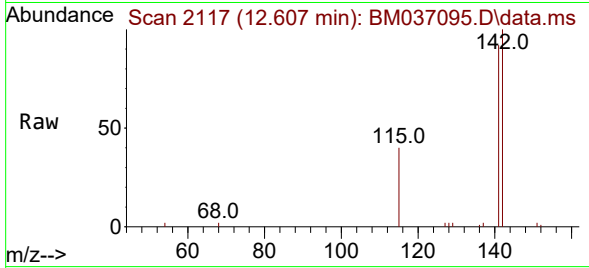




#8
 1-Methylnaphthalene
 Concen: 0.207 ng/u1
 RT: 12.607 min Scan# 2117
 Delta R.T. 0.000 min
 Lab File: BM037095.D
 Acq: 15 Oct 2022 16:59

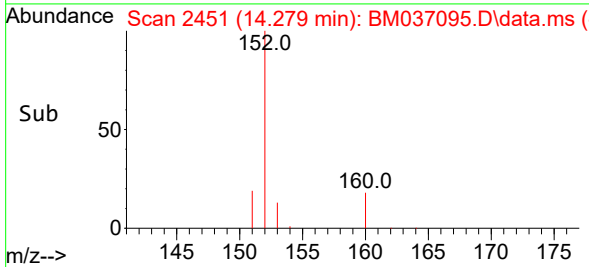
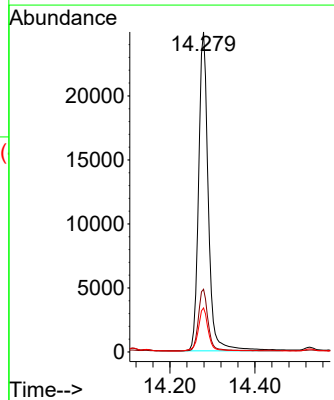
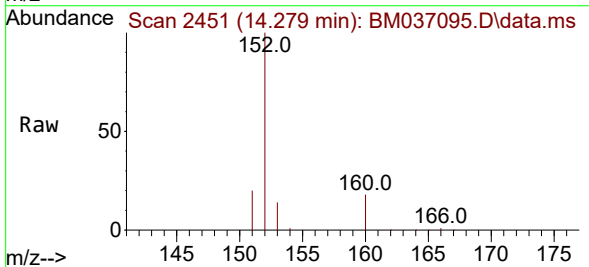
Instrument :
 BNA_M
 ClientSampleId :
 C0BP7DL

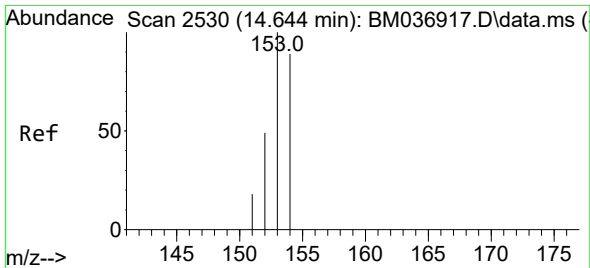
Tgt Ion:142 Resp: 7953
 Ion Ratio Lower Upper
 142 100
 141 91.9 74.1 111.1



#10
 Acenaphthylene
 Concen: 0.832 ng/u1
 RT: 14.279 min Scan# 2451
 Delta R.T. 0.000 min
 Lab File: BM037095.D
 Acq: 15 Oct 2022 16:59

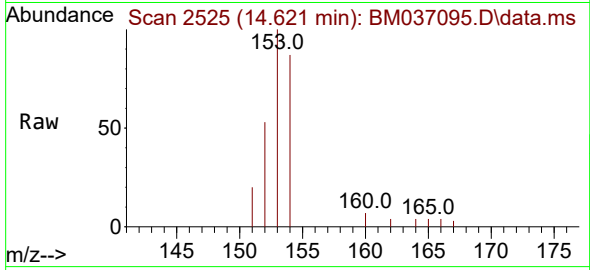
Tgt Ion:152 Resp: 39339
 Ion Ratio Lower Upper
 152 100
 151 19.6 16.6 24.8
 153 13.8 11.4 17.0



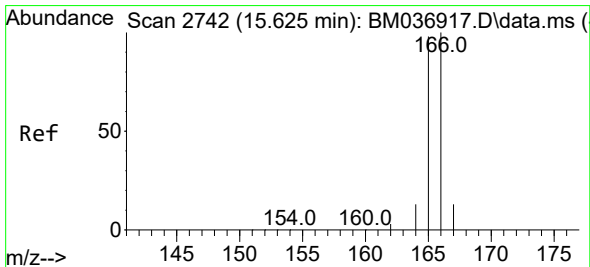
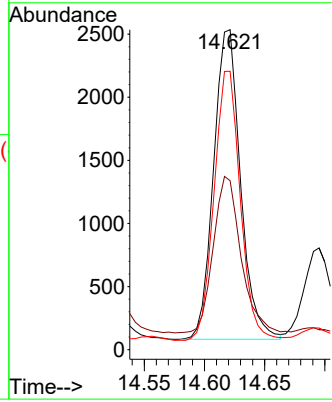
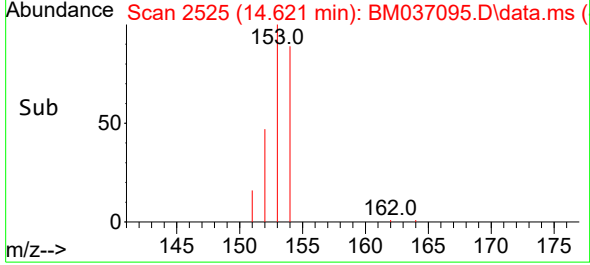


#11
 Acenaphthene
 Concen: 0.093 ng/u1
 RT: 14.621 min Scan# 21
 Delta R.T. 0.005 min
 Lab File: BM037095.D
 Acq: 15 Oct 2022 16:59

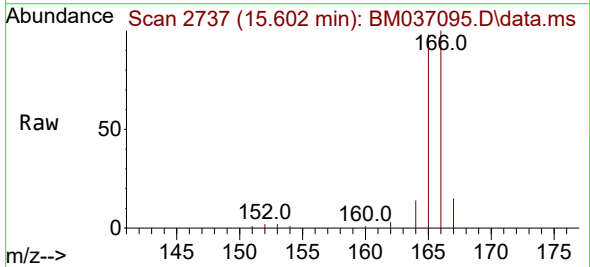
Instrument :
 BNA_M
 ClientSampleId :
 C0BP7DL



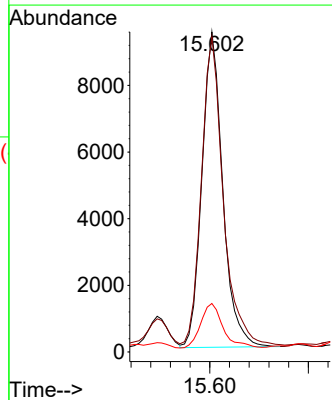
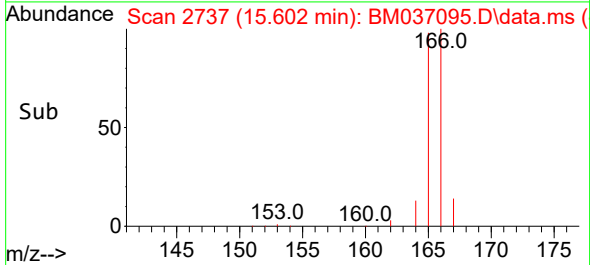
Tgt Ion:153 Resp: 3811
 Ion Ratio Lower Upper
 153 100
 152 52.8 40.2 60.4
 154 87.0 69.7 104.5

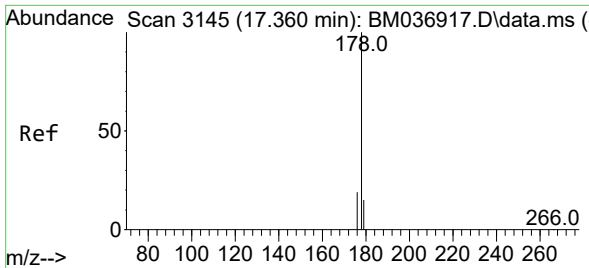


#12
 Fluorene
 Concen: 0.298 ng/u1
 RT: 15.602 min Scan# 2737
 Delta R.T. 0.000 min
 Lab File: BM037095.D
 Acq: 15 Oct 2022 16:59



Tgt Ion:166 Resp: 13867
 Ion Ratio Lower Upper
 166 100
 165 98.4 78.9 118.3
 167 15.1 11.3 16.9



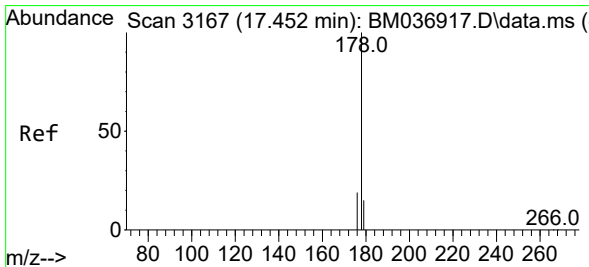
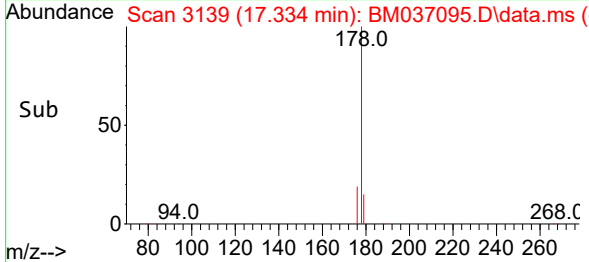
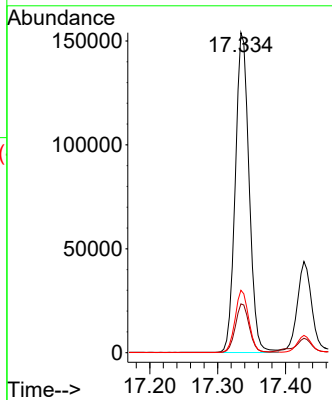
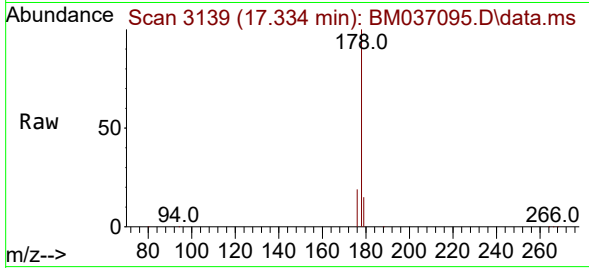


#15
 Phenanthrene
 Concen: 3.122 ng/u1
 RT: 17.334 min Scan# 311
 Delta R.T. -0.004 min
 Lab File: BM037095.D
 Acq: 15 Oct 2022 16:59

Instrument :
 BNA_M
 ClientSampleId :
 C0BP7DL

Tgt Ion:178 Resp: 215817

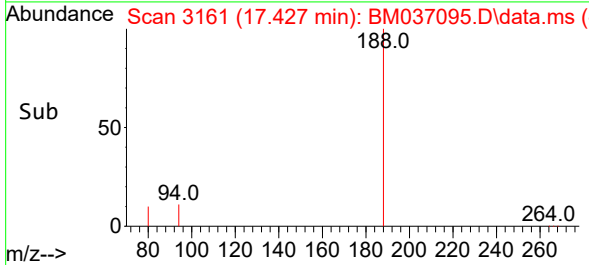
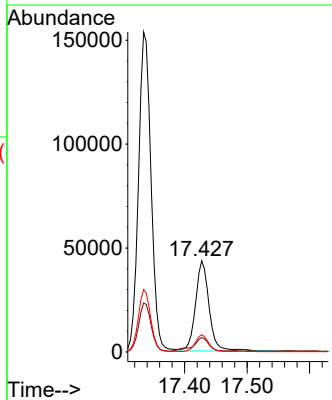
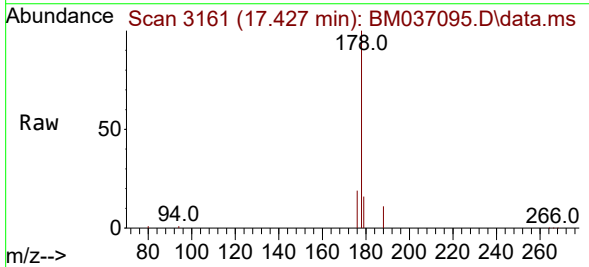
Ion	Ratio	Lower	Upper
178	100		
179	15.2	13.0	19.6
176	19.5	15.6	23.4

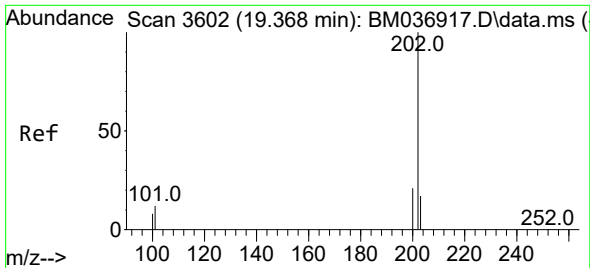


#16
 Anthracene
 Concen: 1.140 ng/u1
 RT: 17.427 min Scan# 3161
 Delta R.T. -0.004 min
 Lab File: BM037095.D
 Acq: 15 Oct 2022 16:59

Tgt Ion:178 Resp: 65883

Ion	Ratio	Lower	Upper
178	100		
179	15.8	13.6	20.4
176	18.9	15.6	23.4



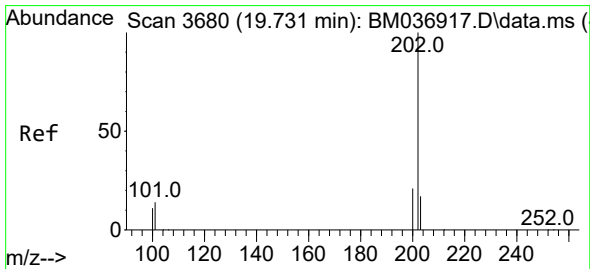
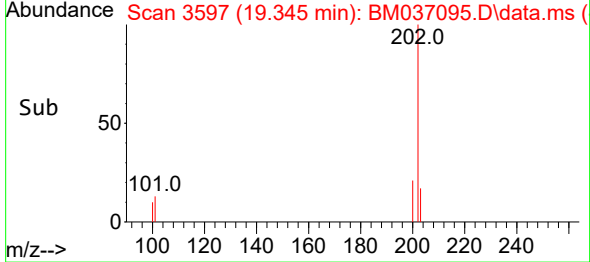
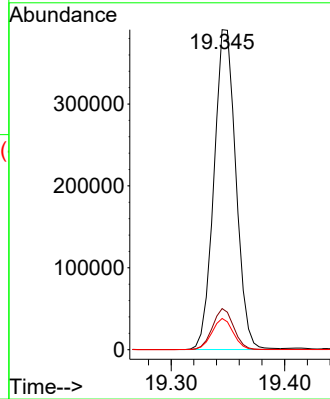
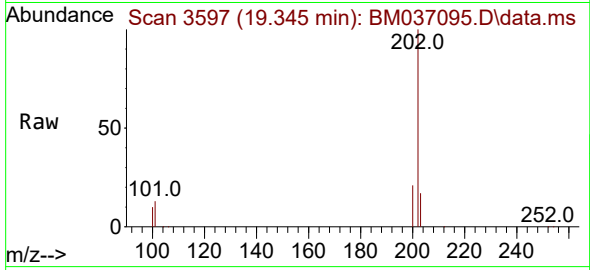


#19
 Fluoranthene
 Concen: 9.431 ng/u1
 RT: 19.345 min Scan# 31
 Delta R.T. -0.005 min
 Lab File: BM037095.D
 Acq: 15 Oct 2022 16:59

Instrument :
 BNA_M
 ClientSampleId :
 C0BP7DL

Tgt Ion:202 Resp: 524133

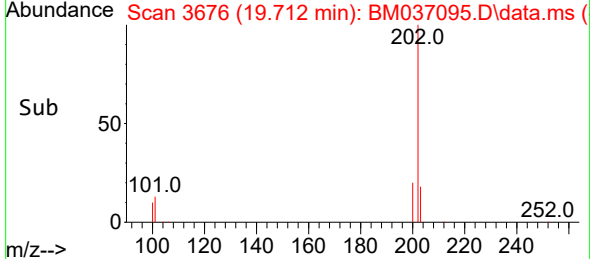
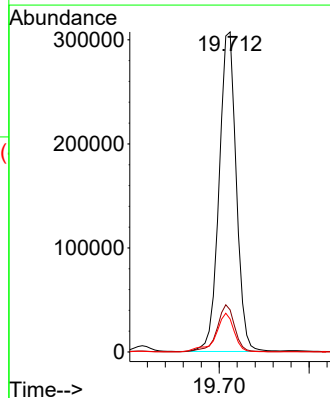
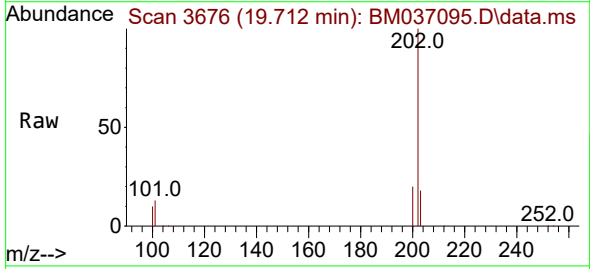
Ion	Ratio	Lower	Upper
202	100		
101	12.9	10.1	15.1
100	9.8	7.9	11.9

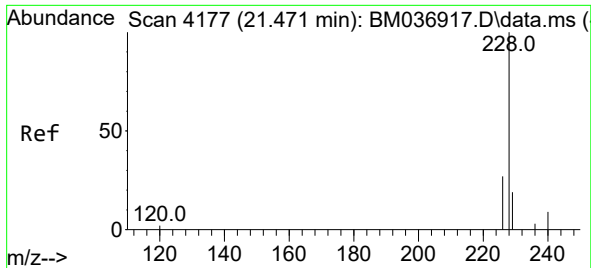


#20
 Pyrene
 Concen: 6.995 ng/u1
 RT: 19.712 min Scan# 3676
 Delta R.T. 0.005 min
 Lab File: BM037095.D
 Acq: 15 Oct 2022 16:59

Tgt Ion:202 Resp: 405396

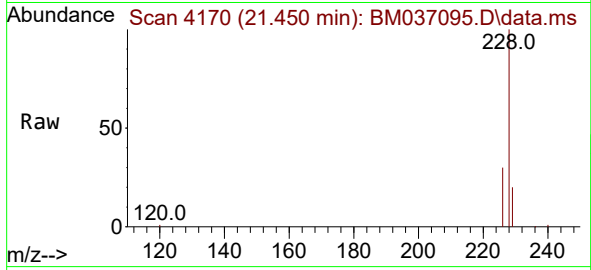
Ion	Ratio	Lower	Upper
202	100		
101	13.1	12.0	18.0
100	10.3	9.8	14.6



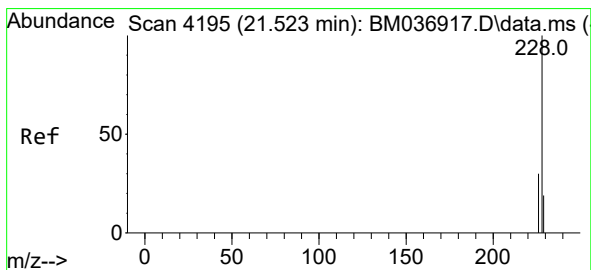
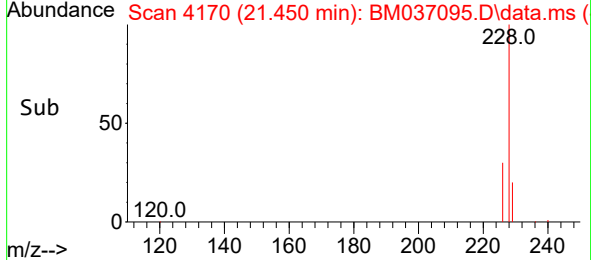
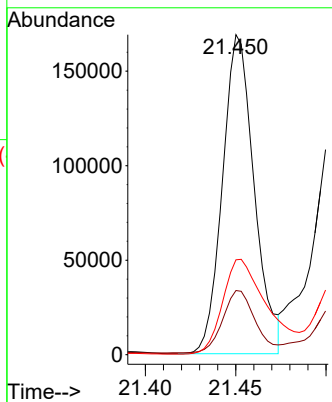


#21
 Benzo(a)anthracene
 Concen: 4.089 ng/uI
 RT: 21.450 min Scan# 4117
 Delta R.T. 0.000 min
 Lab File: BM037095.D
 Acq: 15 Oct 2022 16:59

Instrument :
 BNA_M
 ClientSampleId :
 C0BP7DL

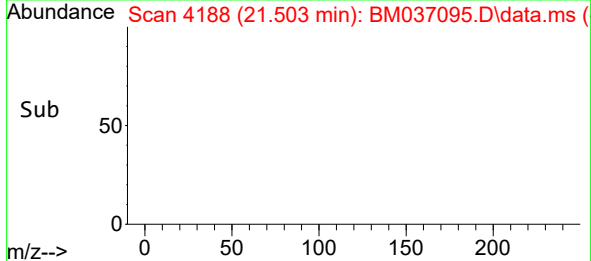
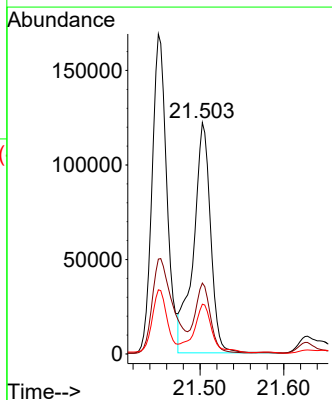
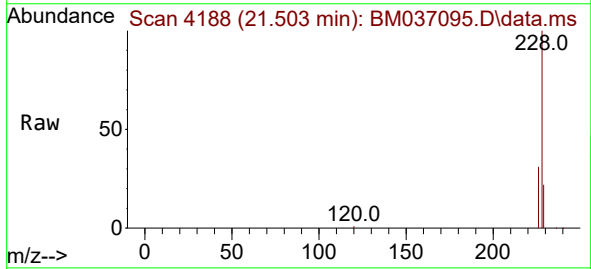


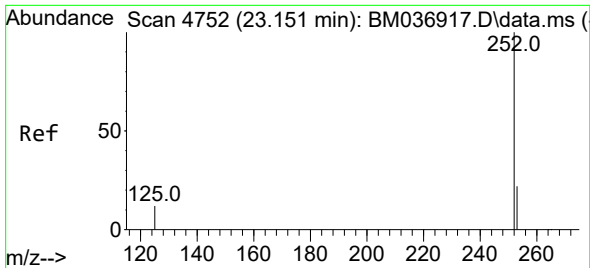
Tgt Ion:228 Resp: 206454
 Ion Ratio Lower Upper
 228 100
 229 20.0 16.2 24.2
 226 29.7 22.5 33.7



#22
 Chrysene
 Concen: 3.190 ng/uI
 RT: 21.503 min Scan# 4188
 Delta R.T. 0.000 min
 Lab File: BM037095.D
 Acq: 15 Oct 2022 16:59

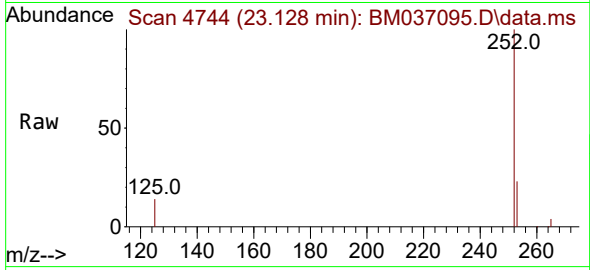
Tgt Ion:228 Resp: 172913
 Ion Ratio Lower Upper
 228 100
 226 30.6 24.6 37.0
 229 21.5 16.4 24.6



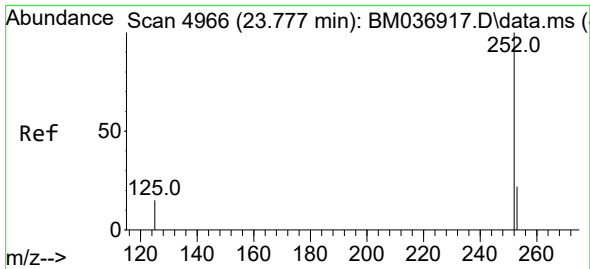
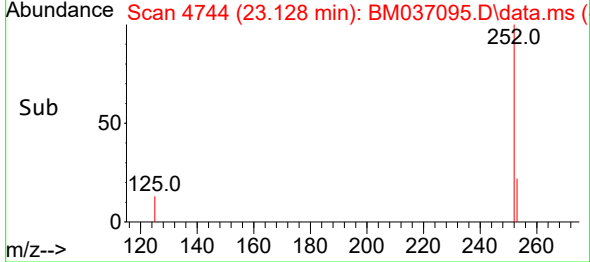
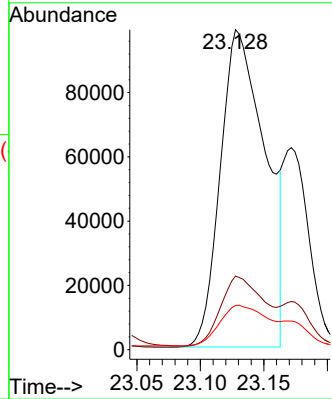


#24
 Benzo(b)fluoranthene
 Concen: 4.970 ng/u1
 RT: 23.128 min Scan# 41
 Delta R.T. 0.006 min
 Lab File: BM037095.D
 Acq: 15 Oct 2022 16:59

Instrument :
 BNA_M
 ClientSampleId :
 C0BP7DL

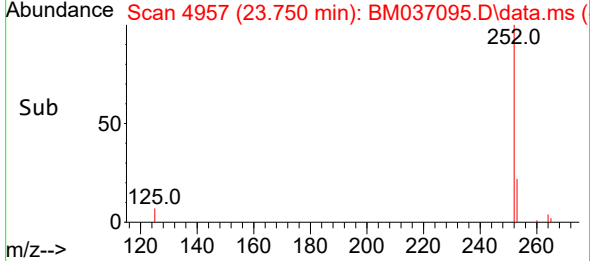
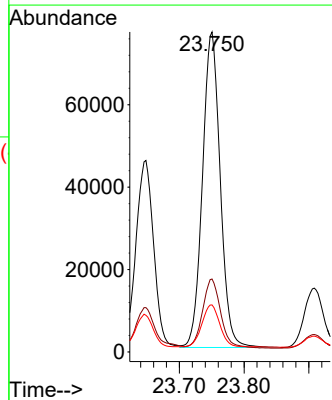
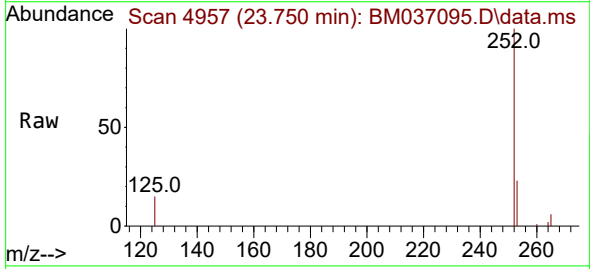


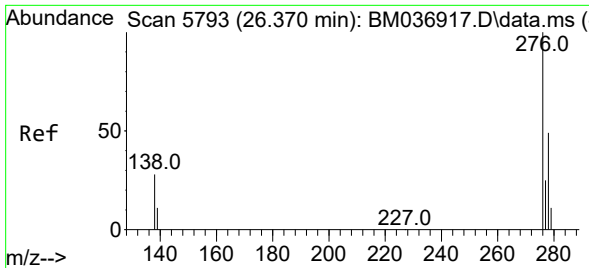
Tgt Ion:252 Resp: 242324
 Ion Ratio Lower Upper
 252 100
 253 23.0 0.0 61.4
 125 13.8 0.0 42.6



#26
 Benzo(a)pyrene
 Concen: 3.694 ng/u1
 RT: 23.750 min Scan# 4957
 Delta R.T. 0.006 min
 Lab File: BM037095.D
 Acq: 15 Oct 2022 16:59

Tgt Ion:252 Resp: 146142
 Ion Ratio Lower Upper
 252 100
 253 22.8 29.7 44.5#
 125 14.7 23.6 35.4#

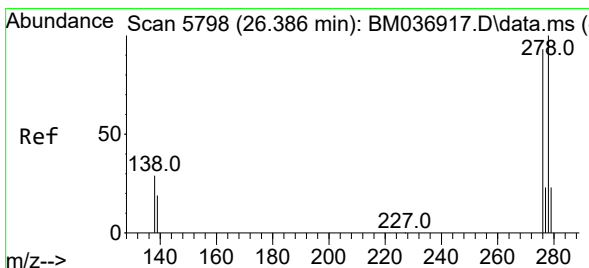
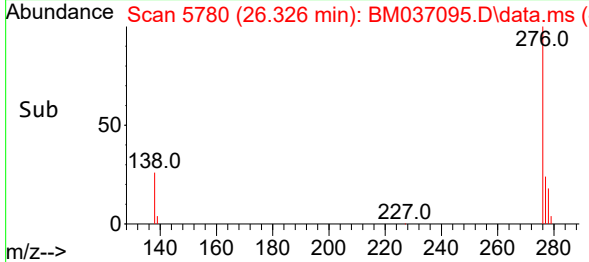
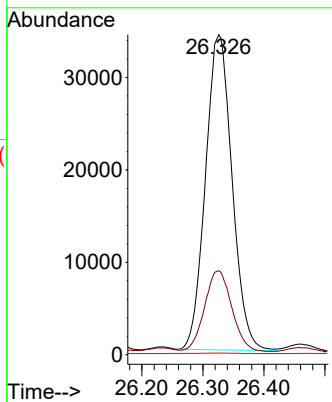
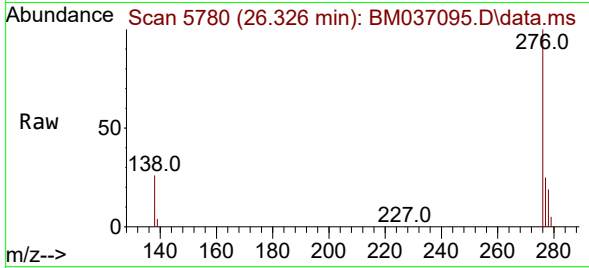




#27
 Indeno(1,2,3-cd)pyrene
 Concen: 1.846 ng/ul
 RT: 26.326 min Scan# 51
 Delta R.T. 0.000 min
 Lab File: BM037095.D
 Acq: 15 Oct 2022 16:59

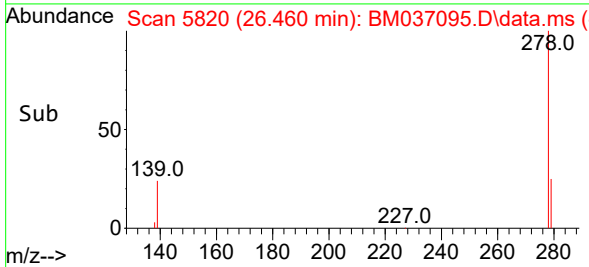
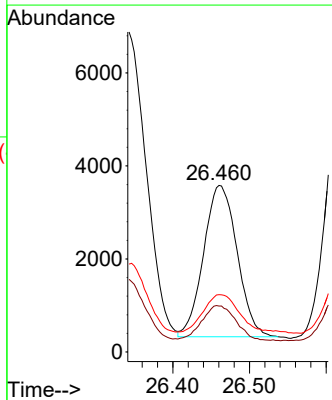

Instrument :
 BNA_M
 ClientSampleId :
 C0BP7DL

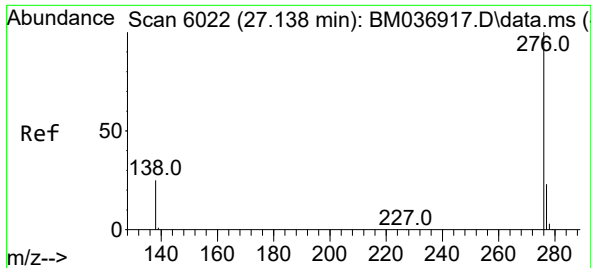
Tgt Ion:276 Resp: 103421
 Ion Ratio Lower Upper
 276 100
 138 26.2 23.9 35.9
 227 0.2 0.1 0.1#



#28
 Dibenzo(a,h)anthracene
 Concen: 0.218 ng/ul
 RT: 26.460 min Scan# 5820
 Delta R.T. 0.117 min
 Lab File: BM037095.D
 Acq: 15 Oct 2022 16:59

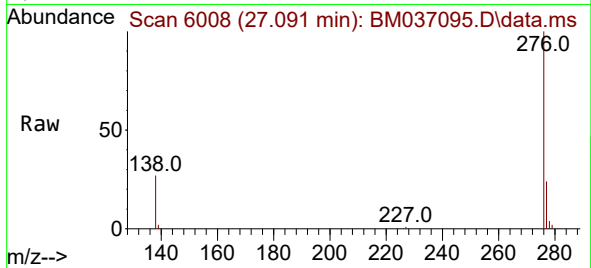
Tgt Ion:278 Resp: 9879
 Ion Ratio Lower Upper
 278 100
 139 27.6 19.8 29.6
 279 34.4 27.7 41.5





#29
 Benzo(g,h,i)perylene
 Concen: 1.457 ng/ul
 RT: 27.091 min Scan# 6022
 Delta R.T. 0.003 min
 Lab File: BM037095.D
 Acq: 15 Oct 2022 16:59

Instrument :
 BNA_M
 ClientSampleId :
 C0BP7DL



Tgt Ion:276 Resp: 71935
 Ion Ratio Lower Upper
 276 100
 138 27.0 23.4 35.0
 277 24.2 21.0 31.4

