

Data Path : Z:\HPCHEM1\BNA M\DATA\BM101515\
 Data File : BM002925.D
 Acq On : 15 Oct 2015 21:46
 Operator : UM/IZ
 Sample : G4018-06MSD
 Misc :
 ALS Vial : 18 Sample Multiplier: 1

Instrument :
 BNA_M
 ClientSampleId :
 RAV-GT-104MSD

Quant Time: Oct 16 07:01:59 2015
 Quant Method : Z:\HPCHEM1\BNA M\METHODS\8270-SIM-BM101515.M
 Quant Title : ASP BNA STANDARDS FOR 5 POINT CALIBRATION
 QLast Update : Fri Oct 16 06:59:27 2015
 Response via : Initial Calibration

Internal Standards	R.T.	QIon	Response	Conc	Units	Dev(Min)
1) 1,4-Dichlorobenzene-d4	8.66	152	71824	5.00	ng	0.00
7) Naphthalene-d8	11.49	136	309949	5.00	ng	-0.01
13) Acenaphthene-d10	15.23	164	163722	5.00	ng	0.00
19) Phenanthrene-d10	17.95	188	418682	5.00	ng	-0.01
26) Chrysene-d12	22.03	240	348557	5.00	ng	-0.01
35) Perylene-d12	24.60	264	328053	5.00	ng	0.00

System Monitoring Compounds

4) 2-Fluorophenol	6.12	112	40126	2.99	ng	-0.03
5) Phenol-d6	7.79	99	36259	2.12	ng	-0.02
8) Nitrobenzene-d5	9.85	82	57105	3.85	ng	-0.02
14) 2,4,6-Tribromophenol	16.71	330	60621	9.43	ng	0.00
15) 2-Fluorobiphenyl	13.87	172	206966	3.95	ng	0.00
29) Terphenyl-d14	20.48	244	247027	4.73	ng	-0.01

Target Compounds

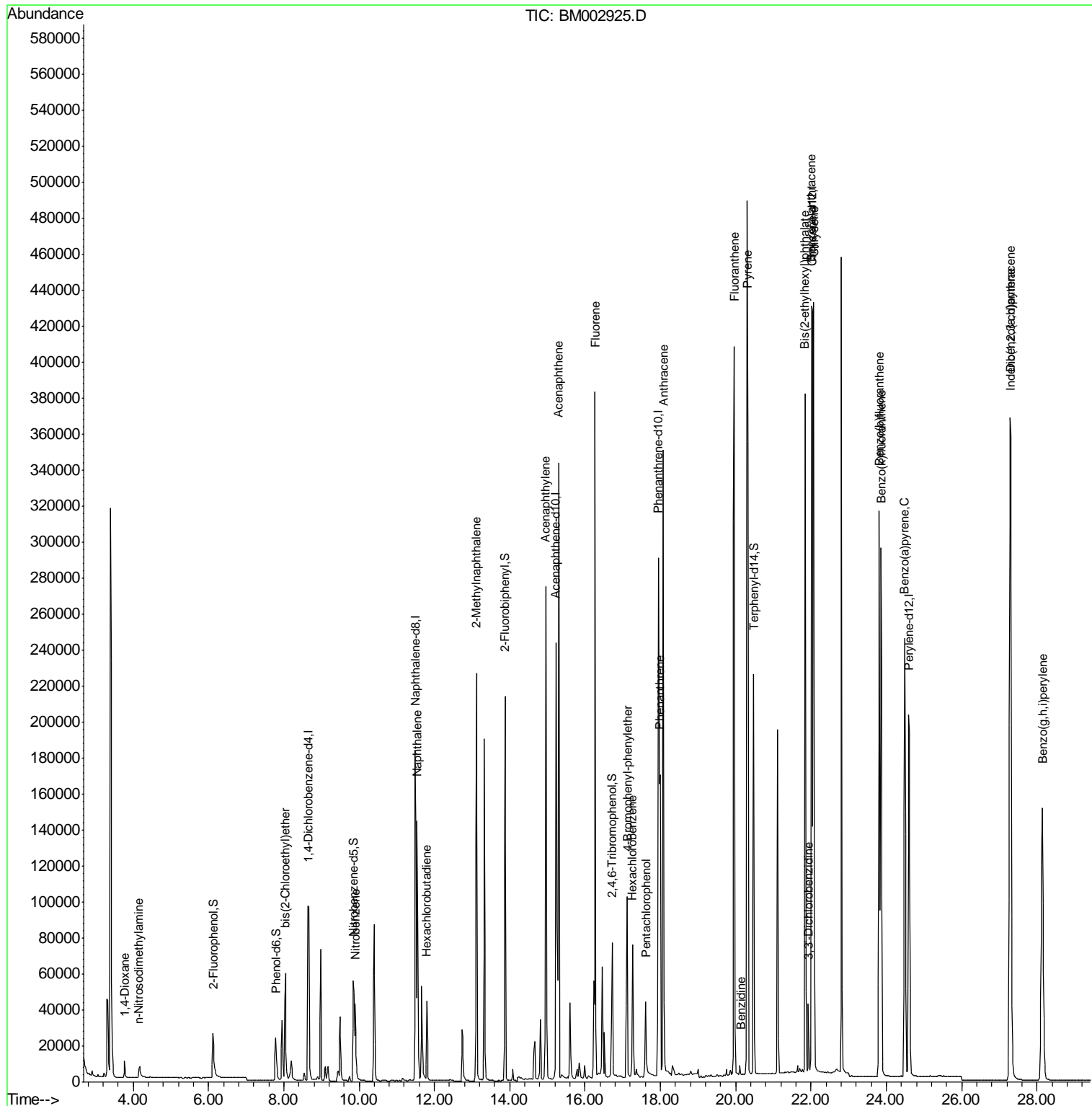
Target Compounds	R.T.	QIon	Response	Conc	Units	Qvalue
2) 1,4-Dioxane	3.77	88	8215	1.25	ng	99
3) n-Nitrosodimethylamine	4.16	42	7094	1.39	ng	99
6) bis(2-Chloroethyl)ether	8.04	93	58774	3.59	ng	96
9) Nitrobenzene	9.90	77	60765	3.86	ng	99
10) Naphthalene	11.54	128	231539	3.36	ng	97
11) Hexachlorobutadiene	11.80	225	33130	2.98	ng	100
12) 2-Methylnaphthalene	13.11	142	172069	3.71	ng	97
16) Acenaphthylene	14.96	152	331197	4.63	ng	100
17) Acenaphthene	15.29	154	197061	4.02	ng	# 100
18) Fluorene	16.27	166	270926	4.63	ng	100
20) 4-Bromophenyl-phenylether	17.13	248	70629	4.07	ng	# 50
21) Hexachlorobenzene	17.26	284	72621	4.33	ng	# 74
22) Pentachlorophenol	17.61	266	41719	21.10	ng	91
23) Phenanthrene	18.00	178	370155	3.79	ng	# 77
24) Anthracene	18.07	178	452439	4.87	ng	98
25) Fluoranthene	19.96	202	510137	4.73	ng	100
27) Benzidine	20.13	184	619	0.16	ng	# 1
28) Pyrene	20.30	202	594526	5.78	ng	99
30) Benzo(a)anthracene	22.01	228	483906	4.81	ng	# 90
31) 3,3'-Dichlorobenzidine	21.93	252	40693	1.19	ng	# 85
32) Chrysene	22.07	228	414170	4.40	ng	92
33) Bis(2-ethylhexyl)phthalate	21.85	149	407548	5.23	ng	# 92
34) Indeno(1,2,3-cd)pyrene	27.30	276	448861	4.63	ng	100
36) Benzo(b)fluoranthene	23.81	252	470917	5.00	ng	98
37) Benzo(k)fluoranthene	23.86	252	399852	4.34	ng	98
38) Benzo(a)pyrene	24.48	252	403225	4.84	ng	98
39) Dibenzo(a,h)anthracene	27.29	278	368060	4.62	ng	99
40) Benzo(g,h,i)perylene	28.14	276	372229	4.47	ng	99

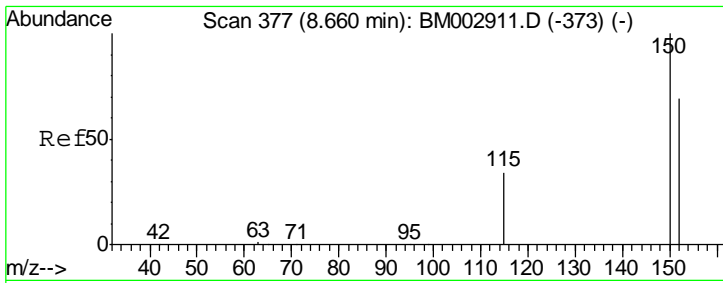
(#) = qualifier out of range (m) = manual integration (+) = signals summed

Data Path : Z:\HPCHEM1\BNA M\DATA\BM101515\
 Data File : BM002925.D
 Acq On : 15 Oct 2015 21:46
 Operator : UM/IZ
 Sample : G4018-06MSD
 Misc :
 ALS Vial : 18 Sample Multiplier: 1

Instrument :
 BNA_M
 Client Sampled :
 RAV-GT-104MSD

Quant Time: Oct 16 07:01:59 2015
 Quant Method : Z:\HPCHEM1\BNA M\METHODS\8270-SIM-BM101515.M
 Quant Title : ASP BNA STANDARDS FOR 5 POINT CALIBRATION
 QLast Update : Fri Oct 16 06:59:27 2015
 Response via : Initial Calibration



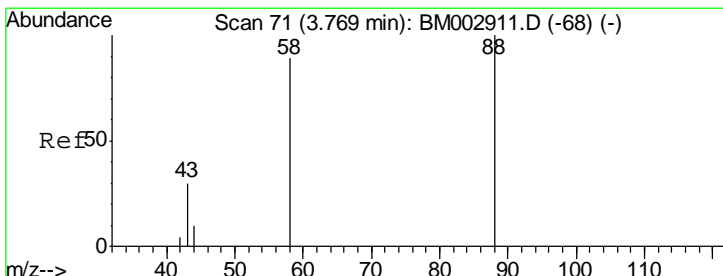
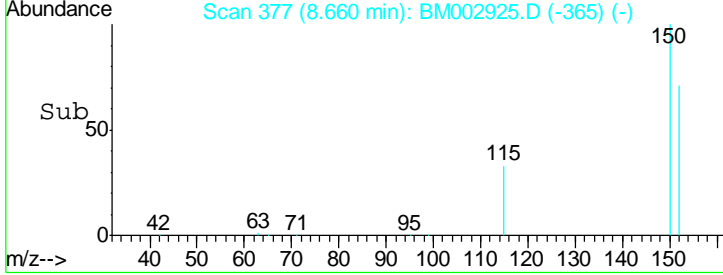
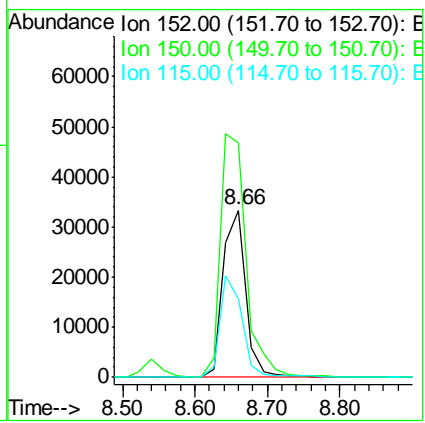
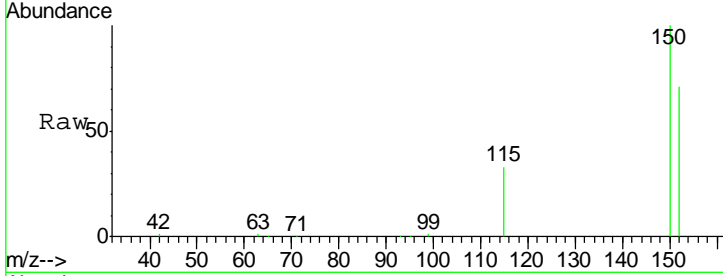


#1
 1,4-Dichlorobenzene-d4
 Concen: 5.00 ng
 RT: 8.66 min Scan# 377
 Delta R.T. 0.00 min
 Lab File: BM002925.D
 Acq: 15 Oct 2015 21:46

Instrument :
 BNA_M
ClientSampled :
 RAV-GT-104MSD

Tgt Ion: 152 Resp: 71824

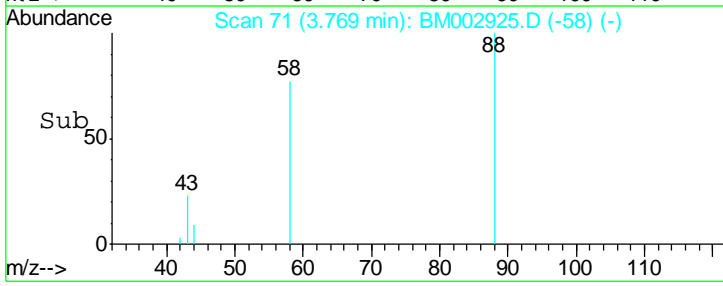
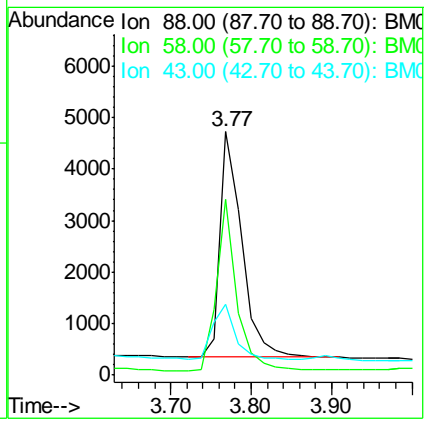
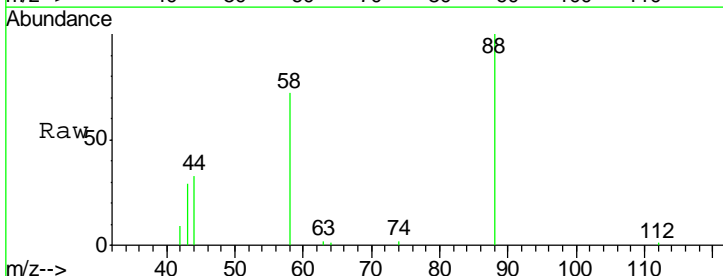
Ion	Ratio	Lower	Upper
152	100		
150	140.2	113.0	169.6
115	46.6	37.9	56.9

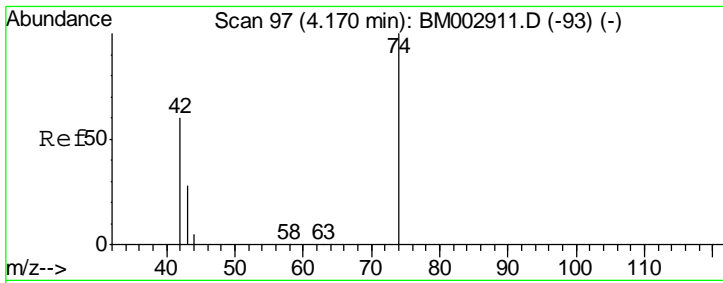


#2
 1,4-Dioxane
 Concen: 1.25 ng
 RT: 3.77 min Scan# 71
 Delta R.T. 0.00 min
 Lab File: BM002925.D
 Acq: 15 Oct 2015 21:46

Tgt Ion: 88 Resp: 8215

Ion	Ratio	Lower	Upper
88	100		
58	70.9	56.7	85.1
43	26.3	22.0	33.0

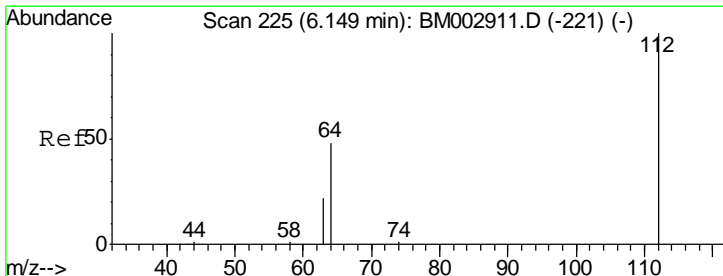
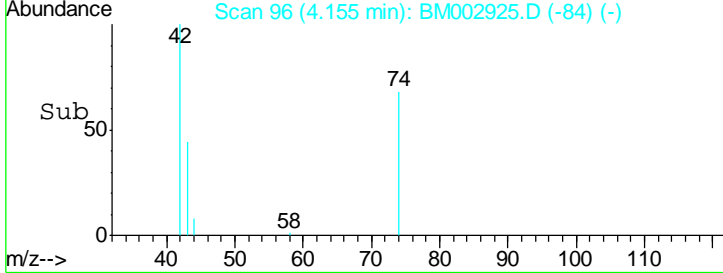
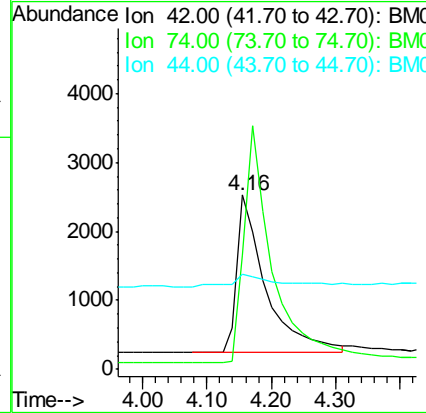
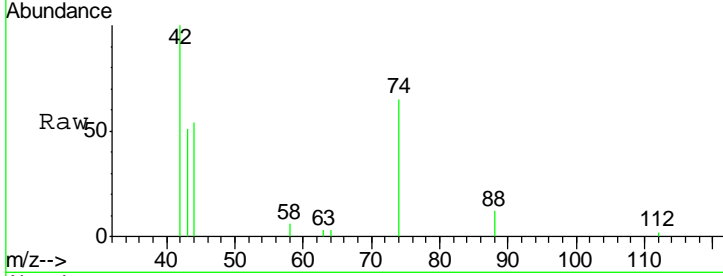




#3
 n-Nitrosodimethylamine
 Concen: 1.39 ng
 RT: 4.16 min Scan# 96
 Delta R.T. -0.02 min
 Lab File: BM002925.D
 Acq: 15 Oct 2015 21:46

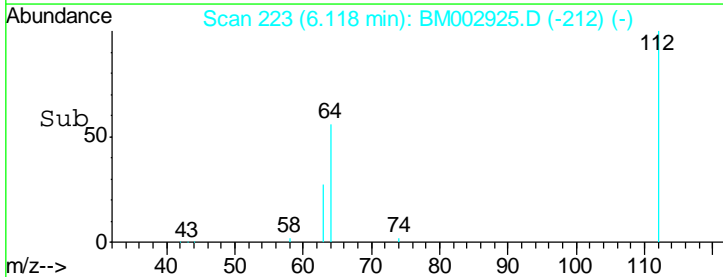
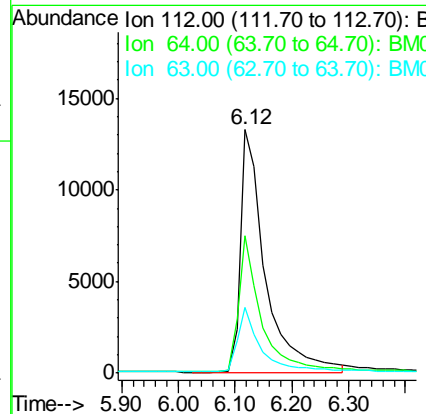
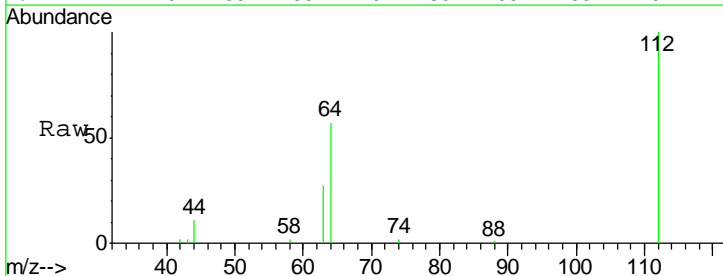
Instrument :
 BNA_M
 ClientSampleId :
 RAV-GT-104MSD

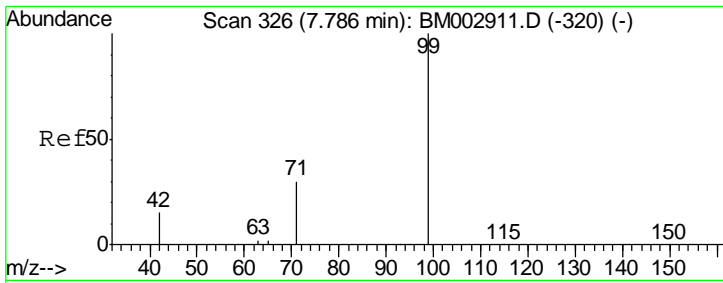
Tgt Ion	Resp	Lower	Upper
42	100		
74	148.4	119.7	179.5
44	11.8	9.8	14.6



#4
 2-Fluorophenol
 Concen: 2.99 ng
 RT: 6.12 min Scan# 223
 Delta R.T. -0.03 min
 Lab File: BM002925.D
 Acq: 15 Oct 2015 21:46

Tgt Ion	Resp	Lower	Upper
112	100		
64	51.9	42.0	63.0
63	24.8	20.0	30.0

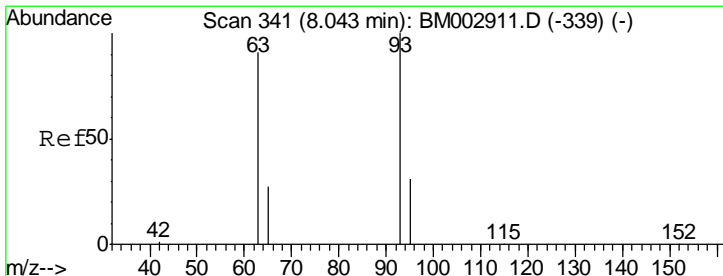
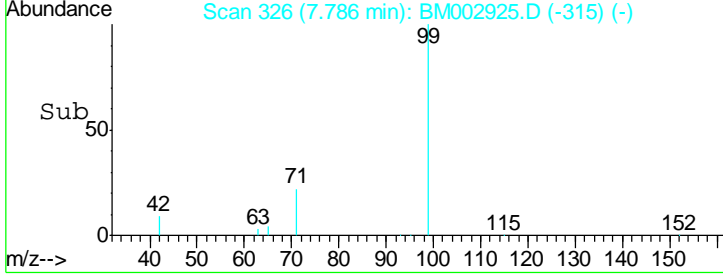
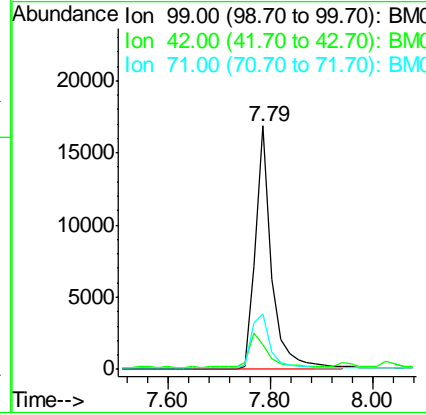
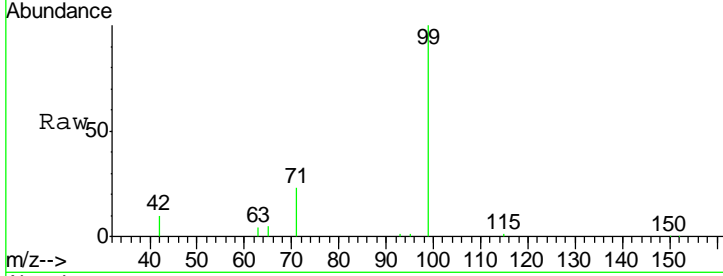




#5
 Phenol-d6
 Concen: 2.12 ng
 RT: 7.79 min Scan# 326
 Delta R.T. -0.02 min
 Lab File: BM002925.D
 Acq: 15 Oct 2015 21:46

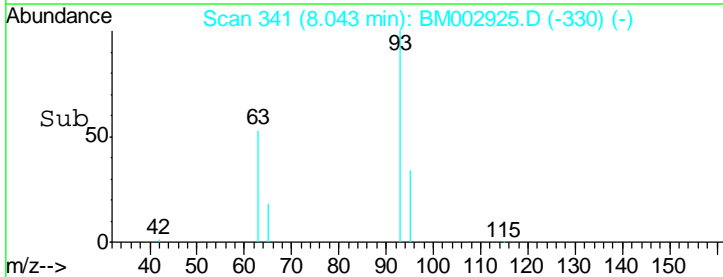
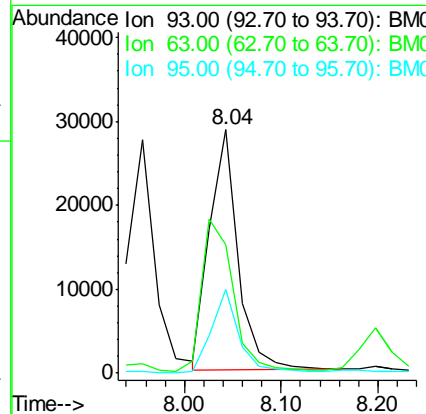
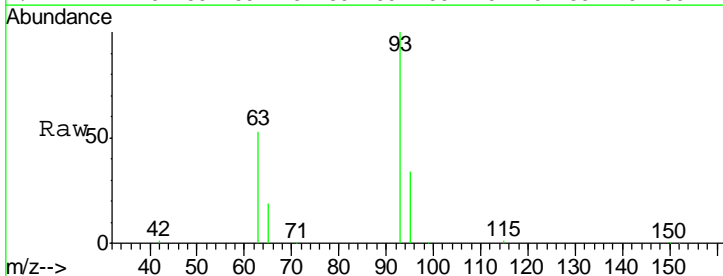
Instrument :
 BNA_M
ClientSampled :
 RAV-GT-104MSD

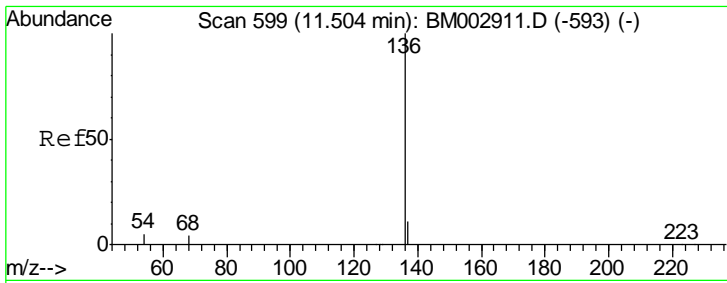
Tgt Ion	Resp	Lower	Upper
99	36259		
42	15.7	12.4	18.6
71	26.9	21.4	32.0



#6
 bis(2-Chloroethyl)ether
 Concen: 3.59 ng
 RT: 8.04 min Scan# 341
 Delta R.T. -0.02 min
 Lab File: BM002925.D
 Acq: 15 Oct 2015 21:46

Tgt Ion	Resp	Lower	Upper
93	58774		
63	70.3	52.9	79.3
95	32.8	25.2	37.8

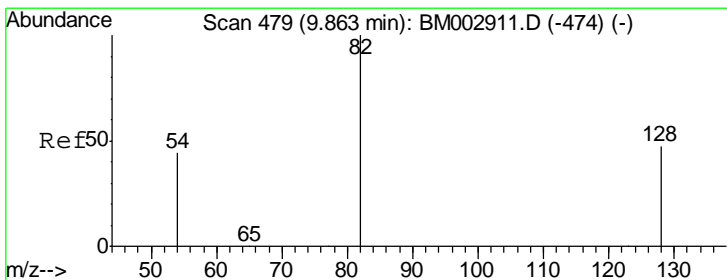
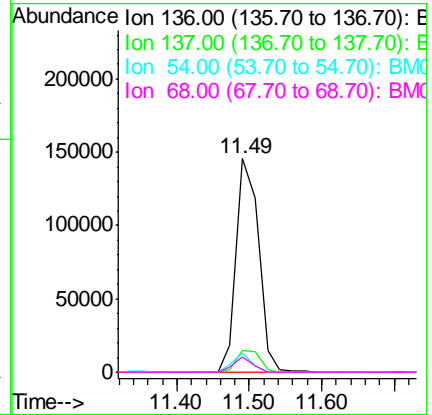
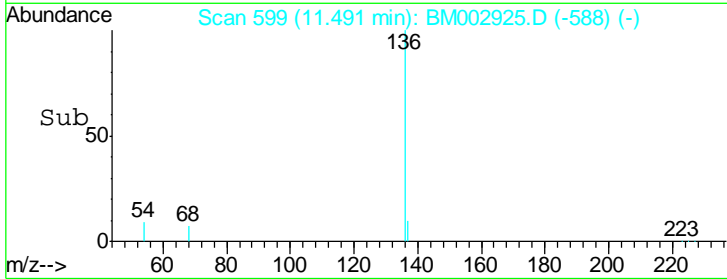
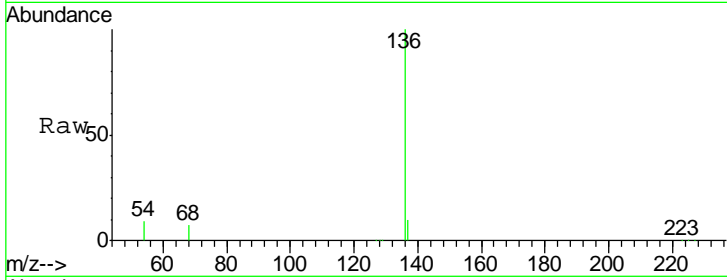




#7
 Naphthalene-d8
 Concen: 5.00 ng
 RT: 11.49 min Scan# 599
 Delta R.T. -0.01 min
 Lab File: BM002925.D
 Acq: 15 Oct 2015 21:46

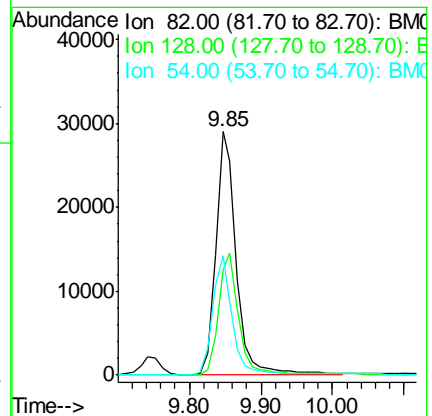
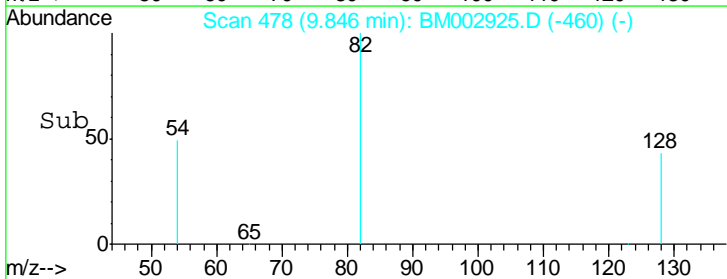
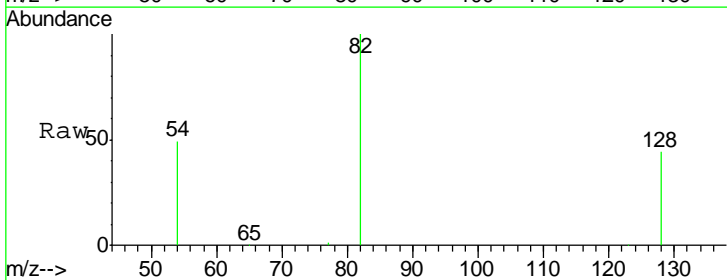
Instrument :
 BNA_M
ClientSampled :
 RAV-GT-104MSD

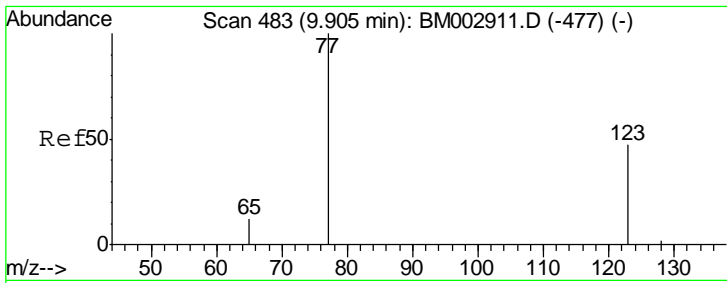
Tgt Ion	Resp	Lower	Upper
136	100		
137	10.2	9.1	13.7
54	8.9	3.5	5.3#
68	7.4	3.3	4.9#



#8
 Nitrobenzene-d5
 Concen: 3.85 ng
 RT: 9.85 min Scan# 478
 Delta R.T. -0.02 min
 Lab File: BM002925.D
 Acq: 15 Oct 2015 21:46

Tgt Ion	Resp	Lower	Upper
82	100		
128	43.5	34.1	51.1
54	49.3	42.6	63.8

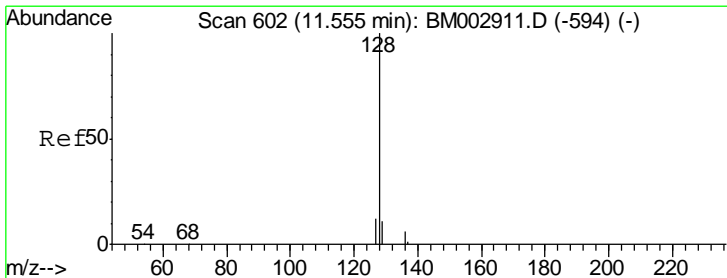
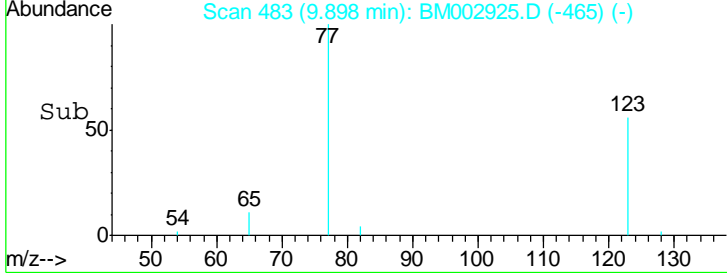
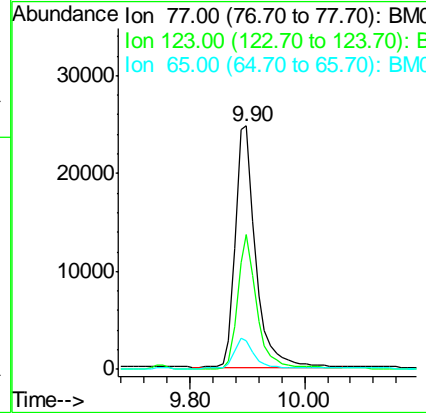
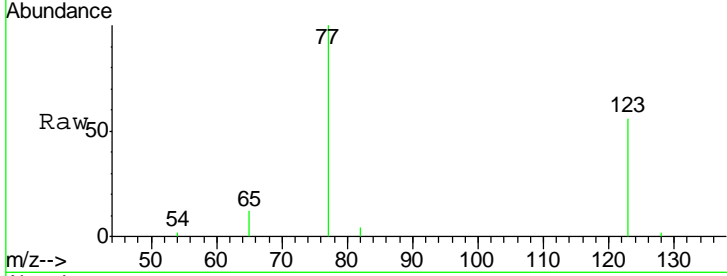




#9
 Nitrobenzene
 Concen: 3.86 ng
 RT: 9.90 min Scan# 483
 Delta R.T. -0.02 min
 Lab File: BM002925.D
 Acq: 15 Oct 2015 21:46

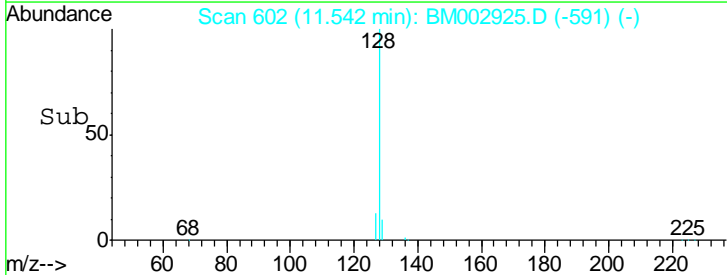
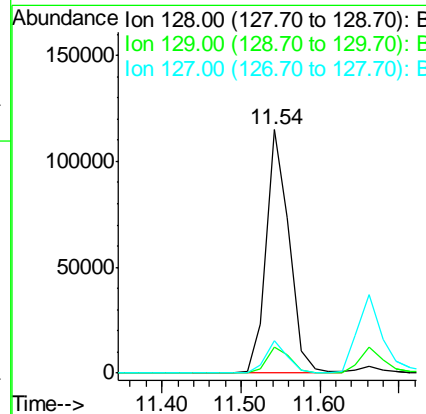
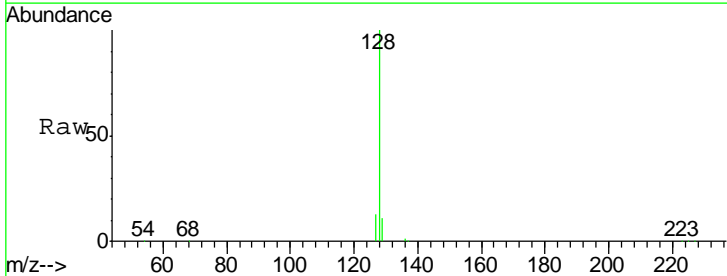
Instrument :
 BNA_M
ClientSampled :
 RAV-GT-104MSD

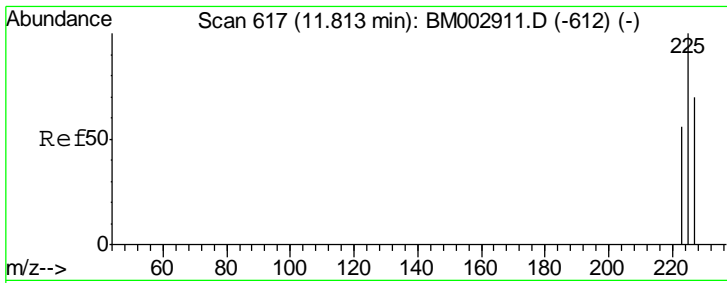
Tgt Ion	Resp	Lower	Upper
77	100		
123	52.4	41.0	61.4
65	12.3	9.7	14.5



#10
 Naphthalene
 Concen: 3.36 ng
 RT: 11.54 min Scan# 602
 Delta R.T. -0.01 min
 Lab File: BM002925.D
 Acq: 15 Oct 2015 21:46

Tgt Ion	Resp	Lower	Upper
128	100		
129	10.5	9.4	14.2
127	13.3	9.6	14.4

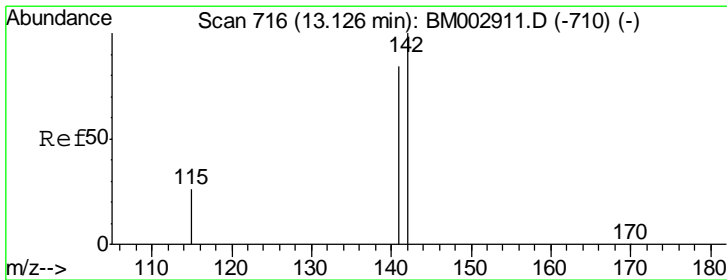
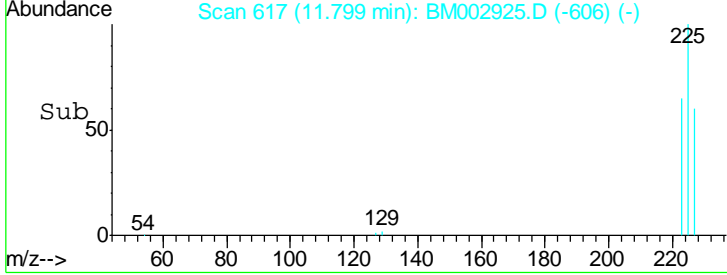
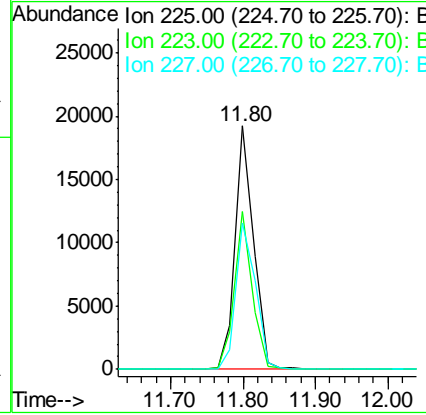
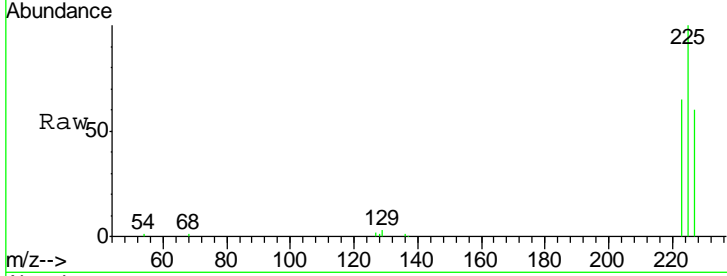




#11
 Hexachlorobutadiene
 Concen: 2.98 ng
 RT: 11.80 min Scan# 617
 Delta R.T. -0.01 min
 Lab File: BM002925.D
 Acq: 15 Oct 2015 21:46

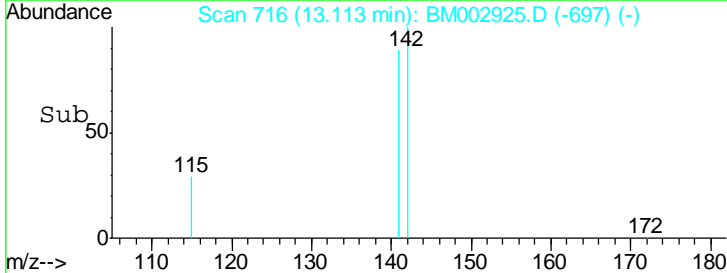
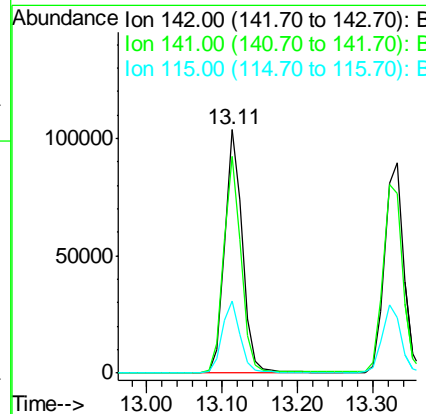
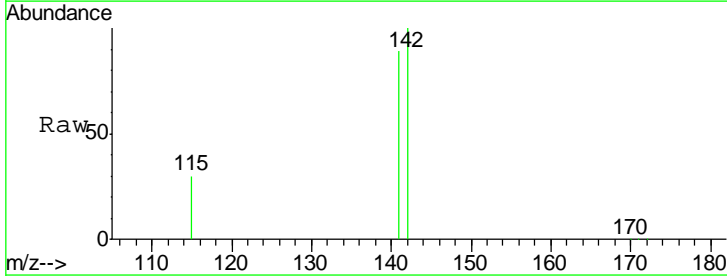
Instrument :
 BNA_M
 ClientSampled :
 RAV-GT-104MSD

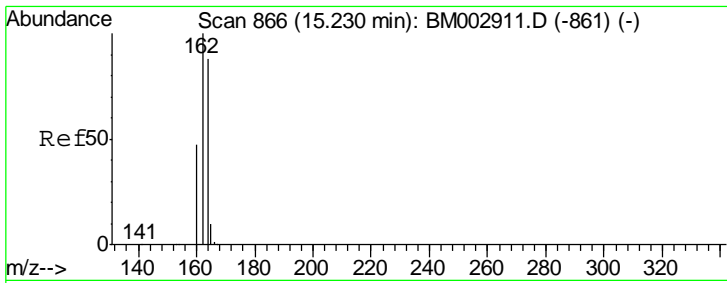
Tgt Ion	Resp	Lower	Upper
225	33130		
223	62.7	50.1	75.1
227	63.9	51.2	76.8



#12
 2-Methylnaphthalene
 Concen: 3.71 ng
 RT: 13.11 min Scan# 716
 Delta R.T. -0.01 min
 Lab File: BM002925.D
 Acq: 15 Oct 2015 21:46

Tgt Ion	Resp	Lower	Upper
142	172069		
141	89.2	69.4	104.0
115	29.6	22.7	34.1

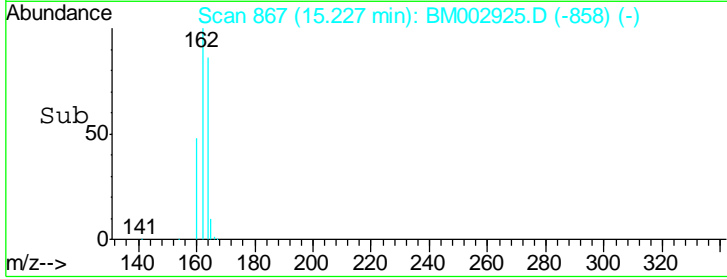
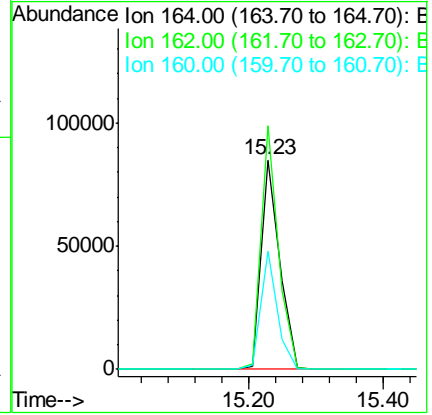
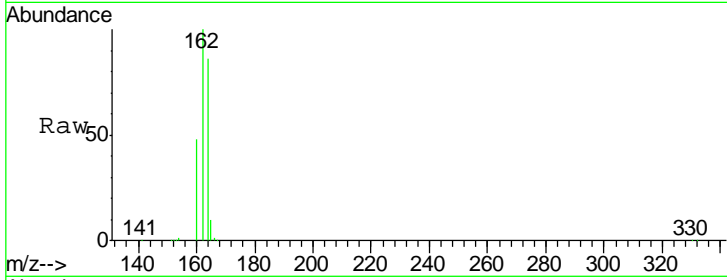




#13
 Acenaphthene-d10
 Concen: 5.00 ng
 RT: 15.23 min Scan# 867
 Delta R.T. -0.01 min
 Lab File: BM002925.D
 Acq: 15 Oct 2015 21:46

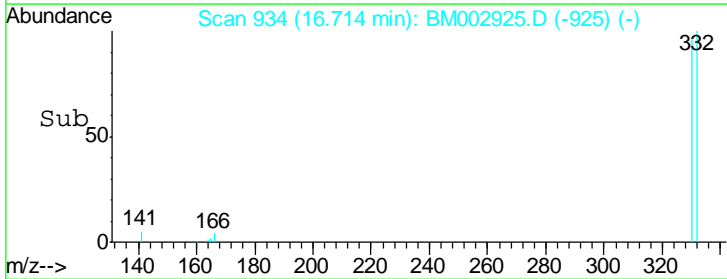
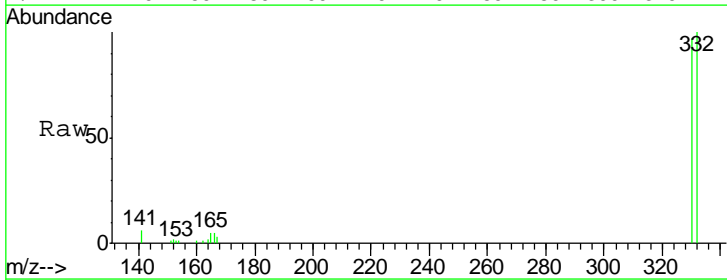
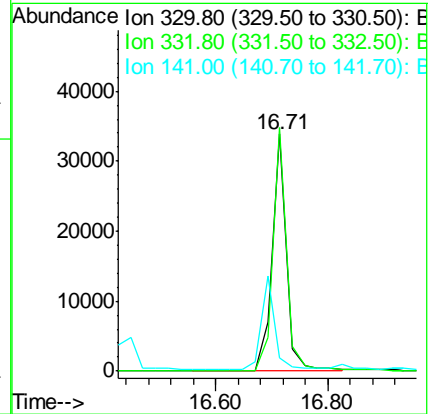
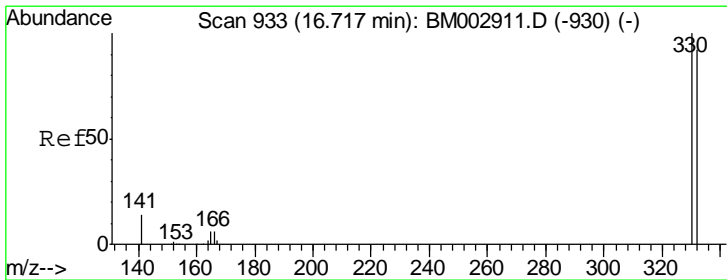
Instrument :
 BNA_M
ClientSampleId :
 RAV-GT-104MSD

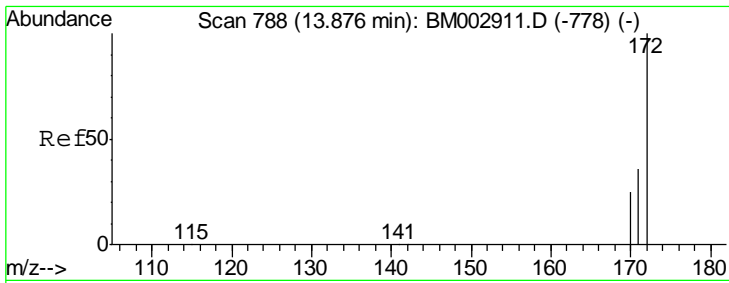
Tgt Ion	Resp	Lower	Upper
164	100		
162	116.2	79.6	119.4
160	56.3	33.1	49.7#



#14
 2,4,6-Tribromophenol
 Concen: 9.43 ng
 RT: 16.71 min Scan# 934
 Delta R.T. -0.01 min
 Lab File: BM002925.D
 Acq: 15 Oct 2015 21:46

Tgt Ion	Resp	Lower	Upper
330	100		
332	98.5	76.6	115.0
141	0.0	0.0	0.0

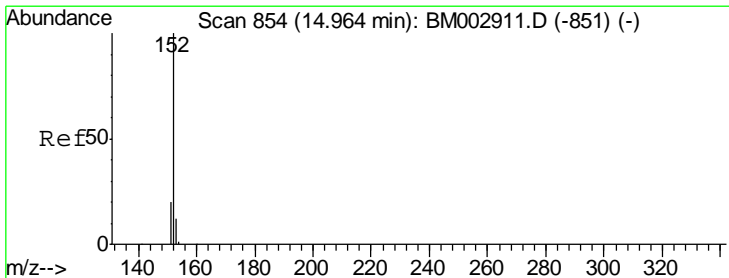
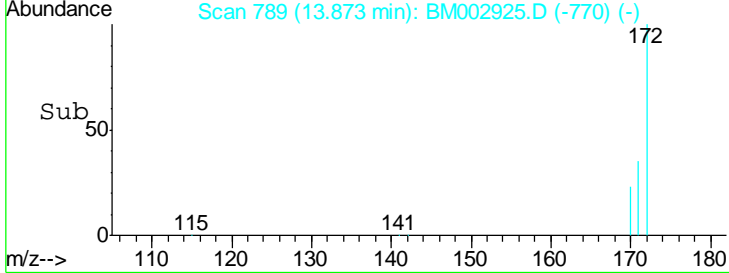
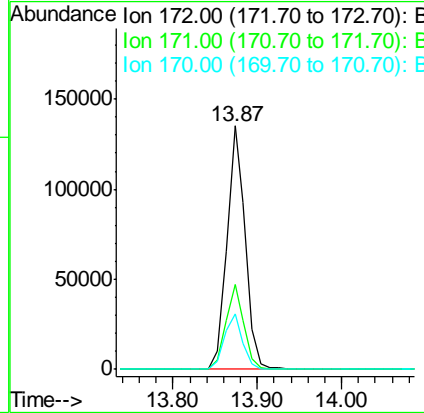
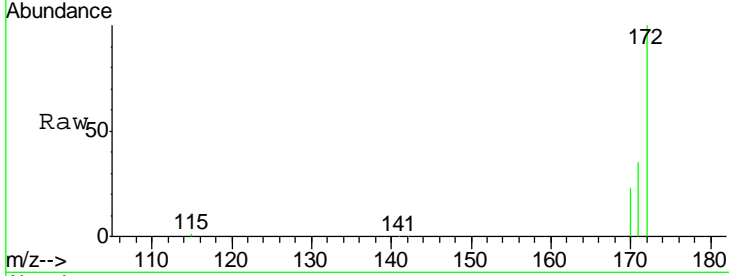




#15
 2-Fluorobiphenyl
 Concen: 3.95 ng
 RT: 13.87 min Scan# 789
 Delta R.T. -0.01 min
 Lab File: BM002925.D
 Acq: 15 Oct 2015 21:46

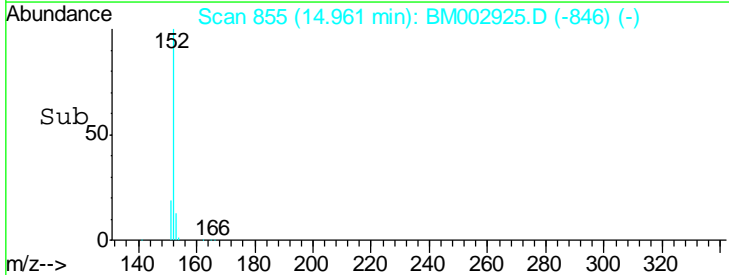
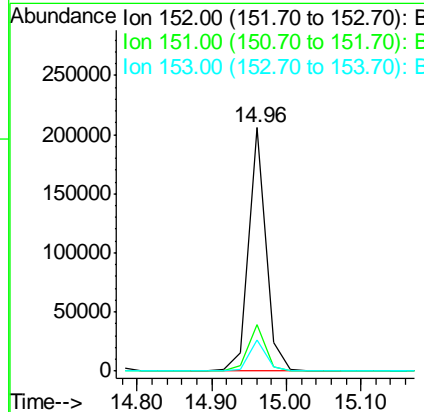
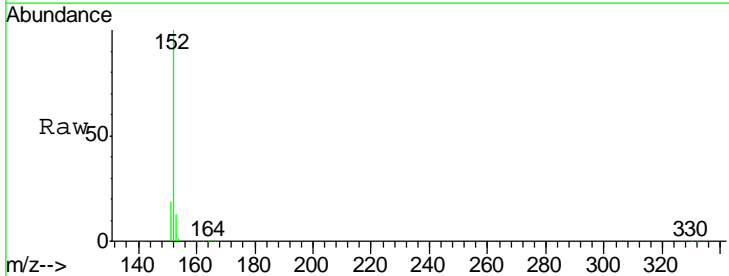
Instrument :
 BNA_M
ClientSampled :
 RAV-GT-104MSD

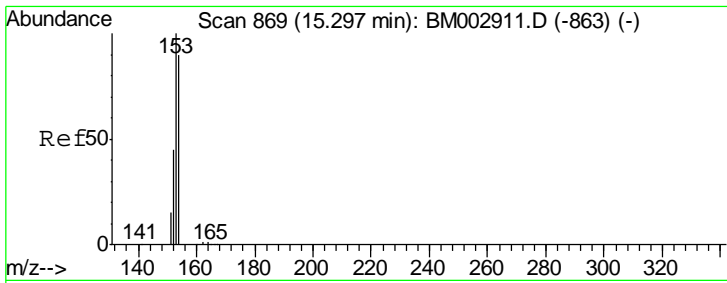
Tgt Ion	Resp	Lower	Upper
172	100		
171	35.0	26.1	39.1
170	22.7	15.7	23.5



#16
 Acenaphthylene
 Concen: 4.63 ng
 RT: 14.96 min Scan# 855
 Delta R.T. -0.01 min
 Lab File: BM002925.D
 Acq: 15 Oct 2015 21:46

Tgt Ion	Resp	Lower	Upper
152	100		
151	19.2	15.3	22.9
153	13.0	10.5	15.7

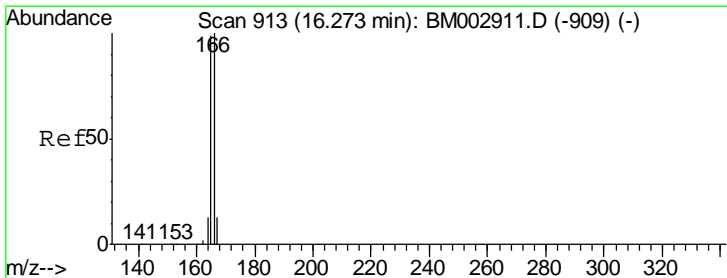
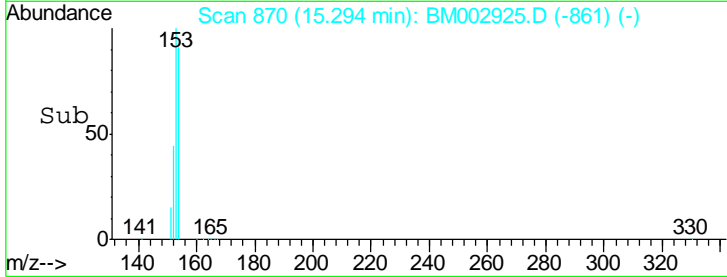
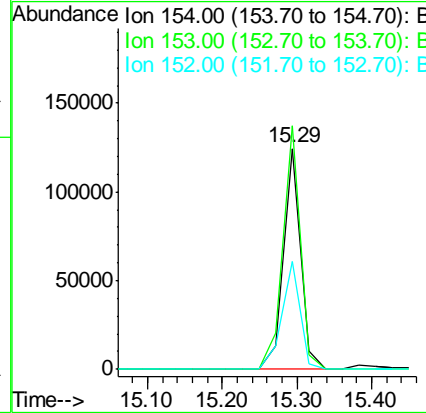
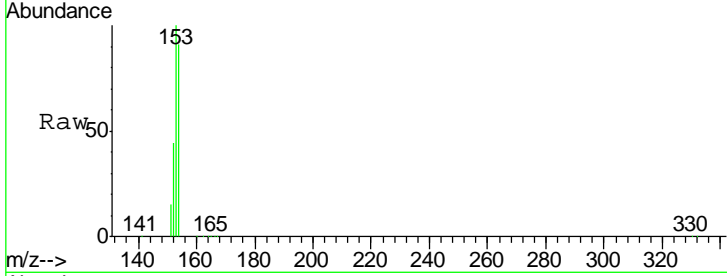




#17
 Acenaphthene
 Concen: 4.02 ng
 RT: 15.29 min Scan# 870
 Delta R.T. -0.01 min
 Lab File: BM002925.D
 Acq: 15 Oct 2015 21:46

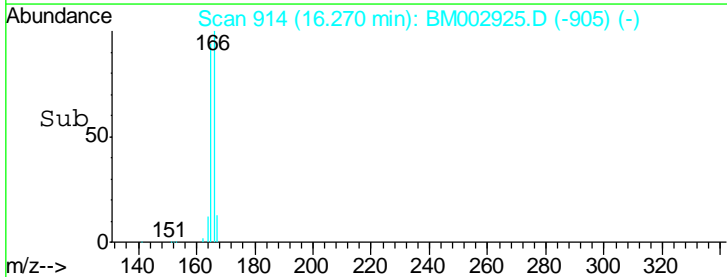
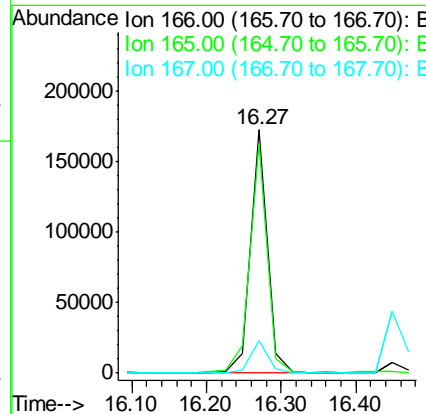
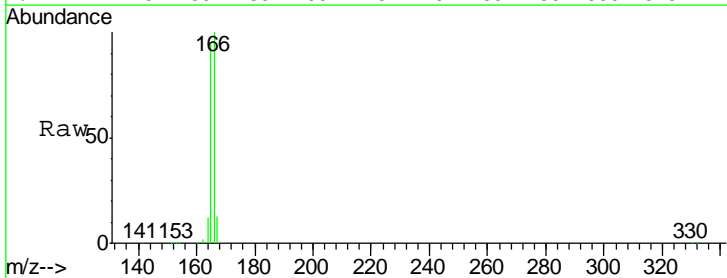
Instrument :
 BNA_M
 ClientSampled :
 RAV-GT-104MSD

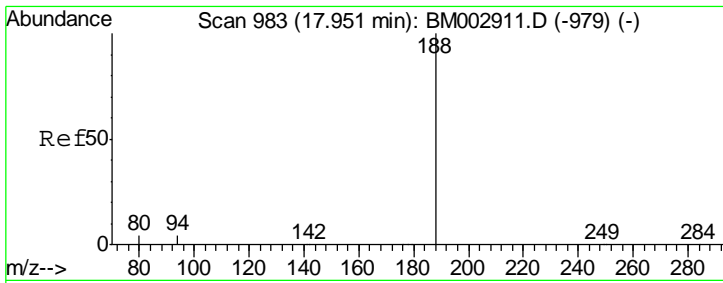
Tgt Ion	Resp	Lower	Upper
154	100		
153	112.5	0.0	0.0#
152	51.9	0.0	0.0#



#18
 Fluorene
 Concen: 4.63 ng
 RT: 16.27 min Scan# 914
 Delta R.T. -0.01 min
 Lab File: BM002925.D
 Acq: 15 Oct 2015 21:46

Tgt Ion	Resp	Lower	Upper
166	100		
165	96.1	77.3	115.9
167	13.5	10.9	16.3

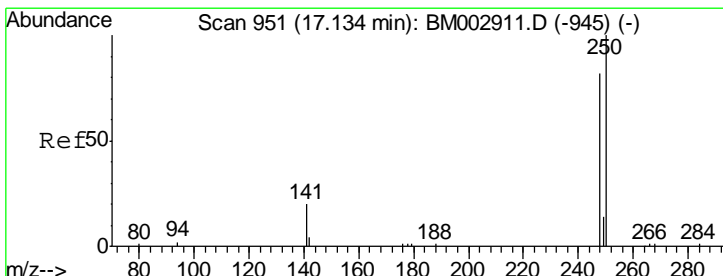
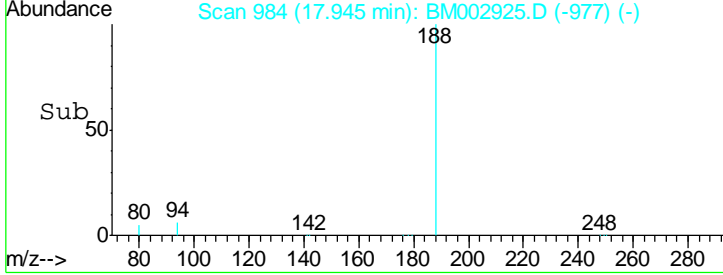
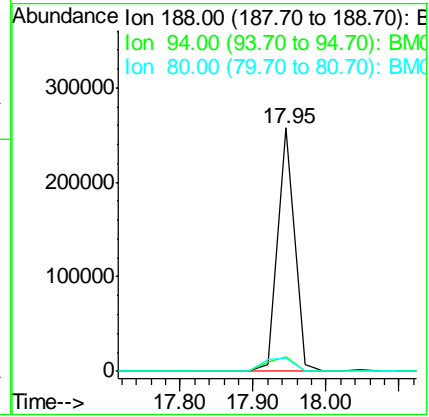
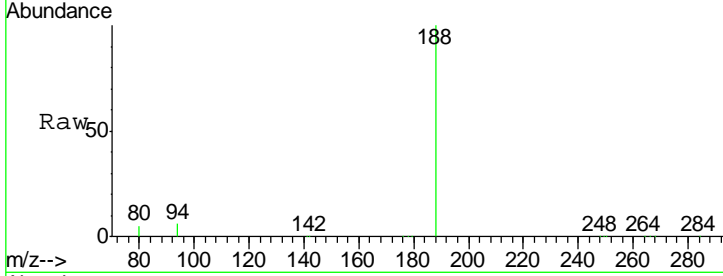




#19
 Phenanthrene-d10
 Concen: 5.00 ng
 RT: 17.95 min Scan# 984
 Delta R.T. -0.01 min
 Lab File: BM002925.D
 Acq: 15 Oct 2015 21:46

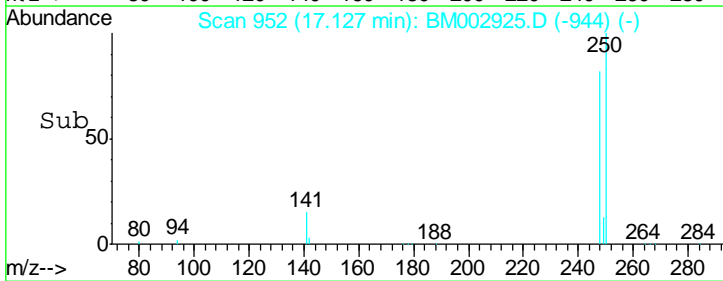
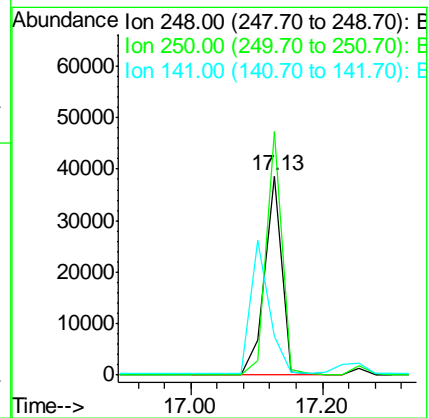
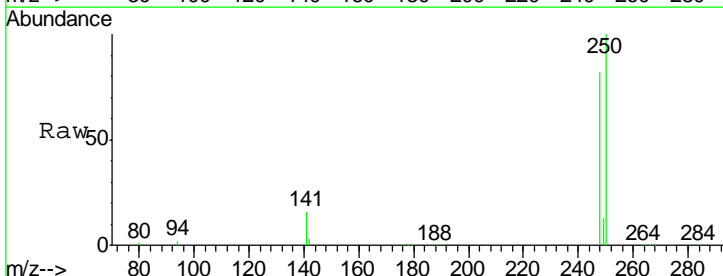
Instrument :
 BNA_M
ClientSampled :
 RAV-GT-104MSD

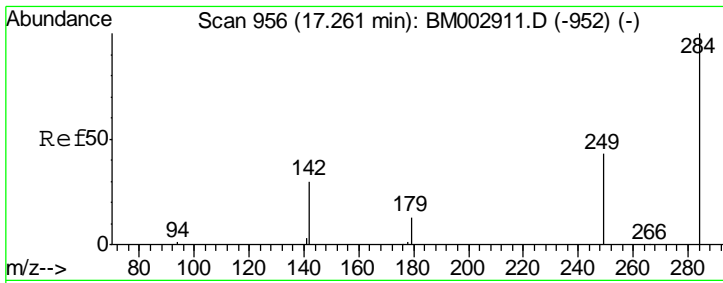
Tgt Ion	Resp	Lower	Upper
188	418682		
94	6.2	15.2	22.8#
80	5.5	15.9	23.9#



#20
 4-Bromophenyl-phenylether
 Concen: 4.07 ng
 RT: 17.13 min Scan# 952
 Delta R.T. -0.01 min
 Lab File: BM002925.D
 Acq: 15 Oct 2015 21:46

Tgt Ion	Resp	Lower	Upper
248	70629		
250	111.2	71.4	107.2#
141	0.0	54.6	82.0#

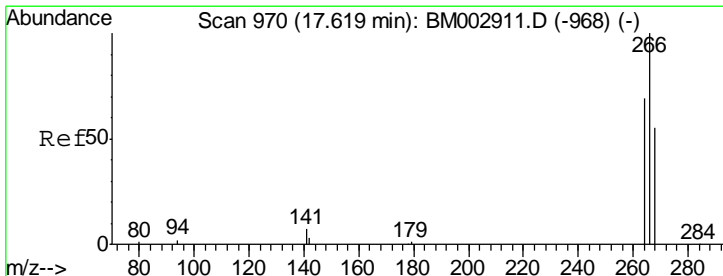
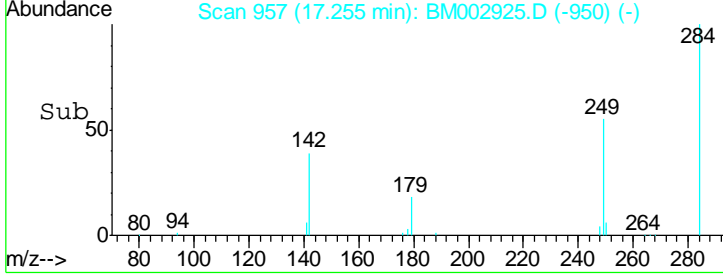
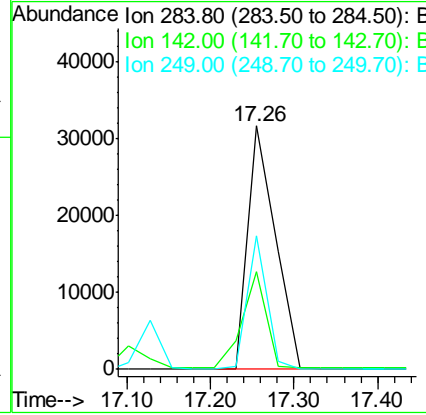
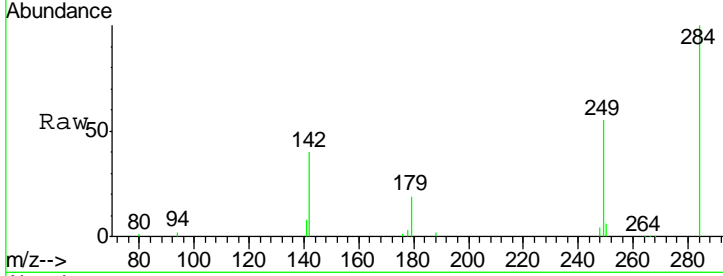




#21
 Hexachlorobenzene
 Concen: 4.33 ng
 RT: 17.26 min Scan# 957
 Delta R.T. -0.01 min
 Lab File: BM002925.D
 Acq: 15 Oct 2015 21:46

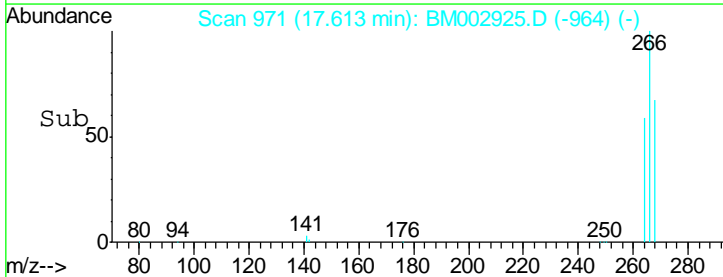
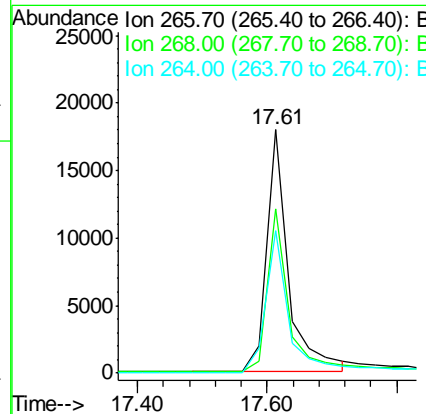
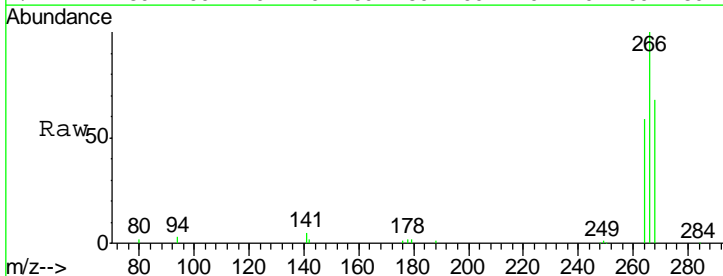
Instrument :
 BNA_M
 ClientSampleId :
 RAV-GT-104MSD

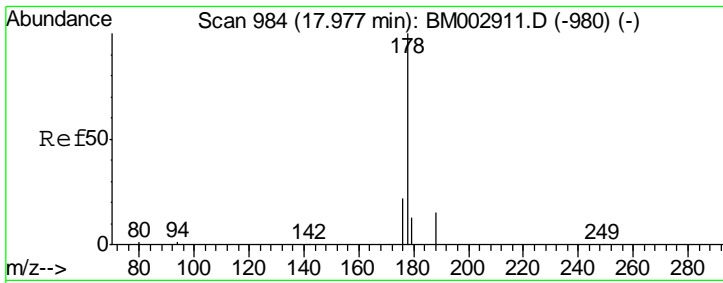
Tgt Ion	Resp	Lower	Upper
284	72621		
284	100		
142	34.1	0.0	0.0#
249	39.2	20.7	31.1#



#22
 Pentachlorophenol
 Concen: 21.10 ng
 RT: 17.61 min Scan# 971
 Delta R.T. -0.01 min
 Lab File: BM002925.D
 Acq: 15 Oct 2015 21:46

Tgt Ion	Resp	Lower	Upper
266	41719		
266	100		
268	67.6	58.3	87.5
264	58.6	54.2	81.2

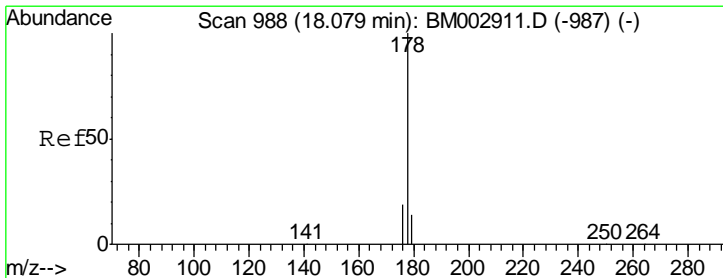
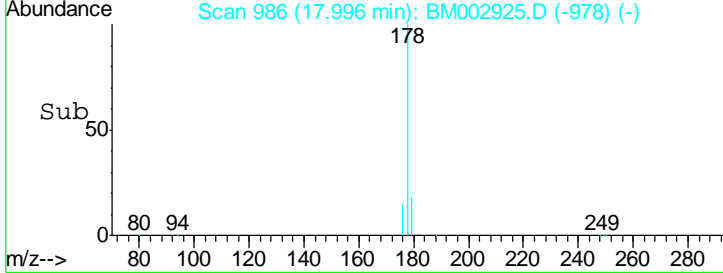
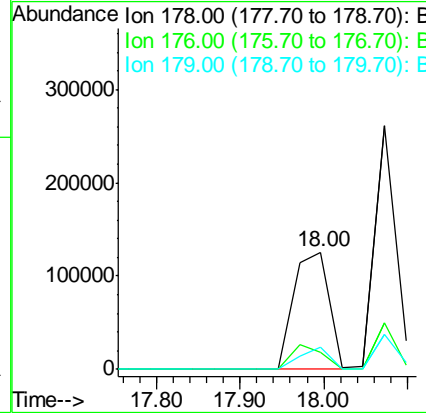
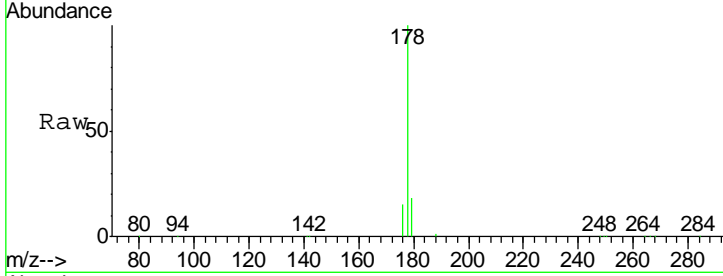




#23
 Phenanthrene
 Concen: 3.79 ng
 RT: 18.00 min Scan# 986
 Delta R.T. 0.02 min
 Lab File: BM002925.D
 Acq: 15 Oct 2015 21:46

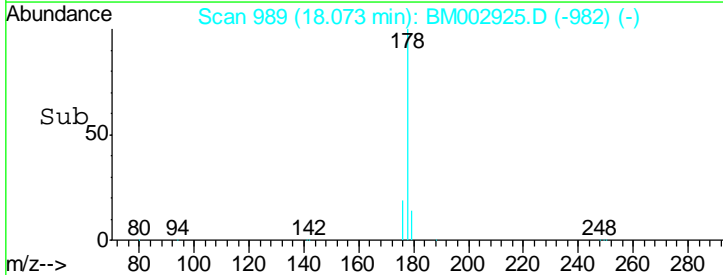
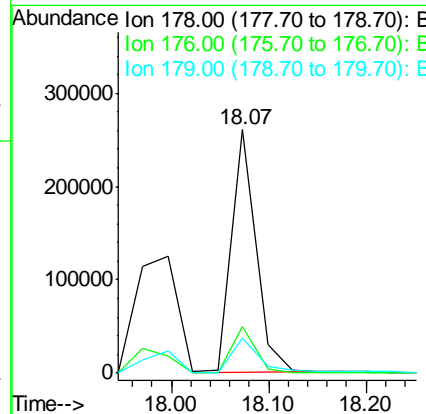
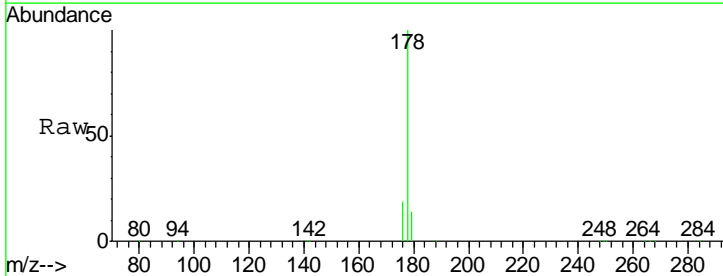
Instrument :
 BNA_M
 ClientSampleId :
 RAV-GT-104MSD

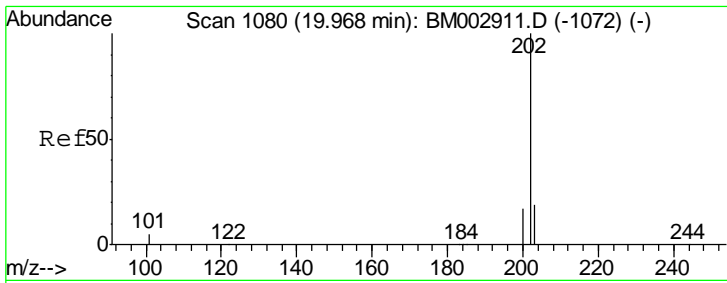
Tgt Ion	Resp	Lower	Upper
178	370155		
176	0.0	14.6	21.8#
179	16.1	12.5	18.7



#24
 Anthracene
 Concen: 4.87 ng
 RT: 18.07 min Scan# 989
 Delta R.T. -0.01 min
 Lab File: BM002925.D
 Acq: 15 Oct 2015 21:46

Tgt Ion	Resp	Lower	Upper
178	452439		
176	18.5	13.9	20.9
179	15.4	12.6	18.8

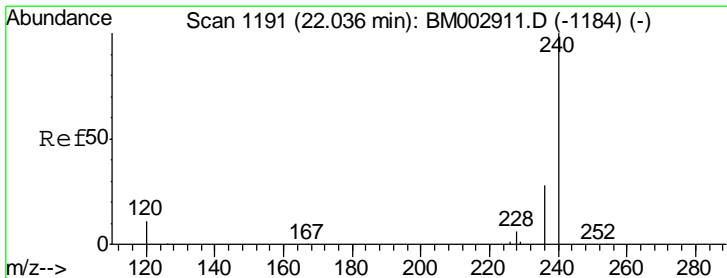
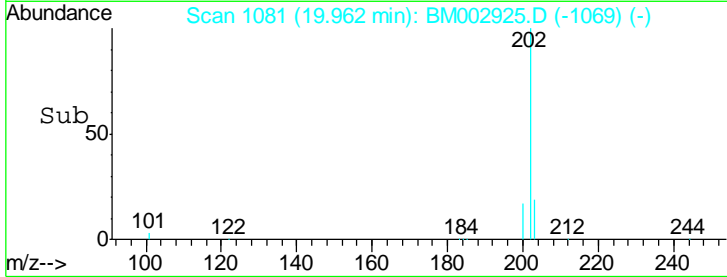
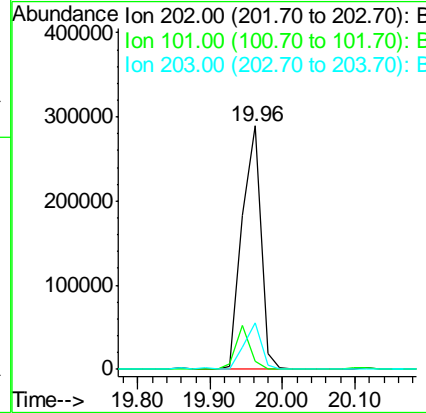
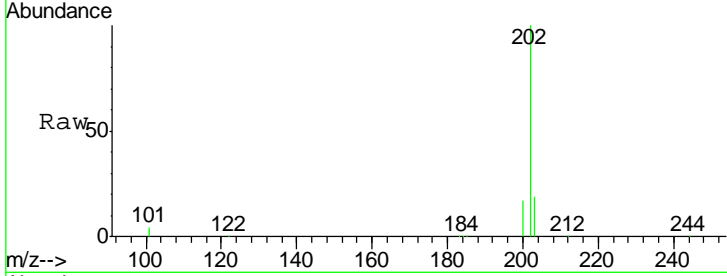




#25
 Fluoranthene
 Concen: 4.73 ng
 RT: 19.96 min Scan# 1081
 Delta R.T. 0.01 min
 Lab File: BM002925.D
 Acq: 15 Oct 2015 21:46

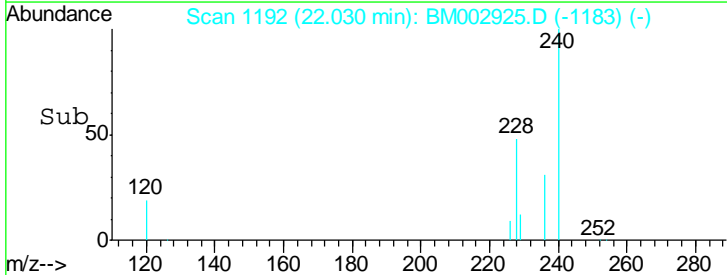
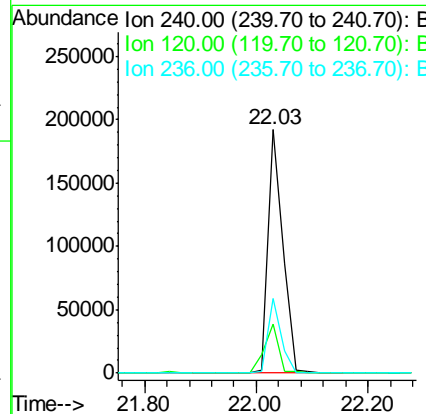
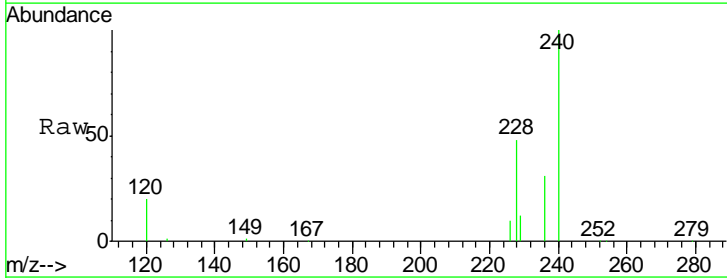
Instrument :
 BNA_M
 ClientSampled :
 RAV-GT-104MSD

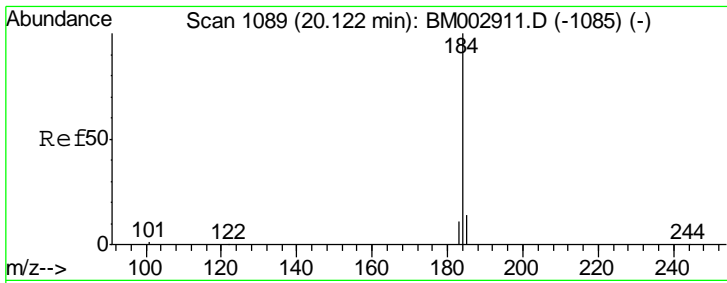
Tgt Ion	Resp	Lower	Upper
202	510137		
101	14.0	11.0	16.6
203	17.1	13.8	20.6



#26
 Chrysene-d12
 Concen: 5.00 ng
 RT: 22.03 min Scan# 1192
 Delta R.T. -0.01 min
 Lab File: BM002925.D
 Acq: 15 Oct 2015 21:46

Tgt Ion	Resp	Lower	Upper
240	348557		
120	19.9	3.3	4.9#
236	30.7	19.5	29.3#

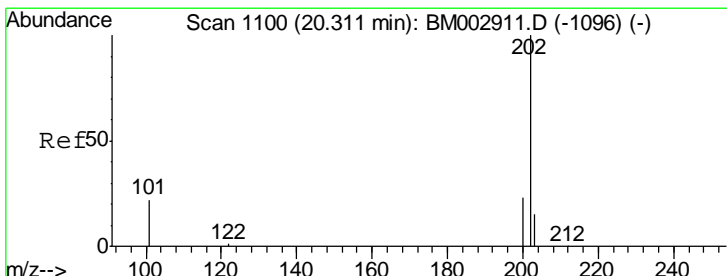
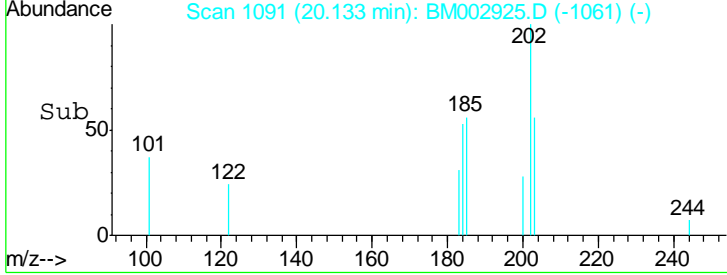
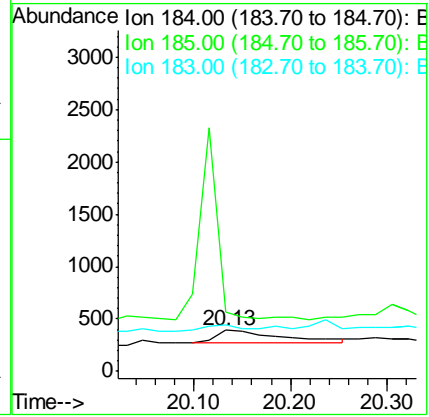
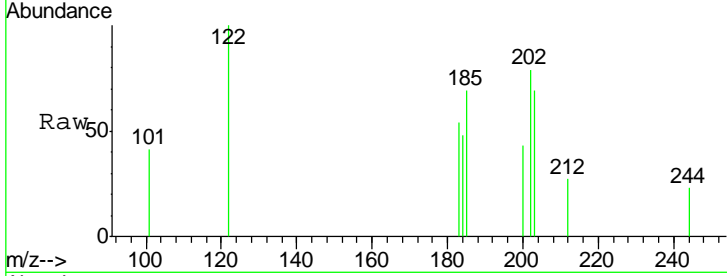




#27
Benzidine
Concen: 0.16 ng
RT: 20.13 min Scan# 1091
Delta R.T. 0.01 min
Lab File: BM002925.D
Acq: 15 Oct 2015 21:46


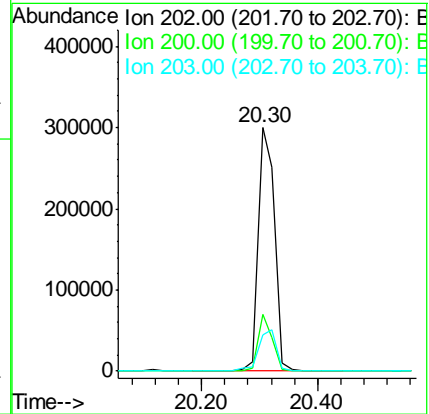

Instrument :
BNA_M
ClientSampleId :
RAV-GT-104MSD

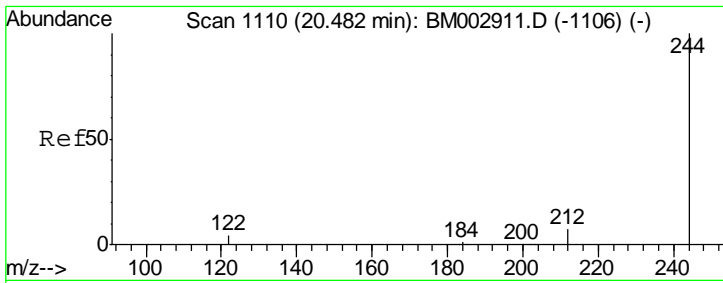
Tgt Ion	Resp	Lower	Upper
184	619		
185	145.3	12.0	18.0#
183	113.0	8.9	13.3#



#28
Pyrene
Concen: 5.78 ng
RT: 20.30 min Scan# 1101
Delta R.T. -0.01 min
Lab File: BM002925.D
Acq: 15 Oct 2015 21:46

Tgt Ion	Resp	Lower	Upper
202	594526		
200	20.4	16.2	24.4
203	18.6	13.8	20.8

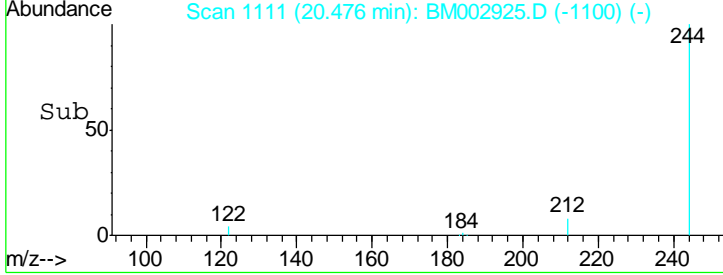
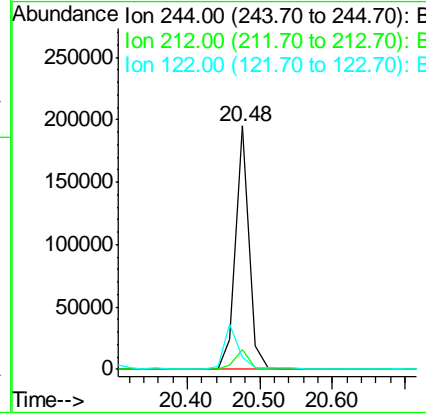
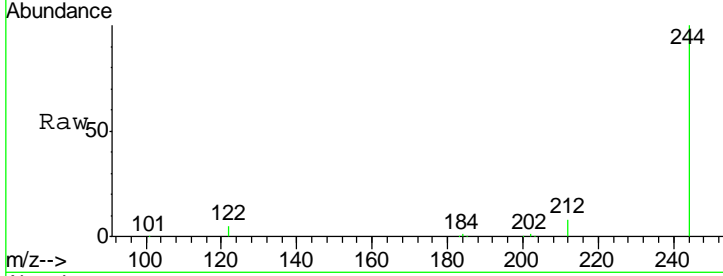




#29
 Terphenyl-d14
 Concen: 4.73 ng
 RT: 20.48 min Scan# 1111
 Delta R.T. -0.01 min
 Lab File: BM002925.D
 Acq: 15 Oct 2015 21:46

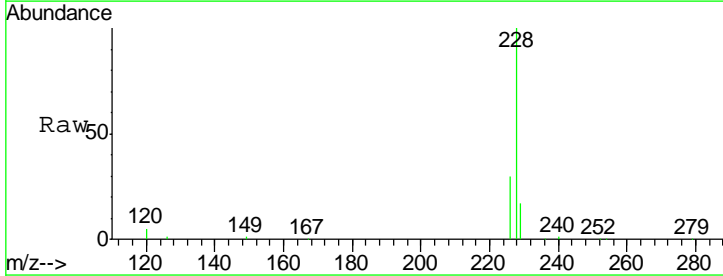
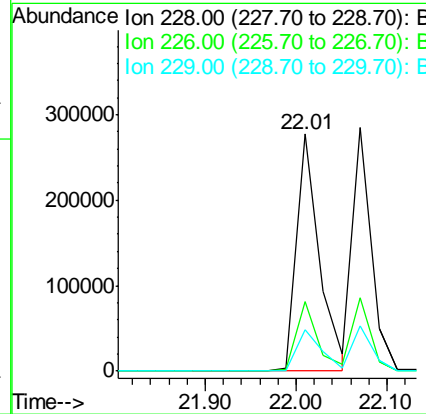
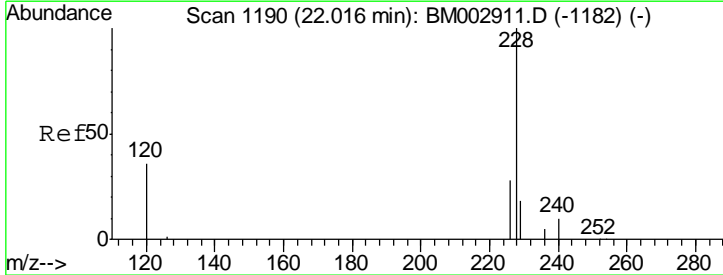
Instrument :
 BNA_M
ClientSampled :
 RAV-GT-104MSD

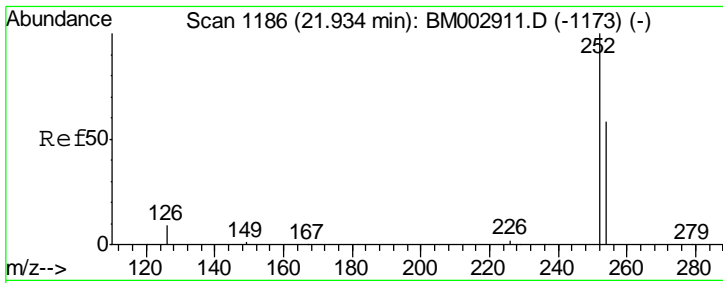
Tgt Ion	Resp	Lower	Upper
244	100		
212	8.1	5.6	8.4
122	4.9	2.2	3.2



#30
 Benzo(a)anthracene
 Concen: 4.81 ng
 RT: 22.01 min Scan# 1191
 Delta R.T. -0.01 min
 Lab File: BM002925.D
 Acq: 15 Oct 2015 21:46

Tgt Ion	Resp	Lower	Upper
228	100		
226	29.7	19.0	28.6
229	17.3	16.8	25.2

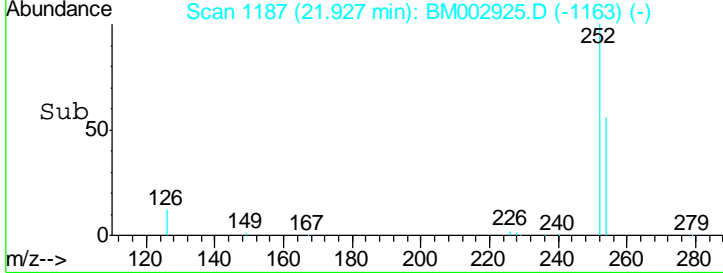
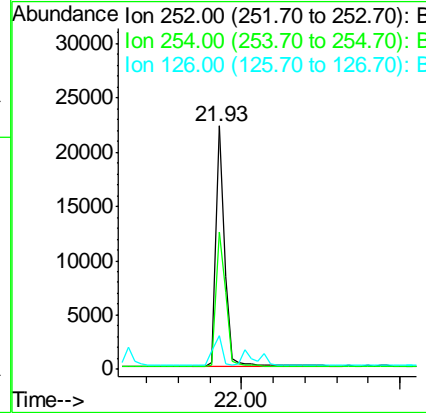
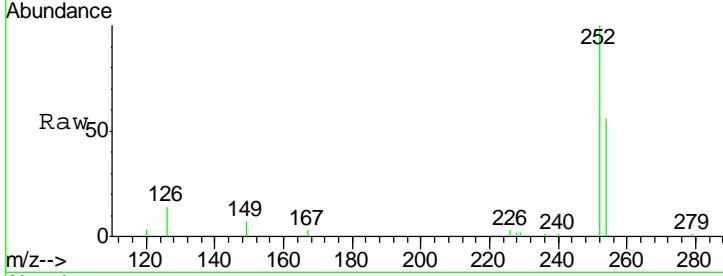




#31
 3,3'-Dichlorobenzidine
 Concen: 1.19 ng
 RT: 21.93 min Scan# 1187
 Delta R.T. -0.01 min
 Lab File: BM002925.D
 Acq: 15 Oct 2015 21:46

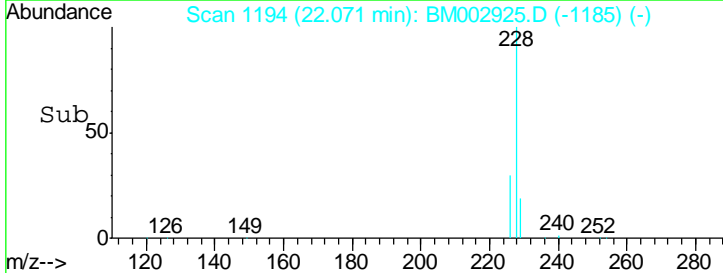
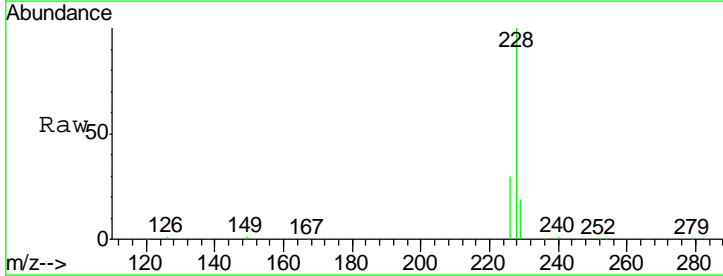
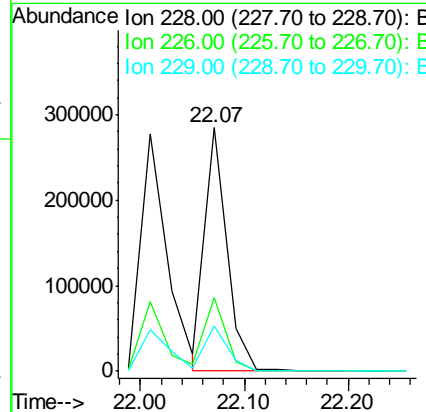
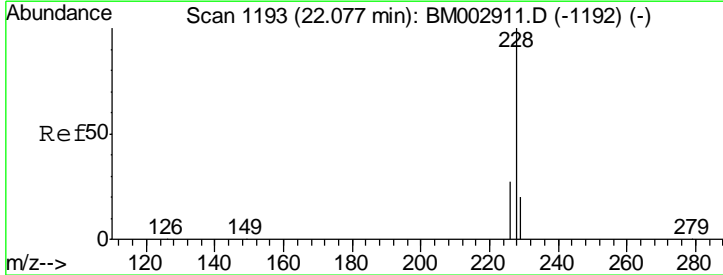
Instrument :
 BNA_M
 ClientSampleId :
 RAV-GT-104MSD

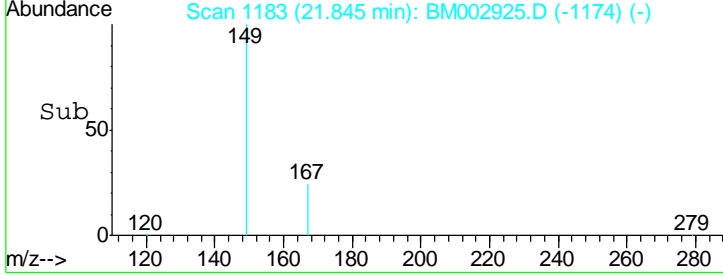
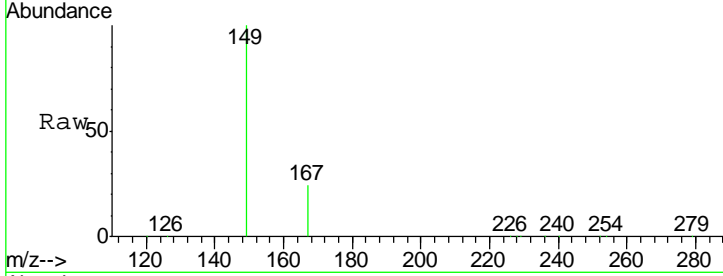
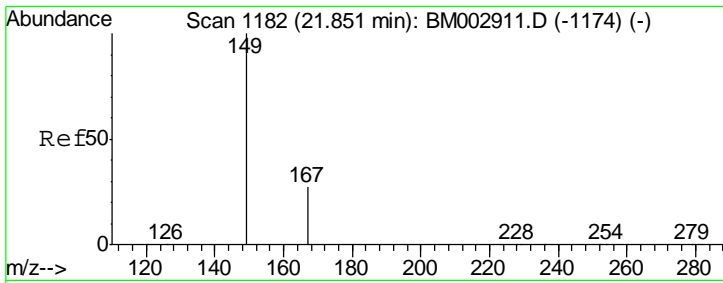
Tgt Ion	Resp	Lower	Upper
252	40693		
254	56.3	54.1	81.1
126	13.6	4.1	6.1#



#32
 Chrysene
 Concen: 4.40 ng
 RT: 22.07 min Scan# 1194
 Delta R.T. -0.01 min
 Lab File: BM002925.D
 Acq: 15 Oct 2015 21:46

Tgt Ion	Resp	Lower	Upper
228	414170		
226	30.4	20.6	30.8
229	18.7	17.4	26.2

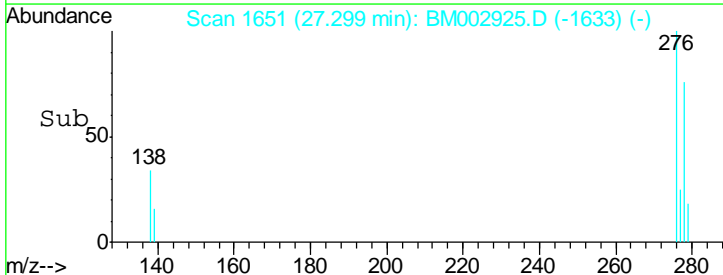
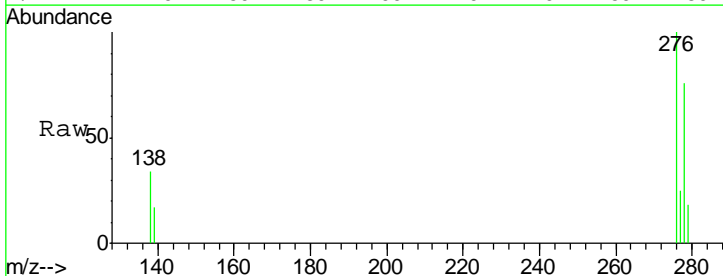
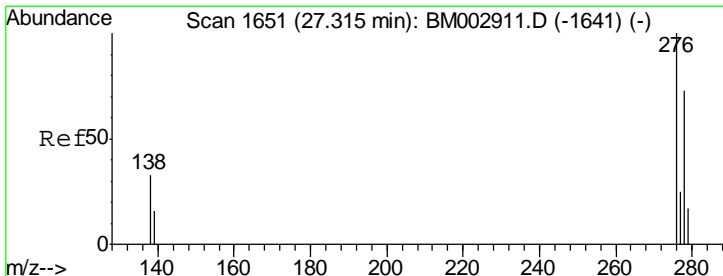
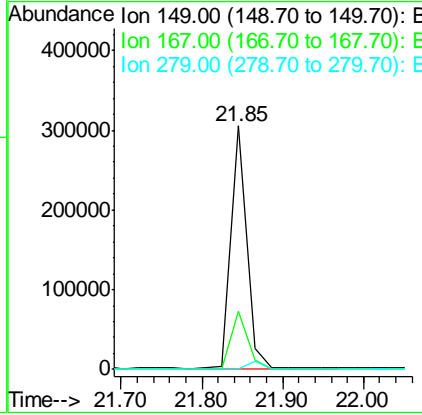




#33
 Bis(2-ethylhexyl)phthalate
 Concen: 5.23 ng
 RT: 21.85 min Scan# 1183
 Delta R.T. -0.01 min
 Lab File: BM002925.D
 Acq: 15 Oct 2015 21:46

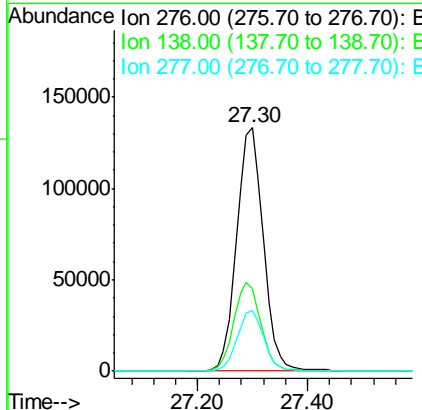
Instrument :
 BNA_M
 ClientSampled :
 RAV-GT-104MSD

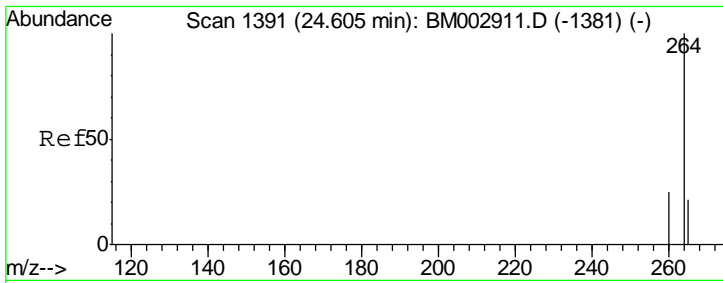
Tgt Ion	Resp	Lower	Upper
149	407548		
167	25.2	17.2	25.8
279	0.0	2.2	3.4#



#34
 Indeno(1,2,3-cd)pyrene
 Concen: 4.63 ng
 RT: 27.30 min Scan# 1651
 Delta R.T. -0.01 min
 Lab File: BM002925.D
 Acq: 15 Oct 2015 21:46

Tgt Ion	Resp	Lower	Upper
276	448861		
138	36.6	29.0	43.6
277	24.8	19.8	29.8

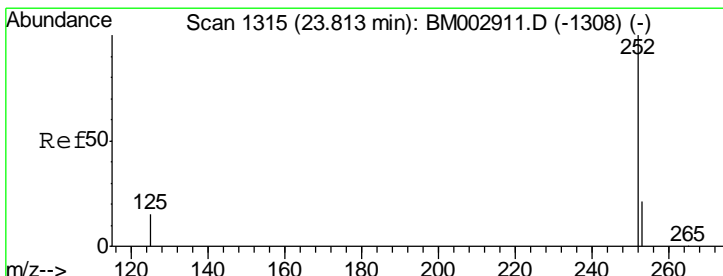
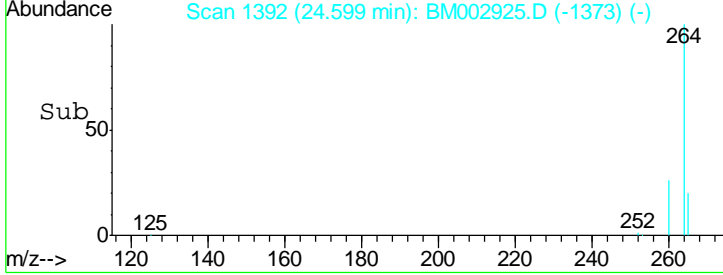
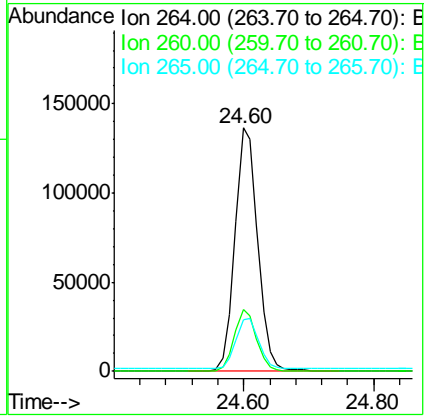
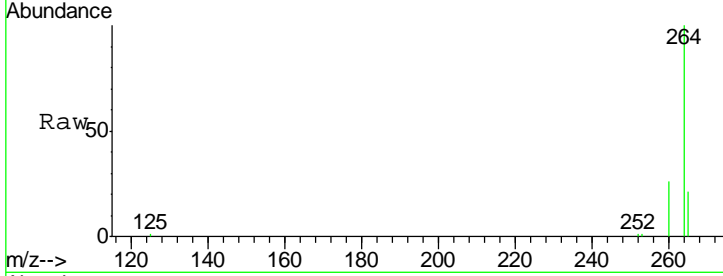




#35
 Perylene-d12
 Concen: 5.00 ng
 RT: 24.60 min Scan# 1392
 Delta R.T. -0.00 min
 Lab File: BM002925.D
 Acq: 15 Oct 2015 21:46

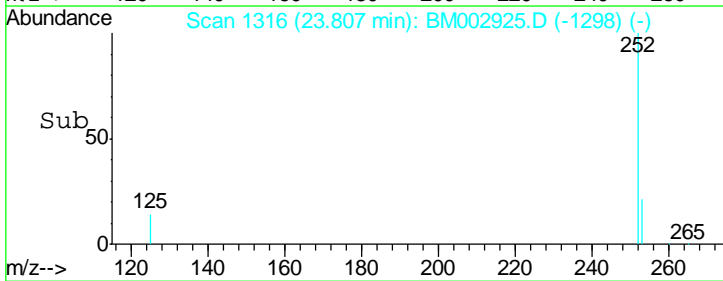
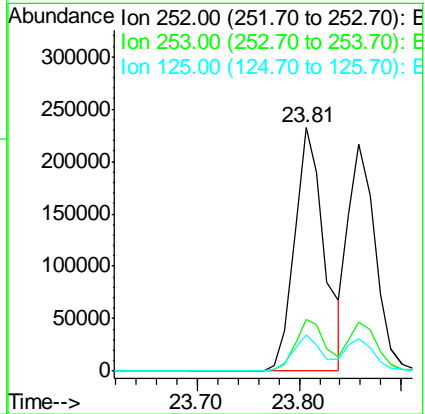
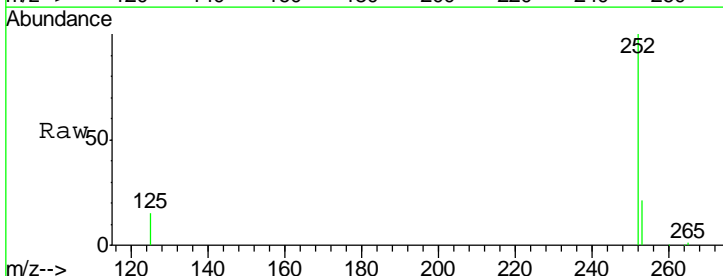
Instrument :
 BNA_M
 ClientSampled :
 RAV-GT-104MSD

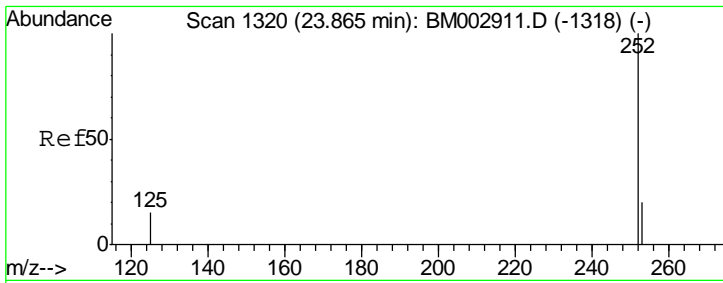
Tgt Ion	Resp	Lower	Upper
264	328053		
260	25.6	20.1	30.1
265	21.5	17.6	26.4



#36
 Benzo(b)fluoranthene
 Concen: 5.00 ng
 RT: 23.81 min Scan# 1316
 Delta R.T. -0.01 min
 Lab File: BM002925.D
 Acq: 15 Oct 2015 21:46

Tgt Ion	Resp	Lower	Upper
252	470917		
253	21.2	17.5	26.3
125	14.7	12.4	18.6

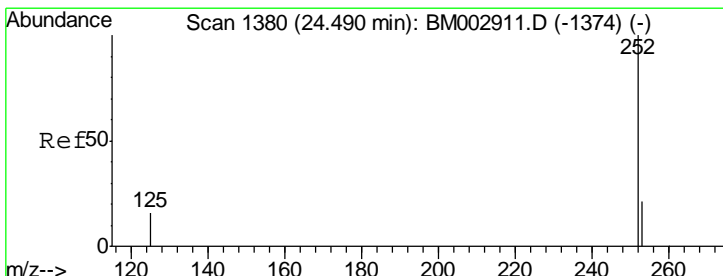
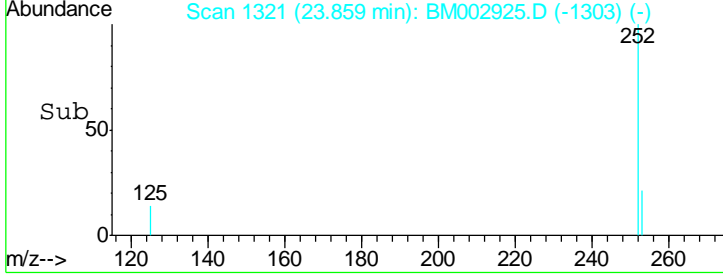
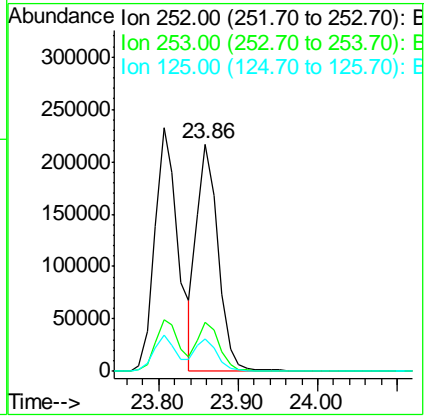
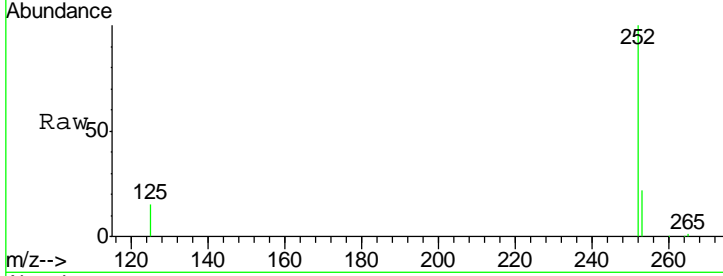




#37
 Benzo(k)fluoranthene
 Concen: 4.34 ng
 RT: 23.86 min Scan# 1321
 Delta R.T. -0.01 min
 Lab File: BM002925.D
 Acq: 15 Oct 2015 21:46

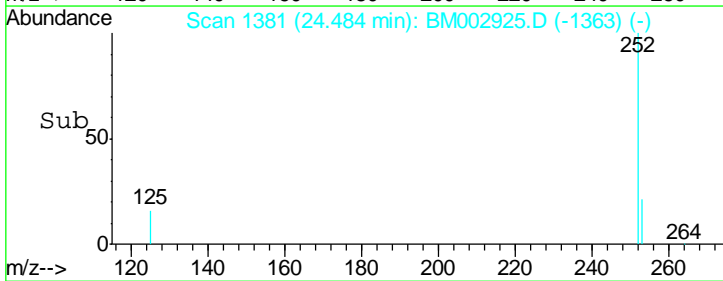
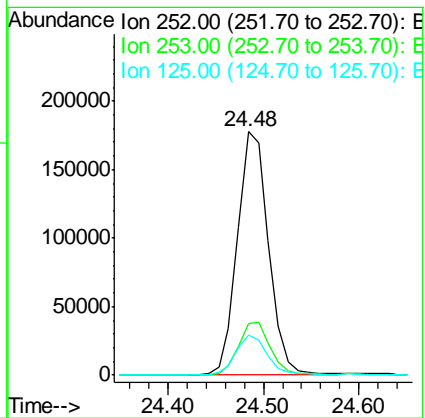
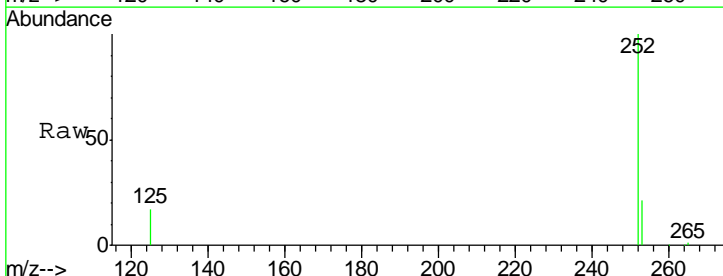
Instrument :
 BNA_M
 ClientSampleId :
 RAV-GT-104MSD

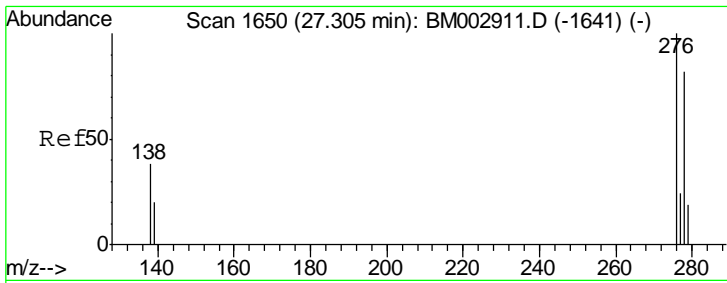
Tgt Ion	Resp	Lower	Upper
252	399852		
253	21.6	17.9	26.9
125	14.5	12.3	18.5



#38
 Benzo(a)pyrene
 Concen: 4.84 ng
 RT: 24.48 min Scan# 1381
 Delta R.T. -0.01 min
 Lab File: BM002925.D
 Acq: 15 Oct 2015 21:46

Tgt Ion	Resp	Lower	Upper
252	403225		
253	21.2	18.4	27.6
125	16.5	13.3	19.9

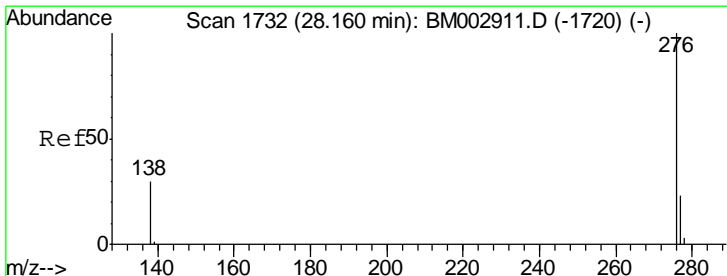
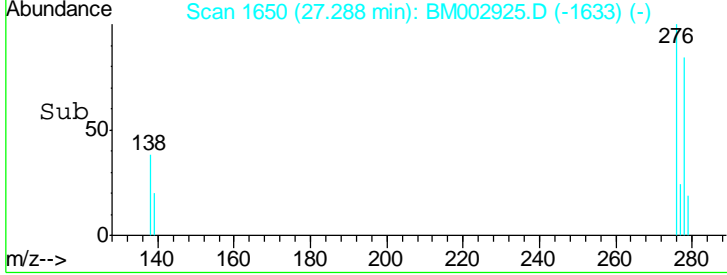
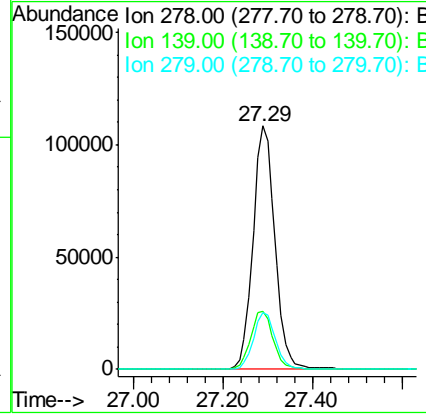
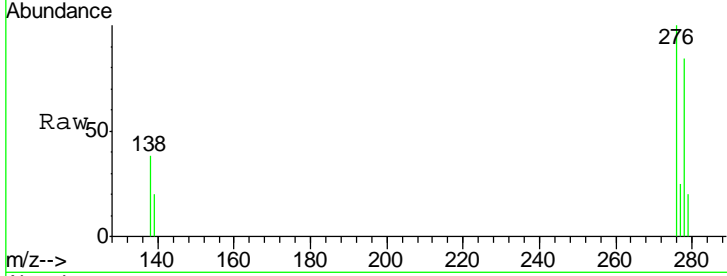




#39
 Dibenzo(a,h)anthracene
 Concen: 4.62 ng
 RT: 27.29 min Scan# 1650
 Delta R.T. -0.02 min
 Lab File: BM002925.D
 Acq: 15 Oct 2015 21:46

Instrument :
 BNA_M
 ClientSampled :
 RAV-GT-104MSD

Tgt Ion	Resp	Lower	Upper
278	368060		
278	100		
139	23.9	19.8	29.6
279	23.3	19.1	28.7



#40
 Benzo(g,h,i)perylene
 Concen: 4.47 ng
 RT: 28.14 min Scan# 1732
 Delta R.T. -0.01 min
 Lab File: BM002925.D
 Acq: 15 Oct 2015 21:46

Tgt Ion	Resp	Lower	Upper
276	372229		
276	100		
277	23.6	19.4	29.0
138	30.5	24.4	36.6

