

Data Path : Z:\HPCHEM1\BNA_M\DATA\BM111015\
 Data File : BM003080.D
 Acq On : 10 Nov 2015 17:02
 Operator : UM/IZ
 Sample : G4263-02
 Misc :
 ALS Vial : 6 Sample Multiplier: 1

Instrument :
 BNA_M
 ClientSampleId :
 YA279

Quant Time: Nov 13 10:45:26 2015
 Quant Method : Z:\HPCHEM1\BNA_M\METHODS\SOM02.2-EPA-1,4-DIO SIM-BM110915.M
 Quant Title : ASP BNA STANDARDS FOR 5 POINT CALIBRATION
 QLast Update : Tue Nov 10 02:32:24 2015
 Response via : Initial Calibration

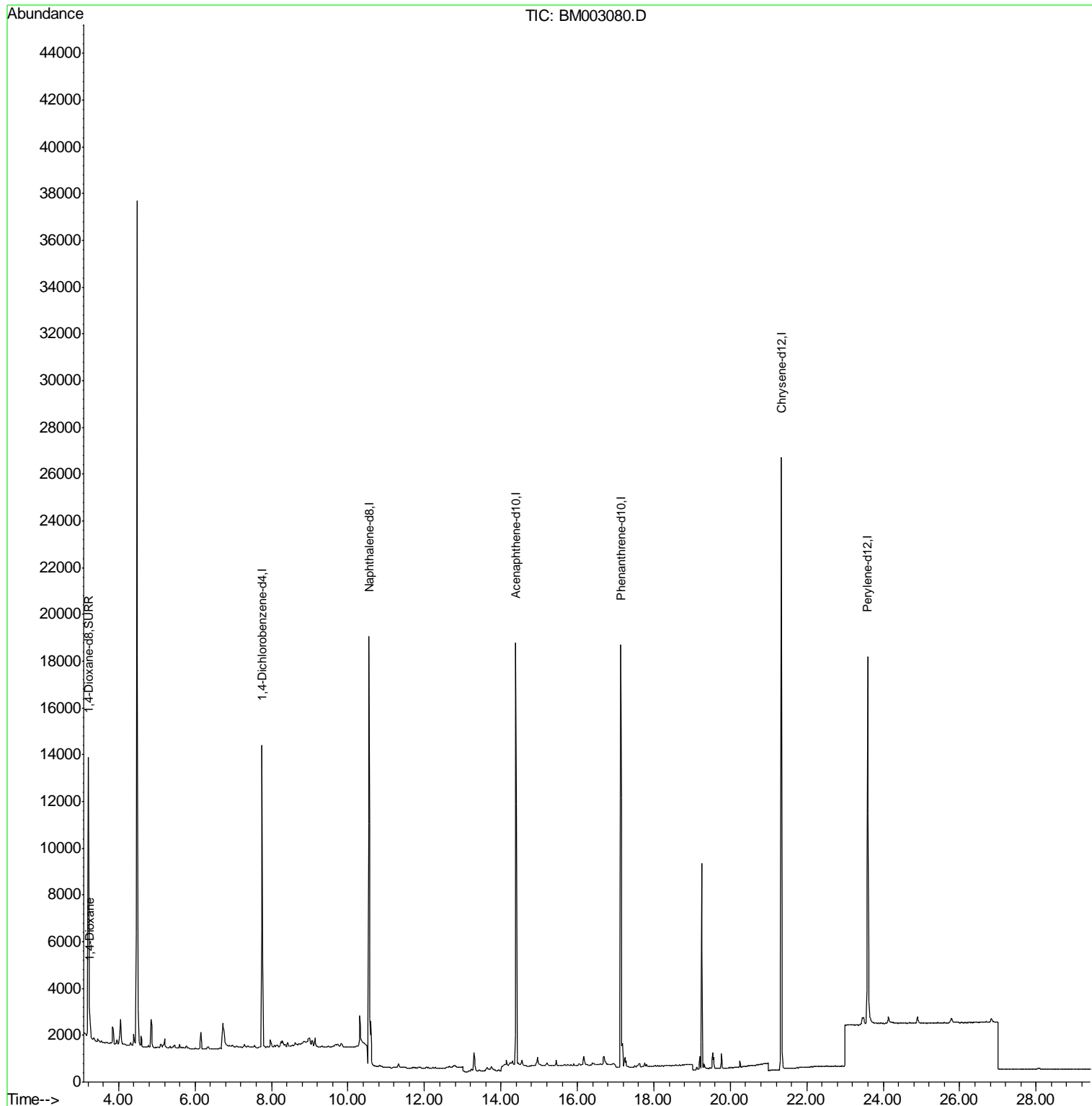
Internal Standards	R.T.	QIon	Response	Conc	Units	Dev(Min)
1) 1,4-Dichlorobenzene-d4	7.76	152	6418	0.40	ng/ul	0.00
4) Naphthalene-d8	10.55	136	26760	0.40	ng/ul	0.00
5) Acenaphthene-d10	14.39	164	11852	0.40	ng/ul	-0.02
6) Phenanthrene-d10	17.13	188	24853	0.40	ng/ul	-0.02
7) Chrysene-d12	21.34	240	25807	0.40	ng/ul	0.00
8) Perylene-d12	23.60	264	22249	0.40	ng/ul	0.00
System Monitoring Compounds						
2) 1,4-Dioxane-d8	3.21	96	8126	1.30	ng/uL	-0.02
Target Compounds						
3) 1,4-Dioxane	3.24	88	1039	0.14	ng/ul#	78

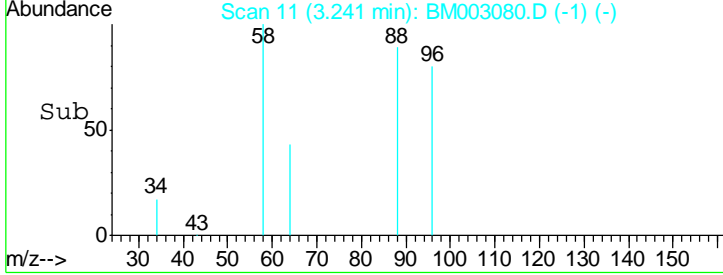
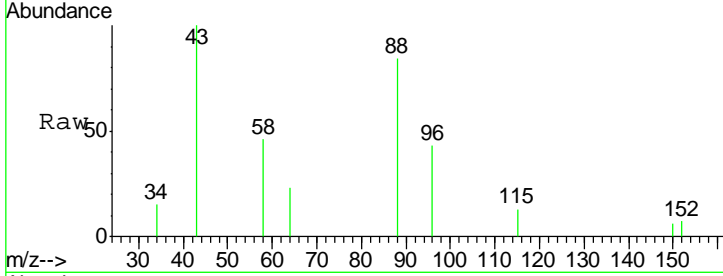
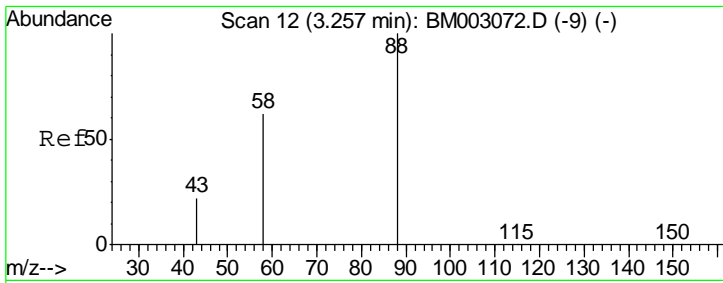
(#) = qualifier out of range (m) = manual integration (+) = signals summed

Data Path : Z:\HPCHEM1\BNA_M\DATA\BM111015\
 Data File : BM003080.D
 Acq On : 10 Nov 2015 17:02
 Operator : UM/IZ
 Sample : G4263-02
 Misc :
 ALS Vial : 6 Sample Multiplier: 1

Instrument :
 BNA_M
 ClientSampleId :
 YA279

Quant Time: Nov 13 10:45:26 2015
 Quant Method : Z:\HPCHEM1\BNA_M\METHODS\SOM02.2-EPA-1,4-DIO SIM-BM110915.M
 Quant Title : ASP BNA STANDARDS FOR 5 POINT CALIBRATION
 QLast Update : Tue Nov 10 02:32:24 2015
 Response via : Initial Calibration





#3
 1,4-Dioxane
 Concen: 0.14 ng/ul
 RT: 3.24 min Scan# 11
 Delta R.T. -0.02 min
 Lab File: BM003080.D
 Acq: 10 Nov 2015 17:02

Instrument :
 BNA_M
ClientSampled :
 YA279

Tgt Ion: 88 Resp: 1039

Ion	Ratio	Lower	Upper
88	100		
58	51.5	54.8	82.2#
43	41.6	22.6	33.8#

