

Data Path : \\74.0.250.170\SVOASRV\HPCHEM1\BNA M\DATA\BM111017\  
 Data File : BM012925.D  
 Acq On : 12 Nov 2017 04:51  
 Operator : SJ/JU  
 Sample : I6317-15  
 Misc :  
 ALS Vial : 32 Sample Multiplier: 1

**Instrument :**  
 BNA\_M  
**ClientSampleId :**  
 DAHJ9

**Manual Integrations**  
**APPROVED**  
 SOHIL  
 11/13/2017 4:50:07 PM

Quant Time: Nov 13 03:54:00 2017  
 Quant Method : Z:\HPCHEM1\BNA M\METHODS\SOM-EPA-BM111017MA.M  
 Quant Title : SVOA CALIBRATION  
 QLast Update : Mon Nov 13 02:06:47 2017  
 Response via : Initial Calibration

Internal Standards	R.T.	QIon	Response	Conc	Units	Dev(Min)
1) 1,4-Dichlorobenzene-d4	7.79	152	87267	20.00	ng/ul	0.00
2) Naphthalene-d8	10.57	136	333752	20.00	ng/ul	0.00
6) Acenaphthene-d10	14.42	164	196867	20.00	ng/ul	0.00
12) Phenanthrene-d10	17.17	188	464269m	20.00	ng/ul	0.00
17) Chrysene-d12	21.36	240	553156m	20.00	ng/ul	0.00
22) Perylene-d12	23.63	264	622178	20.00	ng/ul	0.00
System Monitoring Compounds						
7) Acenaphthylene-d8	14.12	160	361819	17.67	ng/ul	0.00
10) Fluorene-d10	15.42	176	262057	18.71	ng/ul	0.00
14) Anthracene-d10	17.27	188	408897	18.22	ng/ul	0.00
18) Pyrene-d10	19.56	212	449386	18.16	ng/ul	0.00
25) Benzo(a)pyrene-d12	23.49	264	536128	18.25	ng/ul	0.01
Target Compounds						
13) Phenanthrene	17.22	178	37422m	1.459	ng/ul	
16) Fluoranthene	19.23	202	110950m	3.517	ng/ul	
19) Pyrene	19.60	202	97109m	3.058	ng/ul	
20) Benzo(a)anthracene	21.34	228	75194	2.209	ng/ul	98
21) Chrysene	21.39	228	84557m	2.780	ng/ul	
23) Benzo(b)fluoranthene	22.95	252	136465	3.688	ng/ul	96
26) Benzo(a)pyrene	23.53	252	81428	2.269	ng/ul	94
27) Indeno(1,2,3-cd)pyrene	25.94	276	69496	1.502	ng/ul	97
29) Benzo(g,h,i)perylene	26.65	276	57315	1.483	ng/ul	94

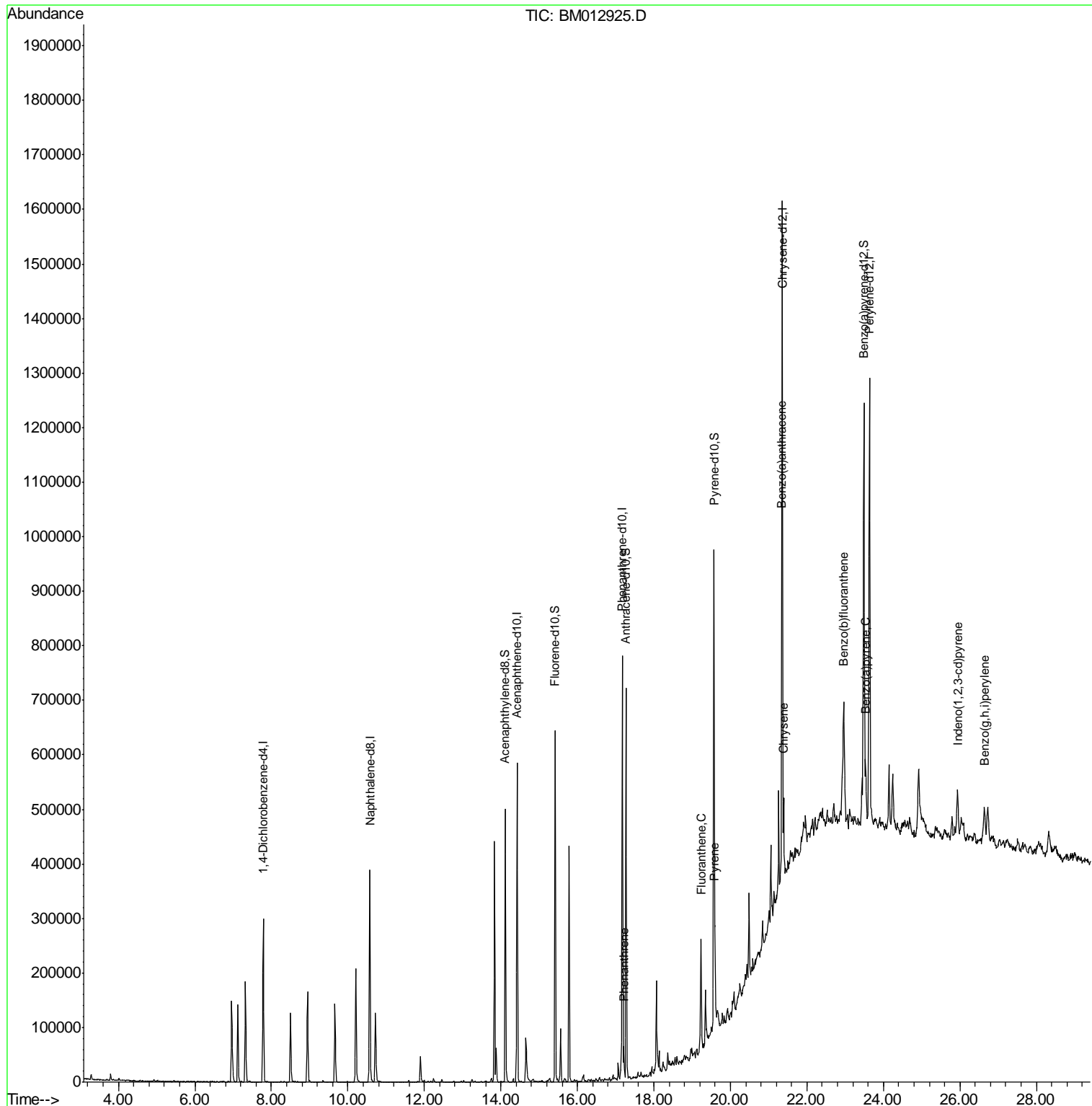
(#) = qualifier out of range (m) = manual integration (+) = signals summed

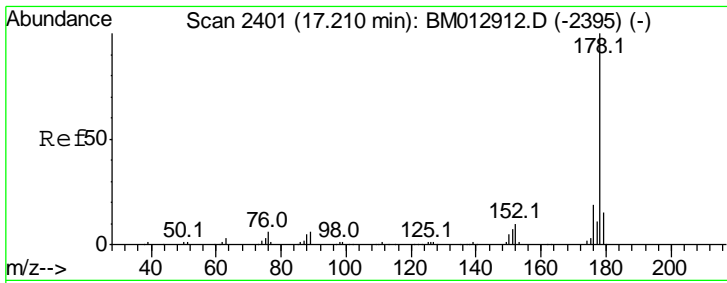
Data Path : \\74.0.250.170\SVOASRV\HPCHEM1\BNA M\DATA\BM111017\  
 Data File : BM012925.D  
 Acq On : 12 Nov 2017 04:51  
 Operator : SJ/JU  
 Sample : I6317-15  
 Misc :  
 ALS Vial : 32 Sample Multiplier: 1

Instrument :  
 BNA\_M  
 Client Sampled :  
 DAHJ9

Manual Integrations  
 APPROVED  
 SOHIL  
 11/13/2017 4:50:07 PM

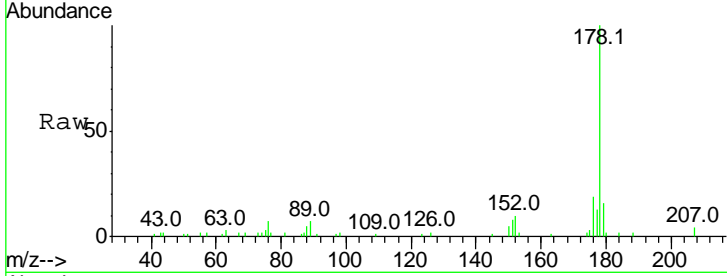
Quant Time: Nov 13 03:54:00 2017  
 Quant Method : Z:\HPCHEM1\BNA M\METHODS\SOM-EPA-BM111017MA.M  
 Quant Title : SVOA CALIBRATION  
 QLast Update : Mon Nov 13 02:06:47 2017  
 Response via : Initial Calibration





#13  
 Phenanthrene  
 Concen: 1.459 ng/ul m  
 RT: 17.22 min Scan# 2402  
 Delta R.T. 0.01 min  
 Lab File: BM012925.D  
 Acq: 12 Nov 2017 04:51

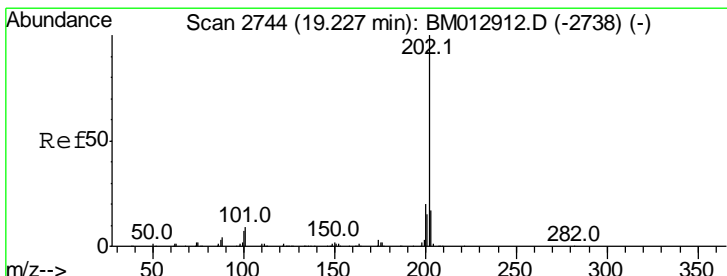
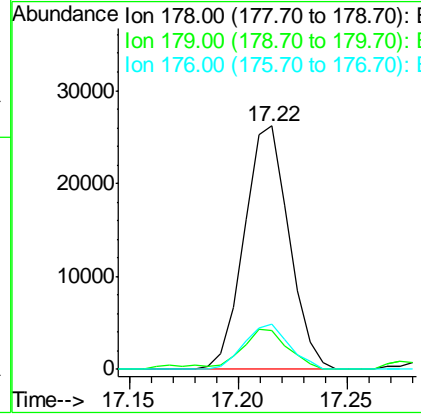
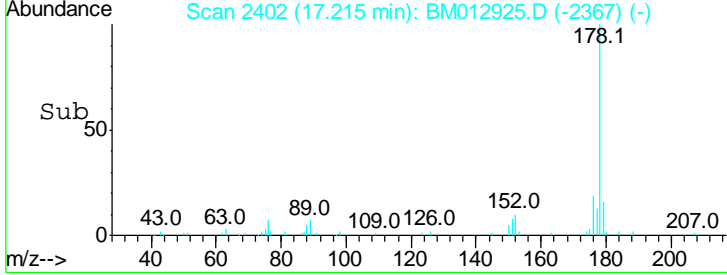
Instrument :  
 BNA\_M  
 ClientSampled :  
 DAHJ9



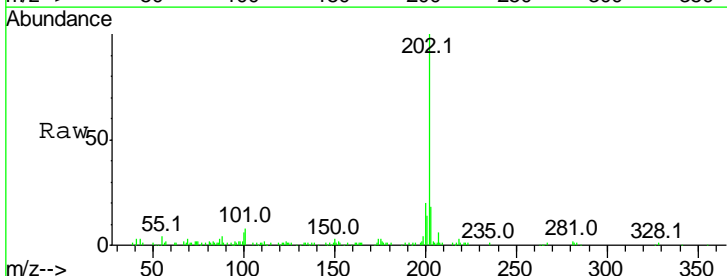
Tgt Ion: 178 Resp: 37422

Ion	Ratio	Lower	Upper
178	100		
179	16.0	12.3	18.5
176	18.7	15.1	22.7

Manual Integrations  
 APPROVED  
 SOHIL  
 11/13/2017 4:50:07 PM

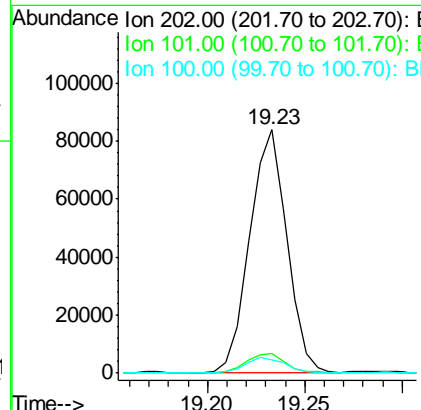
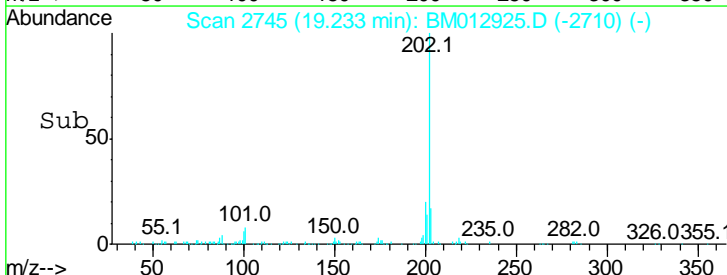


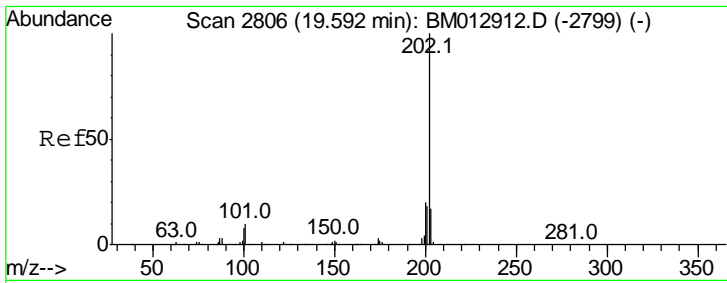
#16  
 Fluoranthene  
 Concen: 3.517 ng/ul m  
 RT: 19.23 min Scan# 2745  
 Delta R.T. 0.01 min  
 Lab File: BM012925.D  
 Acq: 12 Nov 2017 04:51



Tgt Ion: 202 Resp: 110950

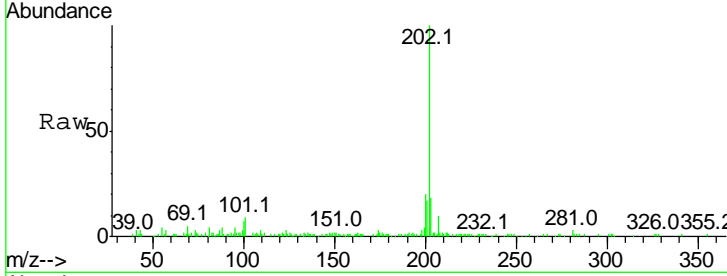
Ion	Ratio	Lower	Upper
202	100		
101	8.3	9.9	14.9#
100	5.5	7.4	11.0#





#19  
 Pyrene  
 Concen: 3.058 ng/ul m  
 RT: 19.60 min Scan# 2807  
 Delta R.T. 0.01 min  
 Lab File: BM012925.D  
 Acq: 12 Nov 2017 04:51

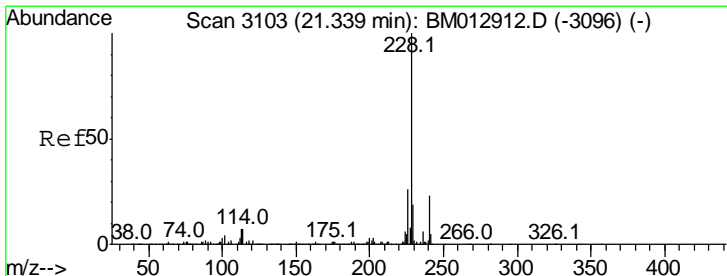
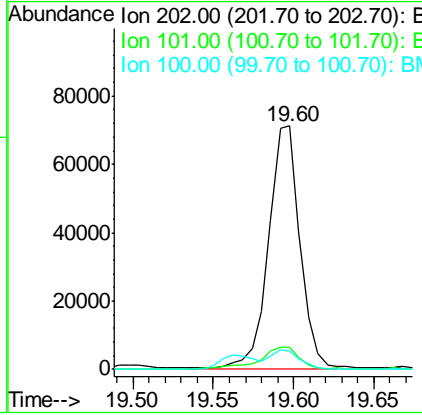
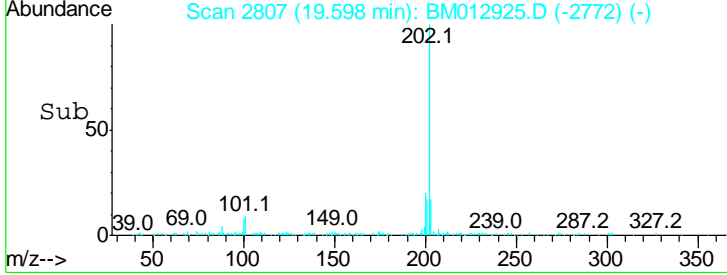
**Instrument :**  
 BNA\_M  
**ClientSampled :**  
 DAHJ9



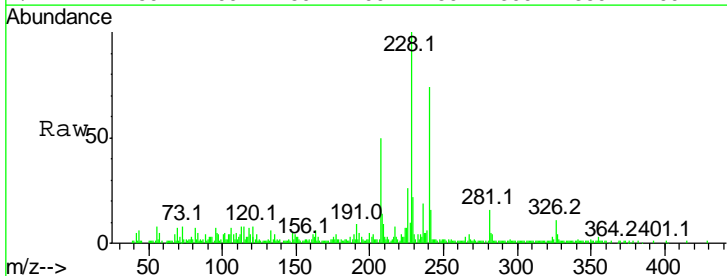
Tgt Ion	Ratio	Lower	Upper
202	100		
101	8.9	11.0	16.4#
100	7.5	8.1	12.1#

**Manual Integrations**  
**APPROVED**

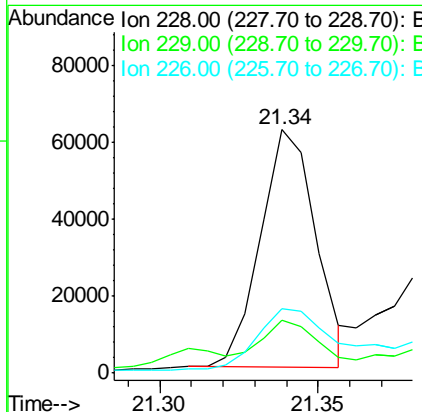
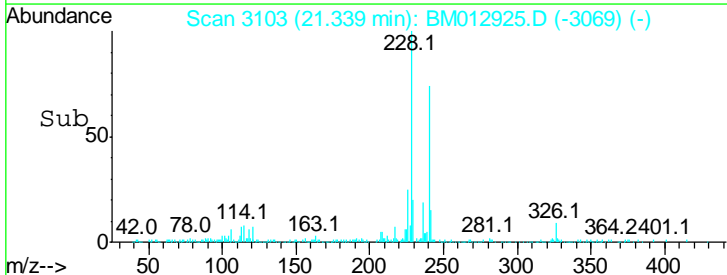
SOHIL  
 11/13/2017 4:50:07 PM

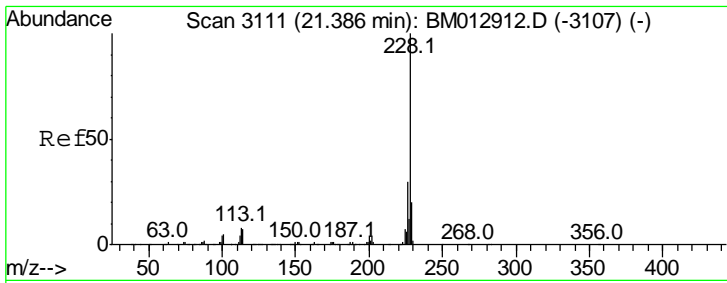


#20  
 Benzo(a)anthracene  
 Concen: 2.209 ng/ul  
 RT: 21.34 min Scan# 3103  
 Delta R.T. -0.00 min  
 Lab File: BM012925.D  
 Acq: 12 Nov 2017 04:51



Tgt Ion	Ratio	Lower	Upper
228	100		
229	21.9	15.7	23.5
226	26.2	21.1	31.7





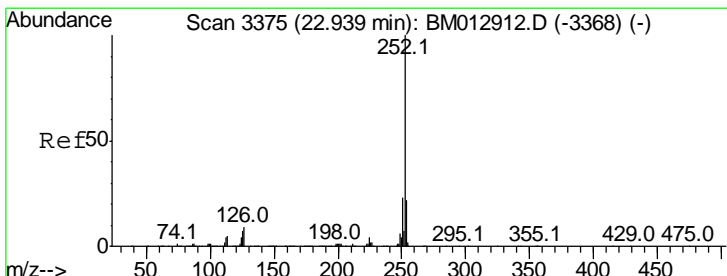
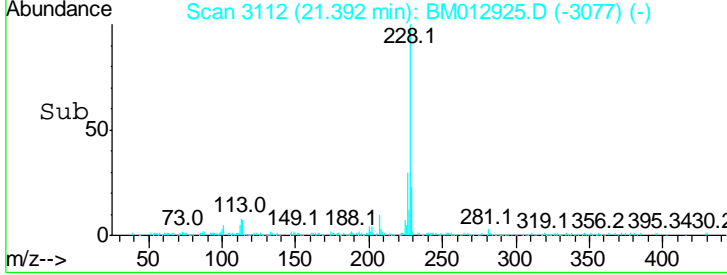
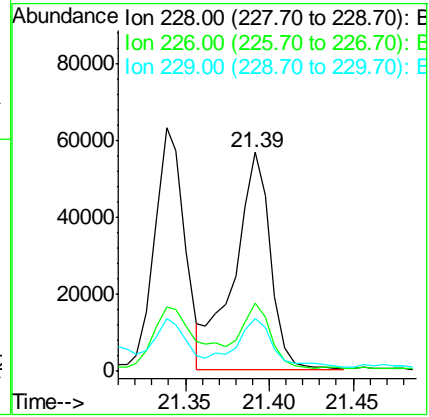
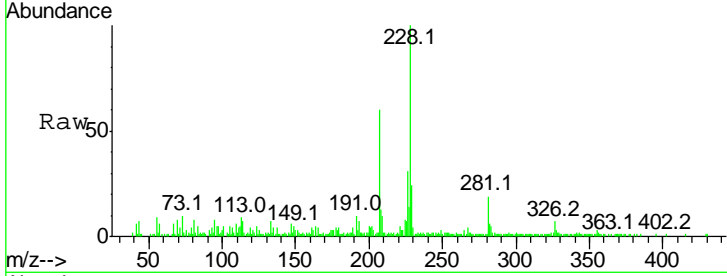
#21  
 Chrysene  
 Concen: 2.780 ng/ul m  
 RT: 21.39 min Scan# 3112  
 Delta R.T. 0.01 min  
 Lab File: BM012925.D  
 Acq: 12 Nov 2017 04:51

**Instrument :**  
 BNA\_M  
**ClientSampled :**  
 DAHJ9

Tgt Ion	Resp	Lower	Upper
228	100		
226	31.1	24.5	36.7
229	24.2	15.8	23.8

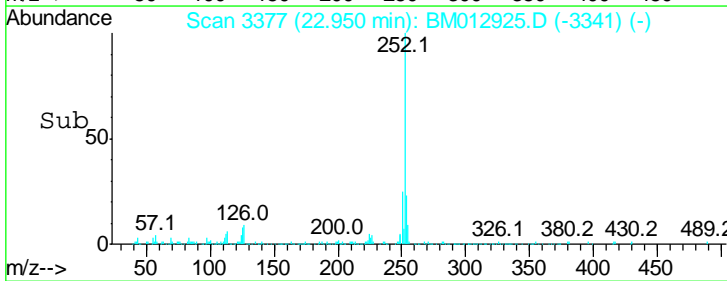
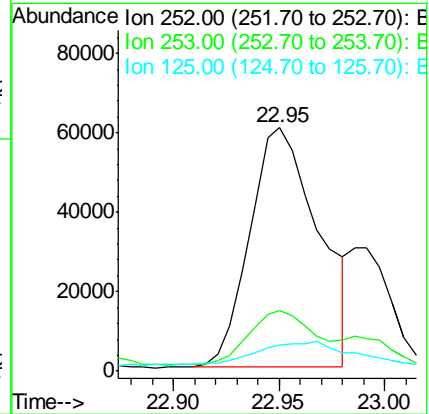
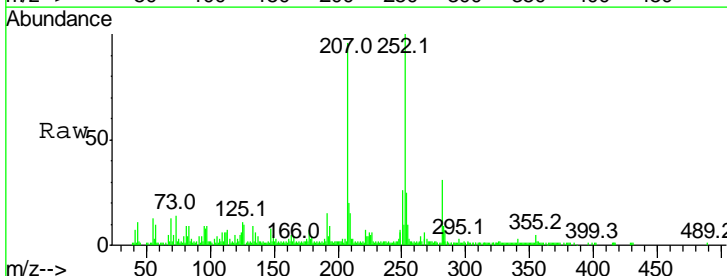
**Manual Integrations**  
**APPROVED**

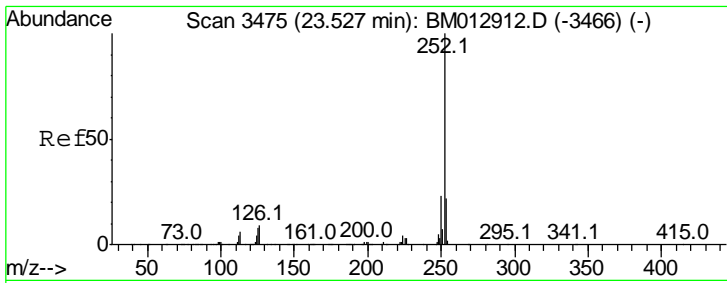
SOHIL  
 11/13/2017 4:50:07 PM



#23  
 Benzo(b)fluoranthene  
 Concen: 3.688 ng/ul  
 RT: 22.95 min Scan# 3377  
 Delta R.T. 0.01 min  
 Lab File: BM012925.D  
 Acq: 12 Nov 2017 04:51

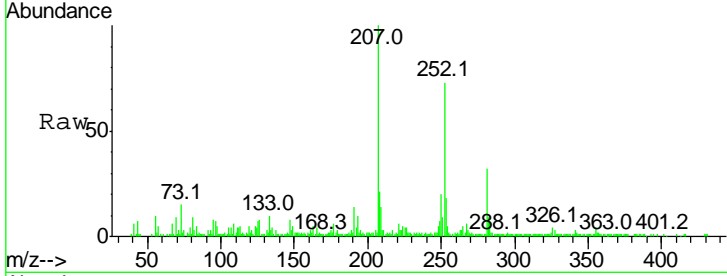
Tgt Ion	Resp	Lower	Upper
252	100		
253	25.1	18.0	27.0
125	10.5	8.0	12.0





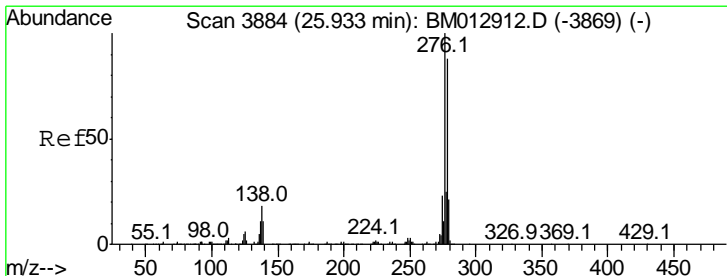
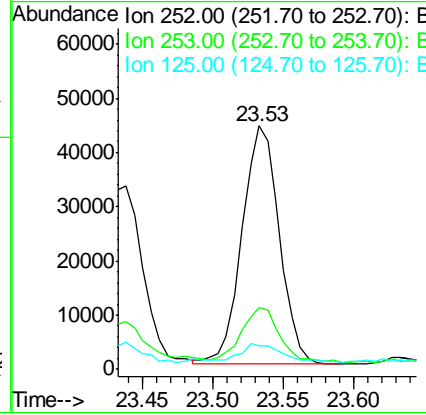
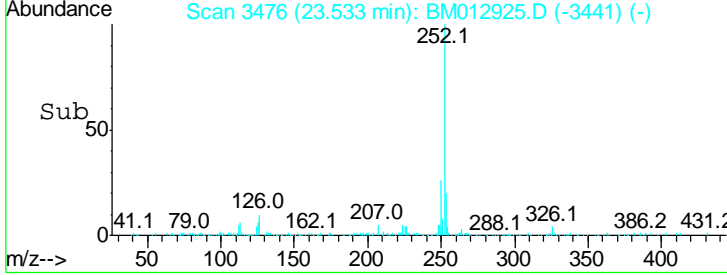
#26  
 Benzo(a)pyrene  
 Concen: 2.269 ng/ul  
 RT: 23.53 min Scan# 3476  
 Delta R.T. 0.01 min  
 Lab File: BM012925.D  
 Acq: 12 Nov 2017 04:51

**Instrument :**  
 BNA\_M  
**ClientSampled :**  
 DAHJ9



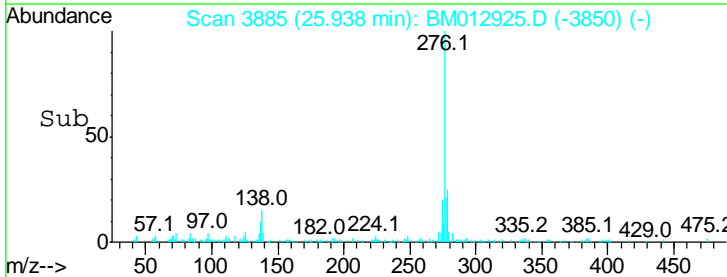
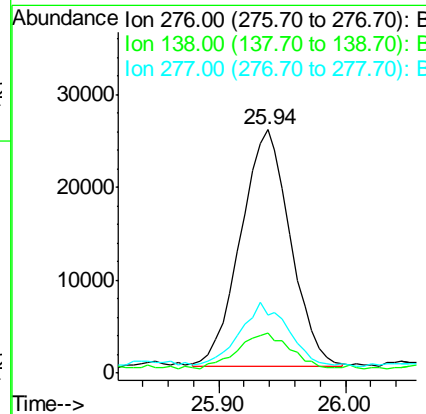
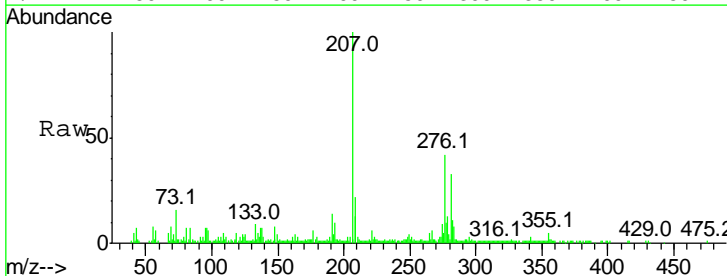
Tgt Ion	Resp	Lower	Upper
252	100		
253	25.5	17.2	25.8
125	9.6	8.2	12.4

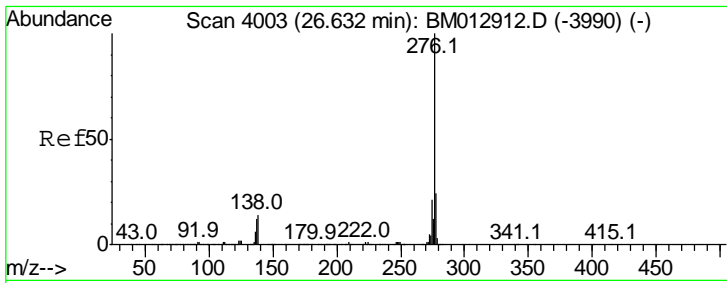
**Manual Integrations**  
**APPROVED**  
 SOHIL  
 11/13/2017 4:50:07 PM



#27  
 Indeno(1,2,3-cd)pyrene  
 Concen: 1.502 ng/ul  
 RT: 25.94 min Scan# 3885  
 Delta R.T. 0.01 min  
 Lab File: BM012925.D  
 Acq: 12 Nov 2017 04:51

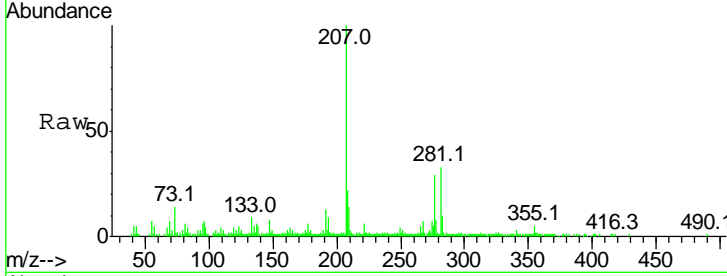
Tgt Ion	Resp	Lower	Upper
276	100		
138	16.3	14.4	21.6
277	23.6	18.0	27.0





#29  
 Benzo(a,h,i)perylene  
 Concen: 1.483 ng/ul  
 RT: 26.65 min Scan# 4006  
 Delta R.T. 0.02 min  
 Lab File: BM012925.D  
 Acq: 12 Nov 2017 04:51

Instrument :  
 BNA\_M  
 ClientSampled :  
 DAHJ9



Tot Ion: 276 Resp: 57315

Ion	Ratio	Lower	Upper
276	100		
138	17.4	15.3	22.9
277	27.3	19.0	28.4

Manual Integrations  
 APPROVED  
 SOHIL  
 11/13/2017 4:50:07 PM

