

Data Path : Z:\HPCHEM1\BNA_M\DATA\BM111815\
 Data File : BM003176.D
 Acq On : 19 Nov 2015 00:48
 Operator : UM/IZ
 Sample : G4323-03
 Misc :
 ALS Vial : 11 Sample Multiplier: 1

Instrument :
 BNA_M
 ClientSampleId :
 A4HT4

Quant Time: Nov 19 03:23:00 2015
 Quant Method : Z:\HPCHEM1\BNA_M\METHODS\SOM02.2-EPA-SIM-BM111815.M
 Quant Title : ASP BNA STANDARDS FOR 5 POINT CALIBRATION
 QLast Update : Thu Nov 19 03:20:59 2015
 Response via : Initial Calibration

Internal Standards	R.T.	QIon	Response	Conc	Units	Dev(Min)
1) 1,4-Dichlorobenzene-d4	7.74	152	28827	0.40	ng/ul	0.00
4) Naphthalene-d8	10.53	136	115494	0.40	ng/ul	0.00
8) Acenaphthene-d10	14.38	164	69050	0.40	ng/ul	0.00
12) Phenanthrene-d10	17.23	188	5875796	0.40	ng/ul	0.10
18) Chrysene-d12	21.32	240	217520	0.40	ng/ul	0.00
22) Perylene-d12	23.58	264	212445	0.40	ng/ul	0.00

System Monitoring Compounds	R.T.	QIon	Response	Conc	Units	Dev(Min)
2) 1,4-Dioxane-d8	3.20	96	119598	3.88	ng/uL	0.00
6) 2-Methylnaphthalene-d10	12.12	152	34854	0.22	ng/ul	0.00
16) Fluoranthene-d10	19.17	212	67514	0.00	ng/ul	0.00

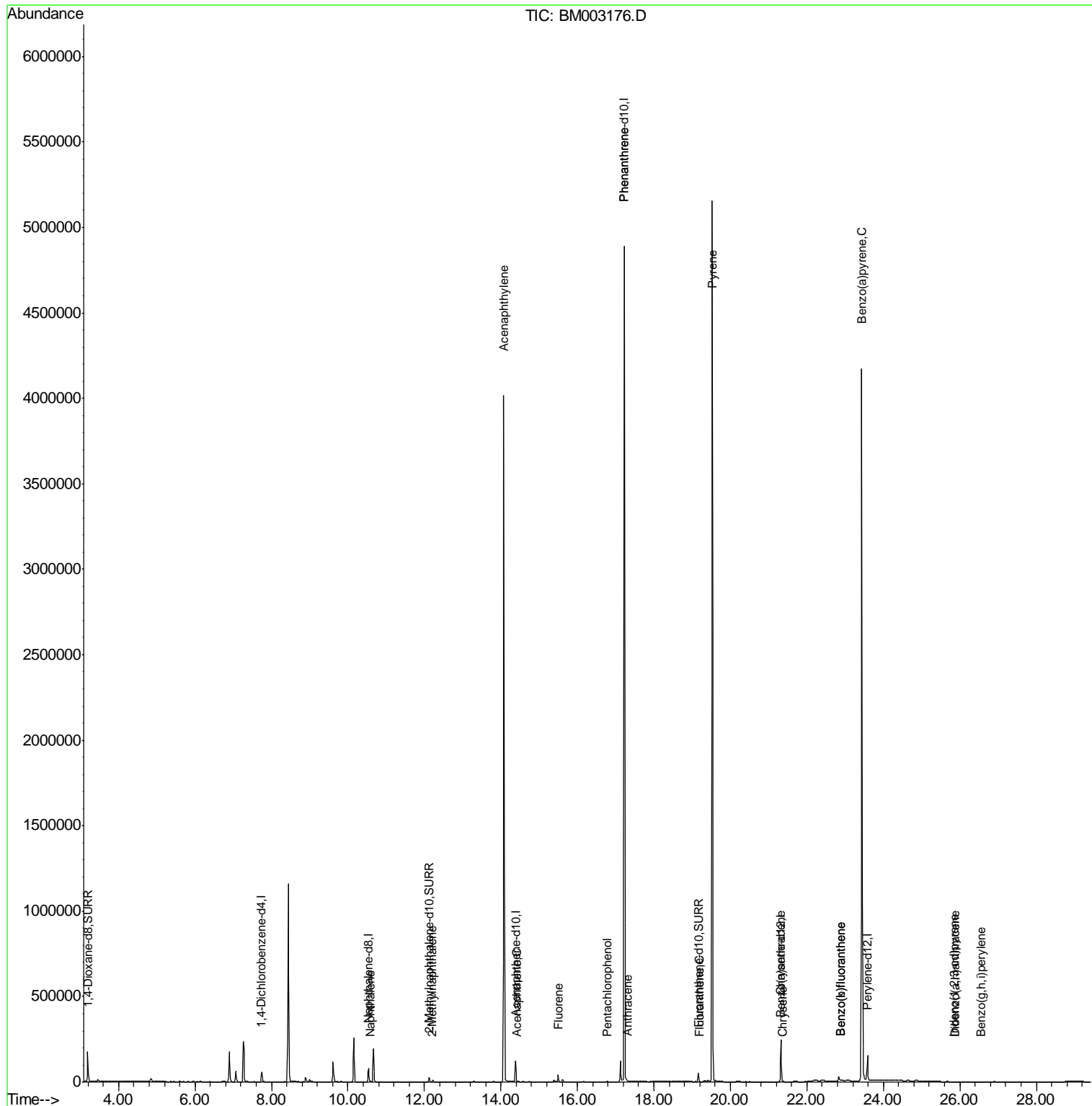
Target Compounds	R.T.	QIon	Response	Conc	Units	Qvalue
5) Naphthalene	10.58	128	6160	0.02	ng/ul#	91
7) 2-Methylnaphthalene	12.19	142	839	0.00	ng/ul#	100
9) Acenaphthylene	14.07	152	659	0.00	ng/ul#	1
10) Acenaphthene	14.41	153	501	0.00	ng/ul#	1
11) Fluorene	15.49	166	583	0.00	ng/ul#	1
13) Pentachlorophenol	16.78	266	2807	0.00	ng/ul#	16
14) Phenanthrene	17.23	178	2691	0.00	ng/ul#	1
15) Anthracene	17.31	178	219	0.00	ng/ul#	1
17) Fluoranthene	19.19	202	3329	0.00	ng/ul	61
19) Pyrene	19.53	202	12658	0.02	ng/ul#	1
20) Benzo(a)anthracene	21.31	228	2067	0.00	ng/ul#	19
21) Chrysene	21.35	228	1603	0.00	ng/ul#	54
23) Benzo(b)fluoranthene	22.90	252	3011	0.00	ng/ul#	1
24) Benzo(k)fluoranthene	22.90	252	2954	0.00	ng/ul#	1
25) Benzo(a)pyrene	23.44	252	22218	0.03	ng/ul#	65
26) Indeno(1,2,3-cd)pyrene	25.85	276	1068	0.00	ng/ul#	100
27) Dibenzo(a,h)anthracene	25.87	278	776	0.00	ng/ul#	1
28) Benzo(g,h,i)perylene	26.55	276	875	0.00	ng/ul#	1

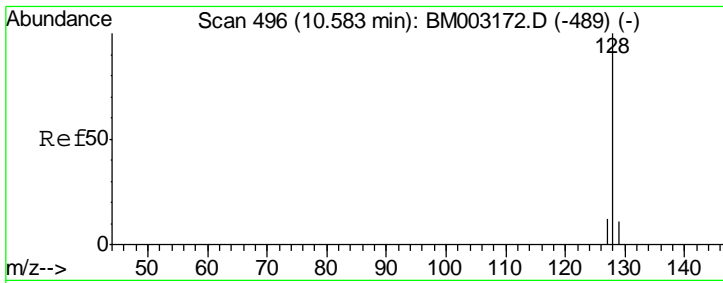
(#) = qualifier out of range (m) = manual integration (+) = signals summed

Data Path : Z:\HPCHEM1\BNA_M\DATA\BM111815\
 Data File : BM003176.D
 Acq On : 19 Nov 2015 00:48
 Operator : UM/IZ
 Sample : G4323-03
 Misc :
 ALS Vial : 11 Sample Multiplier: 1

Instrument :
 BNA_M
 ClientSampleId :
 A4HT4

Quant Time: Nov 19 03:23:00 2015
 Quant Method : Z:\HPCHEM1\BNA_M\METHODS\SOM02.2-EPA-SIM-BM111815.M
 Quant Title : ASP BNA STANDARDS FOR 5 POINT CALIBRATION
 QLast Update : Thu Nov 19 03:20:59 2015
 Response via : Initial Calibration



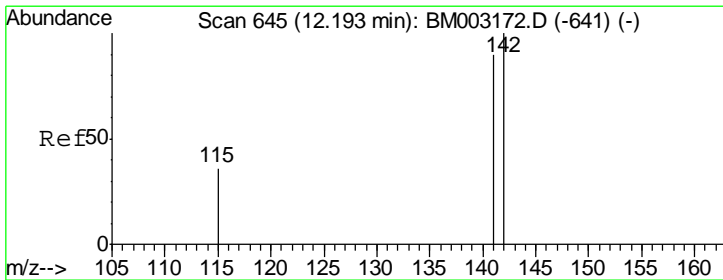
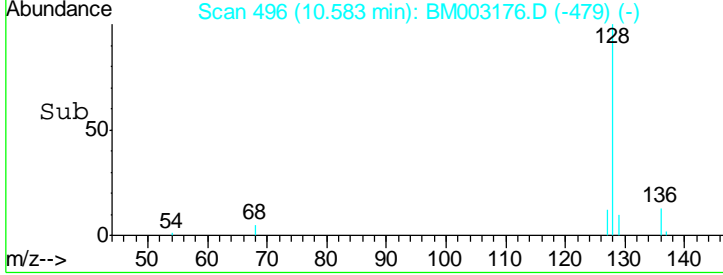
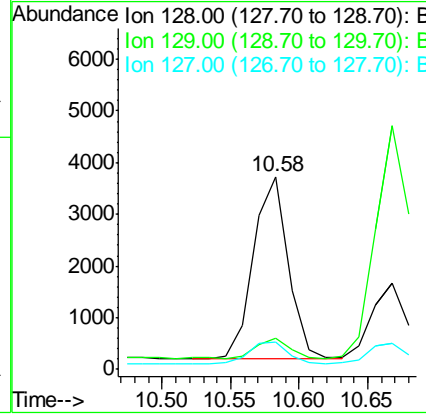
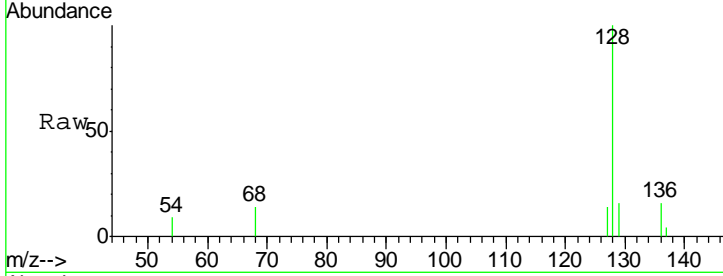


#5
 Naphthalene
 Concen: 0.02 ng/ul
 RT: 10.58 min Scan# 496
 Delta R.T. 0.00 min
 Lab File: BM003176.D
 Acq: 19 Nov 2015 00:48

Instrument :
 BNA_M
 ClientSampled :
 A4HT4

Tgt Ion:128 Resp: 6160

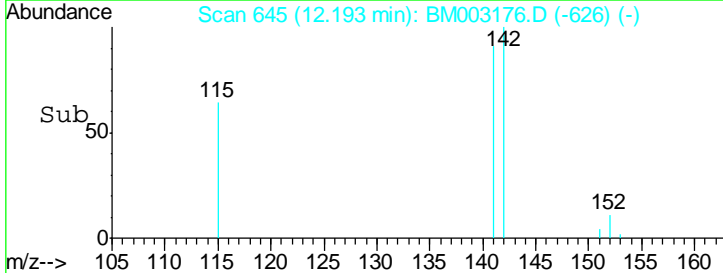
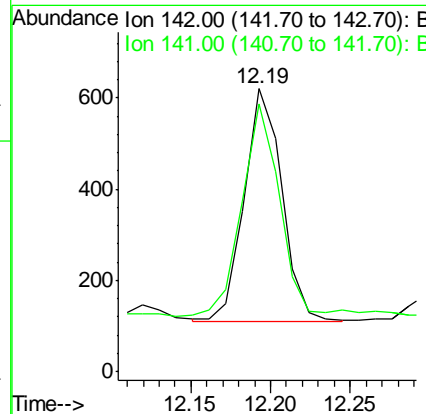
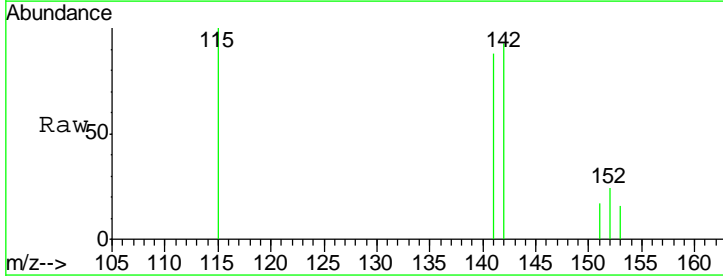
Ion	Ratio	Lower	Upper
128	100		
129	16.1	9.0	13.6#
127	14.3	9.6	14.4

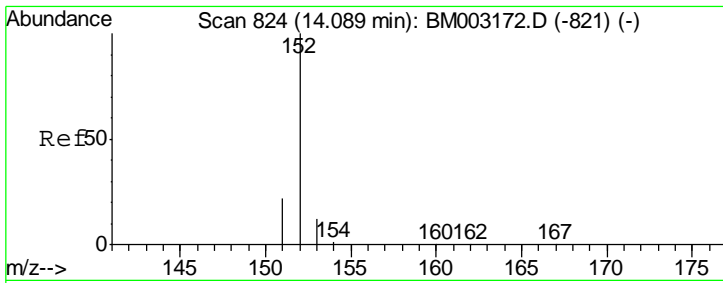


#7
 2-Methylnaphthalene
 Concen: 0.00 ng/ul
 RT: 12.19 min Scan# 645
 Delta R.T. 0.00 min
 Lab File: BM003176.D
 Acq: 19 Nov 2015 00:48

Tgt Ion:142 Resp: 839

Ion	Ratio	Lower	Upper
142	100		
141	97.0	0.0	0.0#

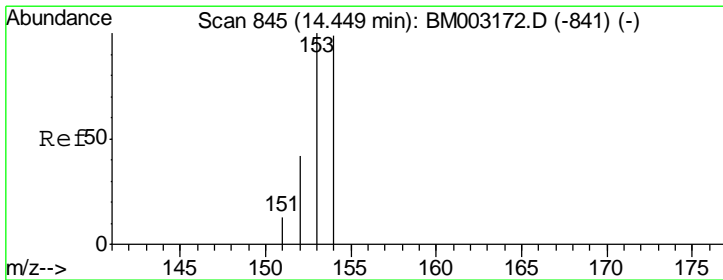
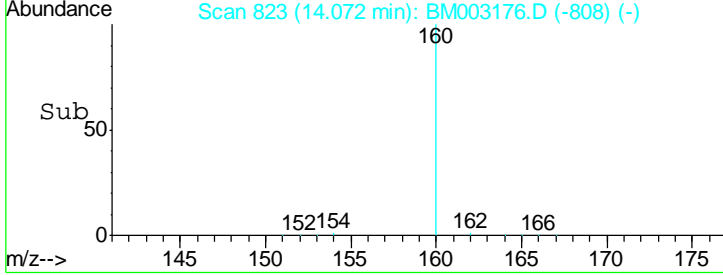
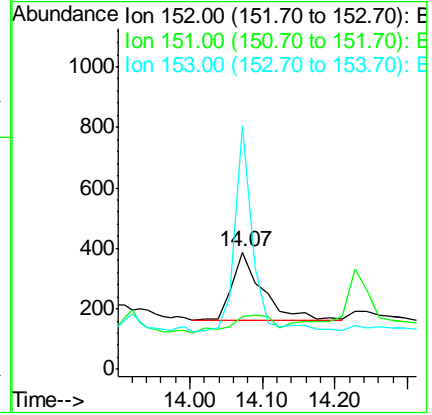
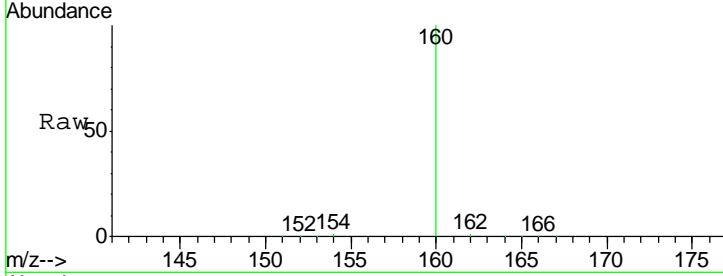




#9
 Acenaphthylene
 Concen: 0.00 ng/ul
 RT: 14.07 min Scan# 823
 Delta R.T. -0.02 min
 Lab File: BM003176.D
 Acq: 19 Nov 2015 00:48

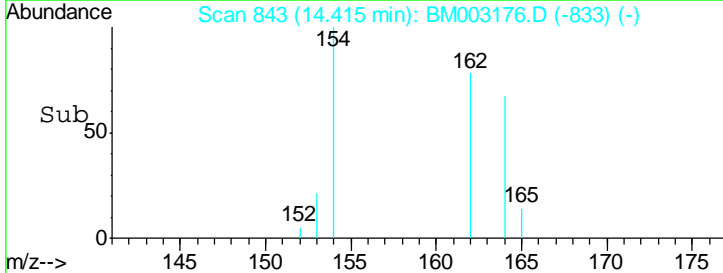
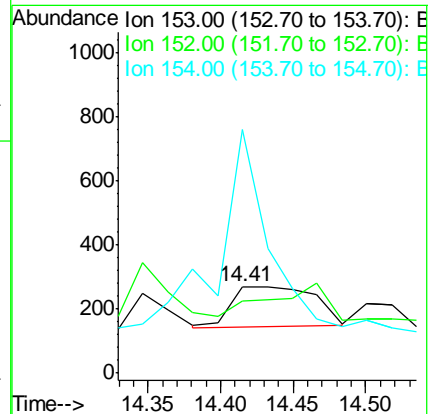
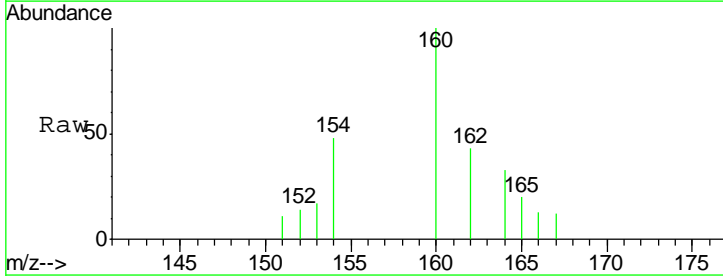
Instrument :
 BNA_M
 ClientSampled :
 A4HT4

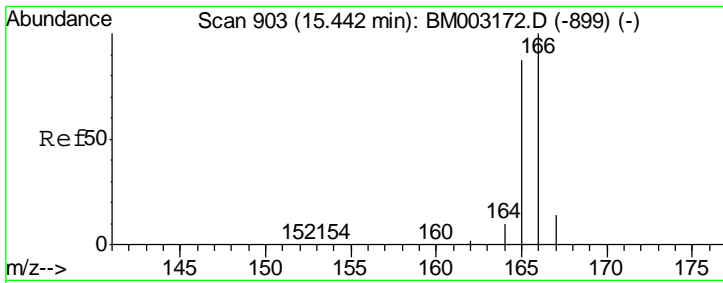
Tgt Ion	Resp	Lower	Upper
152	100		
151	45.6	17.6	26.4#
153	207.5	9.7	14.5#



#10
 Acenaphthene
 Concen: 0.00 ng/ul
 RT: 14.41 min Scan# 843
 Delta R.T. -0.03 min
 Lab File: BM003176.D
 Acq: 19 Nov 2015 00:48

Tgt Ion	Resp	Lower	Upper
153	100		
152	83.7	33.9	50.9#
154	281.9	80.6	121.0#

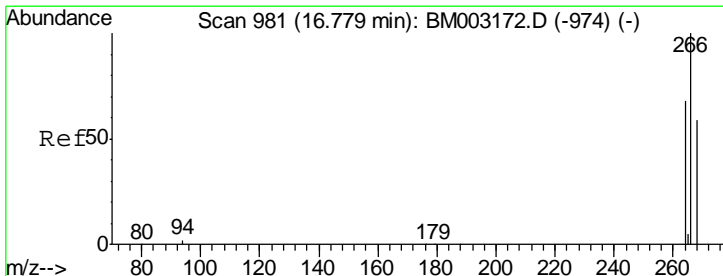
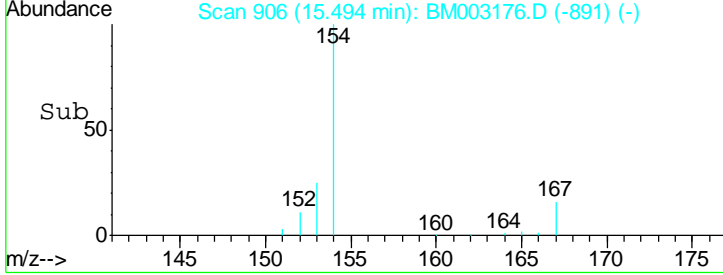
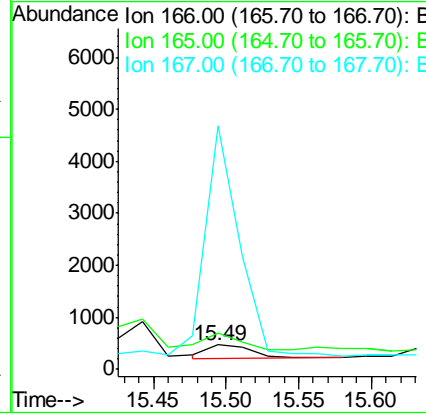
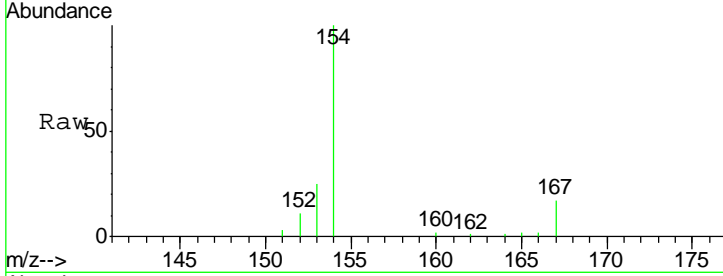




#11
 Fluorene
 Concen: 0.00 ng/ul
 RT: 15.49 min Scan# 906
 Delta R.T. 0.05 min
 Lab File: BM003176.D
 Acq: 19 Nov 2015 00:48

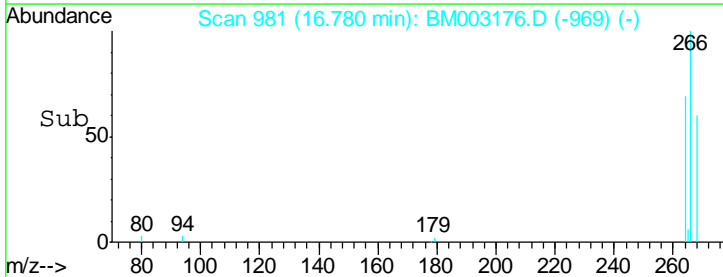
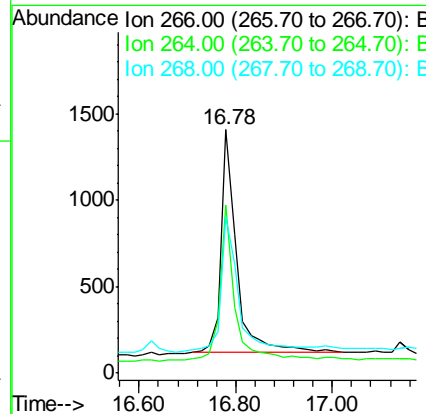
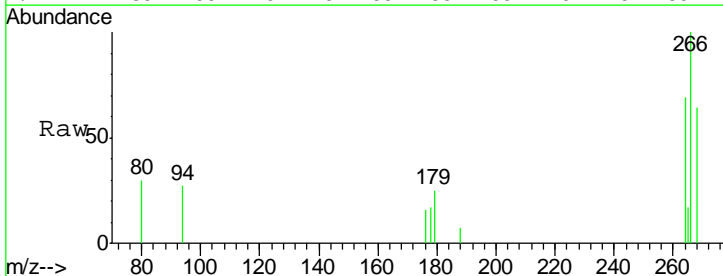
Instrument :
 BNA_M
 ClientSampled :
 A4HT4

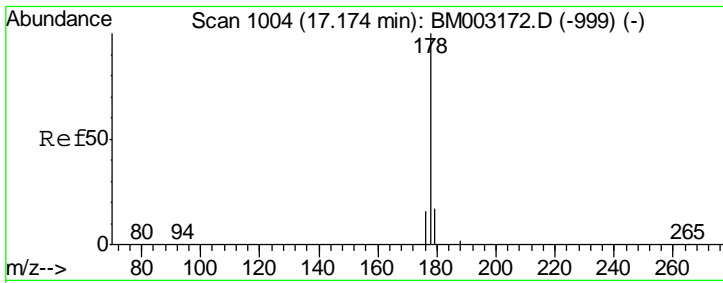
Tgt Ion	Resp	Lower	Upper
166	100		
165	145.9	69.6	104.4#
167	994.3	11.9	17.9#



#13
 Pentachlorophenol
 Concen: 0.00 ng/ul
 RT: 16.78 min Scan# 981
 Delta R.T. 0.00 min
 Lab File: BM003176.D
 Acq: 19 Nov 2015 00:48

Tgt Ion	Resp	Lower	Upper
266	100		
264	63.7	0.3	0.5#
268	67.0	0.0	0.0#

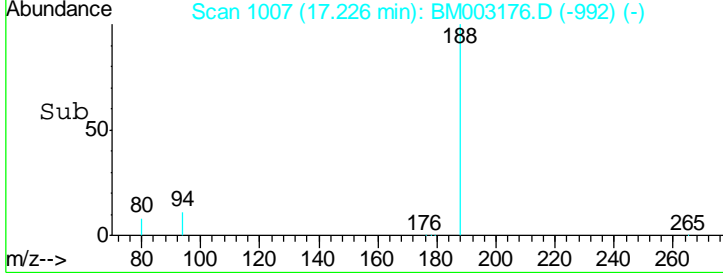
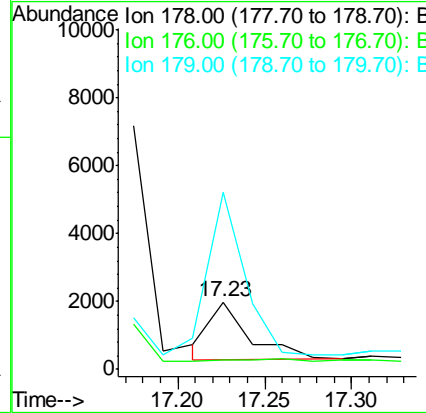
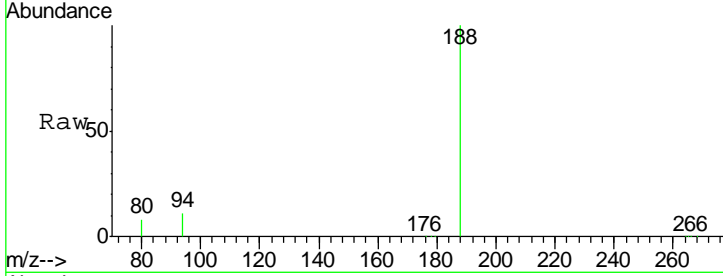




#14
 Phenanthrene
 Concen: 0.00 ng/ul
 RT: 17.23 min Scan# 1007
 Delta R.T. 0.05 min
 Lab File: BM003176.D
 Acq: 19 Nov 2015 00:48

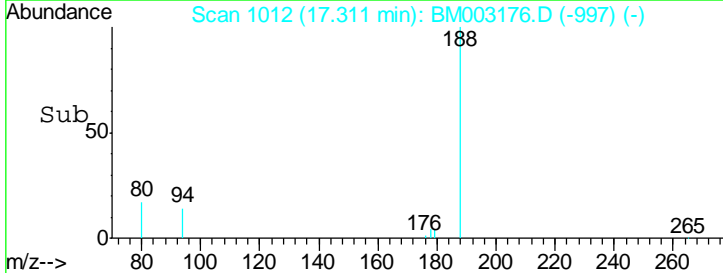
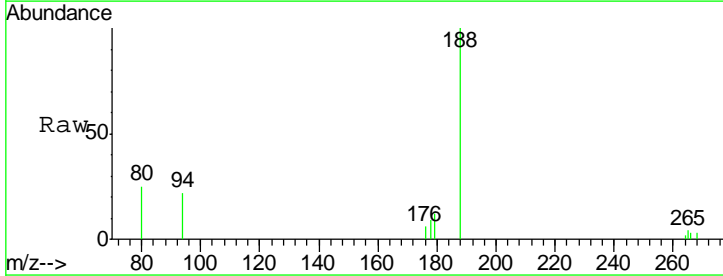
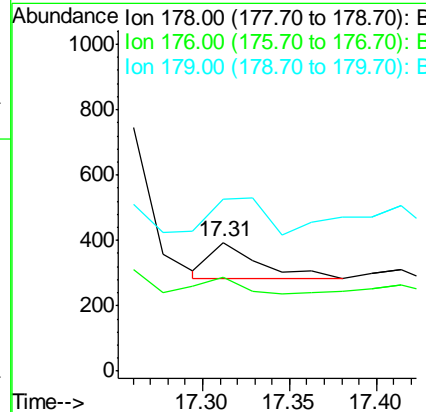
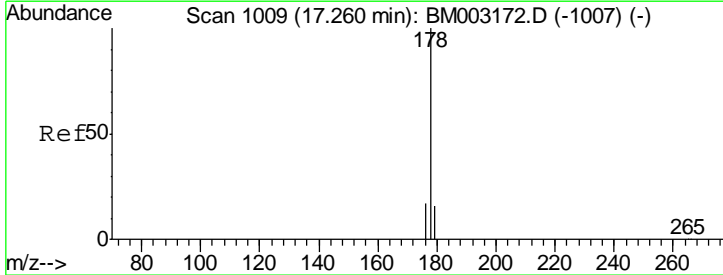
Instrument :
 BNA_M
 ClientSampled :
 A4HT4

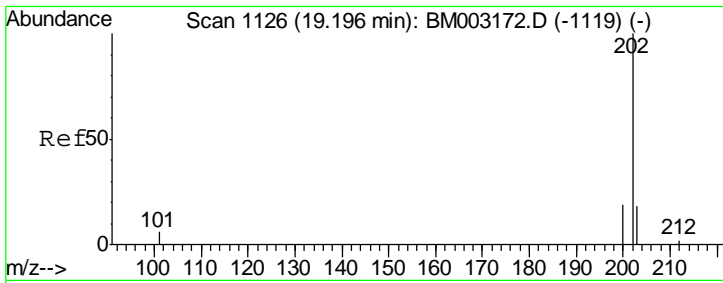
Tgt Ion	Resp	Lower	Upper
178	100		
176	13.0	13.0	19.4
179	261.3	14.2	21.2#



#15
 Anthracene
 Concen: 0.00 ng/ul
 RT: 17.31 min Scan# 1012
 Delta R.T. 0.05 min
 Lab File: BM003176.D
 Acq: 19 Nov 2015 00:48

Tgt Ion	Resp	Lower	Upper
178	100		
176	73.2	14.0	21.0#
179	133.7	12.9	19.3#

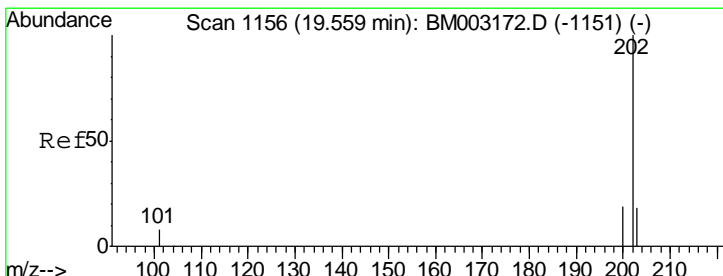
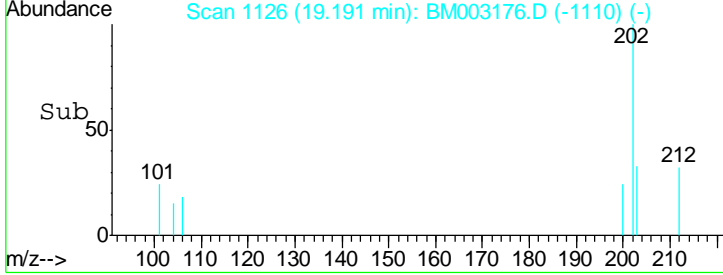
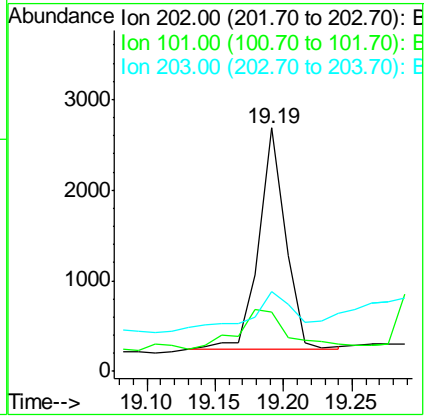
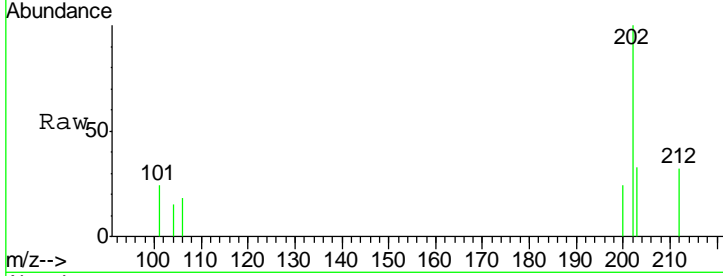




#17
 Fluoranthene
 Concen: 0.00 ng/ul
 RT: 19.19 min Scan# 1126
 Delta R.T. -0.00 min
 Lab File: BM003176.D
 Acq: 19 Nov 2015 00:48

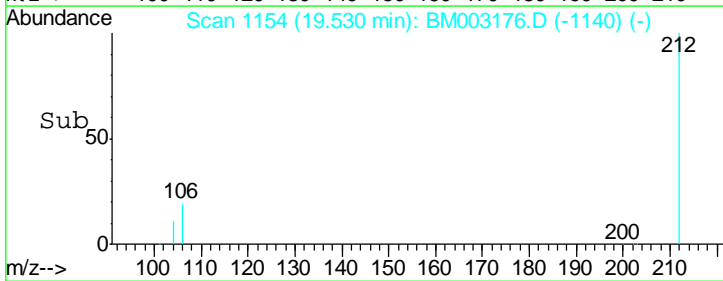
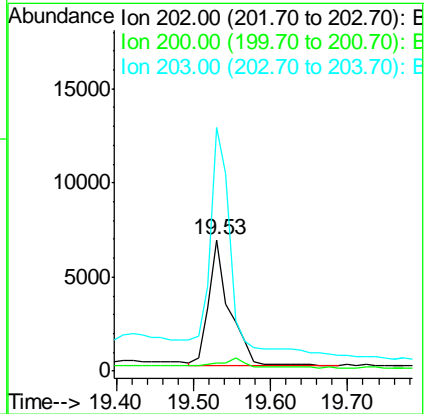

Instrument :
 BNA_M
 ClientSampled :
 A4HT4

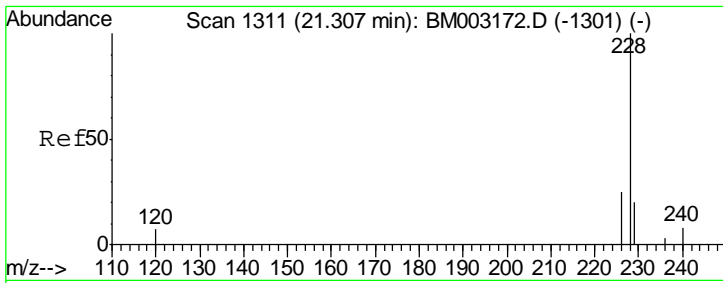
Tgt Ion	Resp	Lower	Upper
202	100		
101	24.4	0.0	29.6
203	32.9	0.0	36.3



#19
 Pyrene
 Concen: 0.02 ng/ul
 RT: 19.53 min Scan# 1154
 Delta R.T. -0.03 min
 Lab File: BM003176.D
 Acq: 19 Nov 2015 00:48

Tgt Ion	Resp	Lower	Upper
202	100		
200	6.3	17.8	26.8#
203	185.8	12.8	19.2#

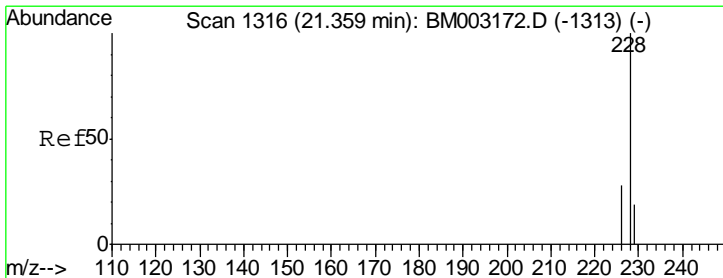
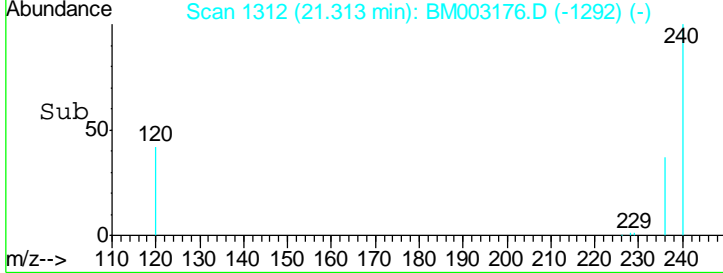
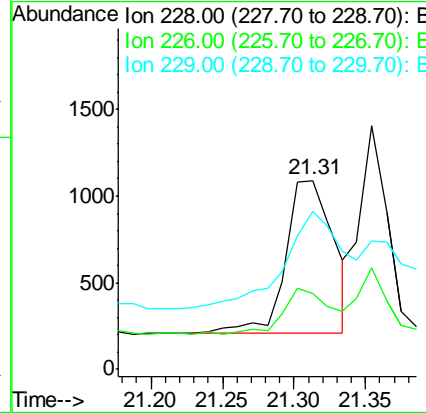
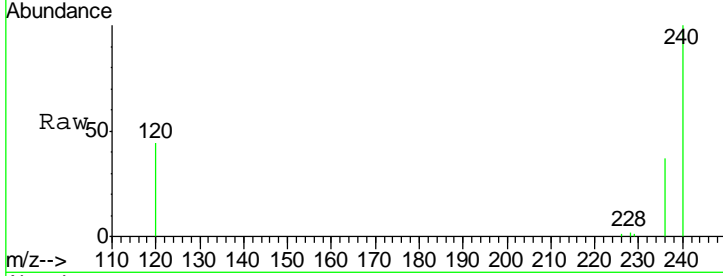




#20
 Benzo(a)anthracene
 Concen: 0.00 ng/ul
 RT: 21.31 min Scan# 1312
 Delta R.T. 0.01 min
 Lab File: BM003176.D
 Acq: 19 Nov 2015 00:48

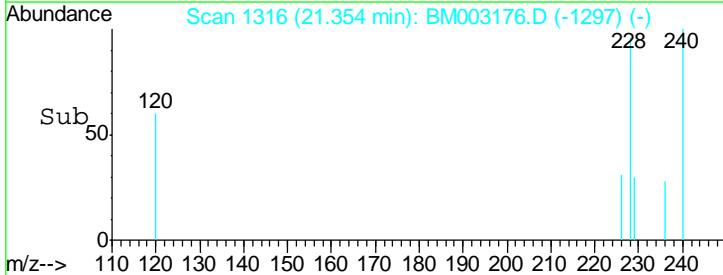
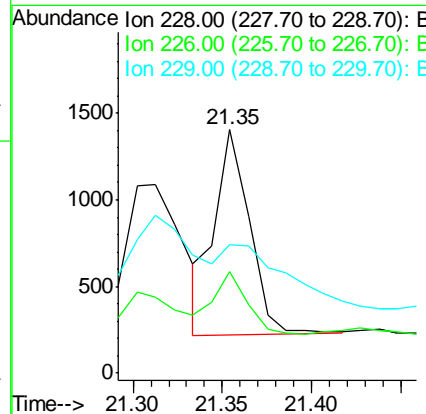
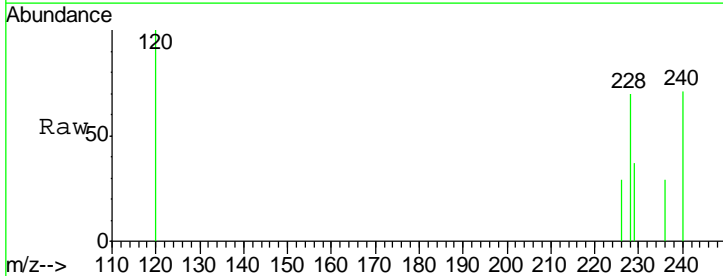
Instrument :
 BNA_M
 ClientSampled :
 A4HT4

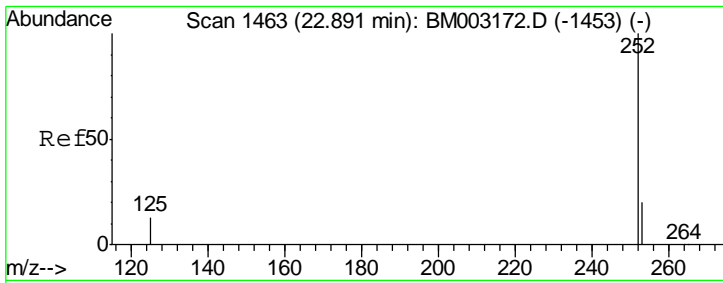
Tgt Ion	Resp	Lower	Upper
228	100		
226	40.0	18.8	28.2#
229	83.6	17.1	25.7#



#21
 Chrysene
 Concen: 0.00 ng/ul
 RT: 21.35 min Scan# 1316
 Delta R.T. -0.00 min
 Lab File: BM003176.D
 Acq: 19 Nov 2015 00:48

Tgt Ion	Resp	Lower	Upper
228	100		
226	41.7	21.2	31.8#
229	53.0	17.0	25.6#

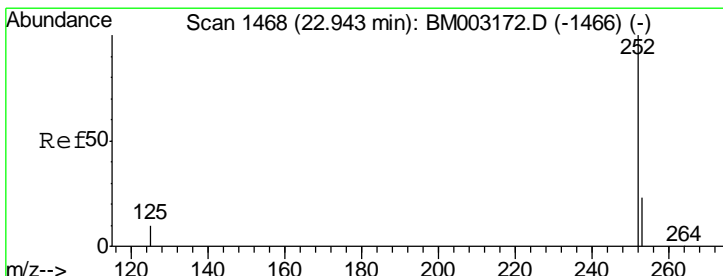
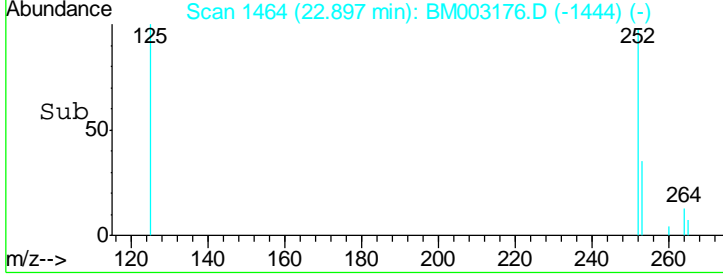
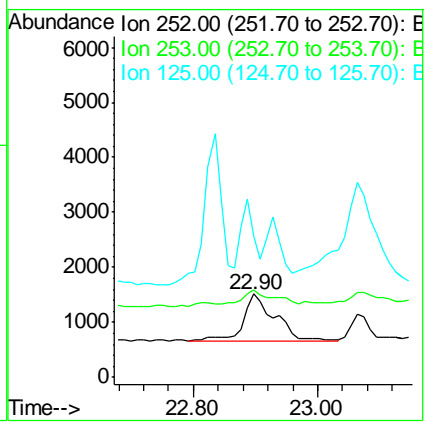
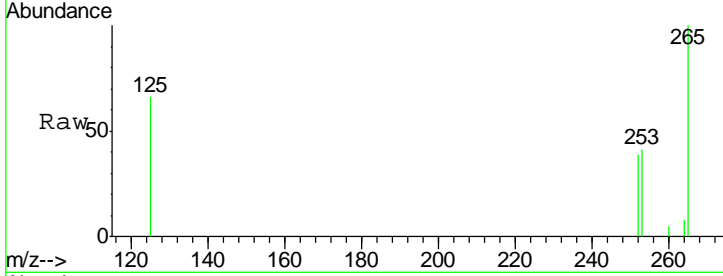




#23
 Benzo(b)fluoranthene
 Concen: 0.00 ng/ul
 RT: 22.90 min Scan# 1464
 Delta R.T. 0.01 min
 Lab File: BM003176.D
 Acq: 19 Nov 2015 00:48

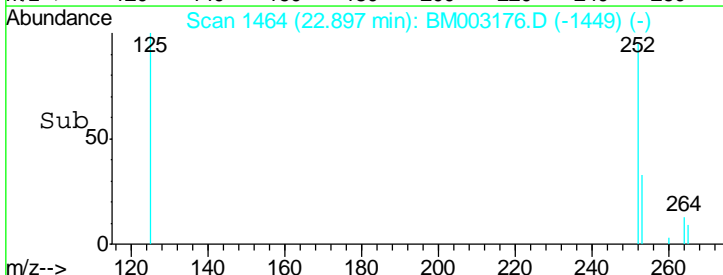
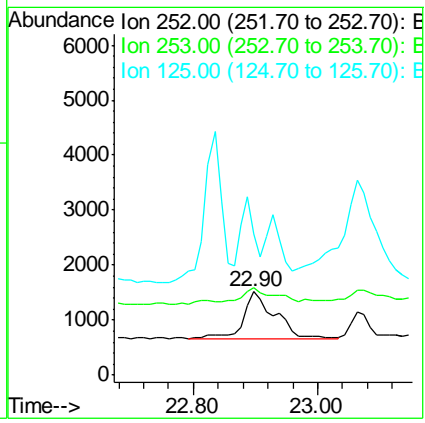
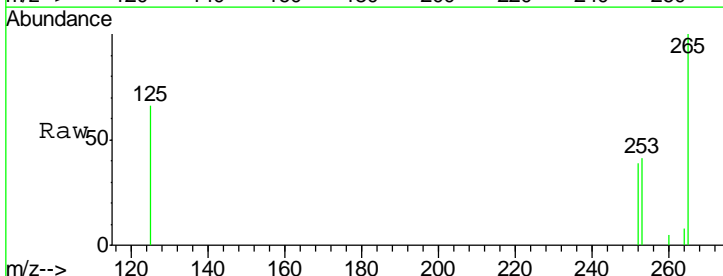
Instrument :
 BNA_M
 ClientSampled :
 A4HT4

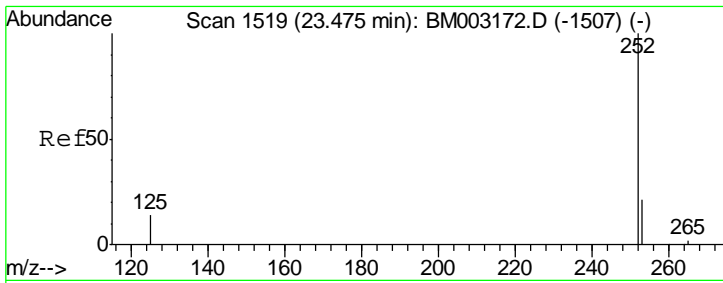
Tgt Ion	Resp	Lower	Upper
252	3011		
253	105.0	0.0	45.4#
125	169.9	0.0	28.8#



#24
 Benzo(k)fluoranthene
 Concen: 0.00 ng/ul
 RT: 22.90 min Scan# 1464
 Delta R.T. -0.05 min
 Lab File: BM003176.D
 Acq: 19 Nov 2015 00:48

Tgt Ion	Resp	Lower	Upper
252	2954		
253	105.0	19.8	29.8#
125	169.9	10.4	15.6#

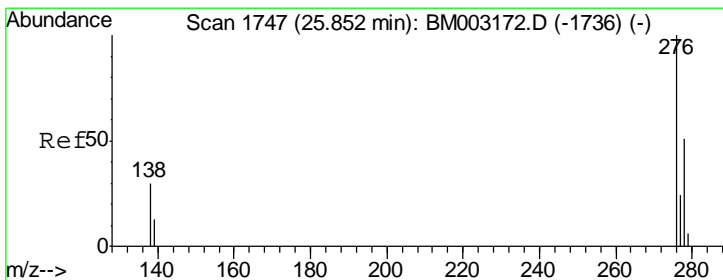
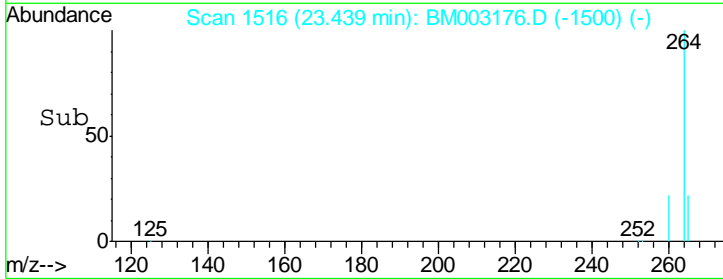
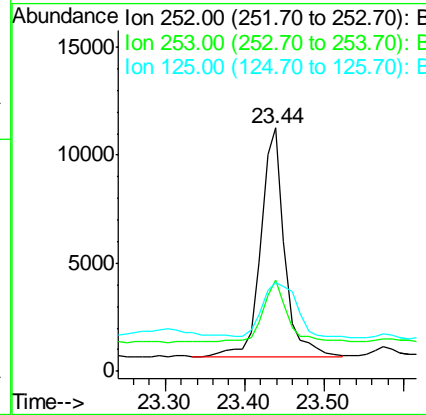
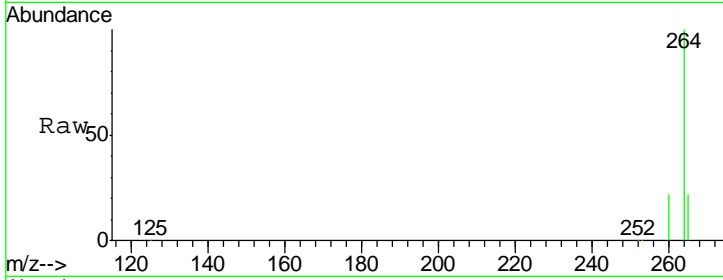




#25
 Benzo(a)pyrene
 Concen: 0.03 ng/ul
 RT: 23.44 min Scan# 1516
 Delta R.T. -0.04 min
 Lab File: BM003176.D
 Acq: 19 Nov 2015 00:48

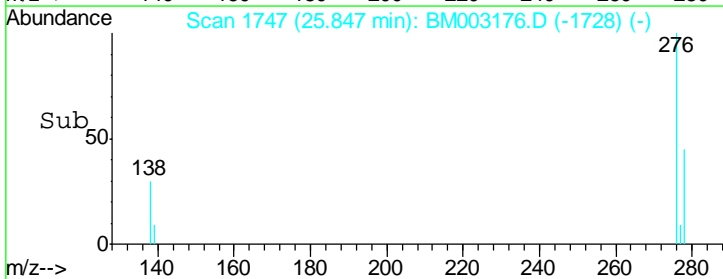
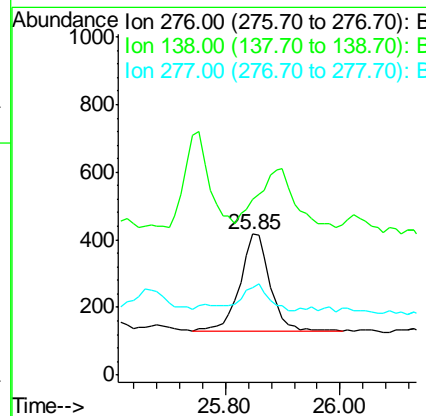
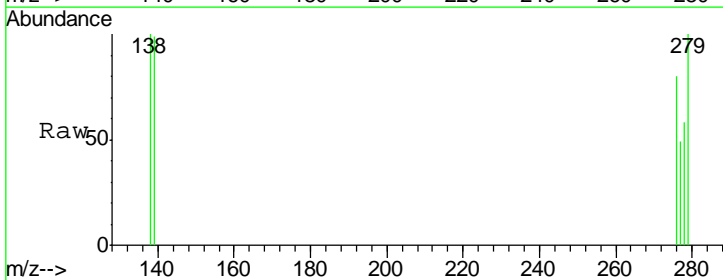
Instrument :
 BNA_M
 ClientSampled :
 A4HT4

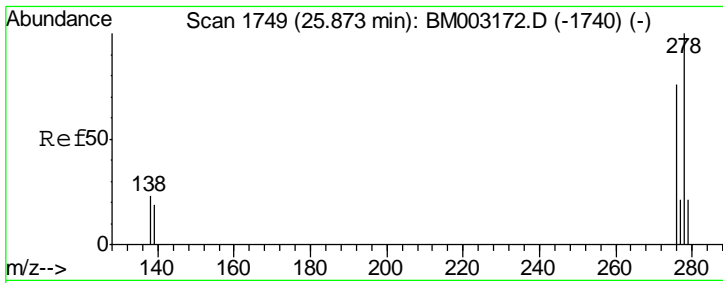
Tgt Ion	Resp	Lower	Upper
252	100		
253	37.5	19.4	29.2#
125	36.6	12.7	19.1#



#26
 Indeno(1,2,3-cd)pyrene
 Concen: 0.00 ng/ul
 RT: 25.85 min Scan# 1747
 Delta R.T. -0.00 min
 Lab File: BM003176.D
 Acq: 19 Nov 2015 00:48

Tgt Ion	Resp	Lower	Upper
276	100		
138	0.0	0.0	0.0
277	23.4	0.0	0.0#

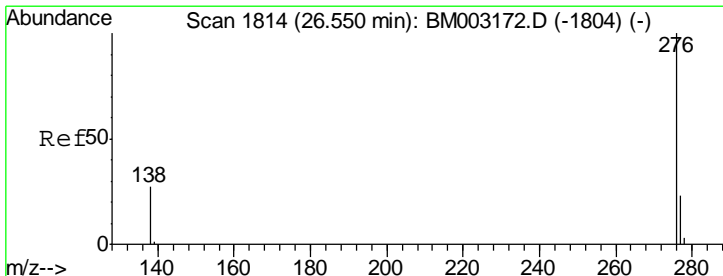
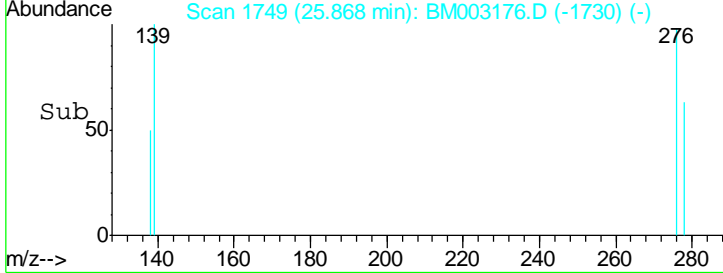
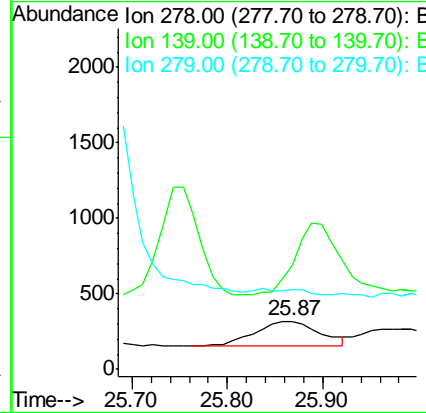
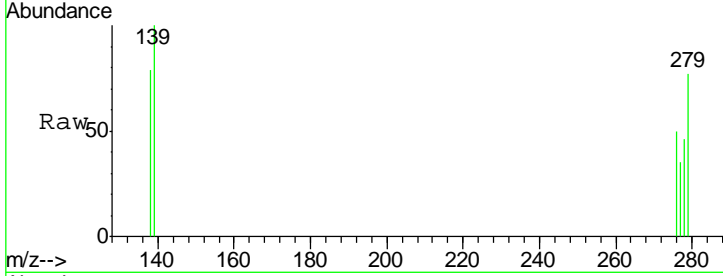




#27
 Dibenzo(a,h)anthracene
 Concen: 0.00 ng/ul
 RT: 25.87 min Scan# 1749
 Delta R.T. -0.00 min
 Lab File: BM003176.D
 Acq: 19 Nov 2015 00:48

Instrument :
 BNA_M
 ClientSampled :
 A4HT4

Tgt Ion	Resp	Lower	Upper
278	100		
139	218.0	16.4	24.6#
279	167.5	20.2	30.2#



#28
 Benzo(g,h,i)perylene
 Concen: 0.00 ng/ul
 RT: 26.55 min Scan# 1814
 Delta R.T. -0.00 min
 Lab File: BM003176.D
 Acq: 19 Nov 2015 00:48

Tgt Ion	Resp	Lower	Upper
276	100		
277	64.8	18.9	28.3#
138	131.0	22.5	33.7#

