

Data Path : Z:\HPCHEM1\BNA_M\DATA\BM122515\
 Data File : BM003780.D
 Acq On : 24 Dec 2015 16:18
 Operator : UM/SJ
 Sample : SSTDCCC040
 Misc :
 ALS Vial : 2 Sample Multiplier: 1

Instrument :
 BNA_M
 ClientSampleId :
 SSTDCCC040

Quant Time: Dec 25 00:57:51 2015
 Quant Method : Z:\HPCHEM1\BNA_M\METHODS\8270-BM120915.M
 Quant Title : ASP BNA STANDARDS FOR 5 POINT CALIBRATION
 QLast Update : Wed Dec 09 18:52:47 2015
 Response via : Initial Calibration

Internal Standards	R.T.	QIon	Response	Conc	Units	Dev(Min)
1) 1,4-Dichlorobenzene-d4	7.68	152	45073	20.00	ng	-0.04
21) Naphthalene-d8	10.47	136	210925	20.00	ng	-0.04
38) Acenaphthene-d10	14.34	164	126344	20.00	ng	-0.04
63) Phenanthrene-d10	17.09	188	292455	20.00	ng	-0.04
75) Chrysene-d12	21.29	240	337111	20.00	ng	-0.04
86) Perylene-d12	23.53	264	328649	20.00	ng	-0.05

System Monitoring Compounds

5) 2-Fluorophenol	5.27	112	202100	79.72	ng	-0.03
7) Phenol-d6	6.86	99	288692	82.01	ng	-0.03
23) Nitrobenzene-d5	8.85	82	281939	82.88	ng	-0.04
41) 2,4,6-Tribromophenol	15.83	330	107383	85.10	ng	-0.04
44) 2-Fluorobiphenyl	12.95	172	669833	72.23	ng	-0.04
78) Terphenyl-d14	19.72	244	1013822	70.92	ng	-0.04

Target Compounds

Target Compounds	R.T.	QIon	Response	Conc	Units	Qvalue
2) 1,4-Dioxane	3.18	88	41513	39.46	ng	# 100
3) Pyridine	3.57	79	119209	40.45	ng	91
4) n-Nitrosodimethylamine	3.49	42	41207	43.68	ng	89
6) Aniline	7.02	93	188969	40.78	ng	97
8) 2-Chlorophenol	7.25	128	127552	39.73	ng	95
9) Benzaldehyde	6.83	77	70689	40.95	ng	98
10) Phenol	6.89	94	152883	40.93	ng	# 72
11) bis(2-Chloroethyl)ether	7.11	93	119996	39.71	ng	99
12) 1,3-Dichlorobenzene	7.57	146	137559	39.01	ng	98
13) 1,4-Dichlorobenzene	7.72	146	141457	38.90	ng	95
14) 1,2-Dichlorobenzene	8.03	146	135792	39.11	ng	95
15) Benzyl Alcohol	7.92	79	104287	42.81	ng	95
16) 2,2'-oxybis(1-Chloropropan	8.22	45	138198	42.81	ng	94
17) 2-Methylphenol	8.13	107	108513	41.55	ng	97
18) Hexachloroethane	8.76	117	49543	39.66	ng	93
19) n-Nitroso-di-n-propylamine	8.49	70	98605	42.70	ng	90
20) 3+4-Methylphenols	8.46	107	149152	41.28	ng	96
22) Acetophenone	8.50	105	199741	38.64	ng	# 91
24) Nitrobenzene	8.89	77	150006	40.79	ng	91
25) Isophorone	9.40	82	282224	41.01	ng	97
26) 2-Nitrophenol	9.59	139	71120	38.23	ng	90
27) 2,4-Dimethylphenol	9.66	122	128799	39.76	ng	94
28) bis(2-Chloroethoxy)methane	9.89	93	161045	38.95	ng	98
29) 2,4-Dichlorophenol	10.13	162	121566	39.40	ng	97
30) 1,2,4-Trichlorobenzene	10.34	180	130101	37.76	ng	99
31) Naphthalene	10.52	128	424755	38.48	ng	100
32) Benzoic acid	9.80	122	75491	39.72	ng	99
33) 4-Chloroaniline	10.63	127	182722	40.10	ng	# 93
34) Hexachlorobutadiene	10.80	225	77224	37.80	ng	97
35) Caprolactam	11.41	113	46070	45.16	ng	# 77
36) 4-Chloro-3-methylphenol	11.77	107	145653	41.86	ng	89
37) 2-Methylnaphthalene	12.14	142	293813	38.81	ng	98
39) 1,2,4,5-Tetrachlorobenzene	12.52	216	143900	35.43	ng	# 100
40) Hexachlorocyclopentadiene	12.49	237	71697	31.65	ng	98

Data Path : Z:\HPCHEM1\BNA_M\DATA\BM122515\
 Data File : BM003780.D
 Acq On : 24 Dec 2015 16:18
 Operator : UM/SJ
 Sample : SSTDCCC040
 Misc :
 ALS Vial : 2 Sample Multiplier: 1

Instrument :
 BNA_M
 ClientSampleId :
 SSTDCCC040

Quant Time: Dec 25 00:57:51 2015
 Quant Method : Z:\HPCHEM1\BNA_M\METHODS\8270-BM120915.M
 Quant Title : ASP BNA STANDARDS FOR 5 POINT CALIBRATION
 QLast Update : Wed Dec 09 18:52:47 2015
 Response via : Initial Calibration

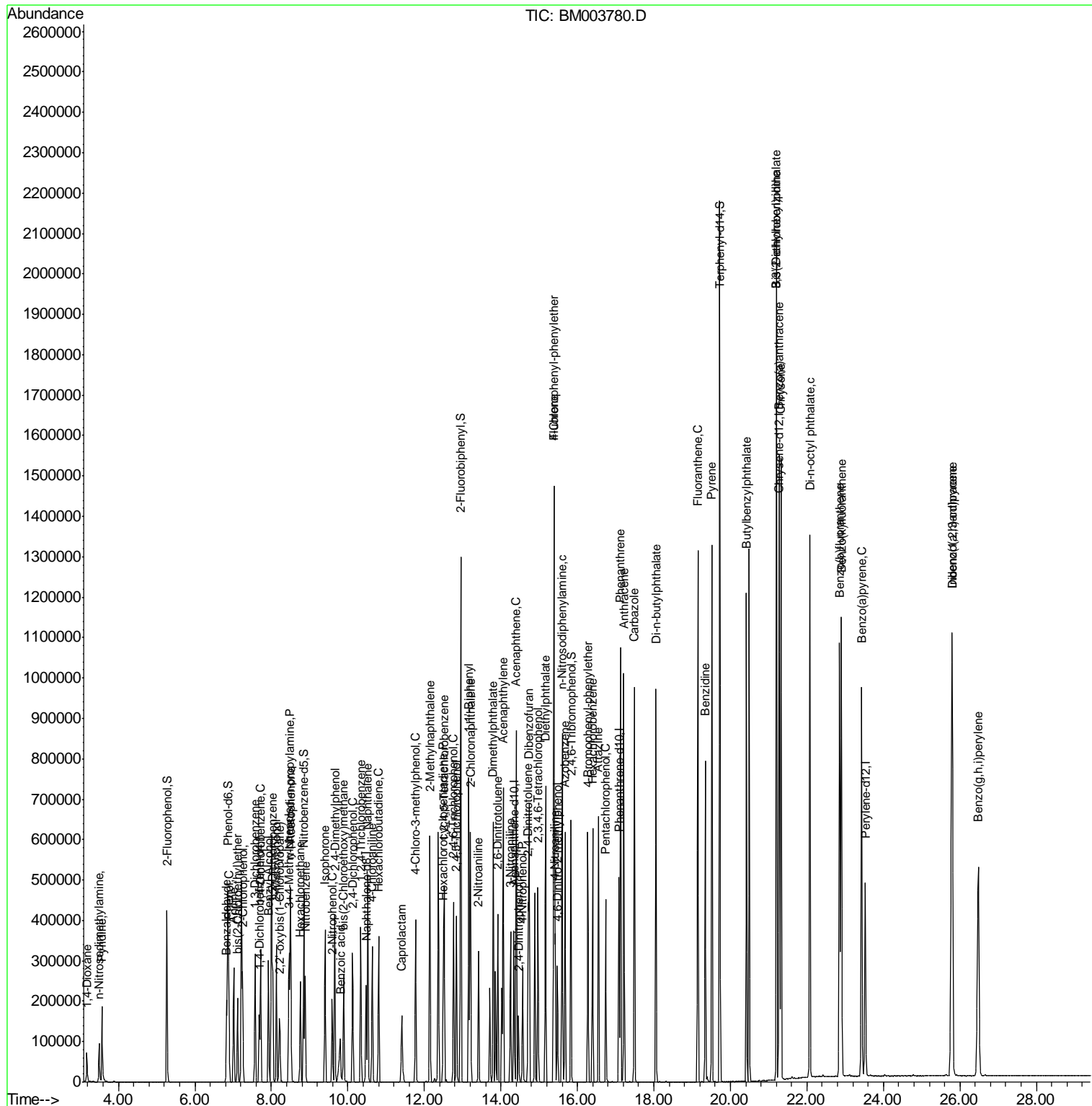
Internal Standards	R.T.	QIon	Response	Conc	Units	Dev(Min)
42) 2,4,6-Trichlorophenol	12.76	196	102485	38.68	ng	99
43) 2,4,5-Trichlorophenol	12.83	196	109699	39.40	ng	# 89
45) 1,1'-Biphenyl	13.16	154	403861	36.05	ng	98
46) 2-Chloronaphthalene	13.20	162	307175	37.33	ng	# 91
47) 2-Nitroaniline	13.42	65	86823	42.53	ng	100
48) Acenaphthylene	14.06	152	535098	39.00	ng	99
49) Dimethylphthalate	13.80	163	412327	39.60	ng	99
50) 2,6-Dinitrotoluene	13.92	165	89254	41.09	ng	96
51) Acenaphthene	14.40	154	306093	38.50	ng	100
52) 3-Nitroaniline	14.25	138	98533	44.32	ng	85
53) 2,4-Dinitrophenol	14.46	184	37392	34.68	ng	# 81
54) Dibenzofuran	14.74	168	447511	38.97	ng	94
55) 4-Nitrophenol	14.57	139	80486	43.84	ng	80
56) 2,4-Dinitrotoluene	14.71	165	125345	44.47	ng	# 75
57) Fluorene	15.39	166	387407	40.70	ng	99
58) 2,3,4,6-Tetrachlorophenol	14.97	232	90658	42.36	ng	# 100
59) Diethylphthalate	15.17	149	427763	41.85	ng	98
60) 4-Chlorophenyl-phenylether	15.39	204	186782	38.80	ng	94
61) 4-Nitroaniline	15.42	138	108694	47.88	ng	77
62) Azobenzene	15.67	77	354979	44.30	ng	96
64) 4,6-Dinitro-2-methylphenol	15.48	198	64788	36.72	ng	85
65) n-Nitrosodiphenylamine	15.60	169	344491	37.26	ng	98
66) 4-Bromophenyl-phenylether	16.28	248	115303	36.57	ng	# 86
67) Hexachlorobenzene	16.40	284	124526	36.76	ng	# 84
68) Atrazine	16.56	200	123113	42.69	ng	98
69) Pentachlorophenol	16.74	266	73327	37.92	ng	98
70) Phenanthrene	17.13	178	634972	38.69	ng	99
71) Anthracene	17.22	178	643489	39.46	ng	99
72) Carbazole	17.49	167	612698	43.13	ng	100
73) Di-n-butylphthalate	18.06	149	747814	45.03	ng	99
74) Fluoranthene	19.15	202	762901	45.08	ng	97
76) Benzidine	19.34	184	424063	39.27	ng	99
77) Pyrene	19.52	202	786430	33.26	ng	100
79) Butylbenzylphthalate	20.42	149	362120	39.77	ng	93
80) Benzo(a)anthracene	21.27	228	764304	37.81	ng	99
81) 3,3'-Dichlorobenzidine	21.21	252	279167	43.38	ng	98
82) Chrysene	21.33	228	733991	37.73	ng	100
83) Bis(2-ethylhexyl)phthalate	21.20	149	511695	40.98	ng	98
84) Di-n-octyl phthalate	22.08	149	945235	45.82	ng	96
85) Indeno(1,2,3-cd)pyrene	25.79	276	781049	38.21	ng	# 100
87) Benzo(b)fluoranthene	22.86	252	790934	39.59	ng	98
88) Benzo(k)fluoranthene	22.90	252	720108	36.92	ng	99
89) Benzo(a)pyrene	23.43	252	718002	38.21	ng	# 98
90) Dibenzo(a,h)anthracene	25.80	278	641158	34.95	ng	98
91) Benzo(g,h,i)perylene	26.48	276	631656	34.08	ng	99

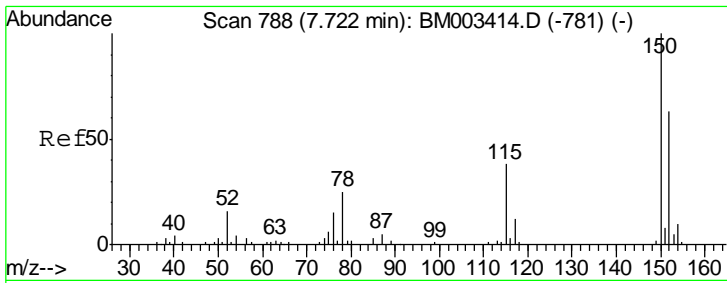
(#) = qualifier out of range (m) = manual integration (+) = signals summed

Data Path : Z:\HPCHEM1\BNA_M\DATA\BM122515\
 Data File : BM003780.D
 Acq On : 24 Dec 2015 16:18
 Operator : UM/SJ
 Sample : SSTDCCC040
 Misc :
 ALS Vial : 2 Sample Multiplier: 1

Instrument :
 BNA_M
 Client Sampled :
 SSTDCCC040

Quant Time: Dec 25 00:57:51 2015
 Quant Method : Z:\HPCHEM1\BNA_M\METHODS\8270-BM120915.M
 Quant Title : ASP BNA STANDARDS FOR 5 POINT CALIBRATION
 QLast Update : Wed Dec 09 18:52:47 2015
 Response via : Initial Calibration

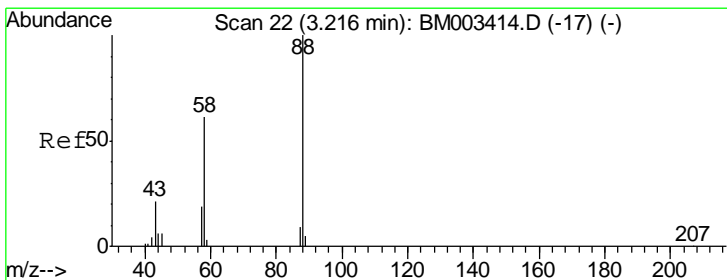
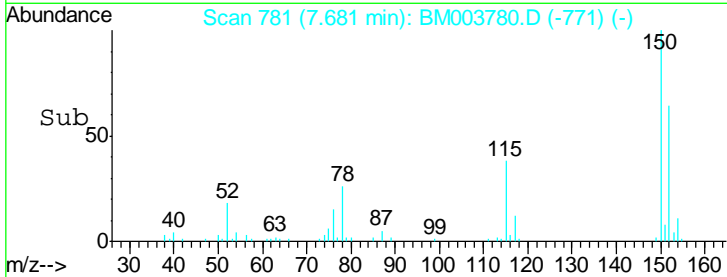
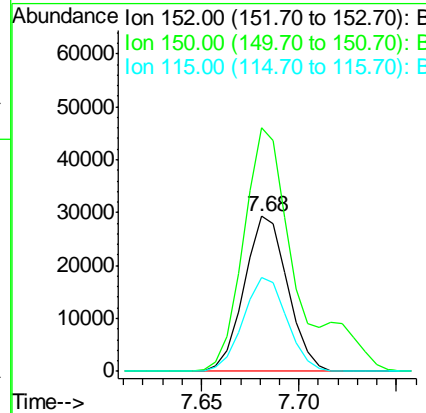
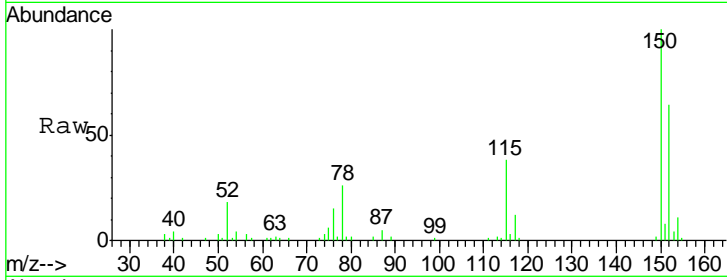




#1
 1,4-Dichlorobenzene-d4
 Concen: 20.00 ng
 RT: 7.68 min Scan# 781
 Delta R.T. -0.04 min
 Lab File: BM003780.D
 Acq: 24 Dec 2015 16:18

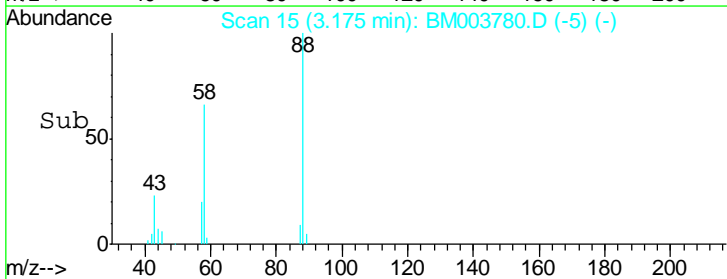
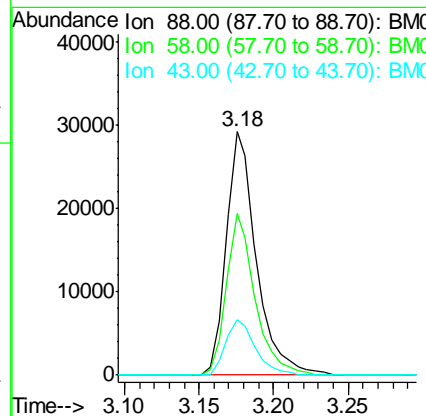
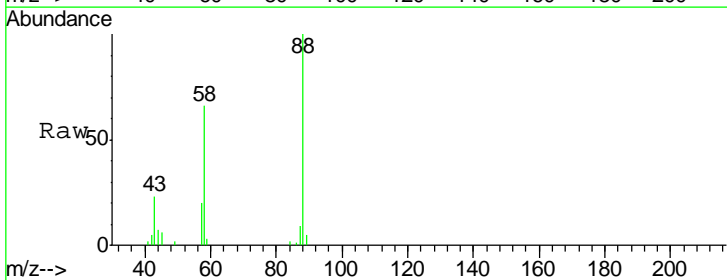
Instrument :
 BNA_M
 ClientSampleId :
 SSTDCCC040

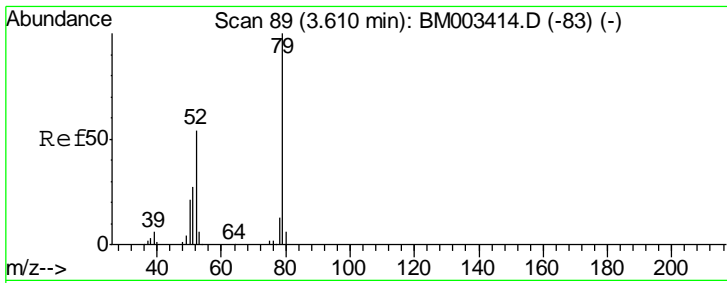
Tgt Ion	Resp	Lower	Upper
152	45073		
152	100		
150	157.4	119.5	179.3
115	60.3	43.0	64.4



#2
 1,4-Dioxane
 Concen: 39.46 ng
 RT: 3.18 min Scan# 15
 Delta R.T. -0.04 min
 Lab File: BM003780.D
 Acq: 24 Dec 2015 16:18

Tgt Ion	Resp	Lower	Upper
88	41513		
88	100		
58	63.4	0.0	0.0#
43	22.5	0.0	0.0#

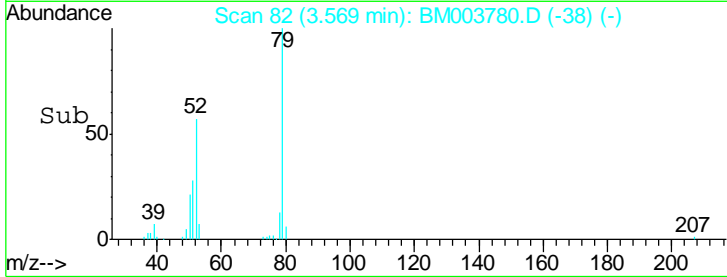
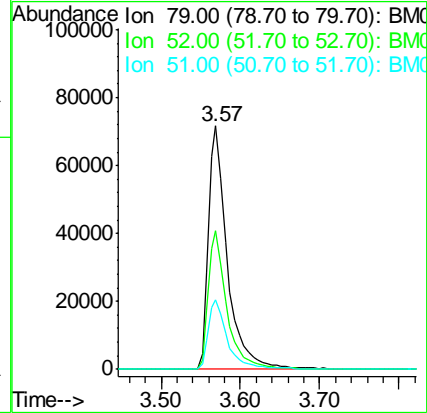
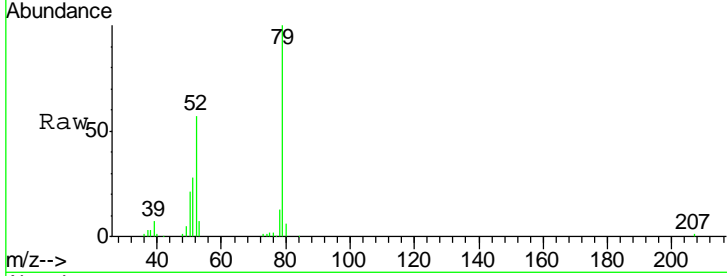




#3
 Pyridine
 Concen: 40.45 ng
 RT: 3.57 min Scan# 82
 Delta R.T. -0.04 min
 Lab File: BM003780.D
 Acq: 24 Dec 2015 16:18

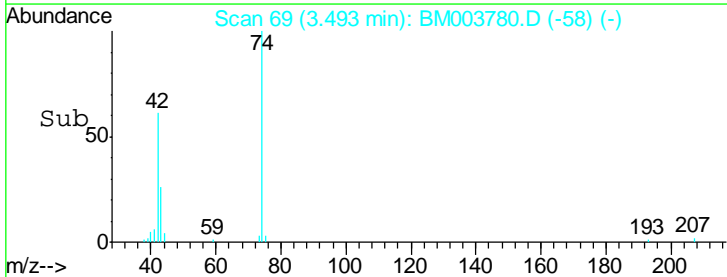
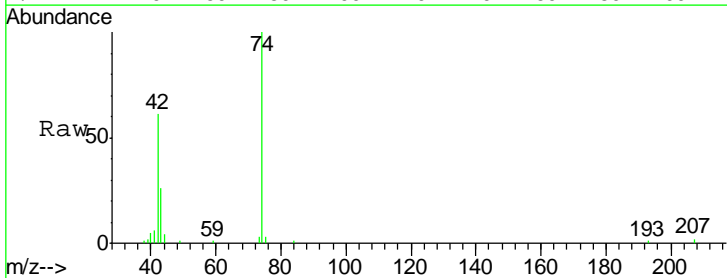
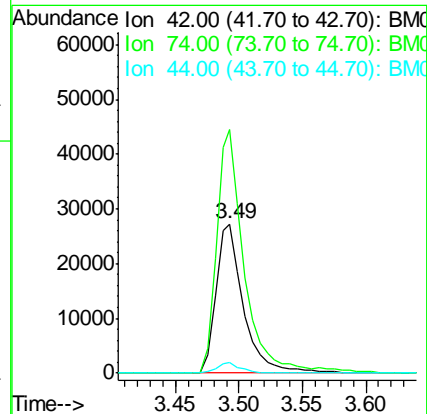
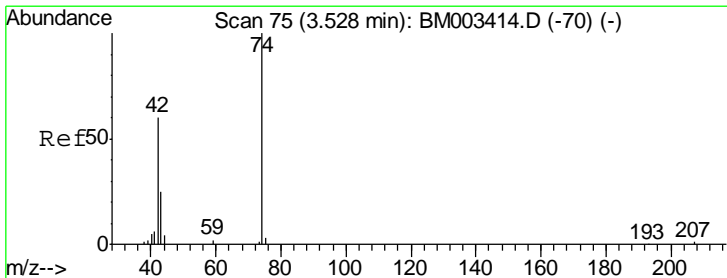
Instrument :
 BNA_M
 ClientSampleId :
 SSTDCCC040

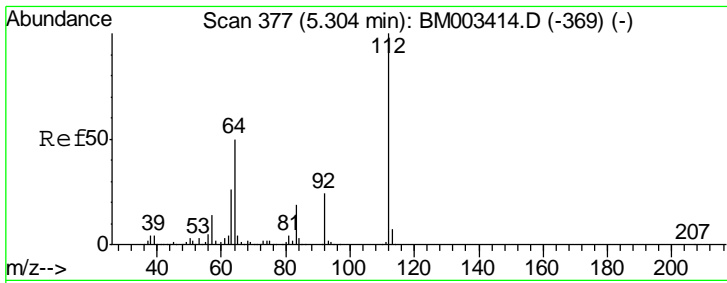
Tgt Ion	Resp	Lower	Upper
79	119209		
52	56.8	51.1	76.7
51	28.4	26.1	39.1



#4
 n-Nitrosodimethylamine
 Concen: 43.68 ng
 RT: 3.49 min Scan# 69
 Delta R.T. -0.04 min
 Lab File: BM003780.D
 Acq: 24 Dec 2015 16:18

Tgt Ion	Resp	Lower	Upper
42	41207		
74	163.0	119.3	178.9
44	6.8	5.4	8.2

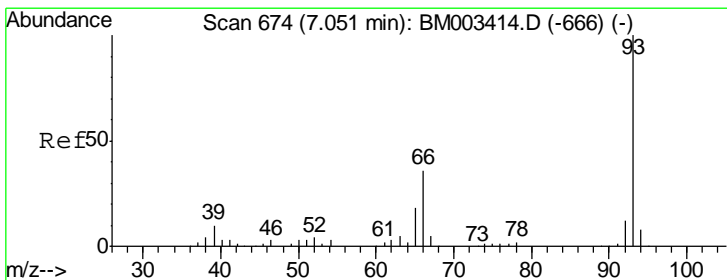
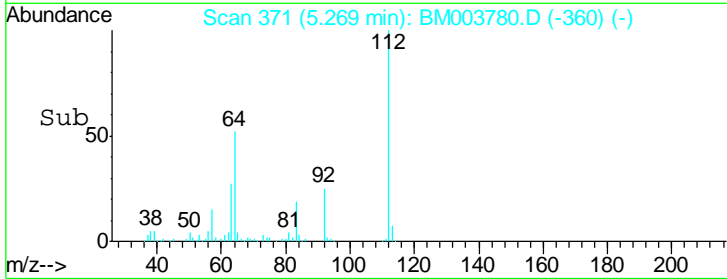
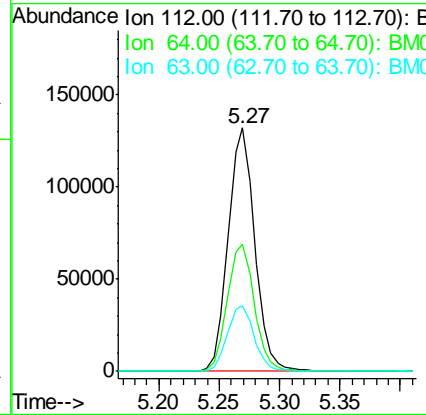
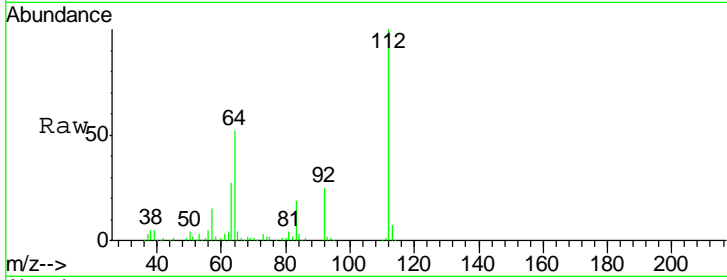




#5
 2-Fluorophenol
 Concen: 79.72 ng
 RT: 5.27 min Scan# 371
 Delta R.T. -0.03 min
 Lab File: BM003780.D
 Acq: 24 Dec 2015 16:18

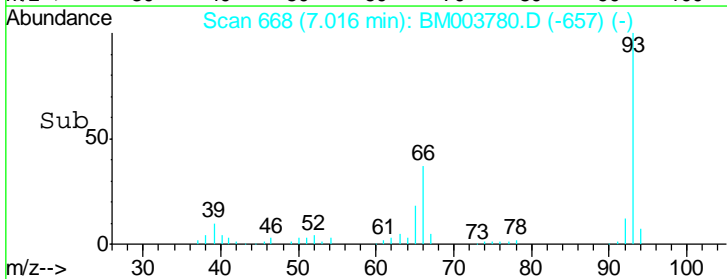
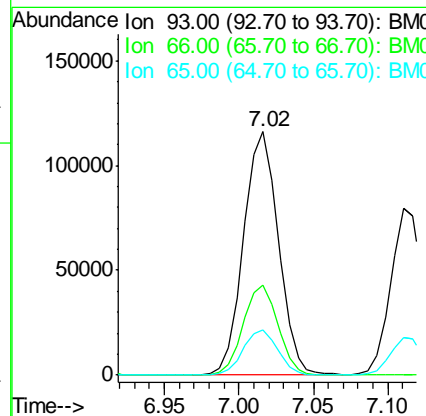
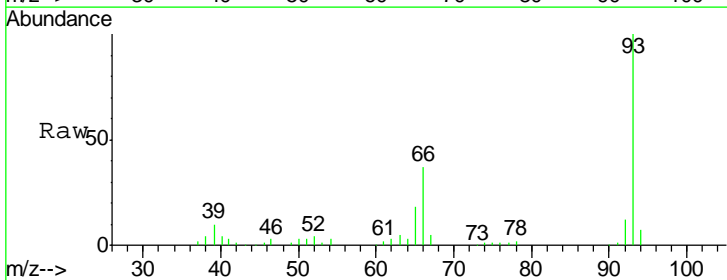
Instrument :
 BNA_M
ClientSampled :
 SSTDCCC040

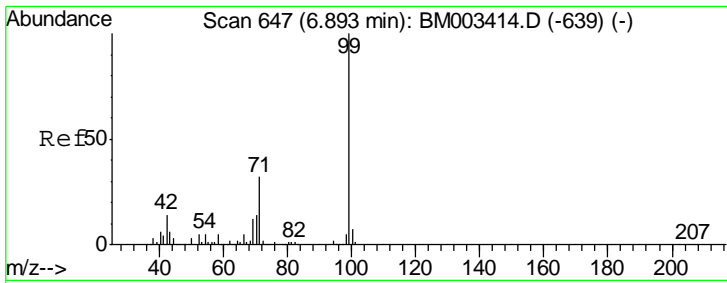
Tgt Ion	Resp	Lower	Upper
112	100		
64	52.3	38.6	57.8
63	26.9	19.3	28.9



#6
 Aniline
 Concen: 40.78 ng
 RT: 7.02 min Scan# 668
 Delta R.T. -0.04 min
 Lab File: BM003780.D
 Acq: 24 Dec 2015 16:18

Tgt Ion	Resp	Lower	Upper
93	100		
66	37.0	30.8	46.2
65	18.5	16.0	24.0

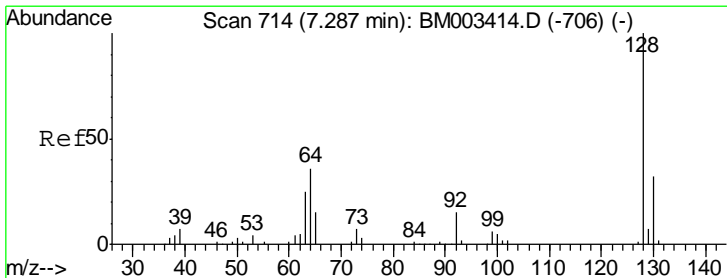
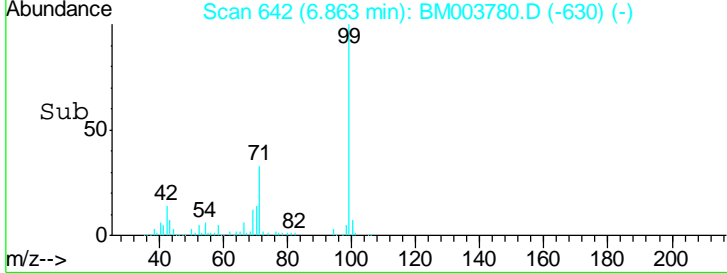
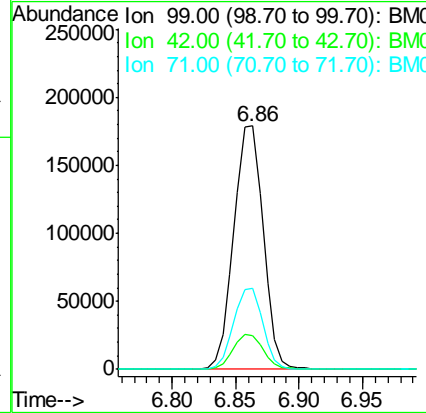
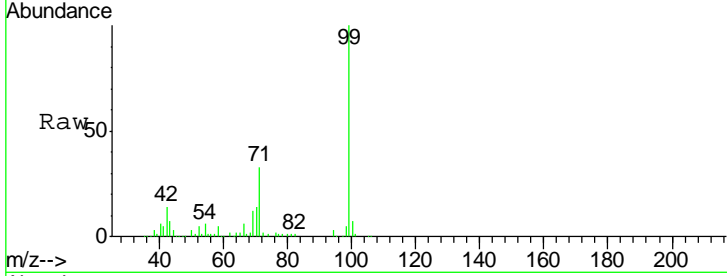




#7
 Phenol-d6
 Concen: 82.01 ng
 RT: 6.86 min Scan# 642
 Delta R.T. -0.03 min
 Lab File: BM003780.D
 Acq: 24 Dec 2015 16:18

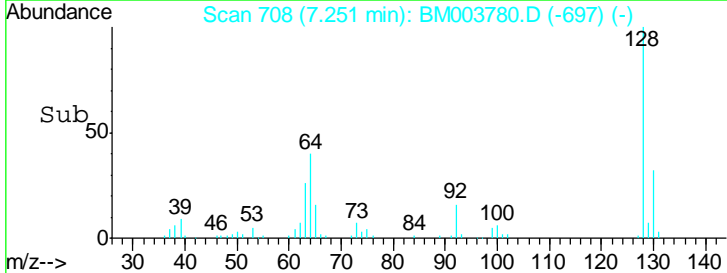
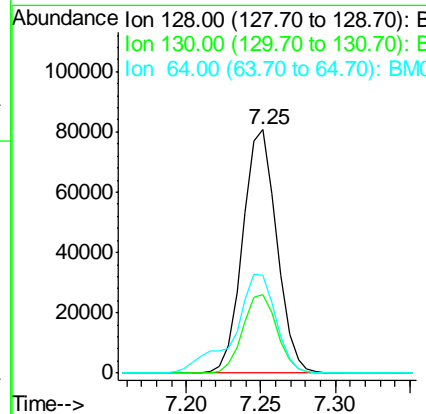
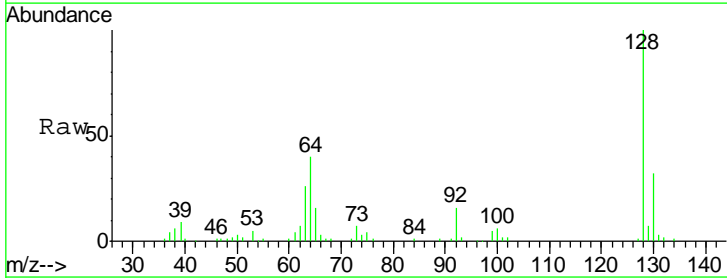
Instrument :
 BNA_M
 ClientSampleId :
 SSTDCCC040

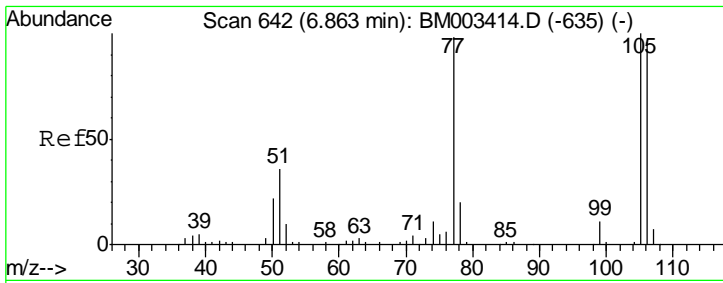
Tgt Ion	Resp	Lower	Upper
99	100		
42	14.0	11.0	16.4
71	33.1	23.4	35.2



#8
 2-Chlorophenol
 Concen: 39.73 ng
 RT: 7.25 min Scan# 708
 Delta R.T. -0.04 min
 Lab File: BM003780.D
 Acq: 24 Dec 2015 16:18

Tgt Ion	Resp	Lower	Upper
128	100		
130	32.2	12.0	52.0
64	40.0	24.9	64.9



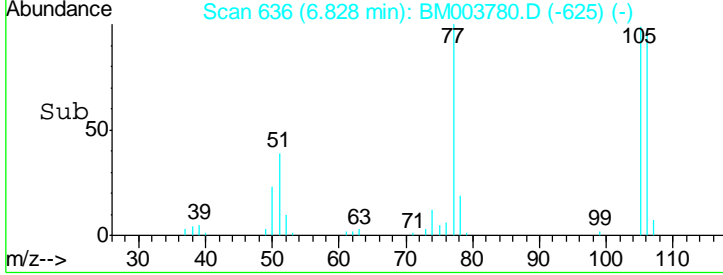
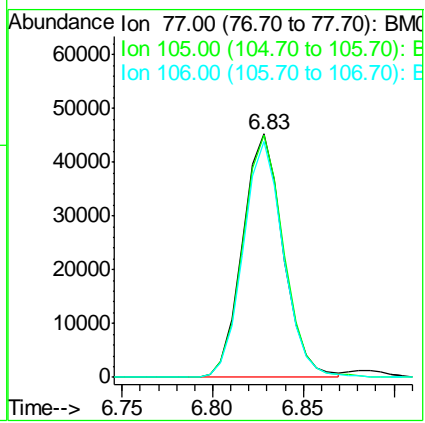
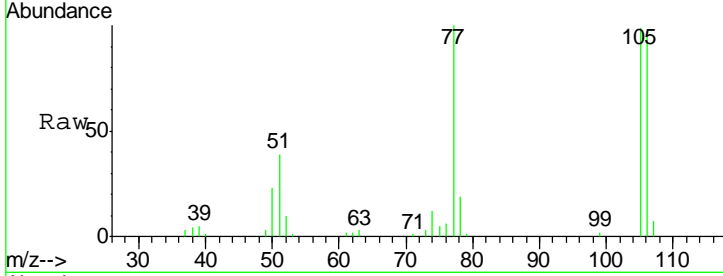


#9
Benzaldehyde
Concen: 40.95 ng
RT: 6.83 min Scan# 636
Delta R.T. -0.04 min
Lab File: BM003780.D
Acq: 24 Dec 2015 16:18

Instrument :
BNA_M
ClientSampleId :
SSTDCCC040

Tgt Ion: 77 Resp: 70689

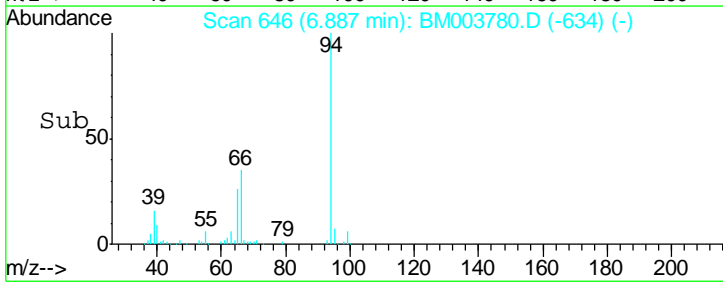
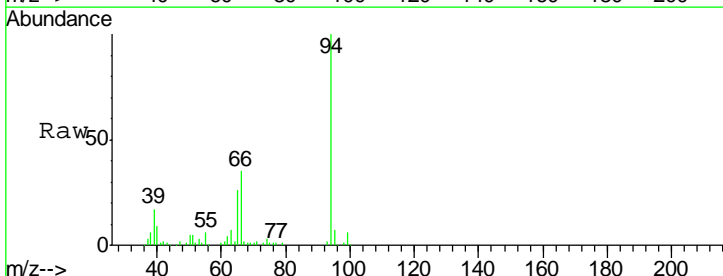
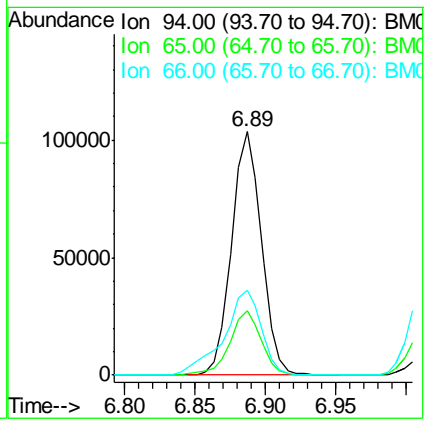
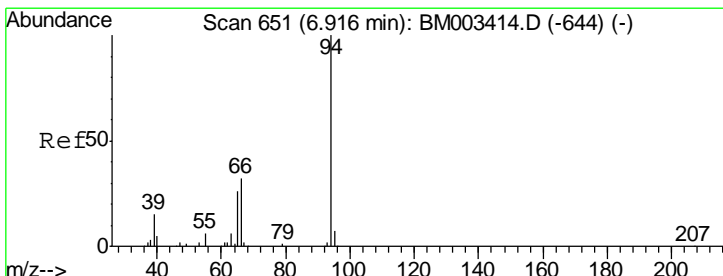
Ion	Ratio	Lower	Upper
77	100		
105	99.3	78.8	118.8
106	96.7	73.7	113.7

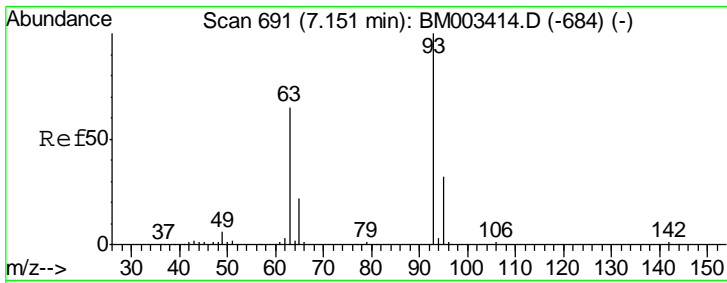


#10
Phenol
Concen: 40.93 ng
RT: 6.89 min Scan# 646
Delta R.T. -0.03 min
Lab File: BM003780.D
Acq: 24 Dec 2015 16:18

Tgt Ion: 94 Resp: 152883

Ion	Ratio	Lower	Upper
94	100		
65	26.5	18.8	58.8
66	34.9	39.9	79.9#

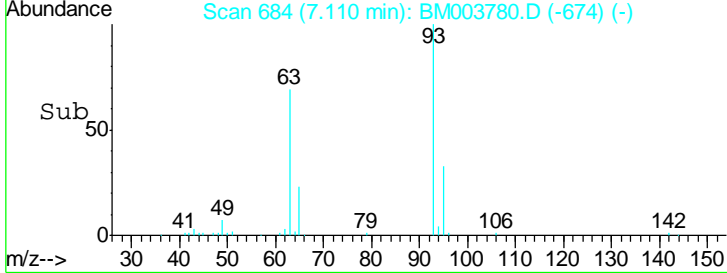
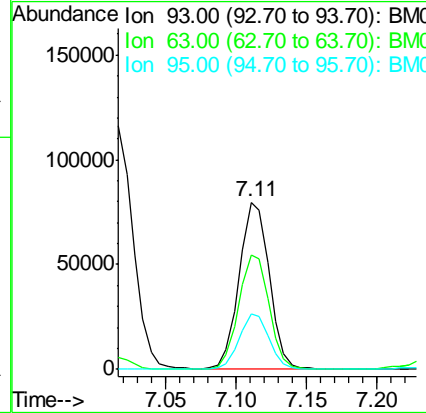
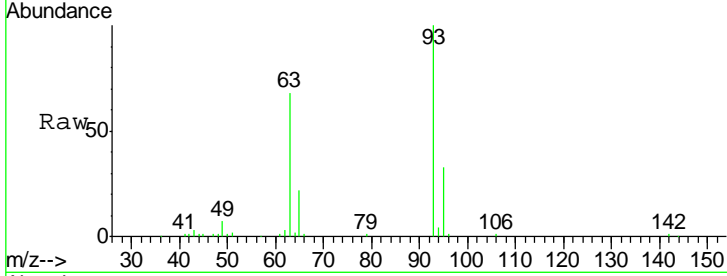




#11
 bis(2-Chloroethyl)ether
 Concen: 39.71 ng
 RT: 7.11 min Scan# 684
 Delta R.T. -0.04 min
 Lab File: BM003780.D
 Acq: 24 Dec 2015 16:18

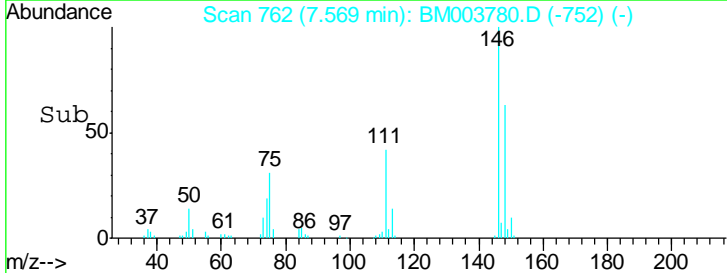
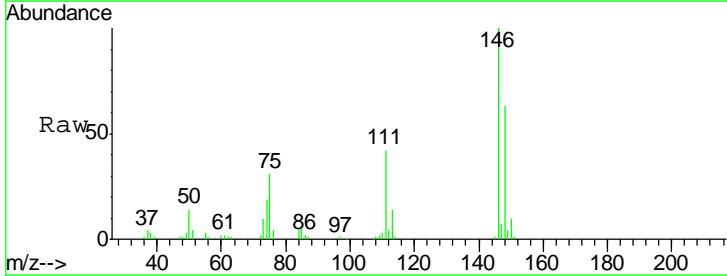
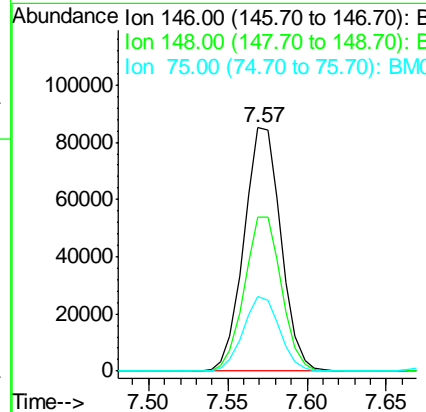
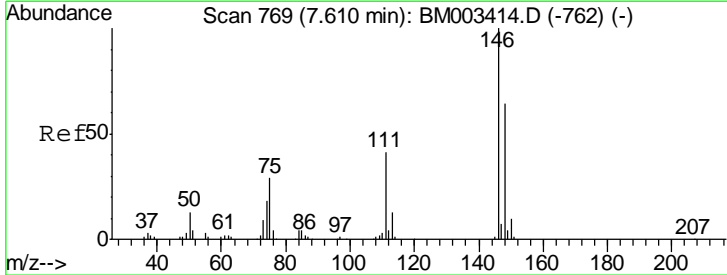
Instrument :
 BNA_M
ClientSampleId :
 SSTDCCC040

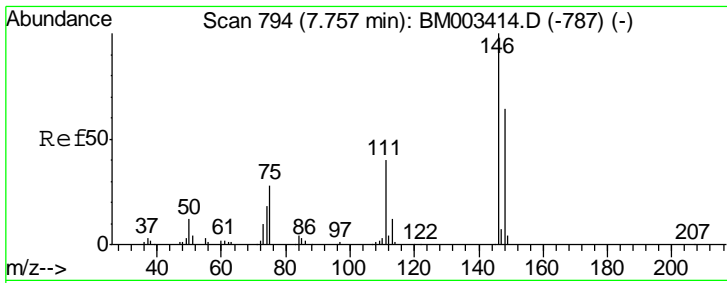
Tgt Ion	Resp	Lower	Upper
93	119996		
63	68.3	49.5	89.5
95	32.9	13.5	53.5



#12
 1,3-Dichlorobenzene
 Concen: 39.01 ng
 RT: 7.57 min Scan# 762
 Delta R.T. -0.04 min
 Lab File: BM003780.D
 Acq: 24 Dec 2015 16:18

Tgt Ion	Resp	Lower	Upper
146	137559		
148	63.4	50.9	76.3
75	30.5	21.4	32.2

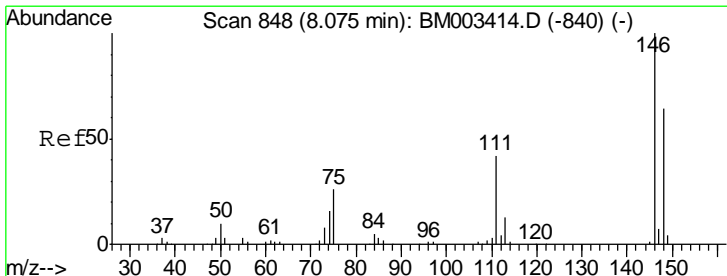
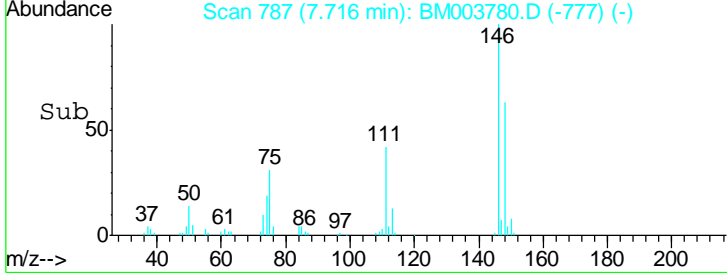
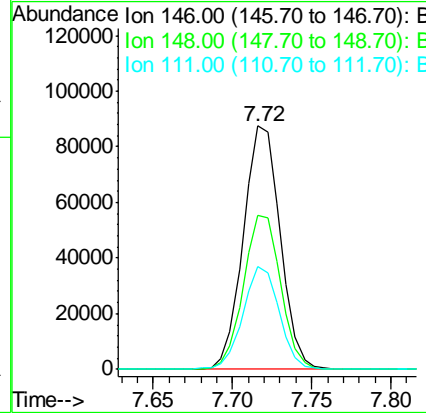
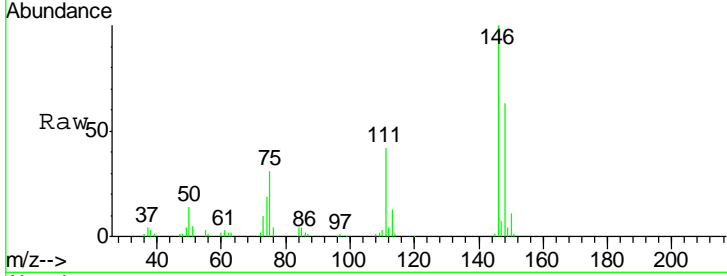




#13
 1,4-Dichlorobenzene
 Concen: 38.90 ng
 RT: 7.72 min Scan# 787
 Delta R.T. -0.04 min
 Lab File: BM003780.D
 Acq: 24 Dec 2015 16:18

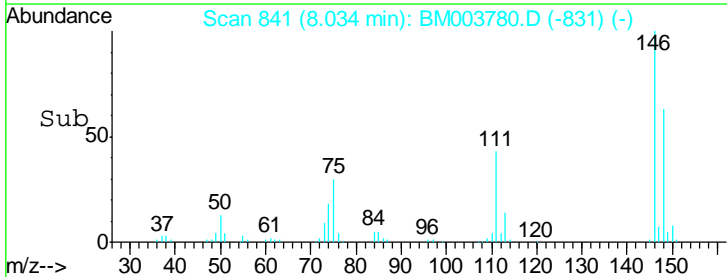
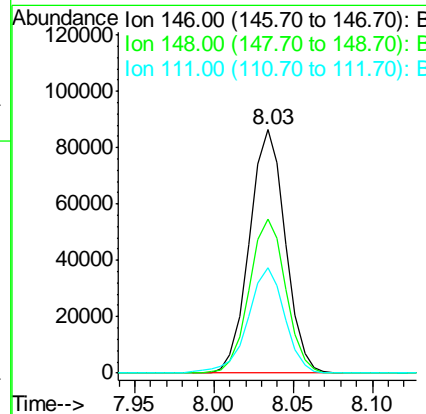
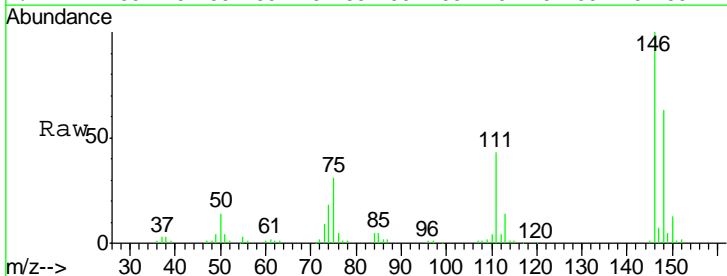
Instrument :
 BNA_M
ClientSampleId :
 SSTDCCC040

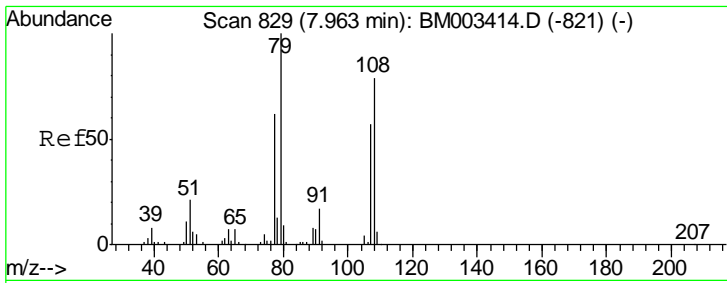
Tgt Ion	Resp	Lower	Upper
146	141457		
148	63.1	51.9	77.9
111	42.4	29.2	43.8



#14
 1,2-Dichlorobenzene
 Concen: 39.11 ng
 RT: 8.03 min Scan# 841
 Delta R.T. -0.04 min
 Lab File: BM003780.D
 Acq: 24 Dec 2015 16:18

Tgt Ion	Resp	Lower	Upper
146	135792		
148	63.5	52.3	78.5
111	43.3	30.6	45.8

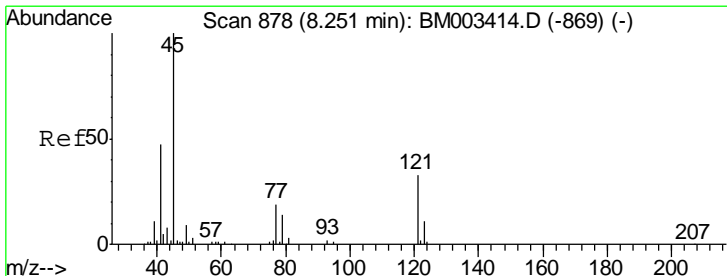
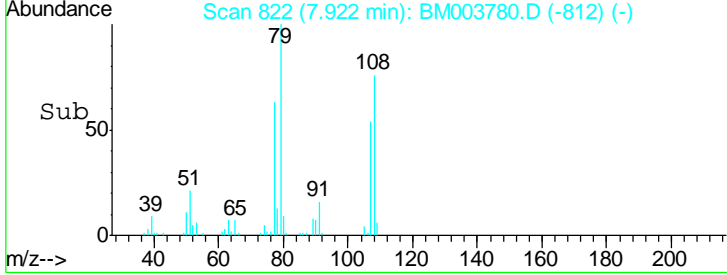
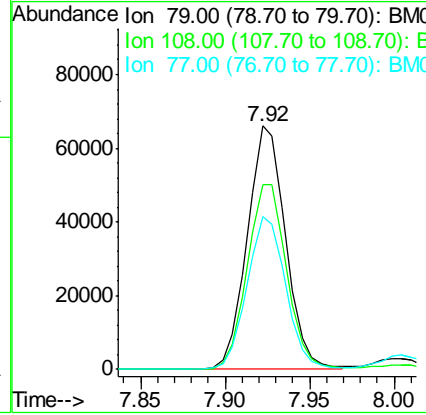
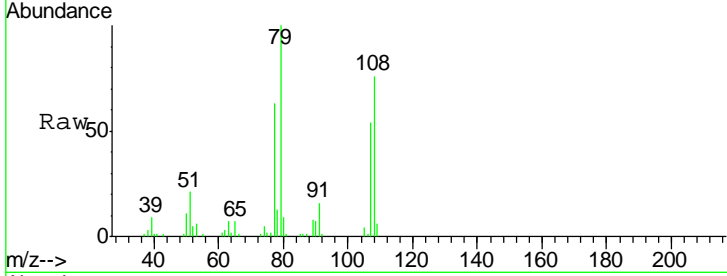




#15
 Benzyl Alcohol
 Concen: 42.81 ng
 RT: 7.92 min Scan# 822
 Delta R.T. -0.04 min
 Lab File: BM003780.D
 Acq: 24 Dec 2015 16:18

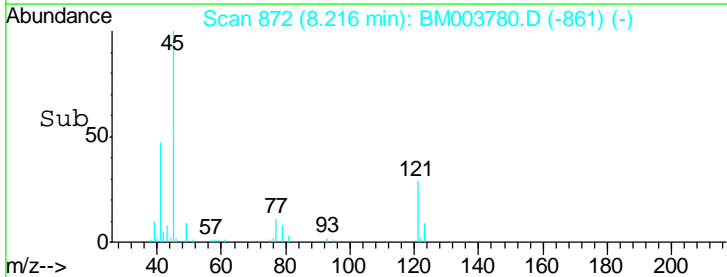
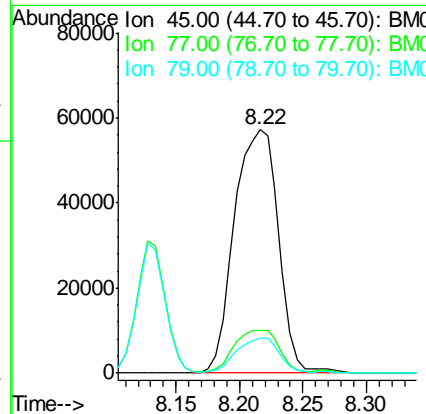
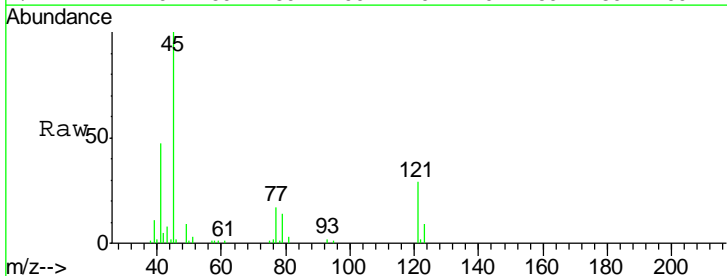
Instrument :
 BNA_M
 ClientSampled :
 SSTDCCC040

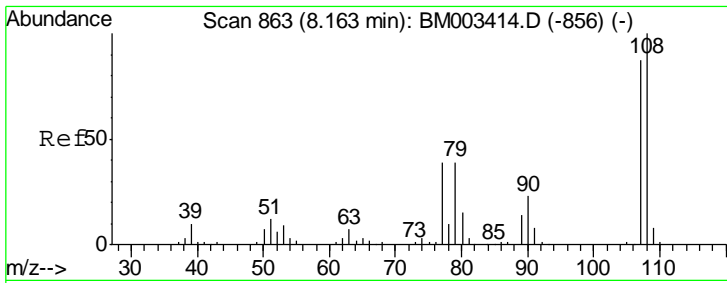
Tgt Ion	Resp	Lower	Upper
79	104287		
108	76.1	65.0	97.4
77	62.6	53.0	79.6



#16
 2,2'-oxybis(1-Chloropropane)
 Concen: 42.81 ng
 RT: 8.22 min Scan# 872
 Delta R.T. -0.04 min
 Lab File: BM003780.D
 Acq: 24 Dec 2015 16:18

Tgt Ion	Resp	Lower	Upper
45	138198		
77	17.5	0.0	35.2
79	14.3	0.0	32.0

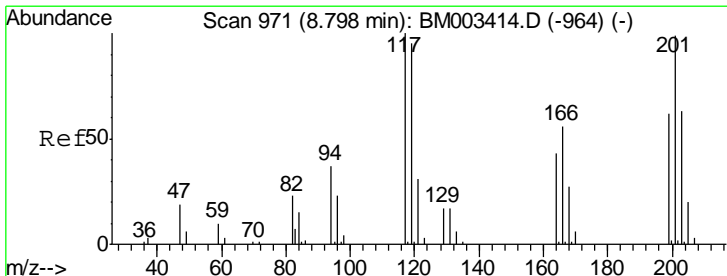
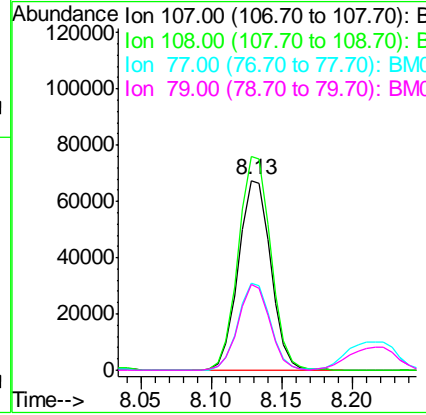
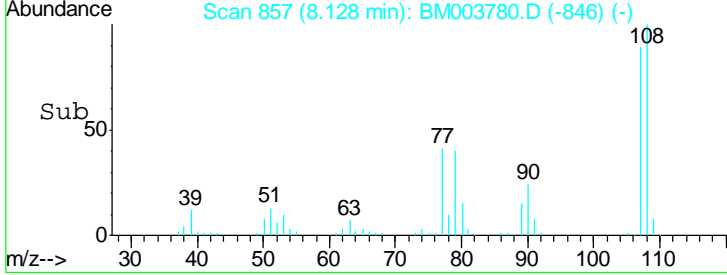
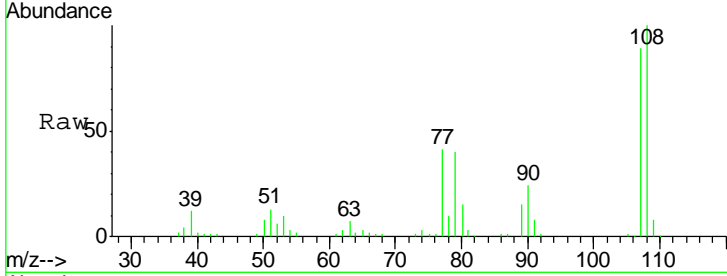




#17
 2-Methylphenol
 Concen: 41.55 ng
 RT: 8.13 min Scan# 857
 Delta R.T. -0.04 min
 Lab File: BM003780.D
 Acq: 24 Dec 2015 16:18

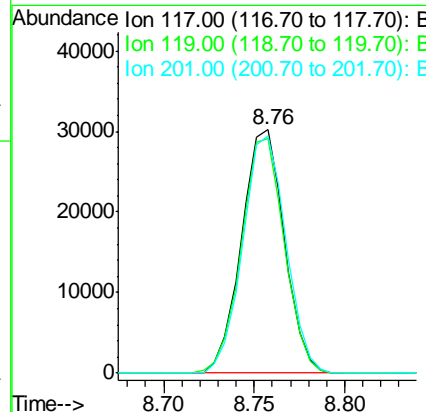
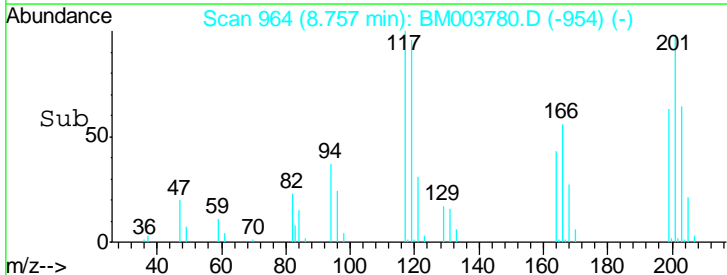
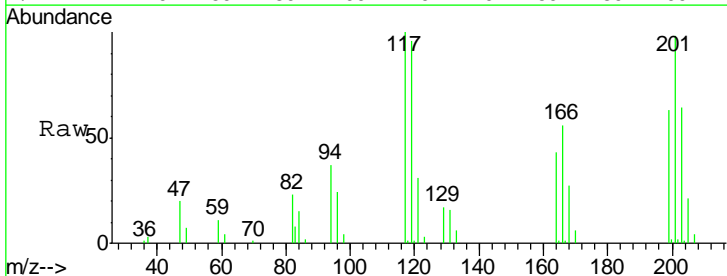
Instrument :
 BNA_M
 ClientSampleId :
 SSTDCCC040

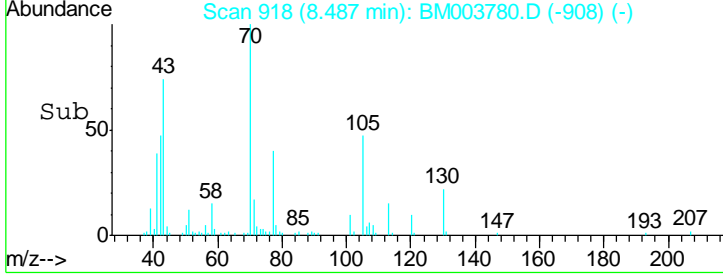
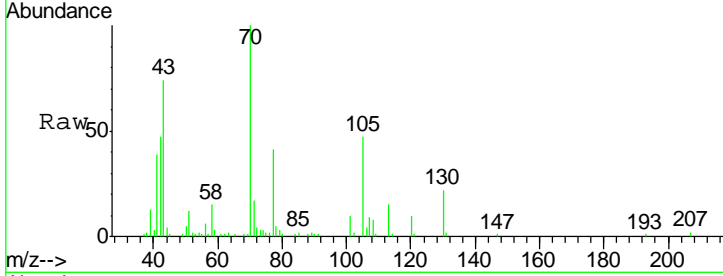
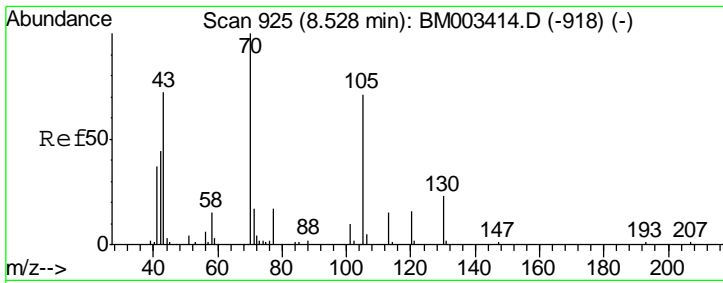
Tgt Ion	Resp	Lower	Upper
107	108513		
107	100		
108	112.6	89.8	134.8
77	46.2	32.6	48.8
79	45.1	32.8	49.2



#18
 Hexachloroethane
 Concen: 39.66 ng
 RT: 8.76 min Scan# 964
 Delta R.T. -0.04 min
 Lab File: BM003780.D
 Acq: 24 Dec 2015 16:18

Tgt Ion	Resp	Lower	Upper
117	49543		
117	100		
119	96.3	79.2	118.8
201	97.7	69.8	104.6

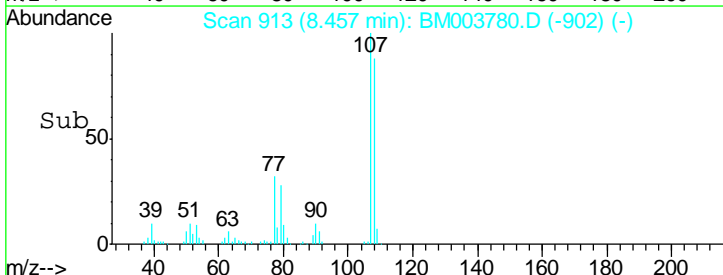
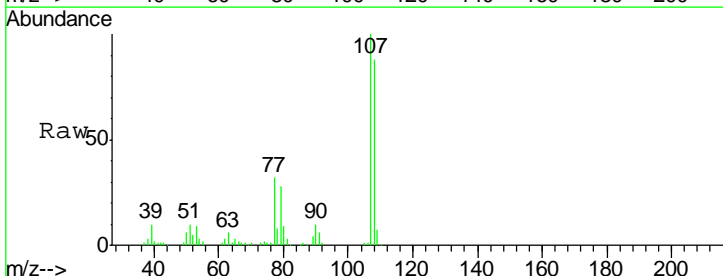
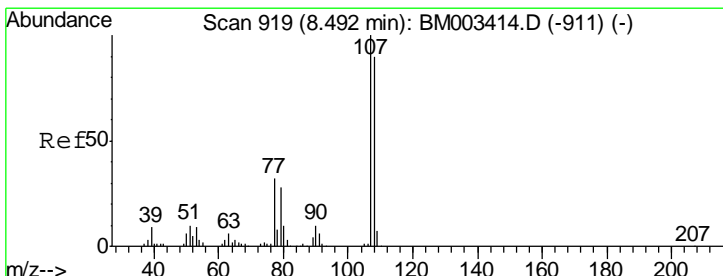
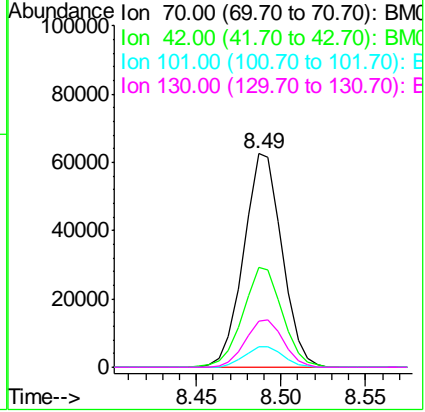




#19
 n-Nitroso-di-n-propylamine
 Concen: 42.70 ng
 RT: 8.49 min Scan# 918
 Delta R.T. -0.04 min
 Lab File: BM003780.D
 Acq: 24 Dec 2015 16:18

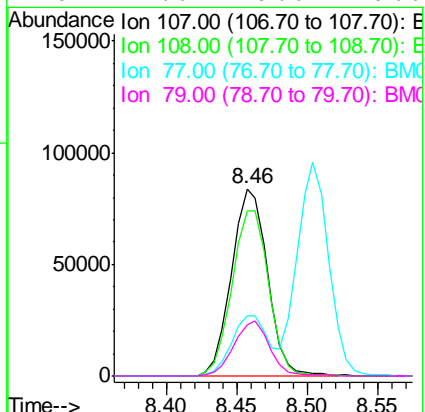
Instrument :
 BNA_M
 ClientSampleID :
 SSTDCCC040

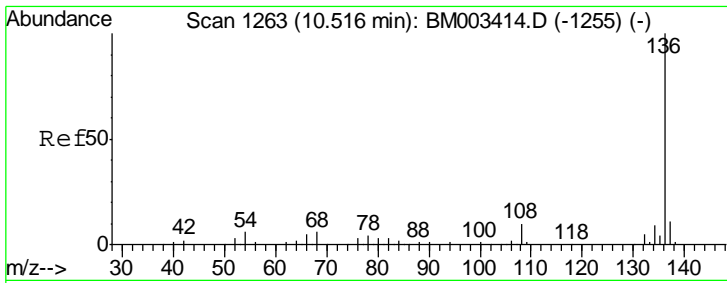
Tgt Ion	Resp	Lower	Upper
70	100		
42	46.5	44.5	66.7
101	9.6	7.4	11.2
130	21.6	15.3	22.9



#20
 3+4-Methylphenols
 Concen: 41.28 ng
 RT: 8.46 min Scan# 913
 Delta R.T. -0.04 min
 Lab File: BM003780.D
 Acq: 24 Dec 2015 16:18

Tgt Ion	Resp	Lower	Upper
107	100		
108	88.3	73.2	113.2
77	32.1	10.7	50.7
79	27.6	9.6	49.6

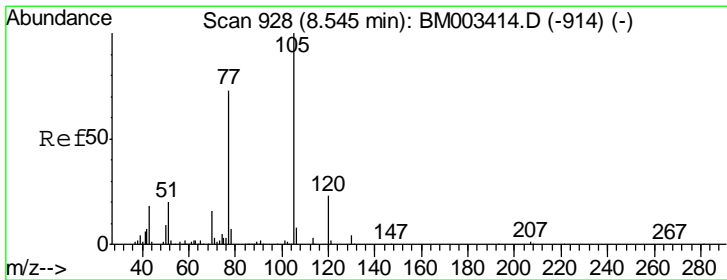
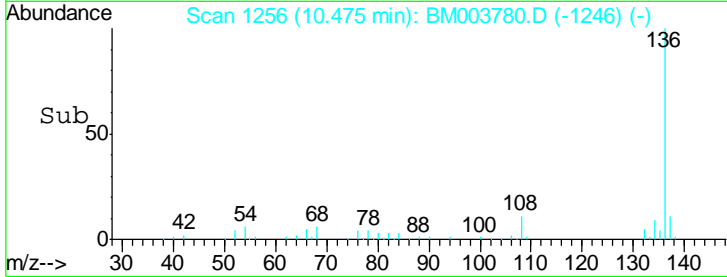
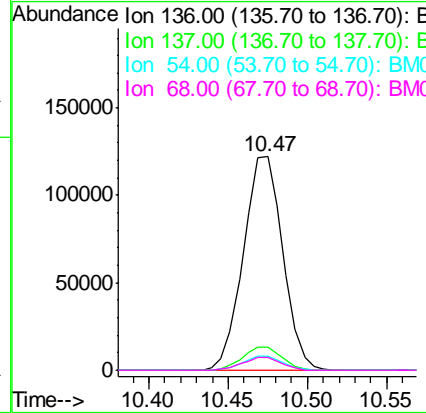
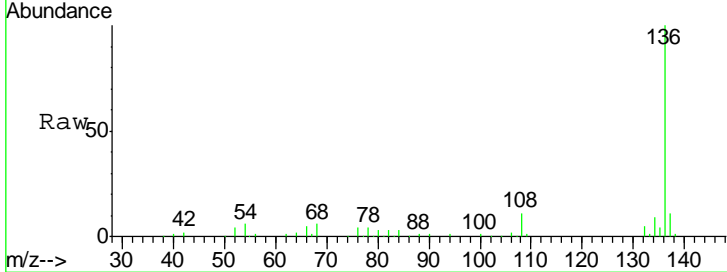




#21
 Naphthalene-d8
 Concen: 20.00 ng
 RT: 10.47 min Scan# 1256
 Delta R.T. -0.04 min
 Lab File: BM003780.D
 Acq: 24 Dec 2015 16:18

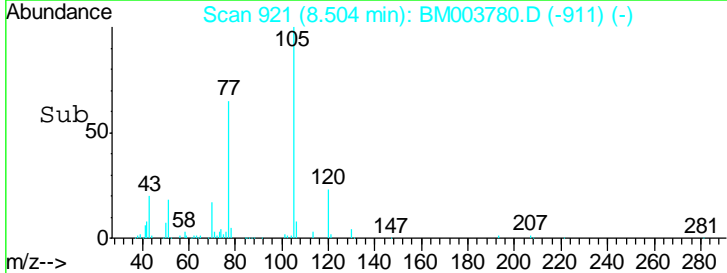
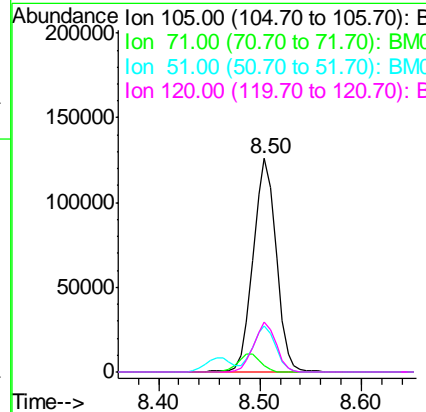
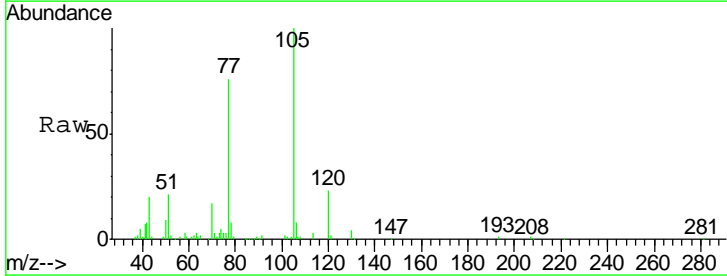
Instrument :
 BNA_M
 ClientSampleId :
 SSTDCCC040

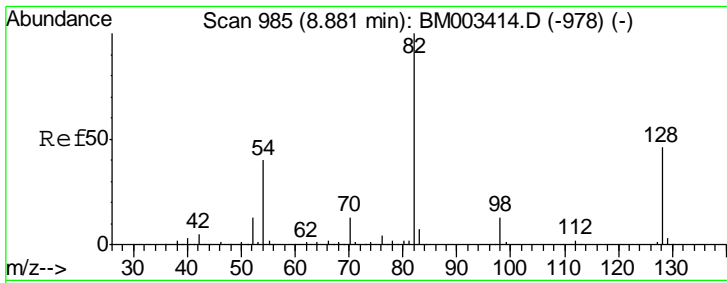
Tgt Ion	Resp	Lower	Upper
136	100		
137	10.9	8.7	13.1
54	6.4	4.6	6.8
68	5.7	3.7	5.5



#22
 Acetophenone
 Concen: 38.64 ng
 RT: 8.50 min Scan# 921
 Delta R.T. -0.04 min
 Lab File: BM003780.D
 Acq: 24 Dec 2015 16:18

Tgt Ion	Resp	Lower	Upper
105	100		
71	2.8	0.6	1.0
51	21.4	21.6	32.4
120	23.3	16.1	24.1

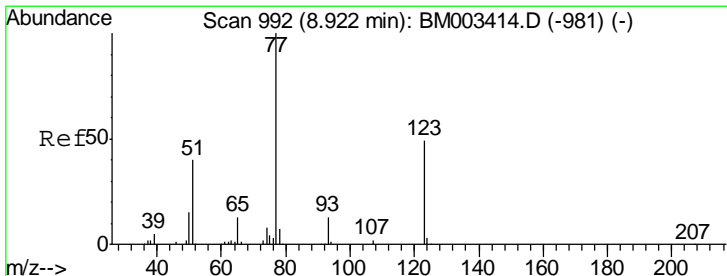
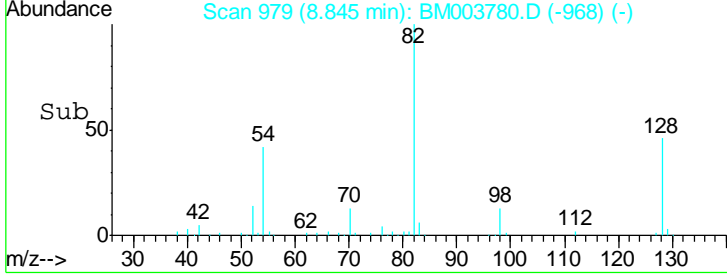
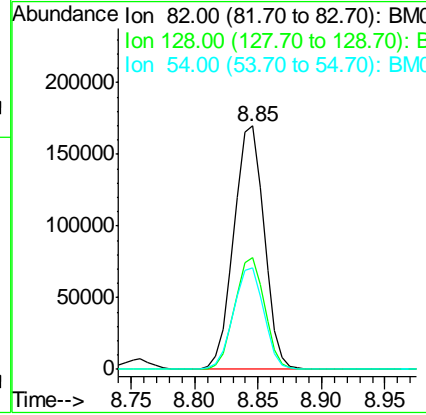
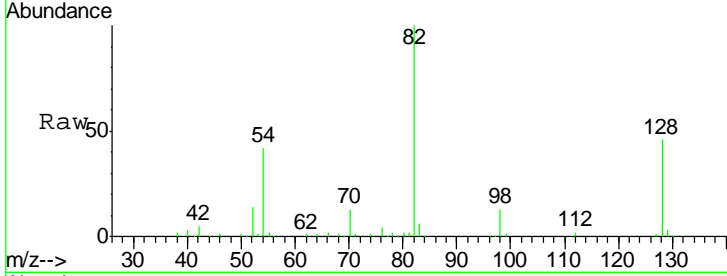




#23
 Nitrobenzene-d5
 Concen: 82.88 ng
 RT: 8.85 min Scan# 979
 Delta R.T. -0.04 min
 Lab File: BM003780.D
 Acq: 24 Dec 2015 16:18

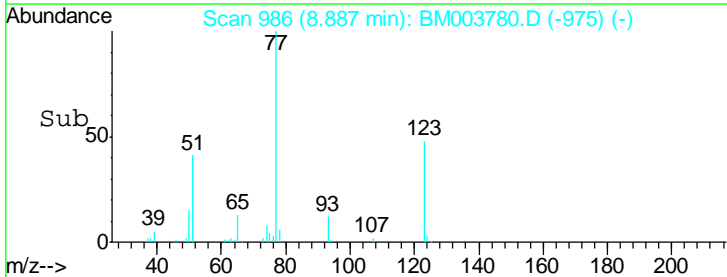
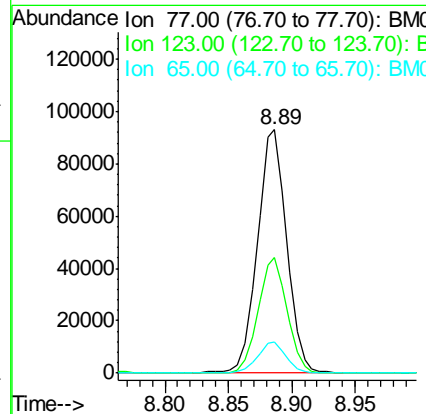
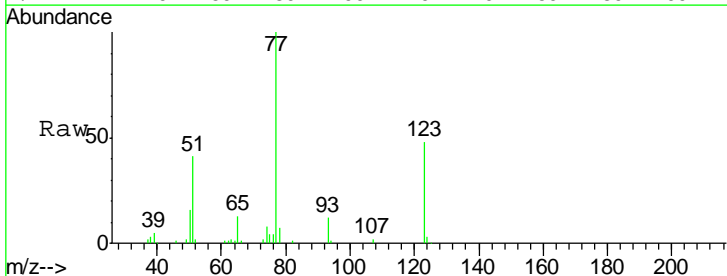
Instrument :
 BNA_M
ClientSampled :
 SSTDCCC040

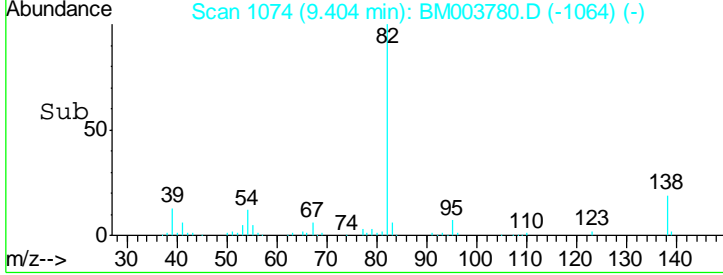
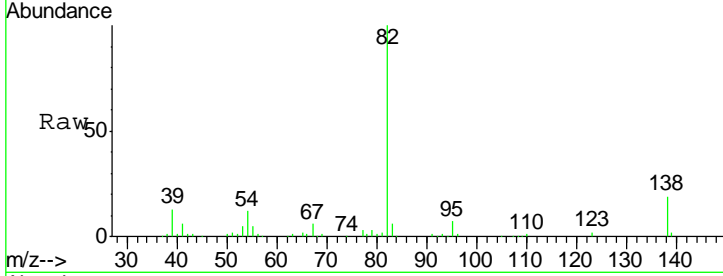
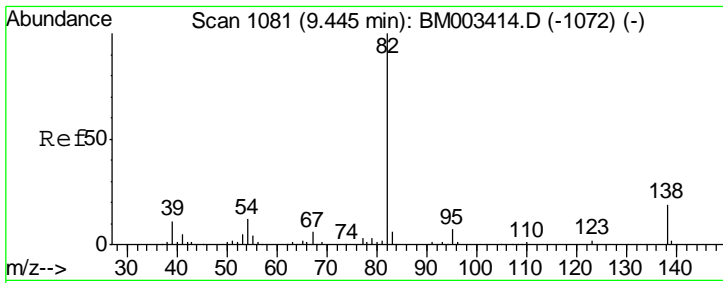
Tgt Ion	Resp	Lower	Upper
82	100		
128	46.0	32.8	49.2
54	41.7	40.6	60.8



#24
 Nitrobenzene
 Concen: 40.79 ng
 RT: 8.89 min Scan# 986
 Delta R.T. -0.04 min
 Lab File: BM003780.D
 Acq: 24 Dec 2015 16:18

Tgt Ion	Resp	Lower	Upper
77	100		
123	47.7	32.6	49.0
65	12.6	10.9	16.3

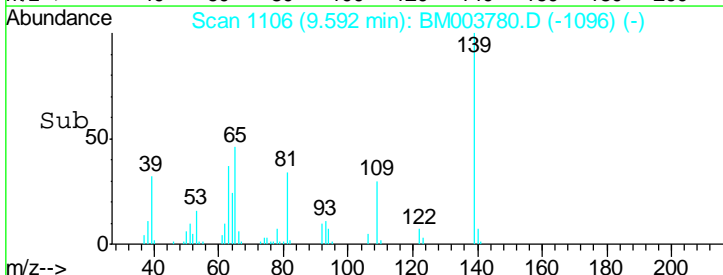
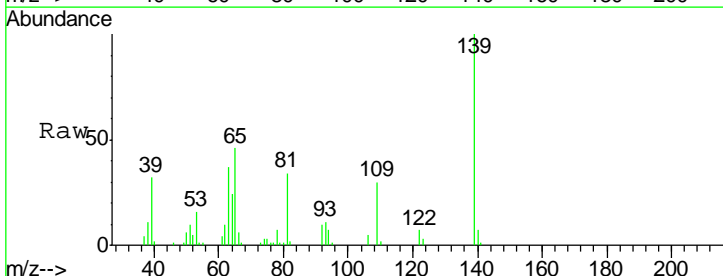
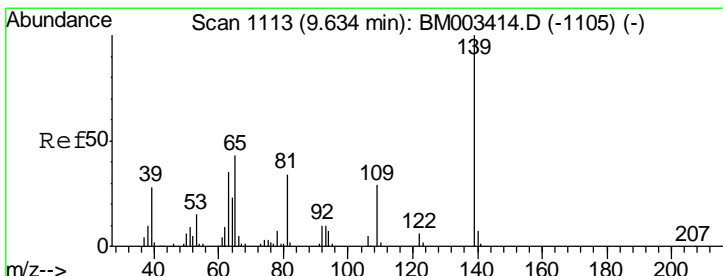
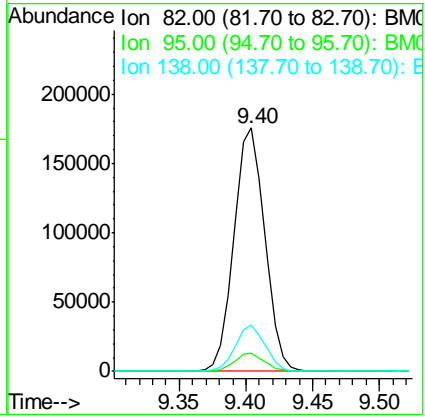




#25
 Isophorone
 Concen: 41.01 ng
 RT: 9.40 min Scan# 1074
 Delta R.T. -0.04 min
 Lab File: BM003780.D
 Acq: 24 Dec 2015 16:18

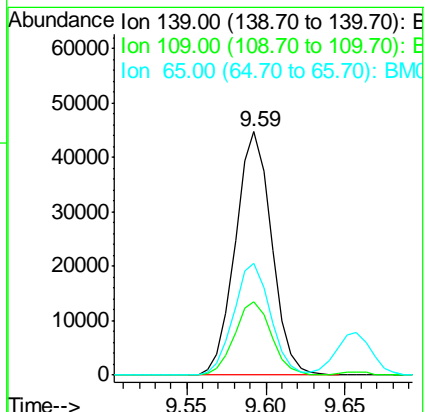
Instrument :
 BNA_M
 ClientSampleId :
 SSTDCCC040

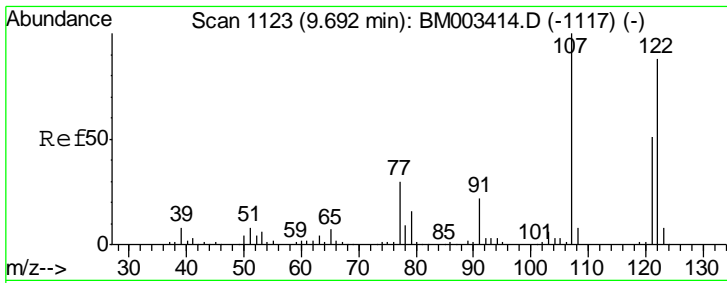
Tgt Ion	Resp	Lower	Upper
82	100		
95	7.4	5.8	8.6
138	18.9	16.3	24.5



#26
 2-Nitrophenol
 Concen: 38.23 ng
 RT: 9.59 min Scan# 1106
 Delta R.T. -0.04 min
 Lab File: BM003780.D
 Acq: 24 Dec 2015 16:18

Tgt Ion	Resp	Lower	Upper
139	100		
109	30.0	20.1	30.1
65	45.9	31.5	47.3

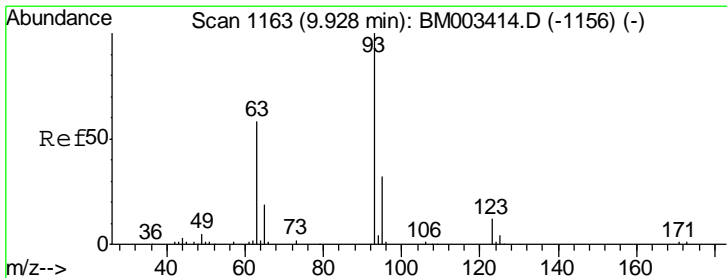
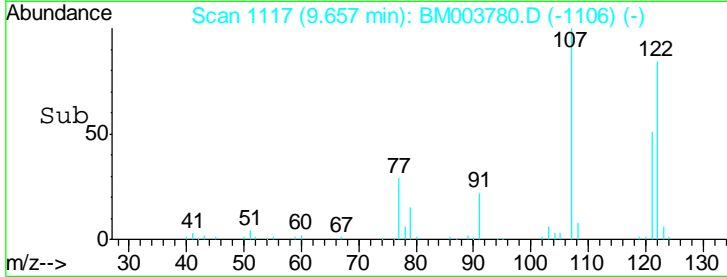
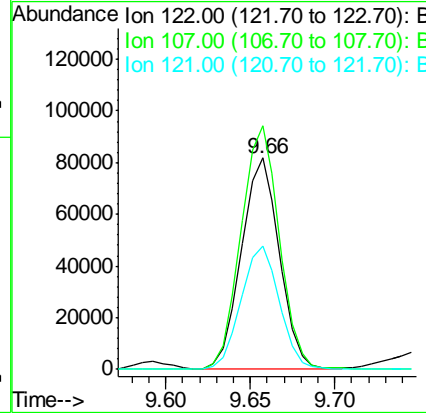
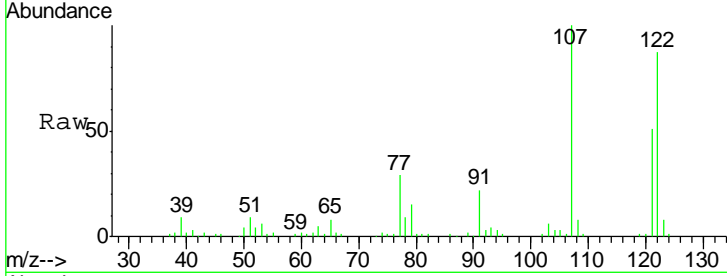




#27
 2,4-Dimethylphenol
 Concen: 39.76 ng
 RT: 9.66 min Scan# 1117
 Delta R.T. -0.04 min
 Lab File: BM003780.D
 Acq: 24 Dec 2015 16:18

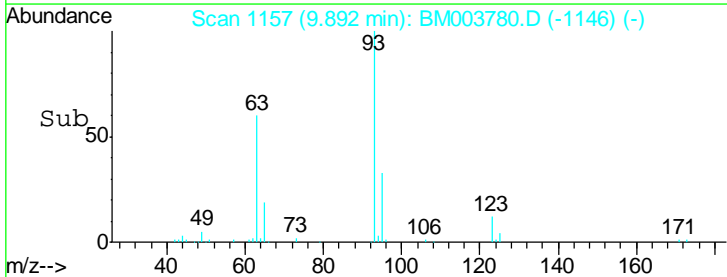
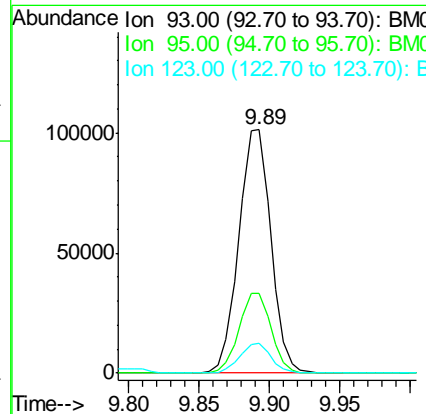
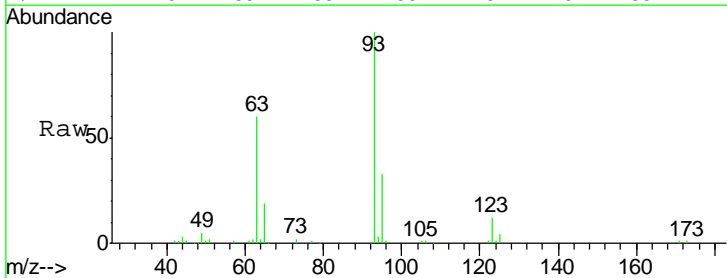
Instrument :
 BNA_M
 ClientSampleId :
 SSTDCCC040

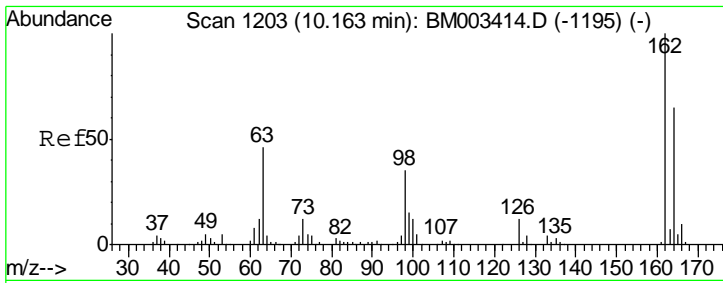
Tgt Ion	Resp	Lower	Upper
122	128799		
107	115.2	84.7	127.1
121	58.5	46.6	69.8



#28
 bis(2-Chloroethoxy)methane
 Concen: 38.95 ng
 RT: 9.89 min Scan# 1157
 Delta R.T. -0.04 min
 Lab File: BM003780.D
 Acq: 24 Dec 2015 16:18

Tgt Ion	Resp	Lower	Upper
93	161045		
95	32.9	25.5	38.3
123	12.1	8.6	13.0

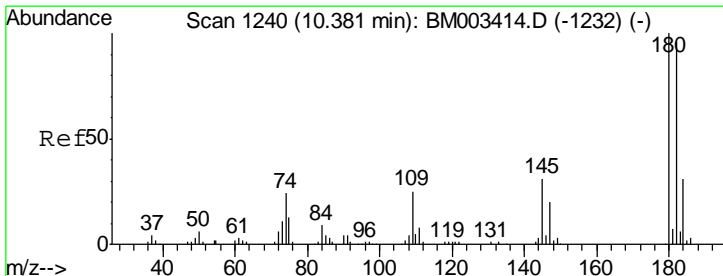
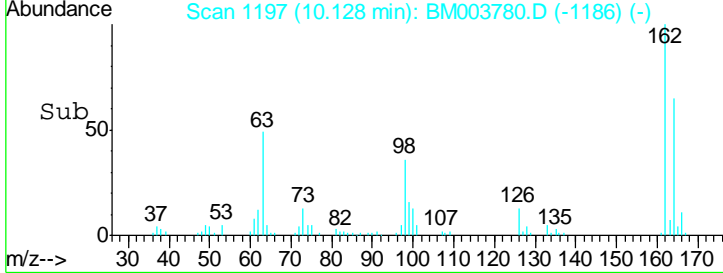
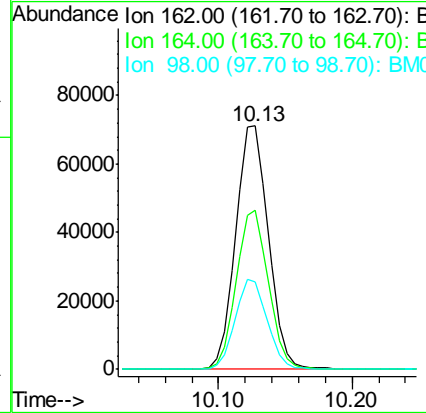
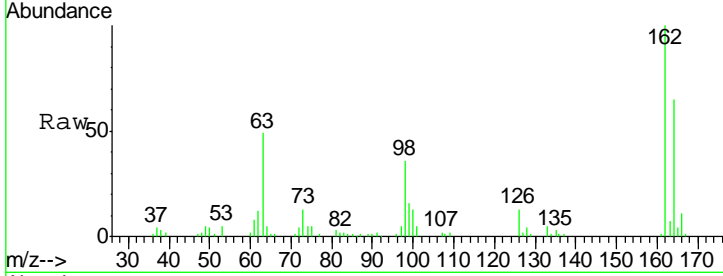




#29
 2,4-Dichlorophenol
 Concen: 39.40 ng
 RT: 10.13 min Scan# 1197
 Delta R.T. -0.04 min
 Lab File: BM003780.D
 Acq: 24 Dec 2015 16:18

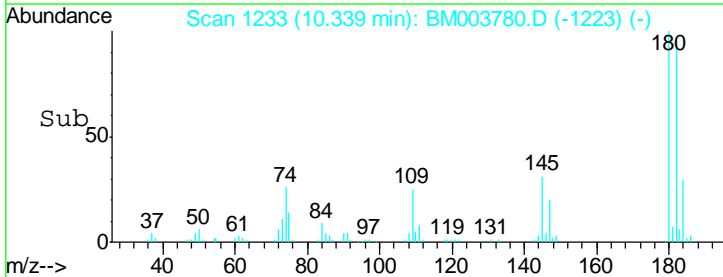
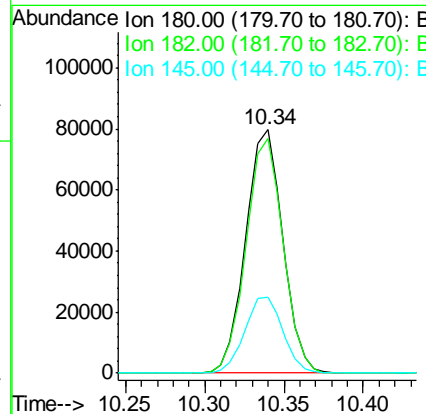
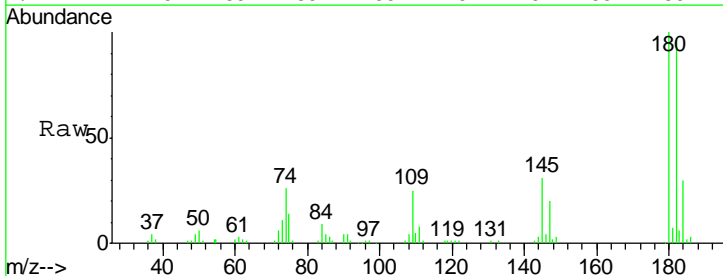
Instrument :
 BNA_M
 ClientSampled :
 SSTDCCC040

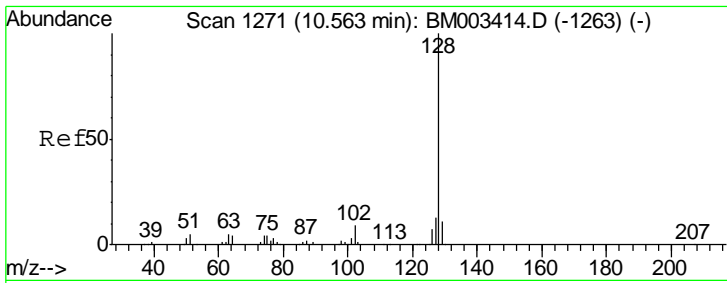
Tgt Ion	Resp	Lower	Upper
162	121566		
164	65.3	42.8	82.8
98	35.9	14.5	54.5



#30
 1,2,4-Trichlorobenzene
 Concen: 37.76 ng
 RT: 10.34 min Scan# 1233
 Delta R.T. -0.04 min
 Lab File: BM003780.D
 Acq: 24 Dec 2015 16:18

Tgt Ion	Resp	Lower	Upper
180	130101		
182	96.5	77.6	116.4
145	31.4	23.4	35.2

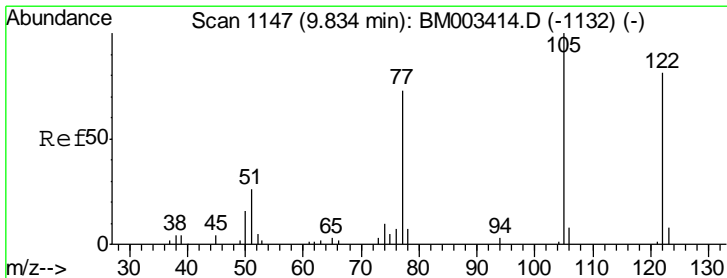
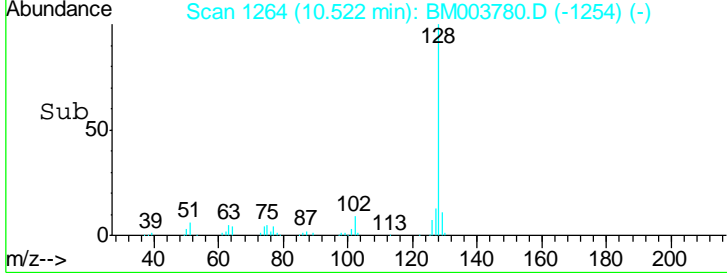
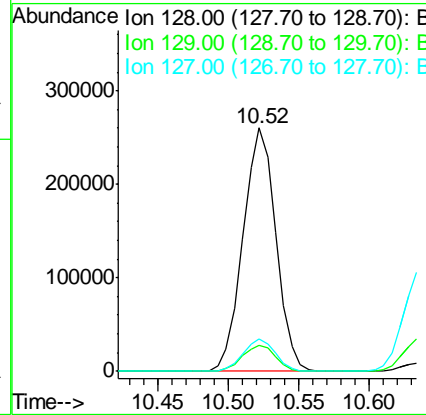
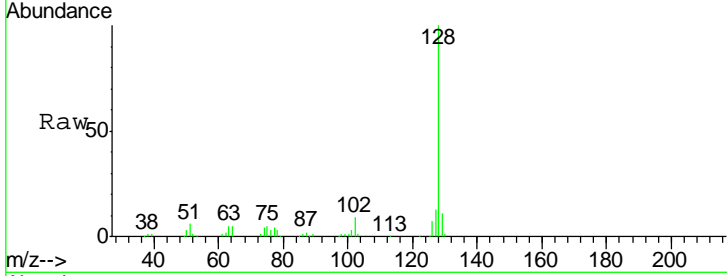




#31
 Naphthalene
 Concen: 38.48 ng
 RT: 10.52 min Scan# 1264
 Delta R.T. -0.04 min
 Lab File: BM003780.D
 Acq: 24 Dec 2015 16:18

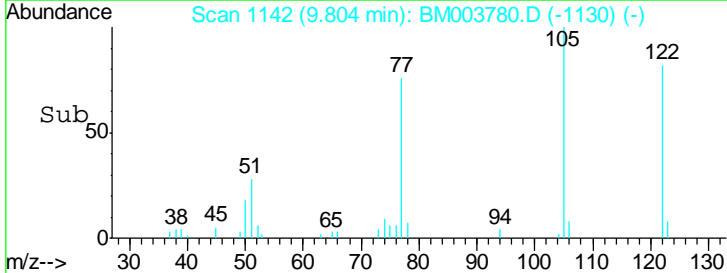
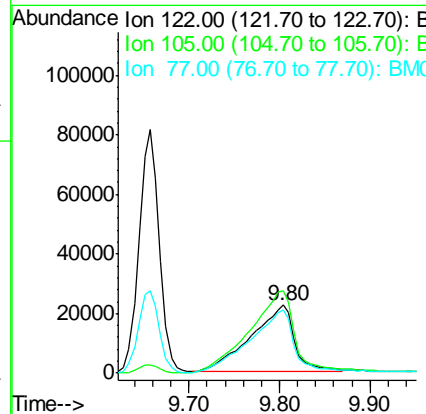
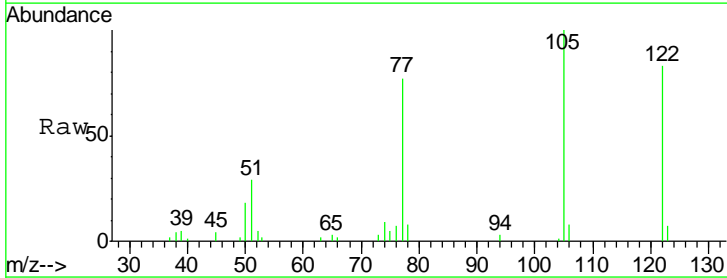
Instrument :
 BNA_M
 ClientSampleId :
 SSTDCCC040

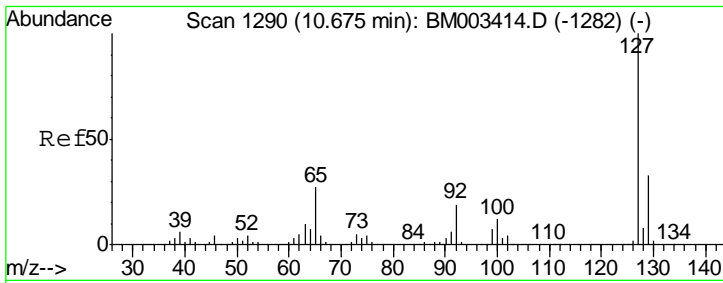
Tgt Ion	Resp	Lower	Upper
128	424755		
129	10.9	8.9	13.3
127	13.1	10.4	15.6



#32
 Benzoic acid
 Concen: 39.72 ng
 RT: 9.80 min Scan# 1142
 Delta R.T. -0.03 min
 Lab File: BM003780.D
 Acq: 24 Dec 2015 16:18

Tgt Ion	Resp	Lower	Upper
122	75491		
105	120.9	99.9	139.9
77	92.7	73.7	113.7

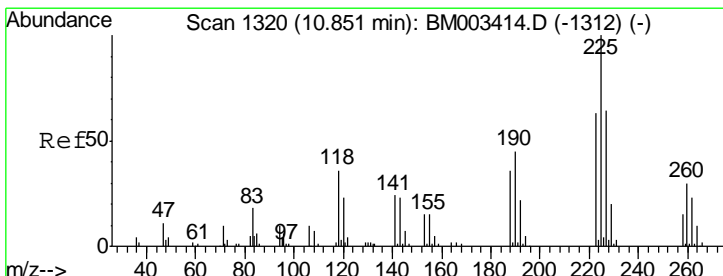
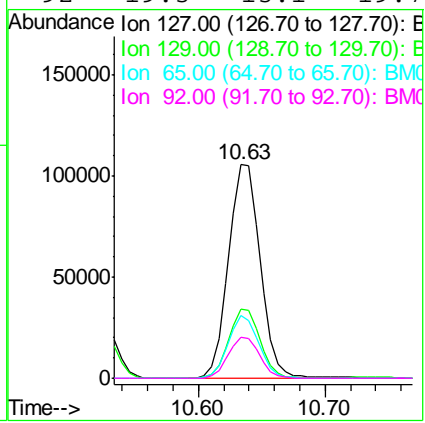
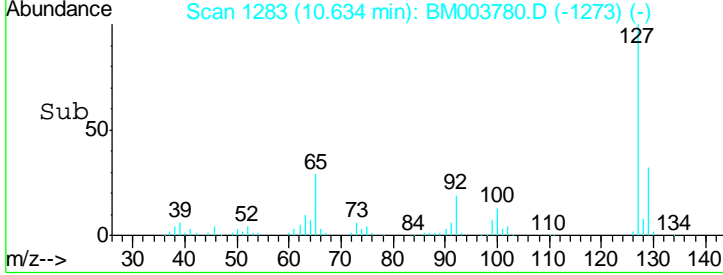
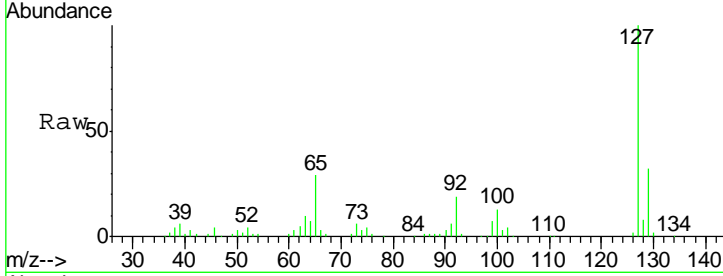




#33
 4-Chloroaniline
 Concen: 40.10 ng
 RT: 10.63 min Scan# 1283
 Delta R.T. -0.04 min
 Lab File: BM003780.D
 Acq: 24 Dec 2015 16:18

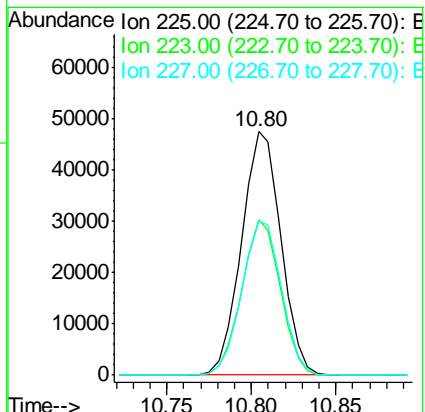
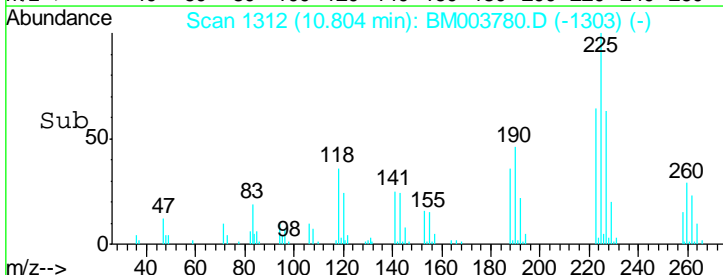
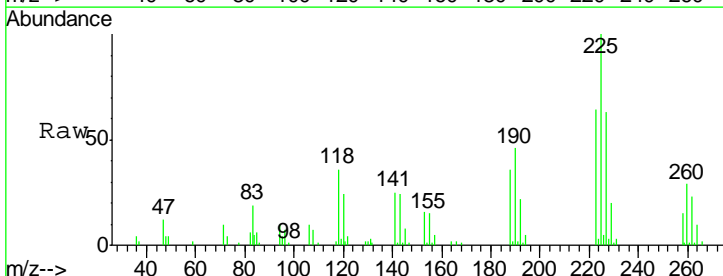
Instrument :
 BNA_M
 ClientSampleID :
 SSTDCCC040

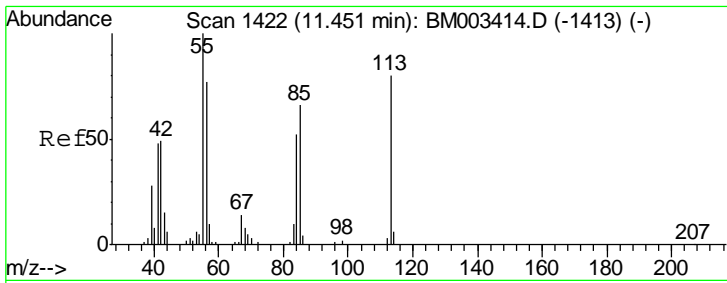
Tgt Ion	Resp	Lower	Upper
127	182722		
129	32.3	25.3	37.9
65	29.2	17.6	26.4
92	19.3	13.1	19.7



#34
 Hexachlorobutadiene
 Concen: 37.80 ng
 RT: 10.80 min Scan# 1312
 Delta R.T. -0.05 min
 Lab File: BM003780.D
 Acq: 24 Dec 2015 16:18

Tgt Ion	Resp	Lower	Upper
225	77224		
223	63.7	47.9	71.9
227	63.5	50.1	75.1

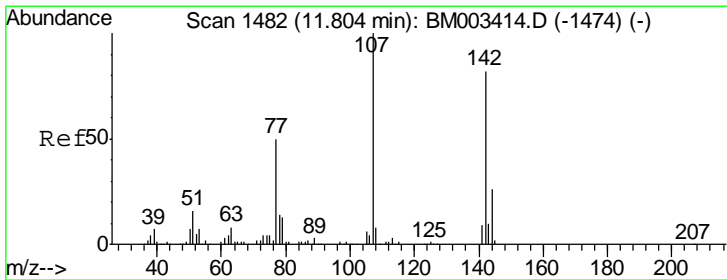
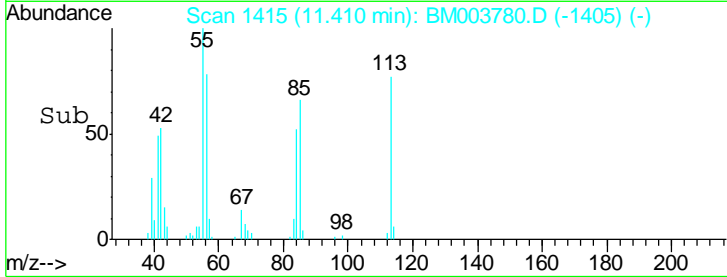
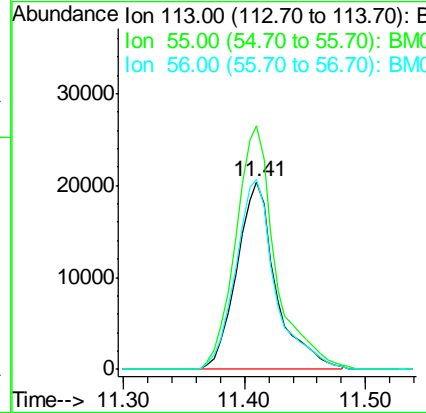
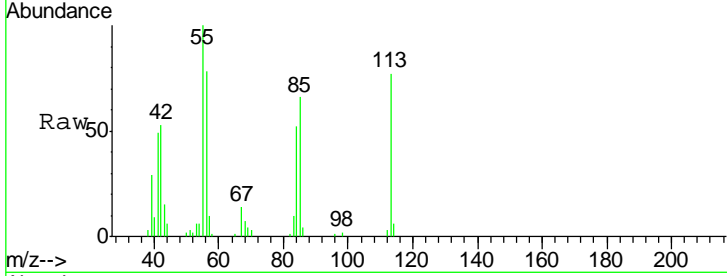




#35
 Caprolactam
 Concen: 45.16 ng
 RT: 11.41 min Scan# 1415
 Delta R.T. -0.04 min
 Lab File: BM003780.D
 Acq: 24 Dec 2015 16:18

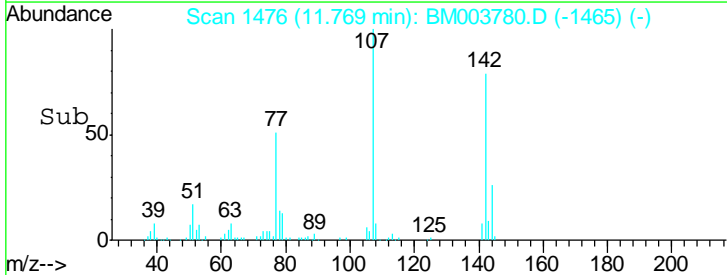
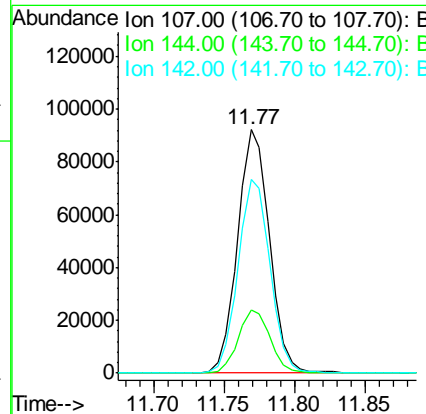
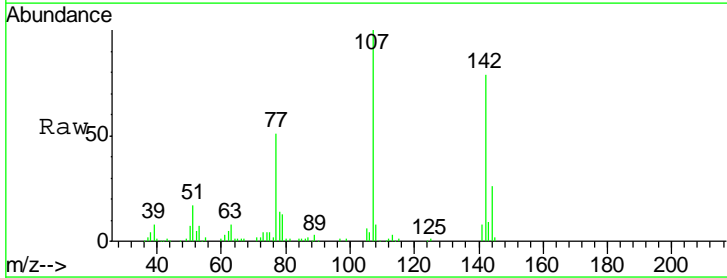
Instrument :
 BNA_M
 ClientSampled :
 SSTDCCC040

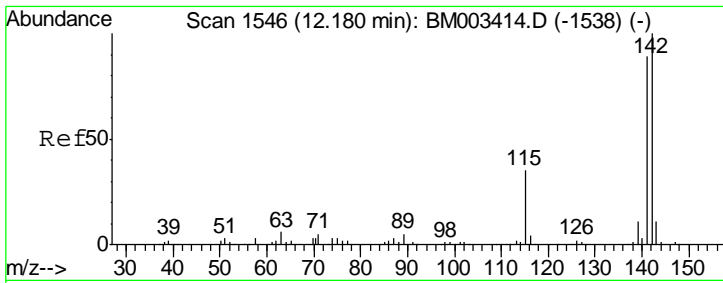
Tgt Ion: 113 Resp: 46070
 Ion Ratio Lower Upper
 113 100
 55 129.7 145.9 185.9#
 56 101.3 101.0 141.0



#36
 4-Chloro-3-methylphenol
 Concen: 41.86 ng
 RT: 11.77 min Scan# 1476
 Delta R.T. -0.04 min
 Lab File: BM003780.D
 Acq: 24 Dec 2015 16:18

Tgt Ion: 107 Resp: 145653
 Ion Ratio Lower Upper
 107 100
 144 25.8 23.3 34.9
 142 79.4 72.6 109.0

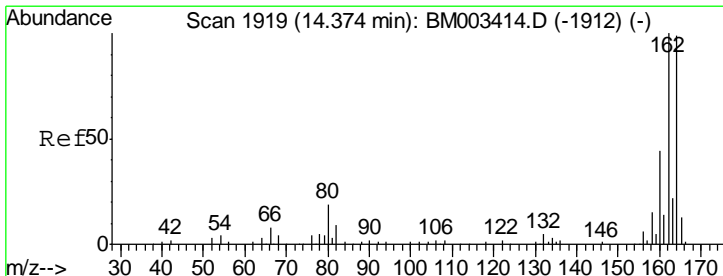
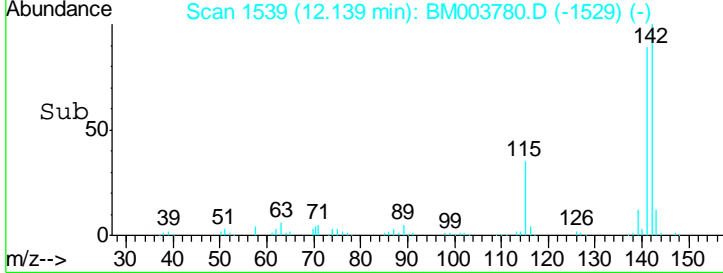
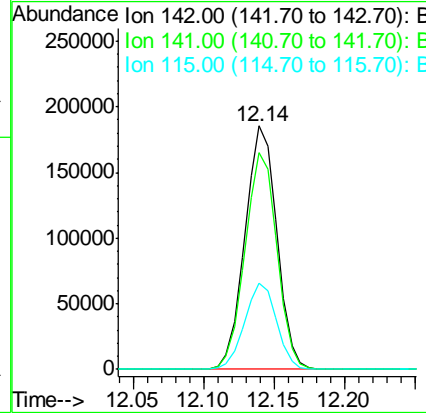
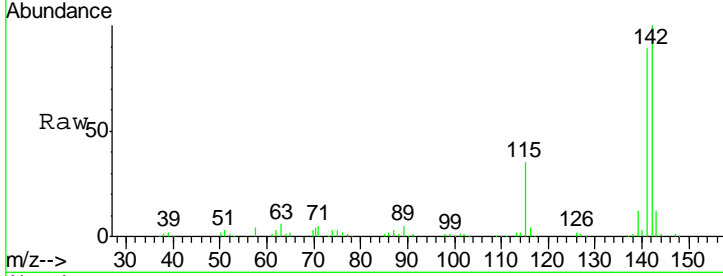




#37
 2-Methylnaphthalene
 Concen: 38.81 ng
 RT: 12.14 min Scan# 1539
 Delta R.T. -0.04 min
 Lab File: BM003780.D
 Acq: 24 Dec 2015 16:18

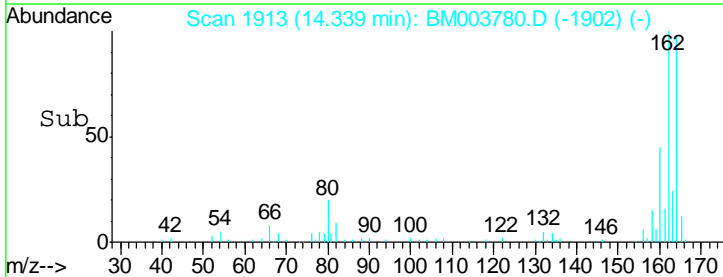
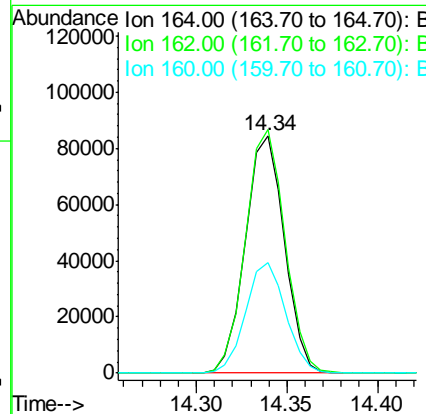
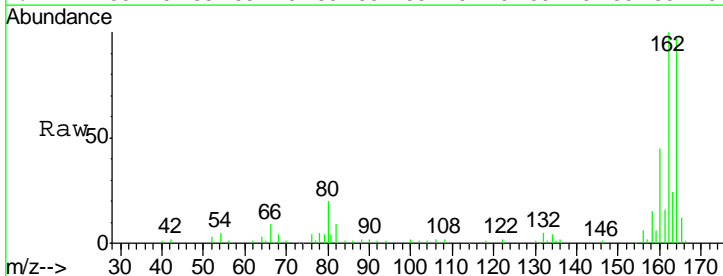
Instrument :
 BNA_M
 ClientSampleID :
 SSTDCCC040

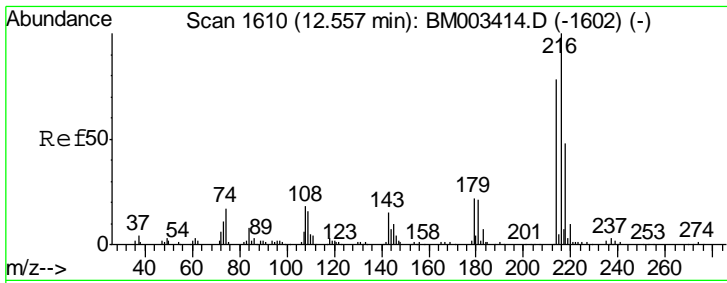
Tgt Ion	Resp	Lower	Upper
142	293813		
141	89.1	71.9	107.9
115	35.4	25.4	38.0



#38
 Acenaphthene-d10
 Concen: 20.00 ng
 RT: 14.34 min Scan# 1913
 Delta R.T. -0.04 min
 Lab File: BM003780.D
 Acq: 24 Dec 2015 16:18

Tgt Ion	Resp	Lower	Upper
164	126344		
162	102.6	82.4	123.6
160	46.3	35.8	53.6

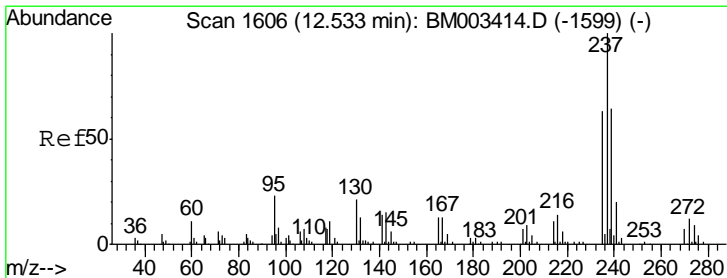
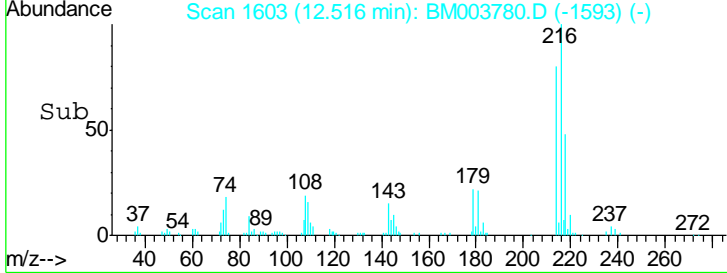
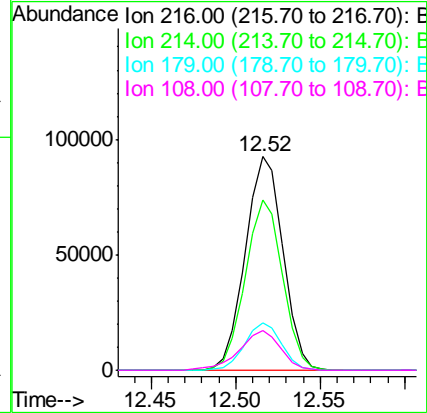
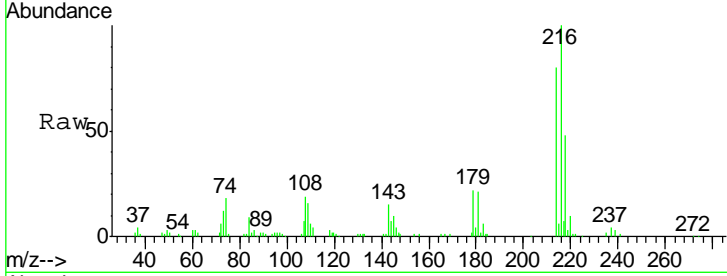




#39
 1,2,4,5-Tetrachlorobenzene
 Concen: 35.43 ng
 RT: 12.52 min Scan# 1603
 Delta R.T. -0.04 min
 Lab File: BM003780.D
 Acq: 24 Dec 2015 16:18

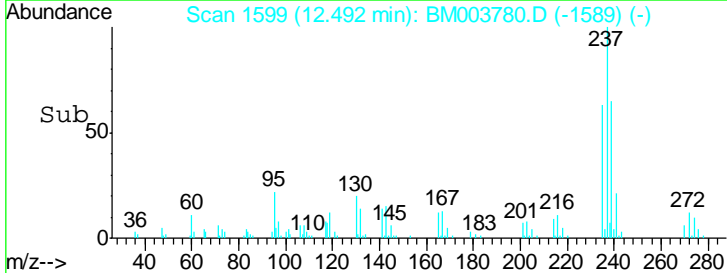
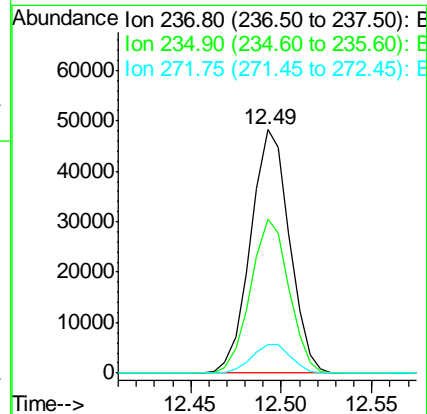
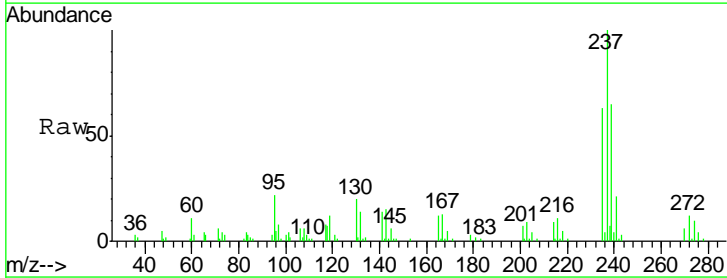
Instrument :
 BNA_M
 ClientSampled :
 SSTDCCC040

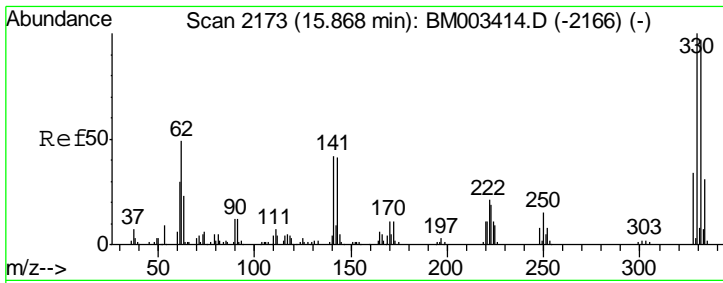
Tgt Ion	Resp	Lower	Upper
216	143900		
214	78.8	0.0	0.0#
179	21.8	0.0	0.0#
108	20.0	0.0	0.0#



#40
 Hexachlorocyclopentadiene
 Concen: 31.65 ng
 RT: 12.49 min Scan# 1599
 Delta R.T. -0.04 min
 Lab File: BM003780.D
 Acq: 24 Dec 2015 16:18

Tgt Ion	Resp	Lower	Upper
237	71697		
235	63.2	42.0	82.0
272	11.7	0.0	33.4

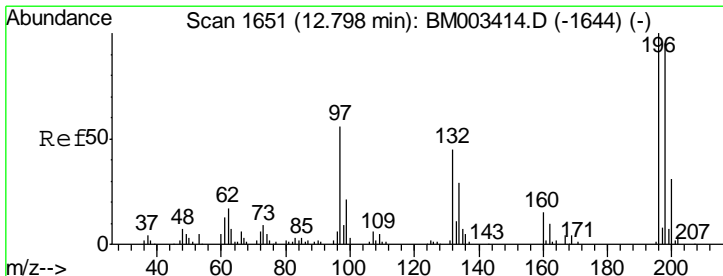
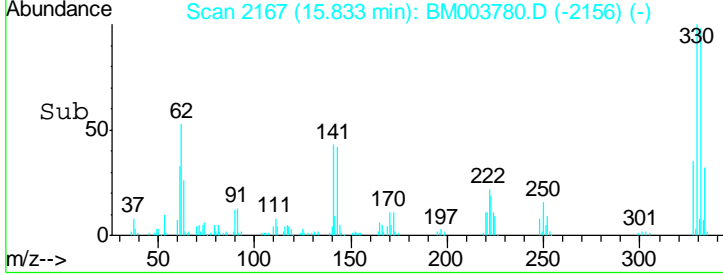
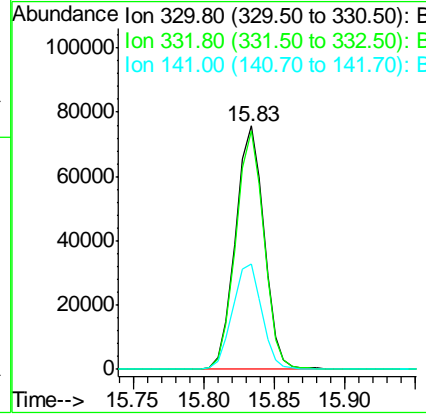
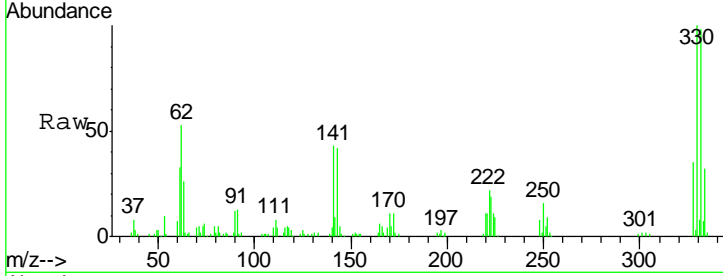




#41
 2,4,6-Tribromophenol
 Concen: 85.10 ng
 RT: 15.83 min Scan# 2167
 Delta R.T. -0.04 min
 Lab File: BM003780.D
 Acq: 24 Dec 2015 16:18

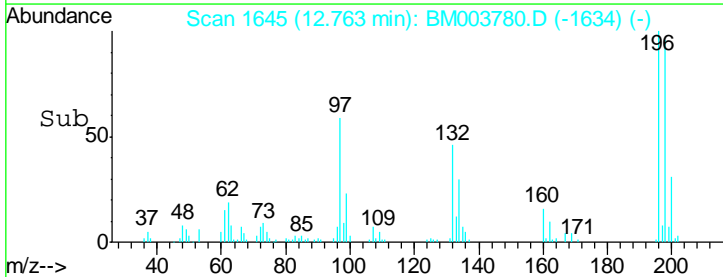
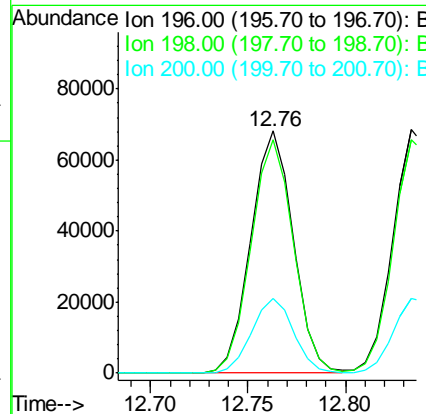
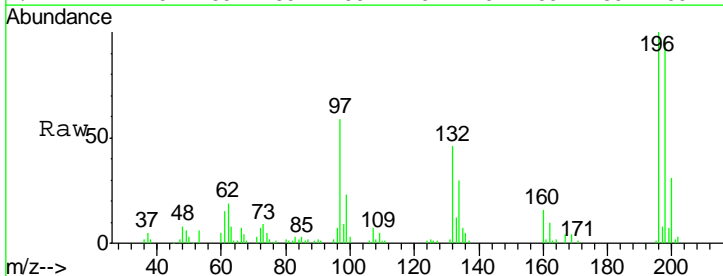
Instrument :
 BNA_M
ClientSampleId :
 SSTDCCC040

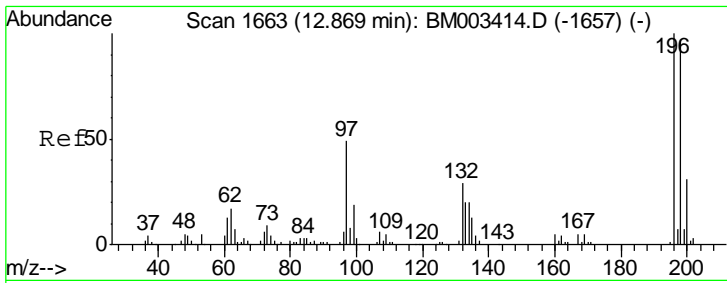
Tgt Ion	Resp	Lower	Upper
330	107383		
332	96.2	0.0	0.0#
141	43.9	0.0	0.0#



#42
 2,4,6-Trichlorophenol
 Concen: 38.68 ng
 RT: 12.76 min Scan# 1645
 Delta R.T. -0.04 min
 Lab File: BM003780.D
 Acq: 24 Dec 2015 16:18

Tgt Ion	Resp	Lower	Upper
196	102485		
198	96.3	76.3	114.5
200	30.6	25.6	38.4

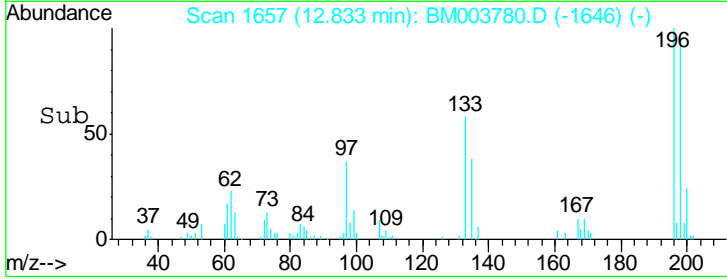
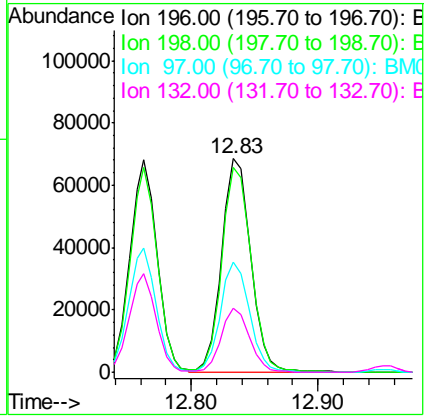
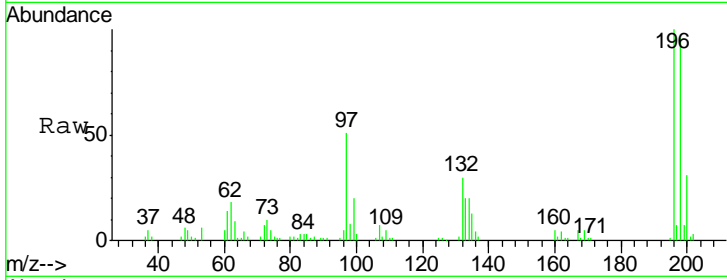




#43
 2,4,5-Trichlorophenol
 Concen: 39.40 ng
 RT: 12.83 min Scan# 1657
 Delta R.T. -0.04 min
 Lab File: BM003780.D
 Acq: 24 Dec 2015 16:18

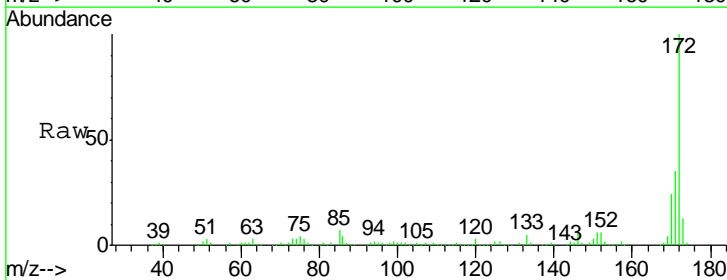
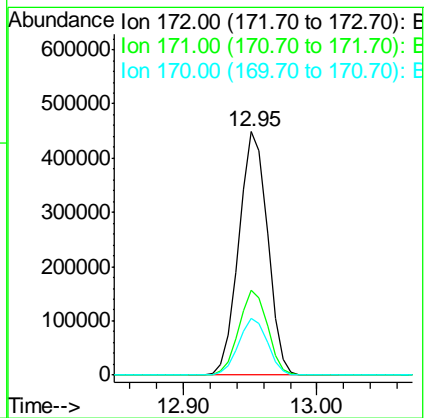
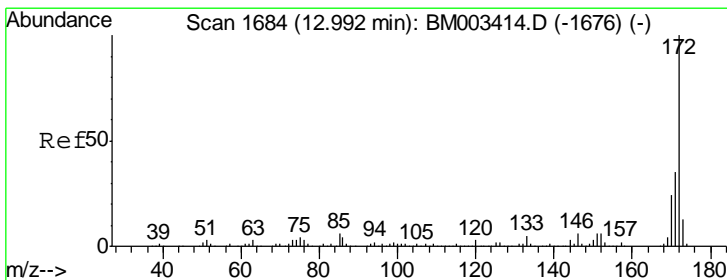
Instrument :
 BNA_M
 ClientSampleID :
 SSTDCCC040

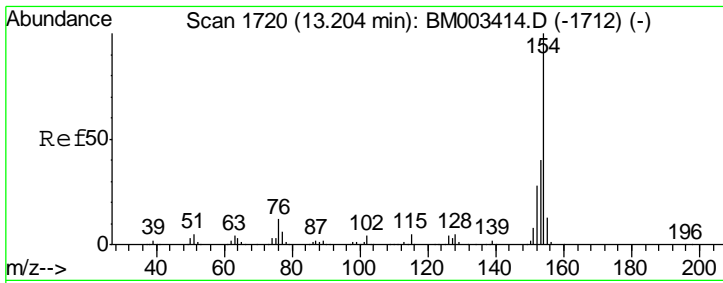
Tgt Ion	Resp	Lower	Upper
196	109699		
198	96.0	79.4	119.0
97	51.5	26.8	40.2#
132	30.2	18.6	28.0#



#44
 2-Fluorobiphenyl
 Concen: 72.23 ng
 RT: 12.95 min Scan# 1677
 Delta R.T. -0.04 min
 Lab File: BM003780.D
 Acq: 24 Dec 2015 16:18

Tgt Ion	Resp	Lower	Upper
172	669833		
171	34.9	28.5	42.7
170	23.5	18.8	28.2

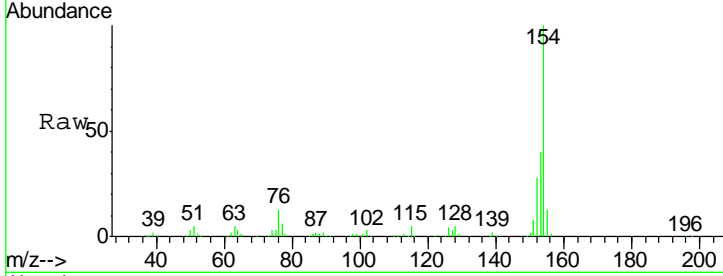




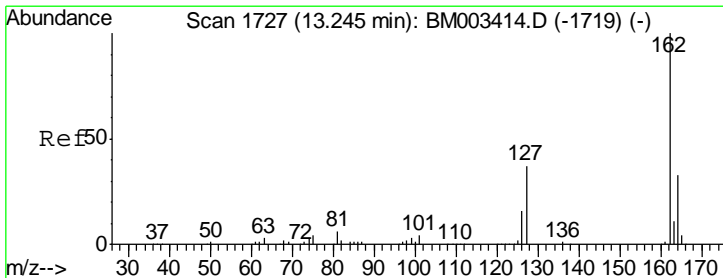
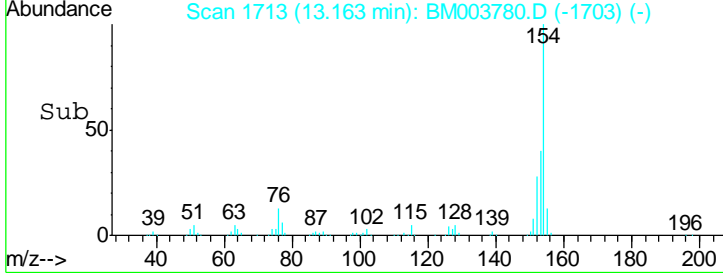
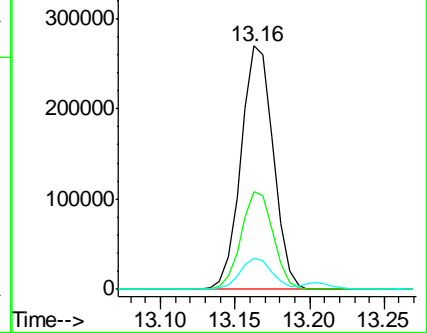
#45
 1,1'-Biphenyl
 Concen: 36.05 ng
 RT: 13.16 min Scan# 1713
 Delta R.T. -0.04 min
 Lab File: BM003780.D
 Acq: 24 Dec 2015 16:18

Instrument :
 BNA_M
 ClientSampleId :
 SSTDCCC040

Tgt Ion	Resp	Lower	Upper
154	403861		
153	39.9	20.7	60.7
76	12.9	0.0	30.9

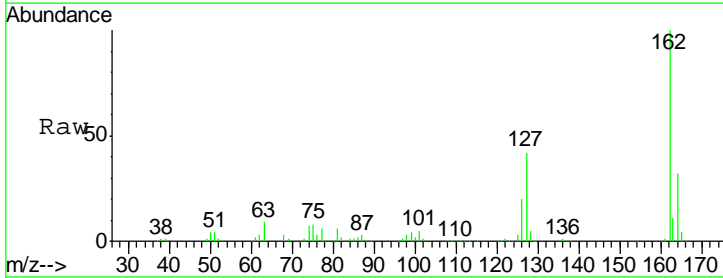


Abundance Ion 154.00 (153.70 to 154.70): E
 Ion 153.00 (152.70 to 153.70): E
 Ion 76.00 (75.70 to 76.70): B


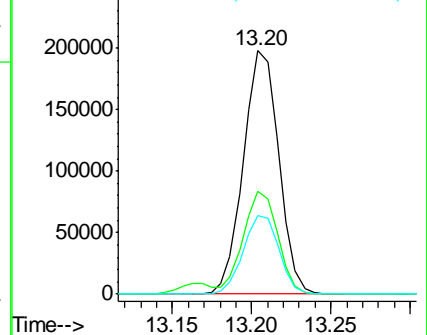


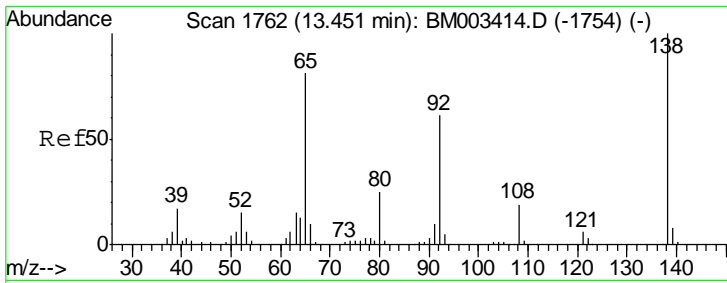
#46
 2-Chloronaphthalene
 Concen: 37.33 ng
 RT: 13.20 min Scan# 1720
 Delta R.T. -0.04 min
 Lab File: BM003780.D
 Acq: 24 Dec 2015 16:18

Tgt Ion	Resp	Lower	Upper
162	307175		
127	42.1	26.9	40.3#
164	32.2	26.8	40.2



Abundance Ion 162.00 (161.70 to 162.70): E
 Ion 127.00 (126.70 to 127.70): E
 Ion 164.00 (163.70 to 164.70): E

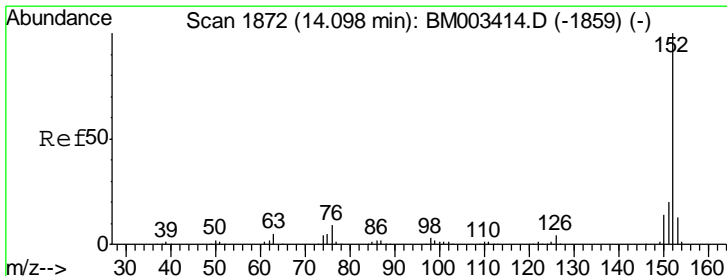
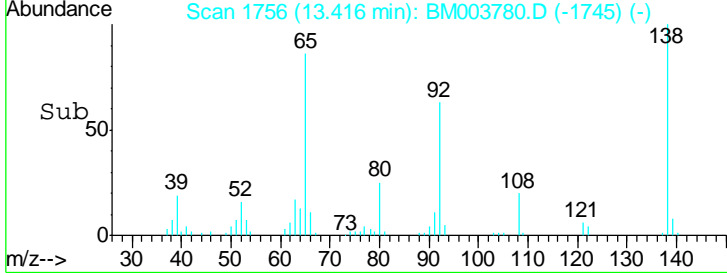
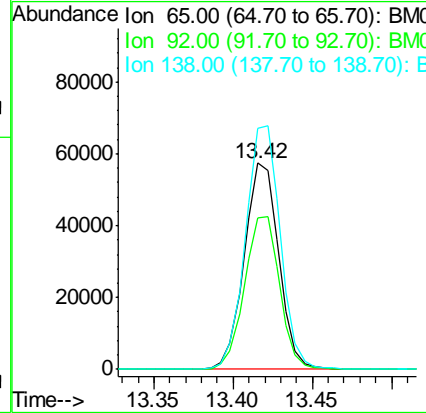
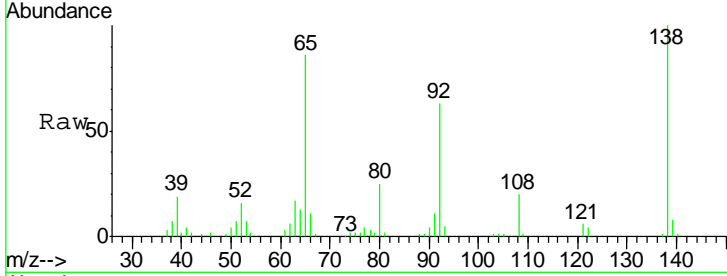




#47
 2-Nitroaniline
 Concen: 42.53 ng
 RT: 13.42 min Scan# 1756
 Delta R.T. -0.03 min
 Lab File: BM003780.D
 Acq: 24 Dec 2015 16:18

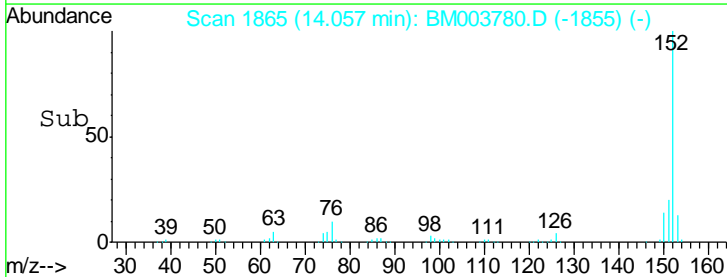
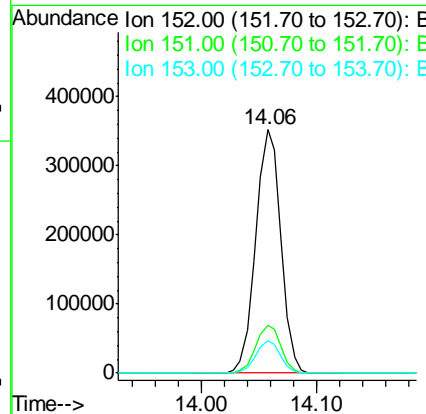
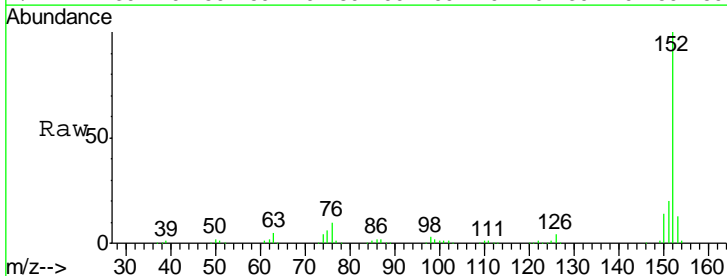
Instrument :
 BNA_M
 ClientSampleId :
 SSTDCCC040

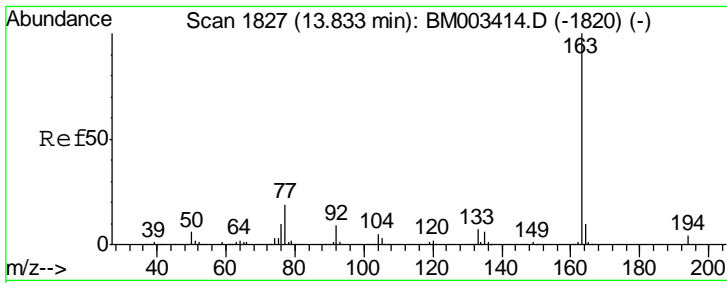
Tgt Ion	Resp	Lower	Upper
65	100		
92	73.7	59.1	88.7
138	116.7	93.9	140.9



#48
 Acenaphthylene
 Concen: 39.00 ng
 RT: 14.06 min Scan# 1865
 Delta R.T. -0.04 min
 Lab File: BM003780.D
 Acq: 24 Dec 2015 16:18

Tgt Ion	Resp	Lower	Upper
152	100		
151	19.6	15.9	23.9
153	13.1	10.6	16.0

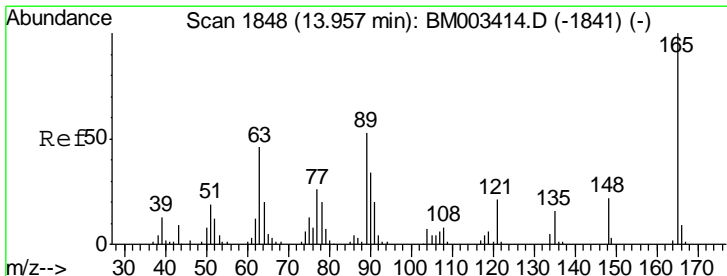
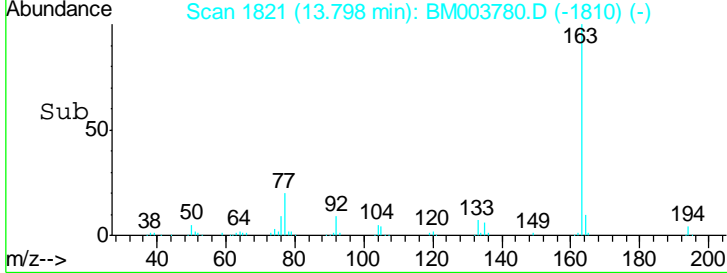
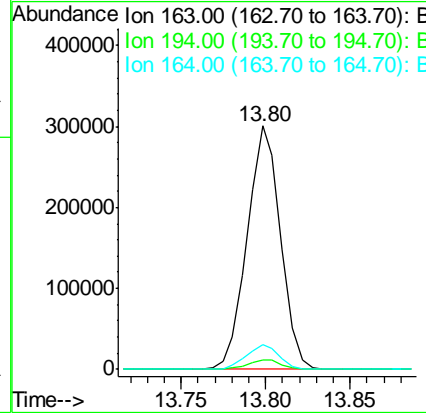
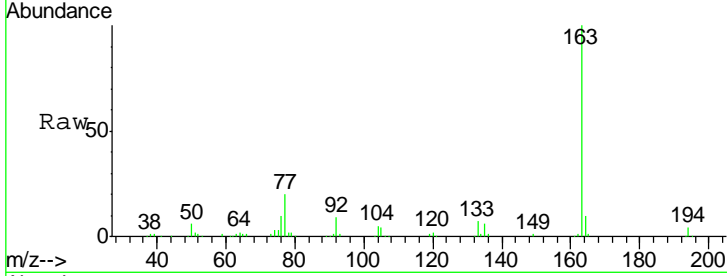




#49
 Dimethylphthalate
 Concen: 39.60 ng
 RT: 13.80 min Scan# 1821
 Delta R.T. -0.04 min
 Lab File: BM003780.D
 Acq: 24 Dec 2015 16:18

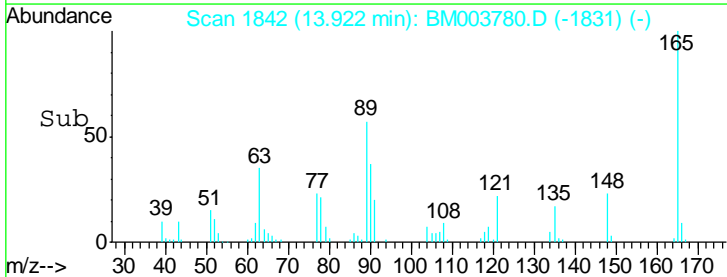
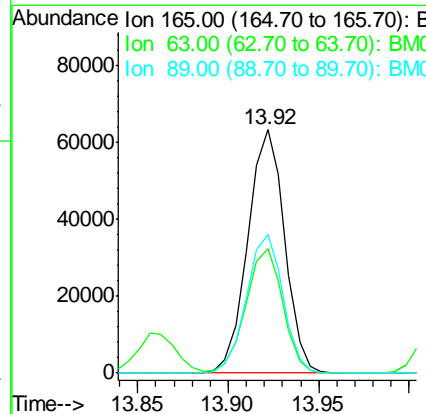
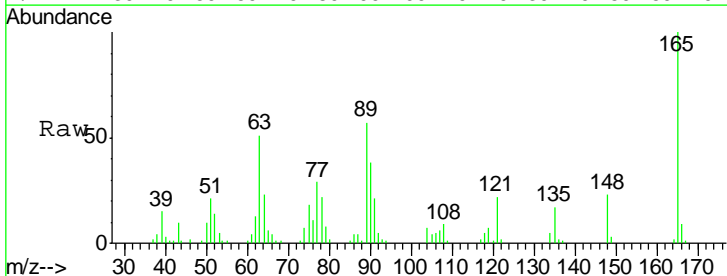
Instrument :
 BNA_M
 ClientSampleId :
 SSTDCCC040

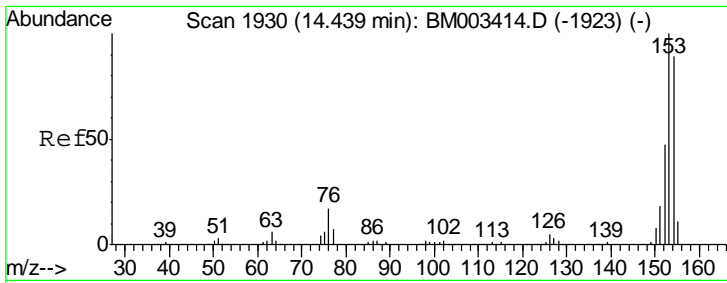
Tgt Ion	Resp	Lower	Upper
163	412327		
194	4.0	2.7	4.1
164	10.1	8.2	12.2



#50
 2,6-Dinitrotoluene
 Concen: 41.09 ng
 RT: 13.92 min Scan# 1842
 Delta R.T. -0.04 min
 Lab File: BM003780.D
 Acq: 24 Dec 2015 16:18

Tgt Ion	Resp	Lower	Upper
165	89254		
63	51.3	44.1	66.1
89	56.8	44.3	66.5





#51

Acenaphthene

Concen: 38.50 ng

RT: 14.40 min Scan# 1924

Delta R.T. -0.04 min

Lab File: BM003780.D

Acq: 24 Dec 2015 16:18

Instrument :

BNA_M

ClientSampleId :

SSTDCCC040

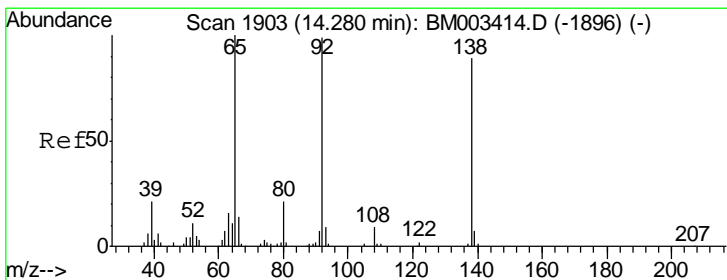
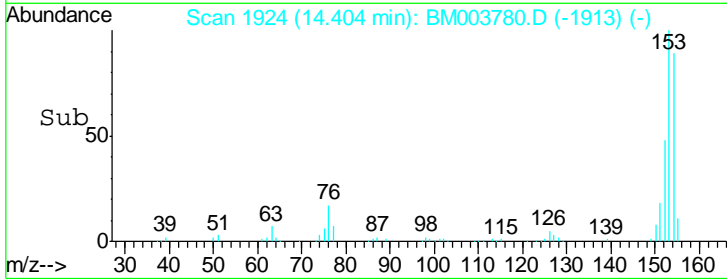
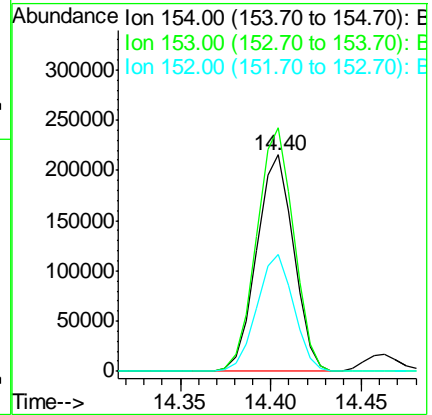
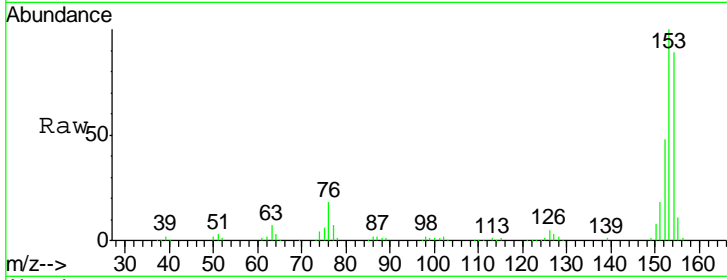
Tgt Ion:154 Resp: 306093

Ion Ratio Lower Upper

154 100

153 112.6 90.0 135.0

152 53.8 42.6 63.8



#52

3-Nitroaniline

Concen: 44.32 ng

RT: 14.25 min Scan# 1898

Delta R.T. -0.03 min

Lab File: BM003780.D

Acq: 24 Dec 2015 16:18

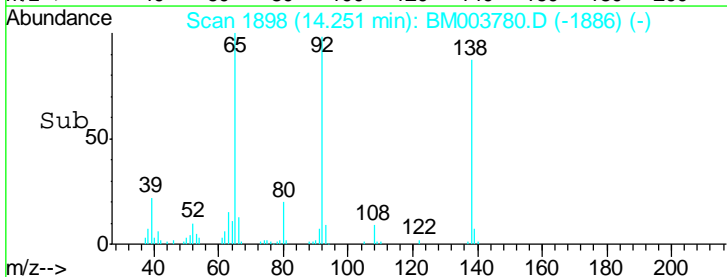
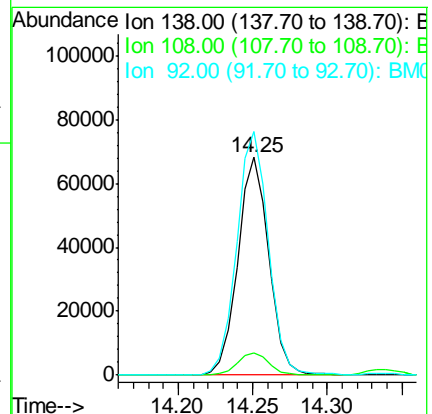
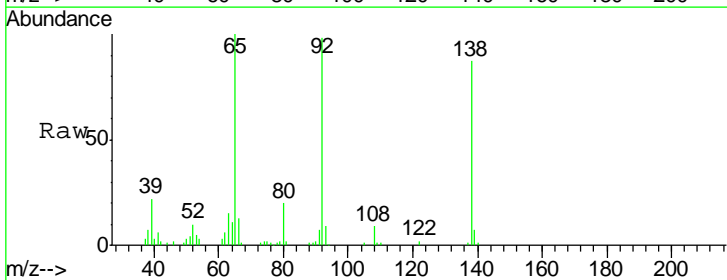
Tgt Ion:138 Resp: 98533

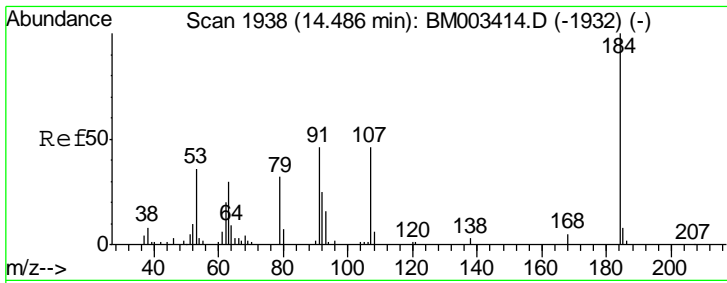
Ion Ratio Lower Upper

138 100

108 10.1 7.3 10.9

92 111.8 76.6 114.8

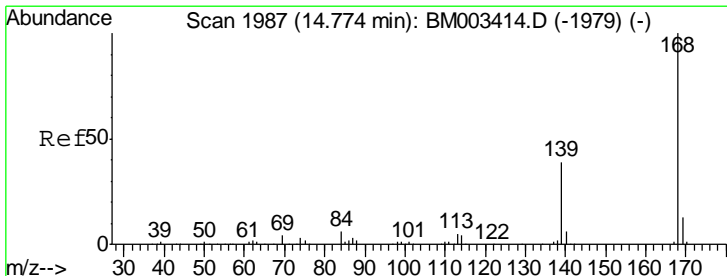
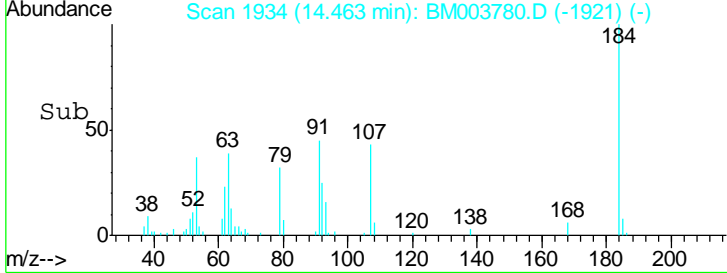
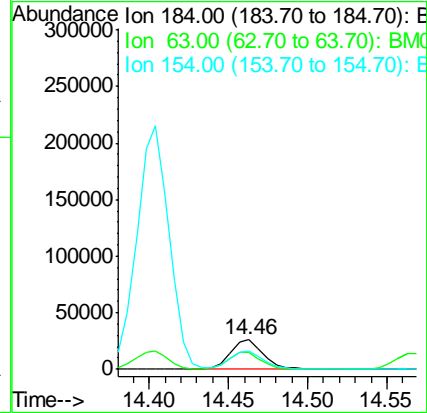
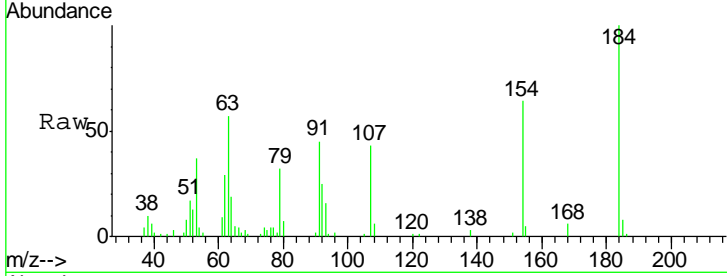




#53
 2,4-Dinitrophenol
 Concen: 34.68 ng
 RT: 14.46 min Scan# 1934
 Delta R.T. -0.02 min
 Lab File: BM003780.D
 Acq: 24 Dec 2015 16:18

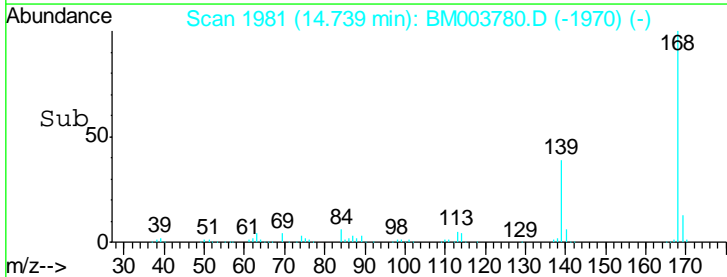
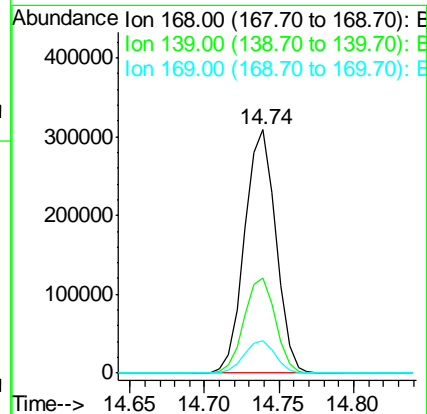
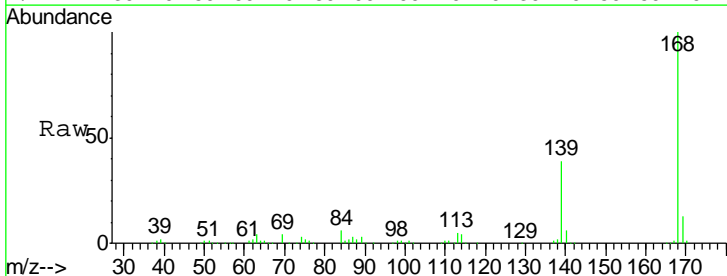
Instrument :
 BNA_M
 ClientSampleId :
 SSTDCCC040

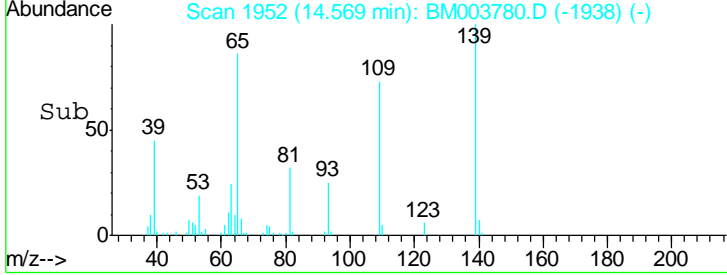
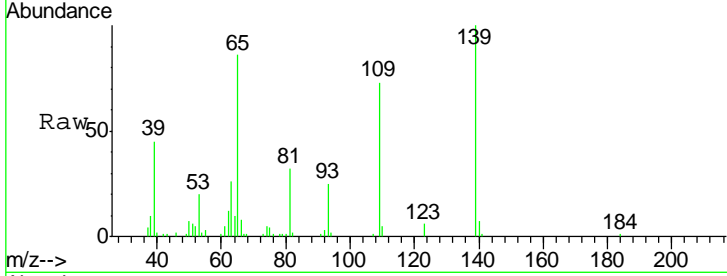
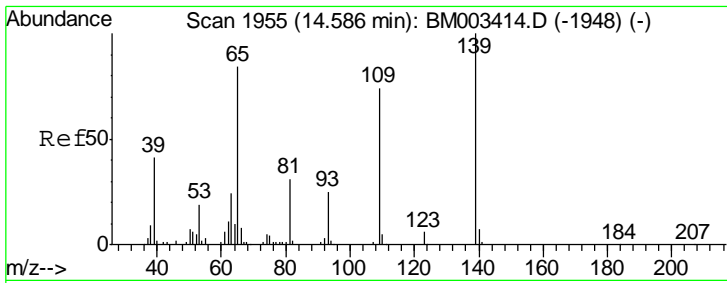
Tgt Ion	Resp	Lower	Upper
184	37392		
63	57.2	69.2	103.8#
154	64.5	53.3	79.9



#54
 Dibenzofuran
 Concen: 38.97 ng
 RT: 14.74 min Scan# 1981
 Delta R.T. -0.04 min
 Lab File: BM003780.D
 Acq: 24 Dec 2015 16:18

Tgt Ion	Resp	Lower	Upper
168	447511		
139	38.8	27.3	40.9
169	13.4	10.6	16.0

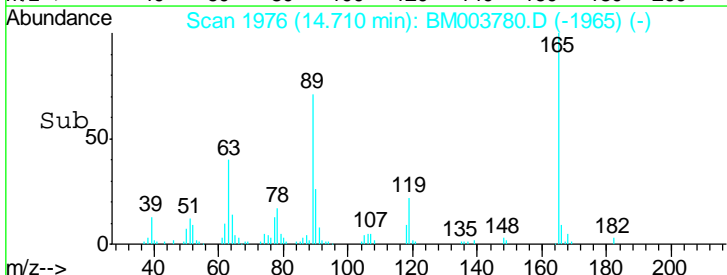
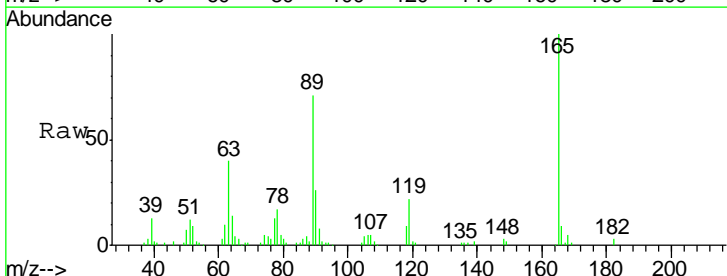
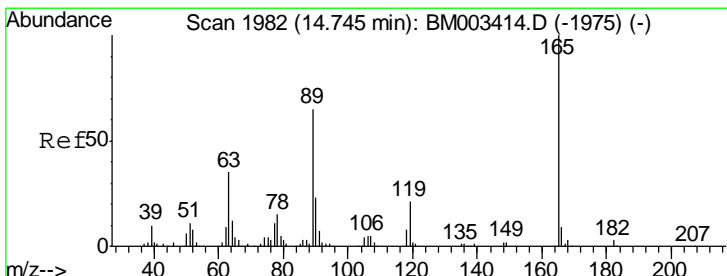
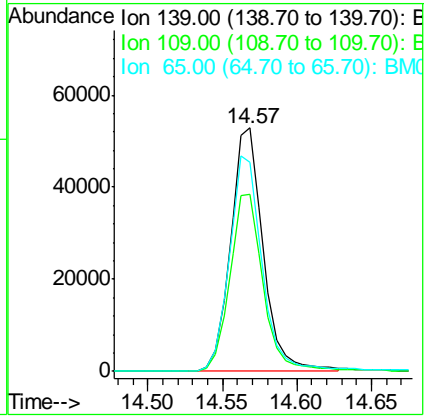




#55
 4-Nitrophenol
 Concen: 43.84 ng
 RT: 14.57 min Scan# 1952
 Delta R.T. -0.02 min
 Lab File: BM003780.D
 Acq: 24 Dec 2015 16:18

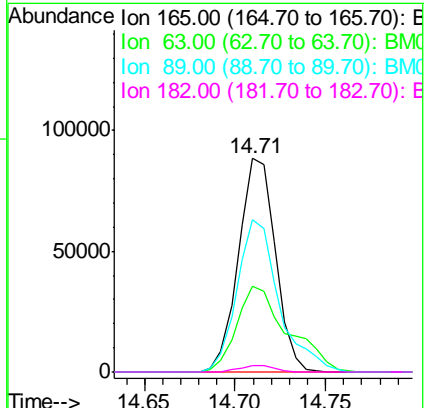
Instrument :
 BNA_M
 ClientSampleId :
 SSTDCCC040

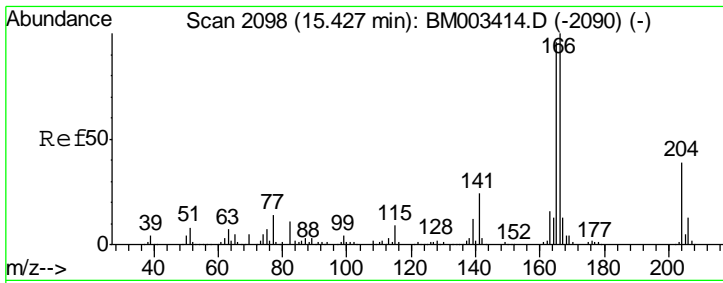
Tgt Ion	Resp	Lower	Upper
139	100		
109	72.8	37.7	77.7
65	86.1	49.9	89.9



#56
 2,4-Dinitrotoluene
 Concen: 44.47 ng
 RT: 14.71 min Scan# 1976
 Delta R.T. -0.04 min
 Lab File: BM003780.D
 Acq: 24 Dec 2015 16:18

Tgt Ion	Resp	Lower	Upper
165	100		
63	40.1	52.4	78.6#
89	71.2	72.4	108.6#
182	2.7	2.0	3.0

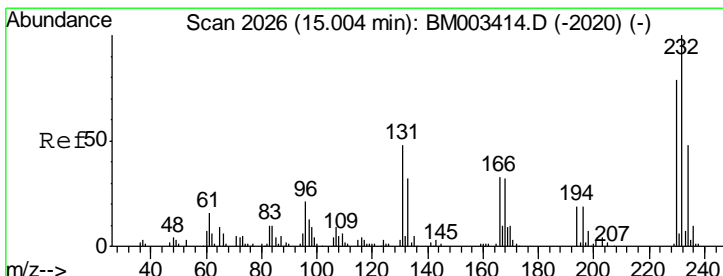
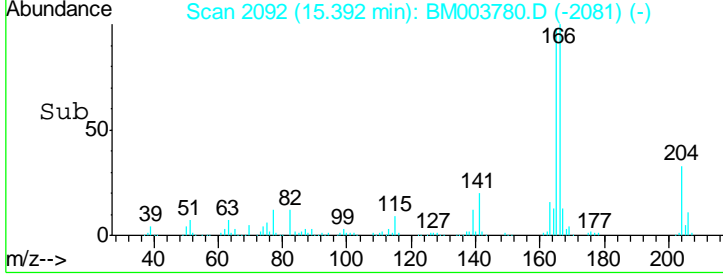
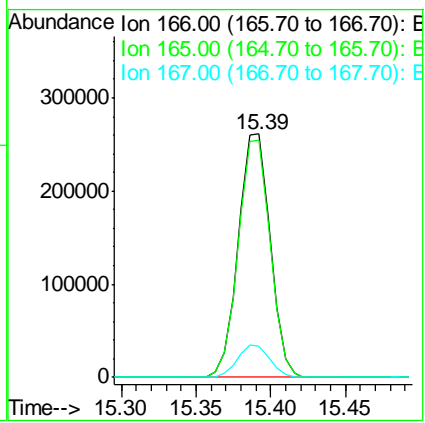
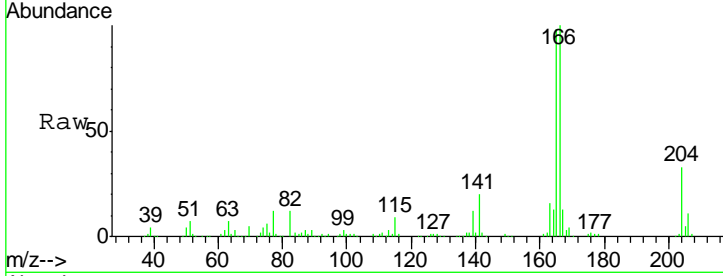




#57
 Fluorene
 Concen: 40.70 ng
 RT: 15.39 min Scan# 2092
 Delta R.T. -0.04 min
 Lab File: BM003780.D
 Acq: 24 Dec 2015 16:18

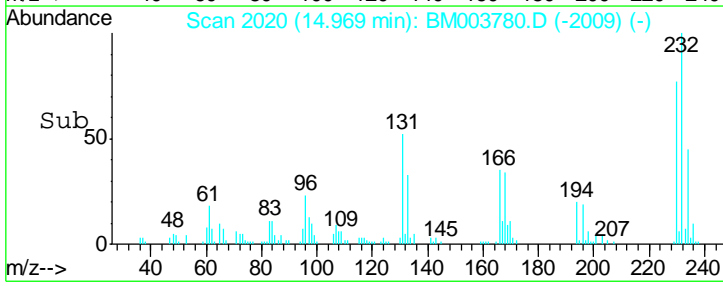
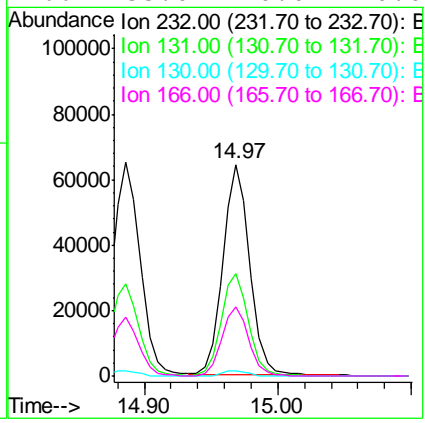
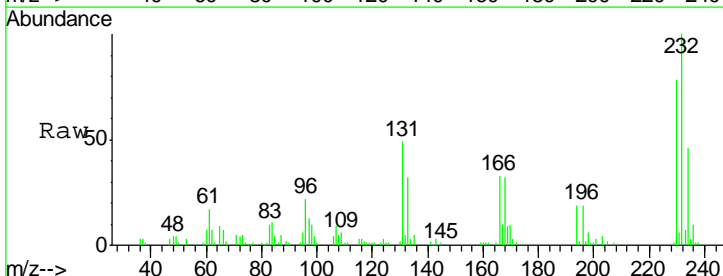
Instrument :
 BNA_M
 ClientSampleId :
 SSTDCCC040

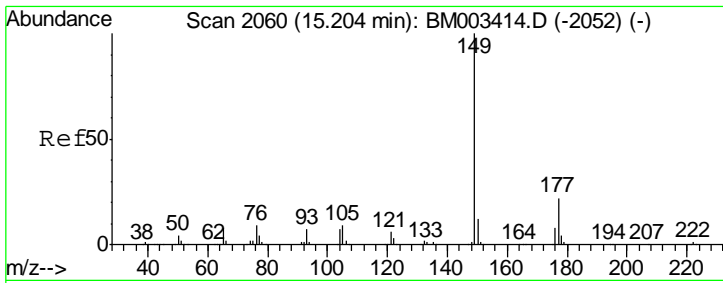
Tgt Ion	Resp	Lower	Upper
166	100		
165	97.6	79.0	118.4
167	13.0	10.3	15.5



#58
 2,3,4,6-Tetrachlorophenol
 Concen: 42.36 ng
 RT: 14.97 min Scan# 2020
 Delta R.T. -0.04 min
 Lab File: BM003780.D
 Acq: 24 Dec 2015 16:18

Tgt Ion	Resp	Lower	Upper
232	100		
131	49.8	0.0	0.0#
130	2.3	0.0	0.0#
166	33.0	0.0	0.0#

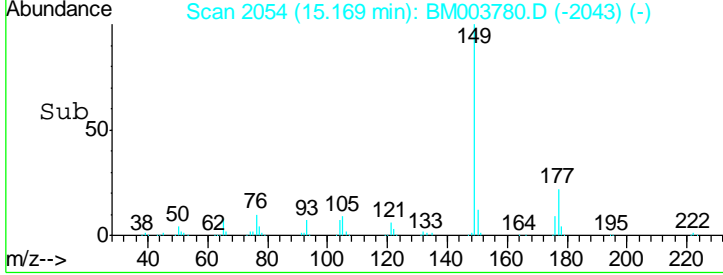
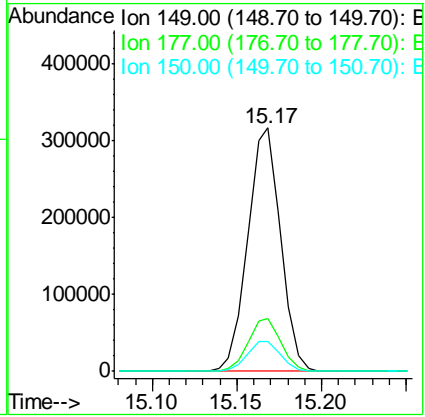
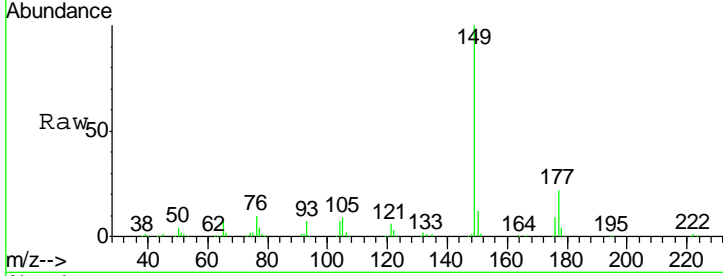




#59
 Diethylphthalate
 Concen: 41.85 ng
 RT: 15.17 min Scan# 2054
 Delta R.T. -0.04 min
 Lab File: BM003780.D
 Acq: 24 Dec 2015 16:18

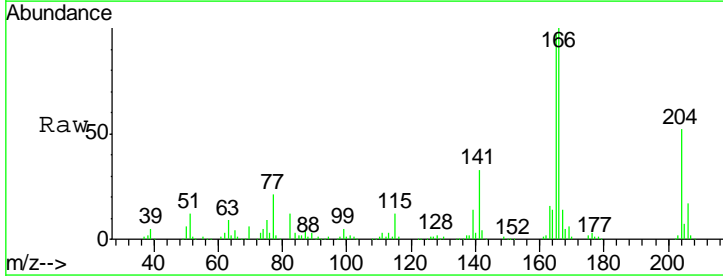
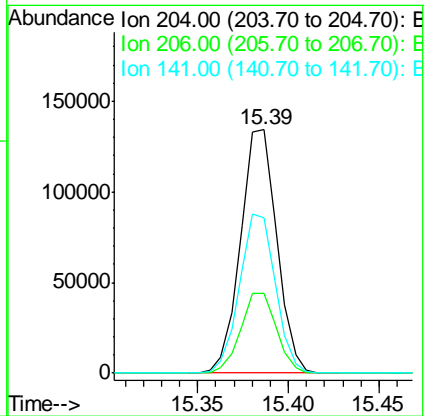
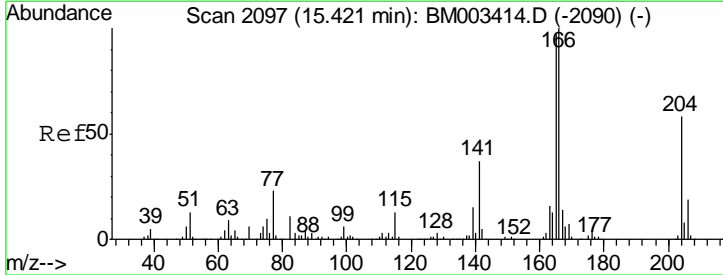
Instrument :
 BNA_M
 ClientSampled :
 SSTDCCC040

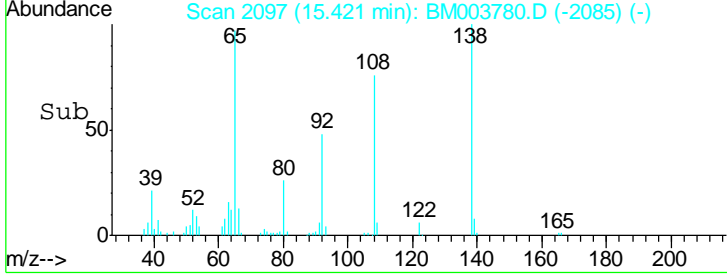
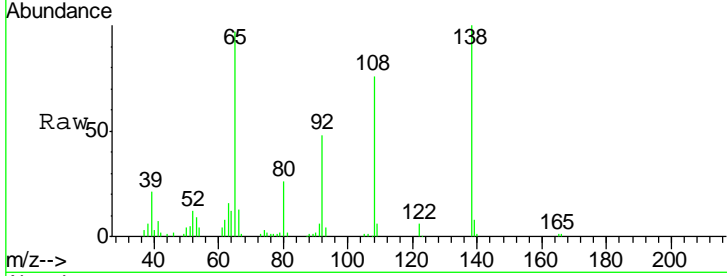
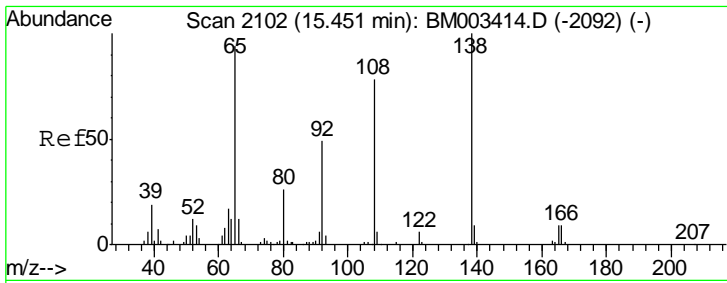
Tgt Ion	Resp	Lower	Upper
149	100		
177	21.8	18.3	27.5
150	12.4	9.8	14.8



#60
 4-Chlorophenyl-phenylether
 Concen: 38.80 ng
 RT: 15.39 min Scan# 2091
 Delta R.T. -0.04 min
 Lab File: BM003780.D
 Acq: 24 Dec 2015 16:18

Tgt Ion	Resp	Lower	Upper
204	100		
206	32.8	26.6	39.8
141	63.5	45.2	67.8

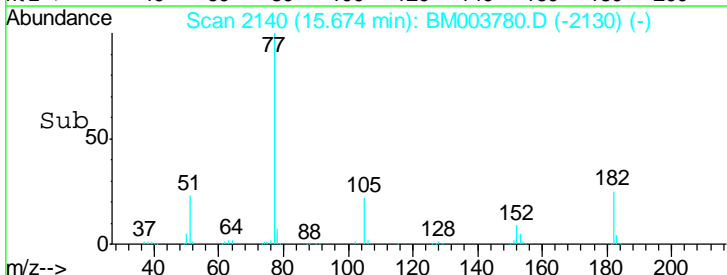
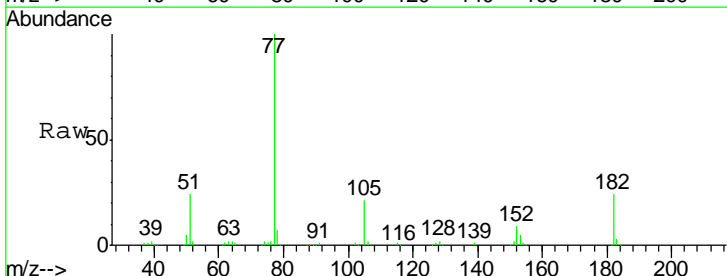
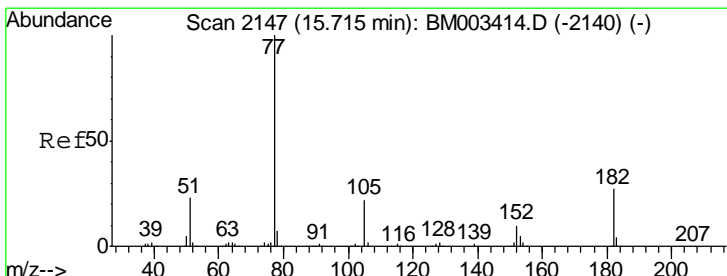
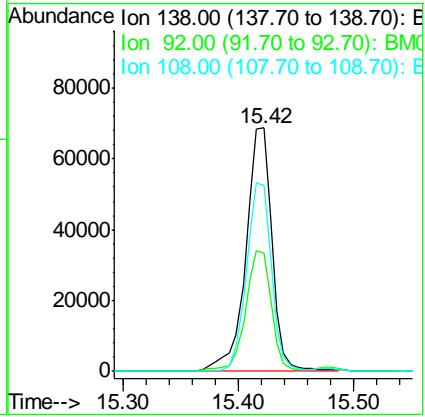




#61
 4-Nitroaniline
 Concen: 47.88 ng
 RT: 15.42 min Scan# 2097
 Delta R.T. -0.03 min
 Lab File: BM003780.D
 Acq: 24 Dec 2015 16:18

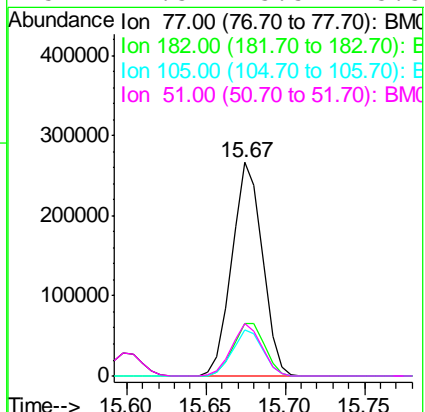
Instrument :
 BNA_M
 ClientSampleId :
 SSTDCCC040

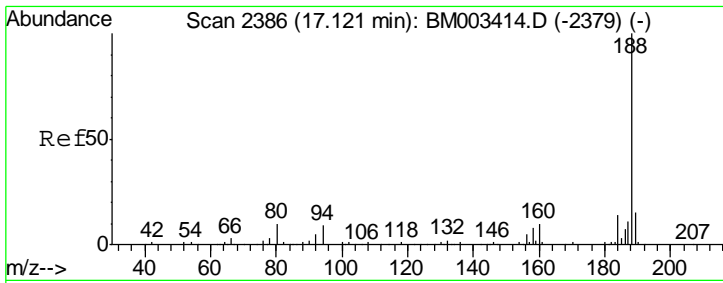
Tgt Ion	Resp	Lower	Upper
138	108694		
92	48.3	16.7	56.7
108	76.4	37.6	77.6



#62
 Azobenzene
 Concen: 44.30 ng
 RT: 15.67 min Scan# 2140
 Delta R.T. -0.04 min
 Lab File: BM003780.D
 Acq: 24 Dec 2015 16:18

Tgt Ion	Resp	Lower	Upper
77	354979		
182	24.4	6.5	46.5
105	21.4	3.8	43.8
51	24.5	5.5	45.5

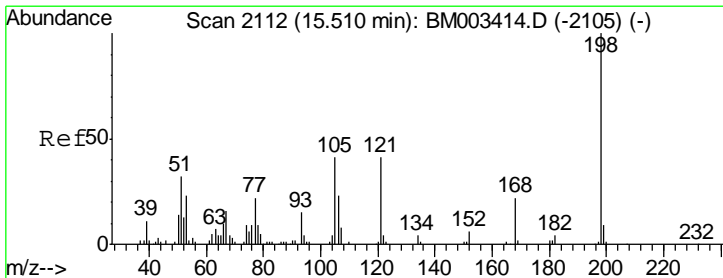
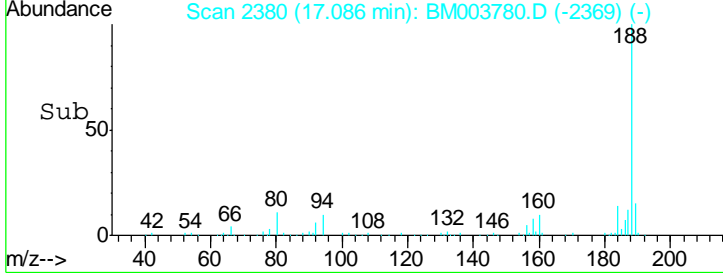
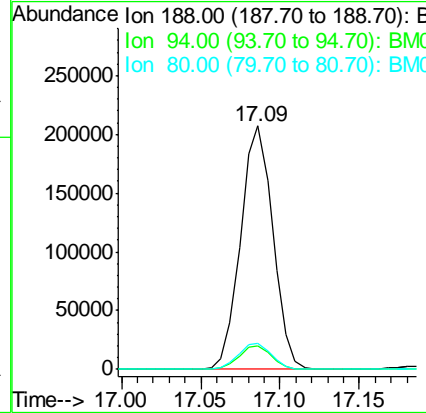
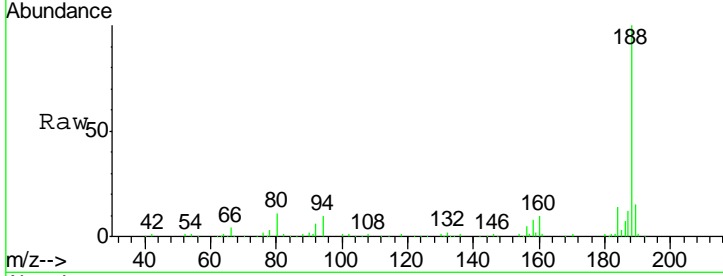




#63
 Phenanthrene-d10
 Concen: 20.00 ng
 RT: 17.09 min Scan# 2380
 Delta R.T. -0.04 min
 Lab File: BM003780.D
 Acq: 24 Dec 2015 16:18

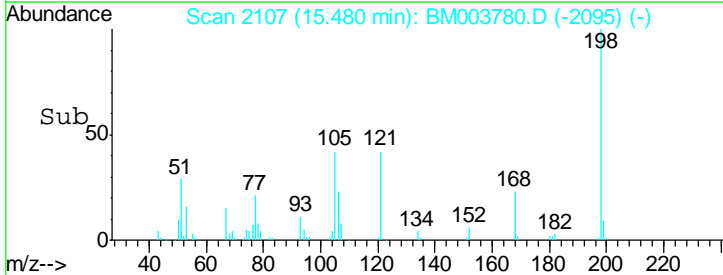
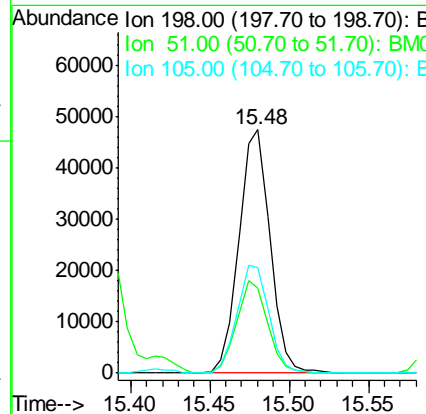
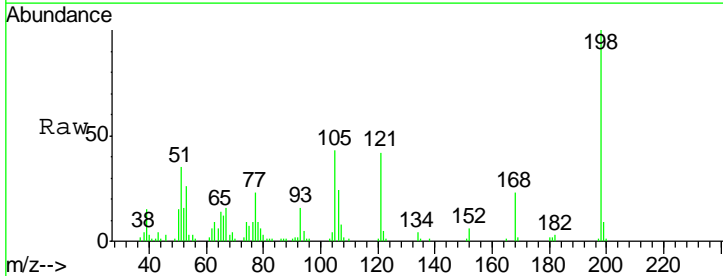
Instrument :
 BNA_M
 ClientSampled :
 SSTDCCC040

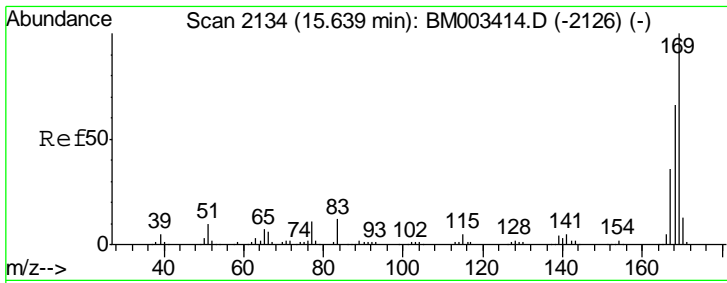
Tgt Ion	Resp	Lower	Upper
188	100		
94	9.8	8.7	13.1
80	10.6	9.3	13.9



#64
 4,6-Dinitro-2-methylphenol
 Concen: 36.72 ng
 RT: 15.48 min Scan# 2107
 Delta R.T. -0.03 min
 Lab File: BM003780.D
 Acq: 24 Dec 2015 16:18

Tgt Ion	Resp	Lower	Upper
198	100		
51	35.0	28.8	68.8
105	43.4	30.5	70.5



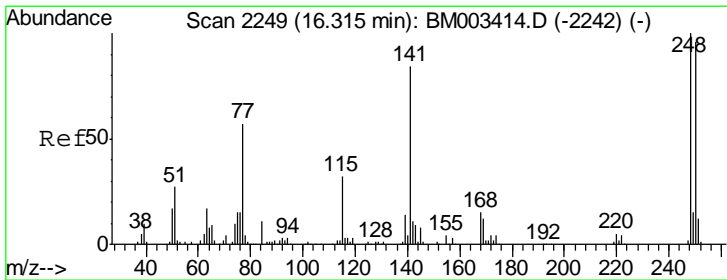
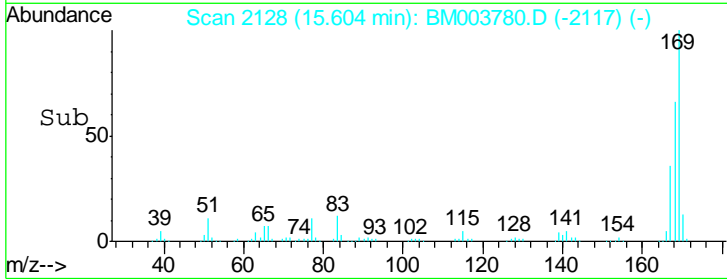
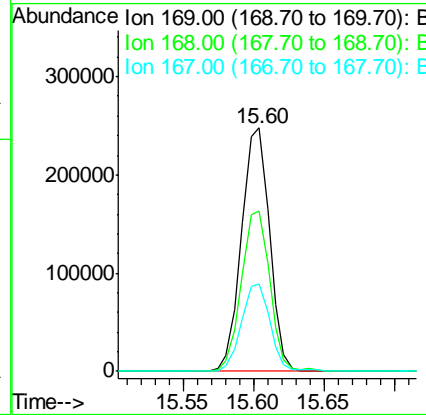
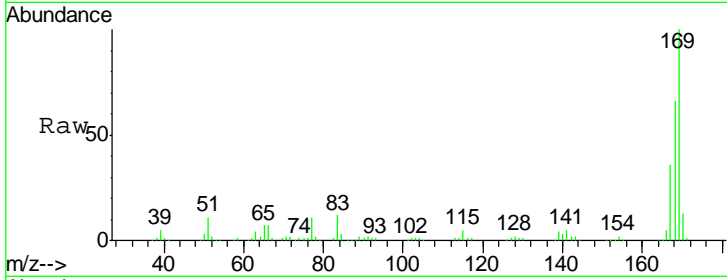


#65
 n-Nitrosodiphenylamine
 Concen: 37.26 ng
 RT: 15.60 min Scan# 2128
 Delta R.T. -0.04 min
 Lab File: BM003780.D
 Acq: 24 Dec 2015 16:18

Instrument :
 BNA_M
 ClientSampleId :
 SSTDCCC040

Tgt Ion:169 Resp: 344491

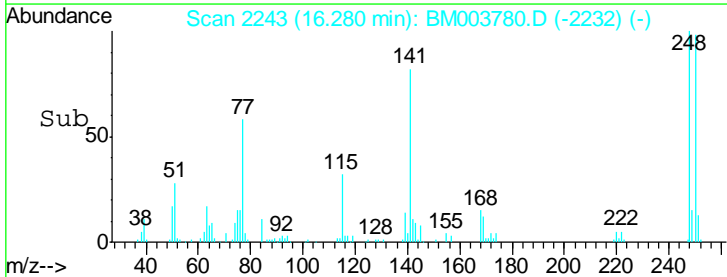
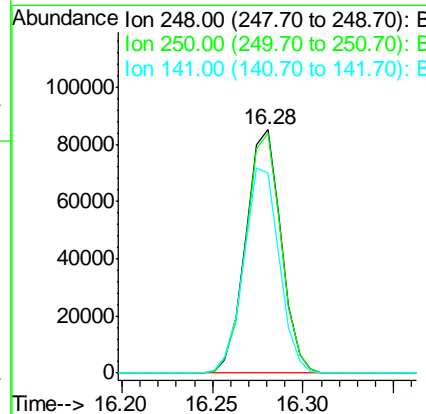
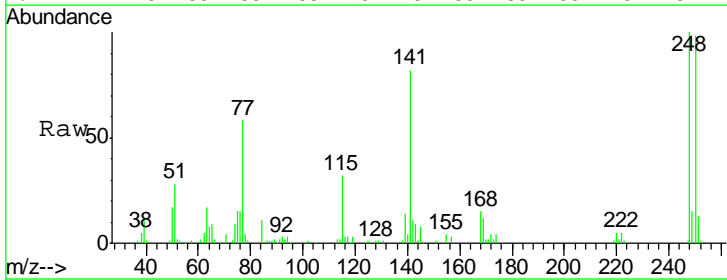
Ion	Ratio	Lower	Upper
169	100		
168	65.7	53.9	80.9
167	35.7	28.9	43.3

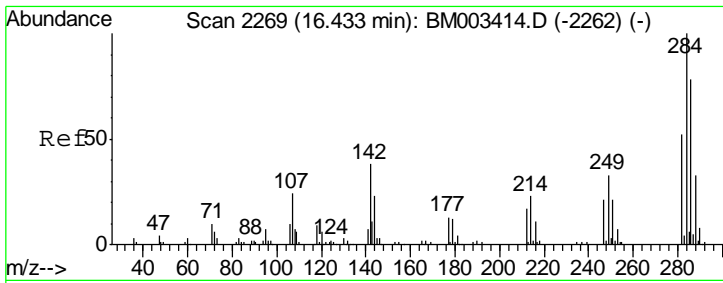


#66
 4-Bromophenyl-phenylether
 Concen: 36.57 ng
 RT: 16.28 min Scan# 2243
 Delta R.T. -0.04 min
 Lab File: BM003780.D
 Acq: 24 Dec 2015 16:18

Tgt Ion:248 Resp: 115303

Ion	Ratio	Lower	Upper
248	100		
250	98.2	77.4	116.0
141	82.3	45.2	67.8#

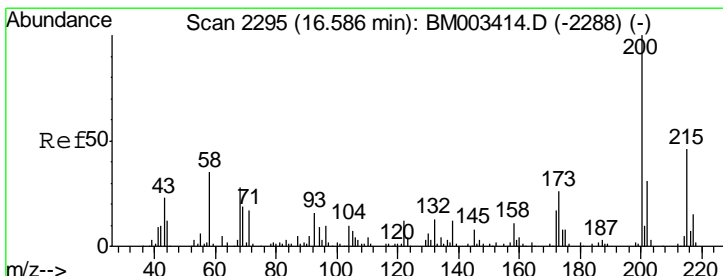
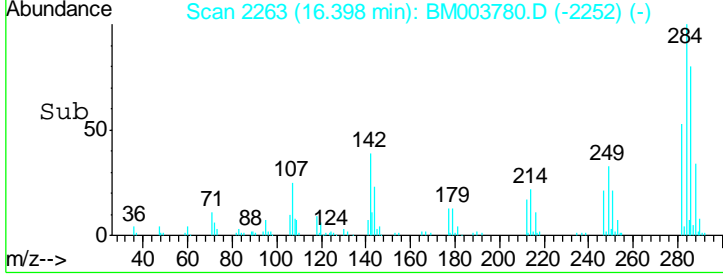
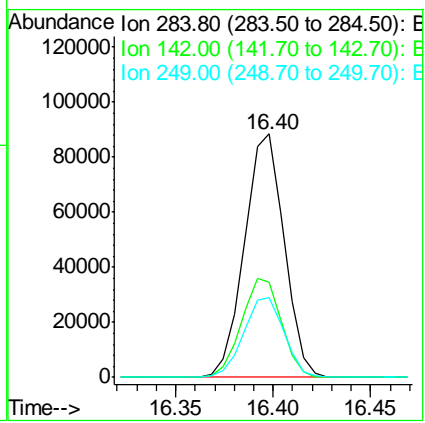
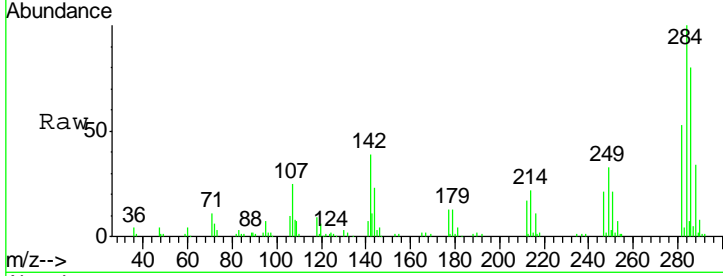




#67
 Hexachlorobenzene
 Concen: 36.76 ng
 RT: 16.40 min Scan# 2263
 Delta R.T. -0.04 min
 Lab File: BM003780.D
 Acq: 24 Dec 2015 16:18

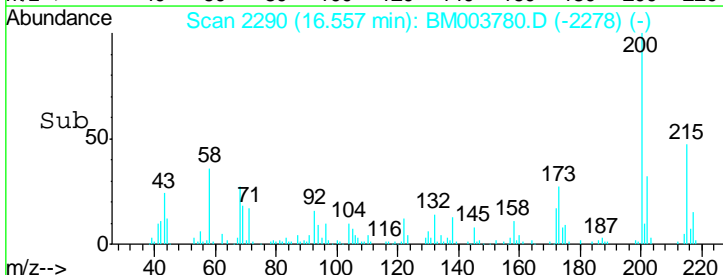
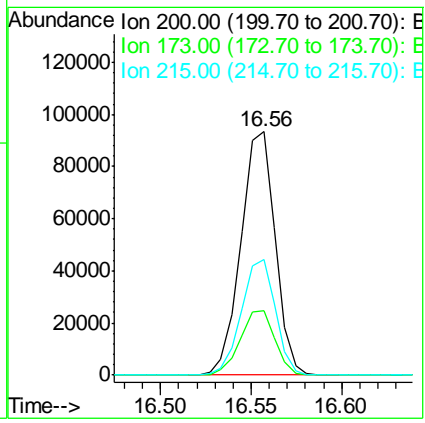
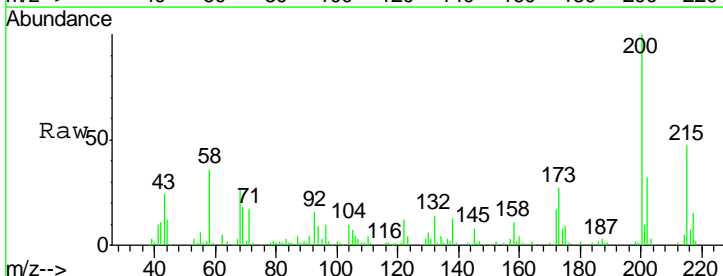
Instrument :
 BNA_M
 ClientSampleId :
 SSTDCCC040

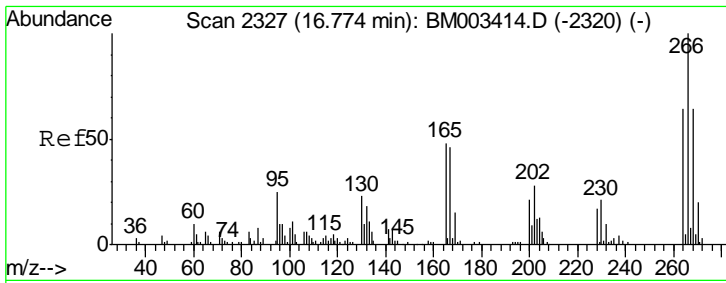
Tgt Ion	Resp	Lower	Upper
284	100		
142	39.1	20.4	30.6
249	32.9	23.8	35.6



#68
 Atrazine
 Concen: 42.69 ng
 RT: 16.56 min Scan# 2290
 Delta R.T. -0.03 min
 Lab File: BM003780.D
 Acq: 24 Dec 2015 16:18

Tgt Ion	Resp	Lower	Upper
200	100		
173	26.5	4.8	44.8
215	47.4	26.9	66.9

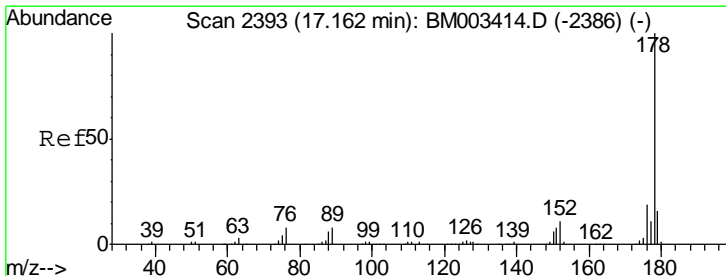
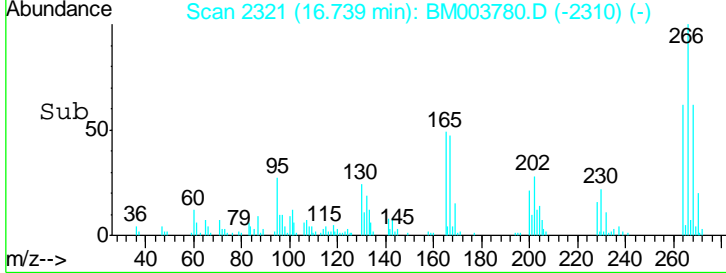
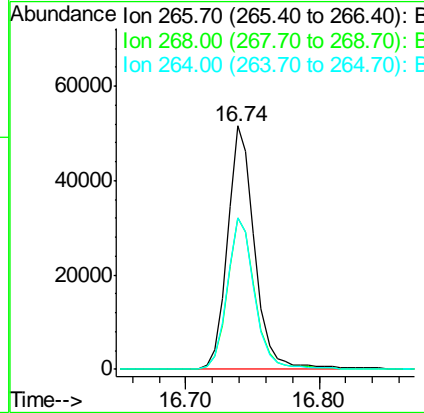
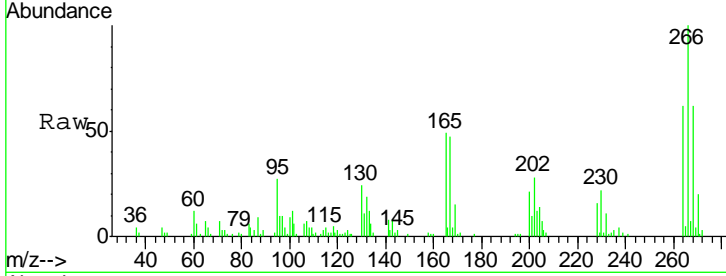




#69
 Pentachlorophenol
 Concen: 37.92 ng
 RT: 16.74 min Scan# 2321
 Delta R.T. -0.03 min
 Lab File: BM003780.D
 Acq: 24 Dec 2015 16:18

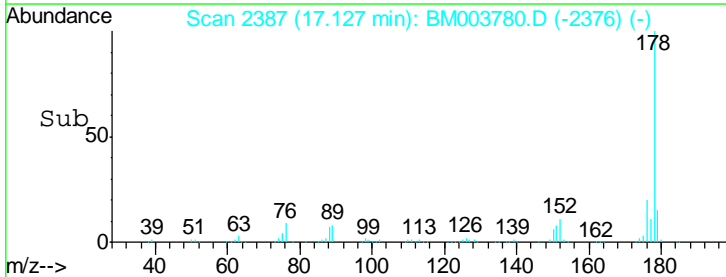
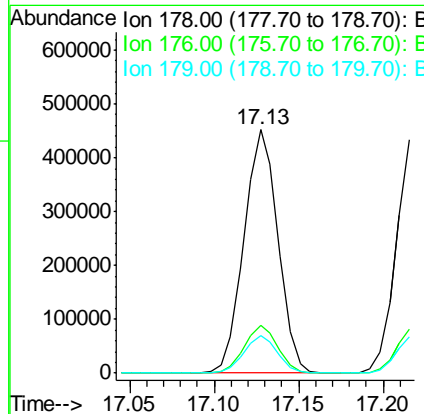
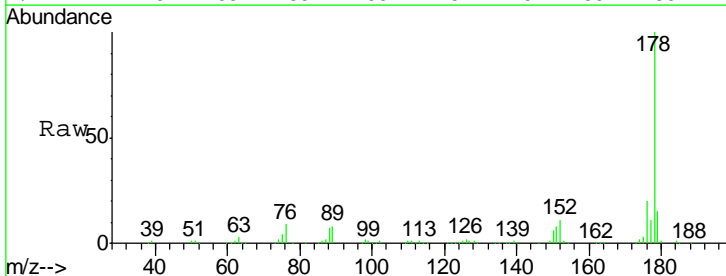
Instrument :
 BNA_M
 ClientSampleId :
 SSTDCCC040

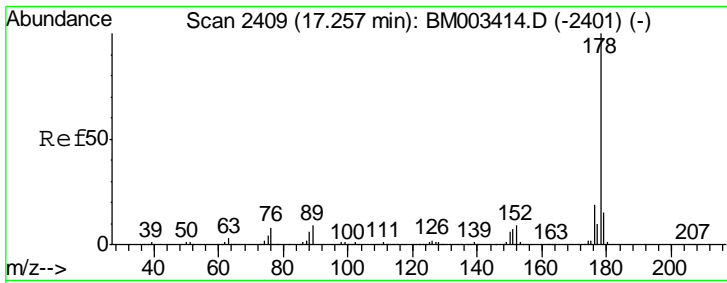
Tgt Ion	Resp	Lower	Upper
266	100		
268	62.4	52.0	78.0
264	62.4	49.0	73.4



#70
 Phenanthrene
 Concen: 38.69 ng
 RT: 17.13 min Scan# 2387
 Delta R.T. -0.04 min
 Lab File: BM003780.D
 Acq: 24 Dec 2015 16:18

Tgt Ion	Resp	Lower	Upper
178	100		
176	19.5	15.2	22.8
179	15.5	12.1	18.1

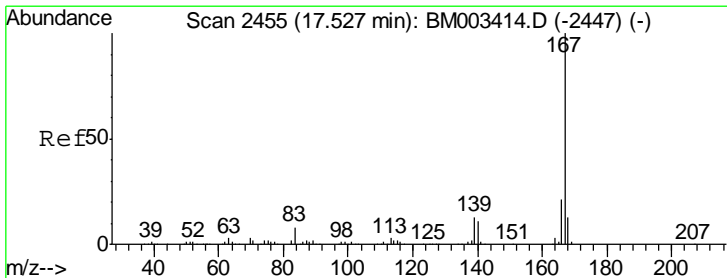
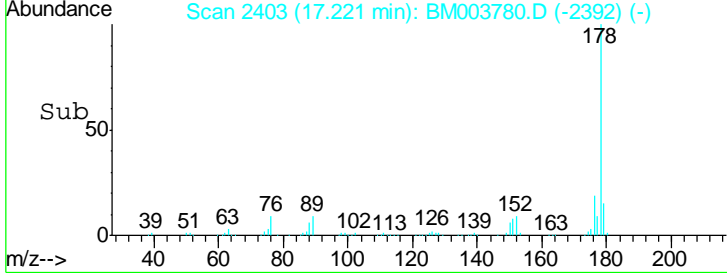
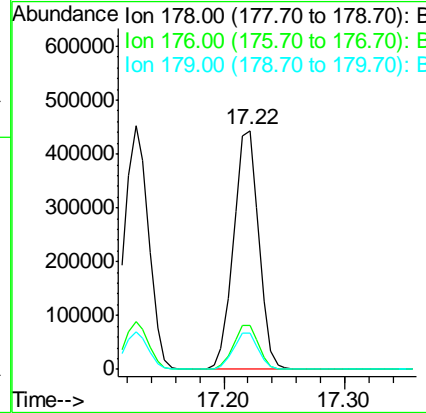
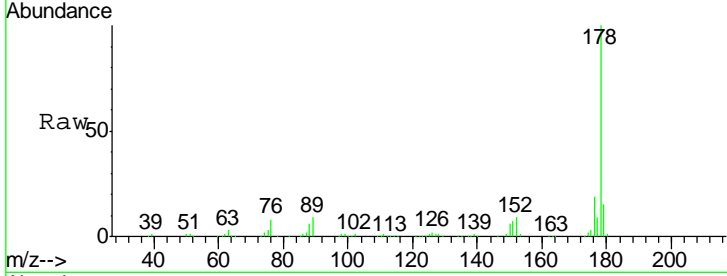




#71
 Anthracene
 Concen: 39.46 ng
 RT: 17.22 min Scan# 2403
 Delta R.T. -0.04 min
 Lab File: BM003780.D
 Acq: 24 Dec 2015 16:18

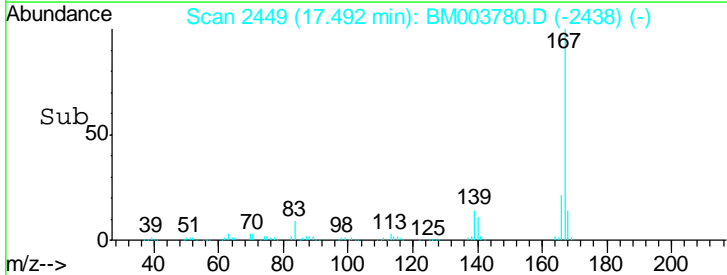
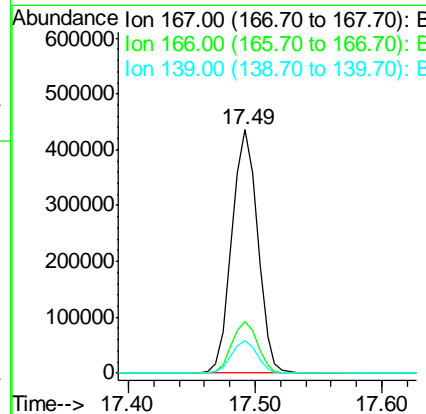
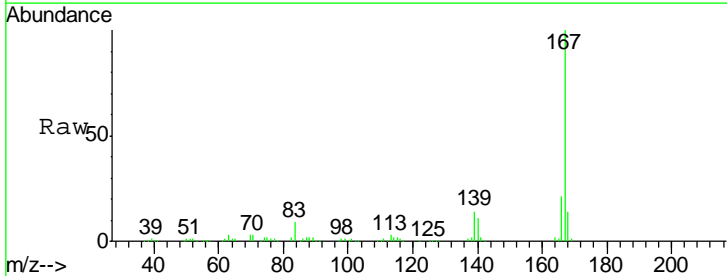
Instrument :
 BNA_M
 ClientSampleId :
 SSTDCCC040

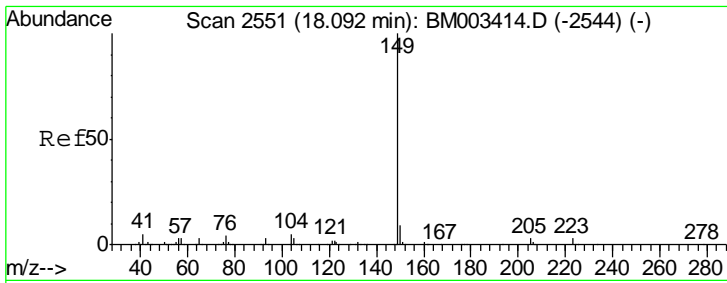
Tgt Ion	Resp	Lower	Upper
178	100		
176	18.6	14.6	22.0
179	15.1	12.6	19.0



#72
 Carbazole
 Concen: 43.13 ng
 RT: 17.49 min Scan# 2449
 Delta R.T. -0.04 min
 Lab File: BM003780.D
 Acq: 24 Dec 2015 16:18

Tgt Ion	Resp	Lower	Upper
167	100		
166	21.3	17.2	25.8
139	13.6	10.8	16.2

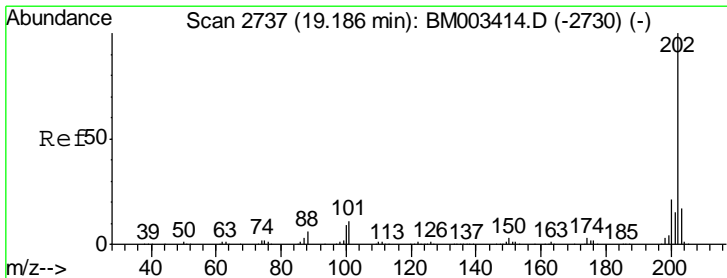
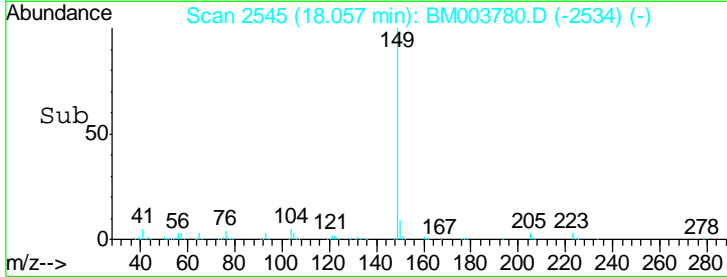
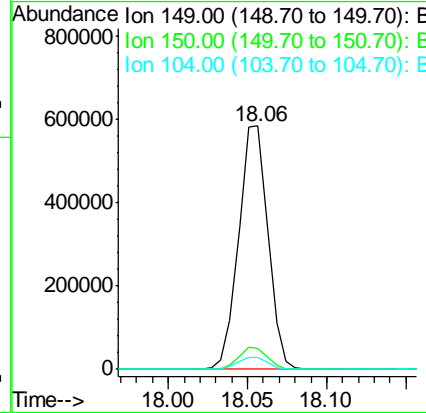
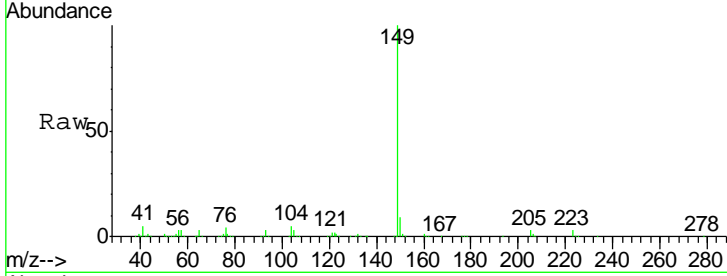




#73
 Di-n-butylphthalate
 Concen: 45.03 ng
 RT: 18.06 min Scan# 2545
 Delta R.T. -0.04 min
 Lab File: BM003780.D
 Acq: 24 Dec 2015 16:18

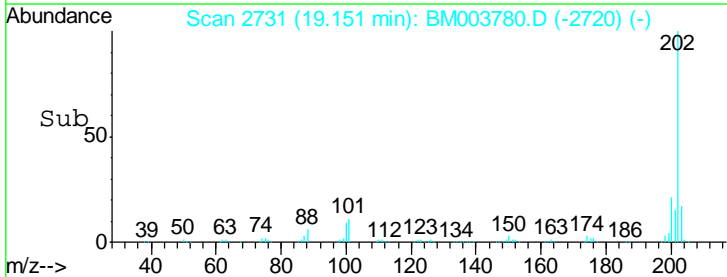
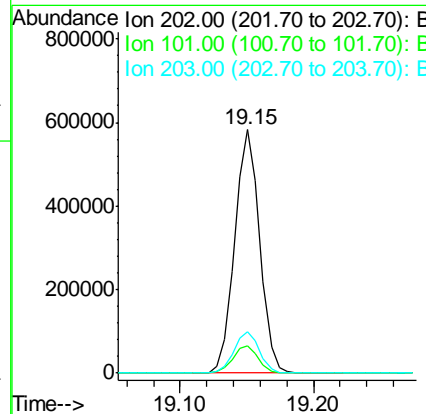

Instrument :
 BNA_M
 ClientSampleId :
 SSTDCCC040

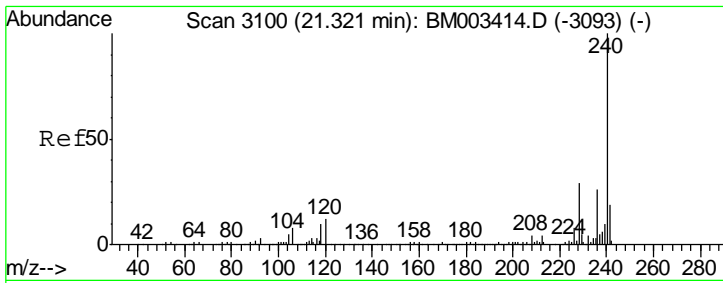
Tgt Ion	Resp	Lower	Upper
149	100		
150	8.8	7.5	11.3
104	4.8	3.7	5.5



#74
 Fluoranthene
 Concen: 45.08 ng
 RT: 19.15 min Scan# 2731
 Delta R.T. -0.04 min
 Lab File: BM003780.D
 Acq: 24 Dec 2015 16:18

Tgt Ion	Resp	Lower	Upper
202	100		
101	11.4	0.0	28.7
203	17.0	0.0	37.2

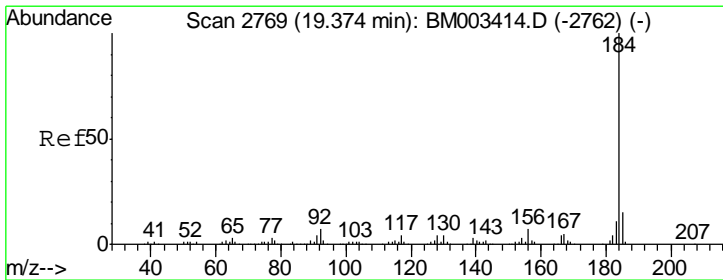
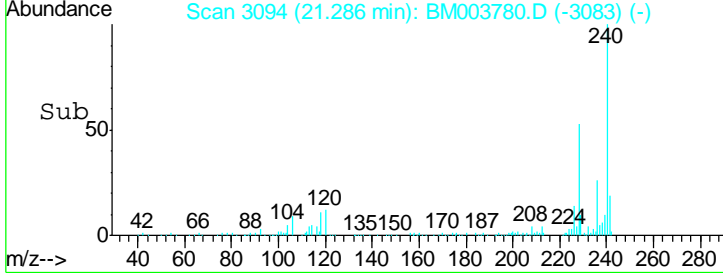
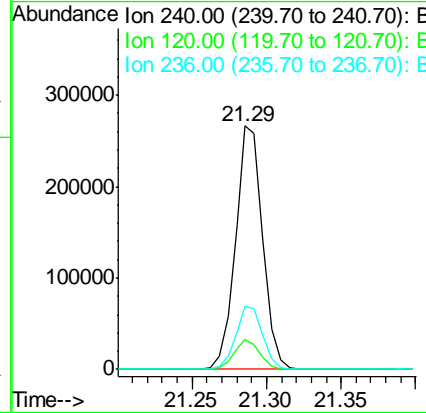
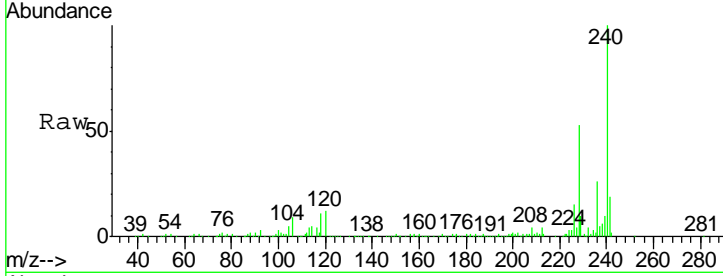




#75
 Chrysene-d12
 Concen: 20.00 ng
 RT: 21.29 min Scan# 3094
 Delta R.T. -0.04 min
 Lab File: BM003780.D
 Acq: 24 Dec 2015 16:18

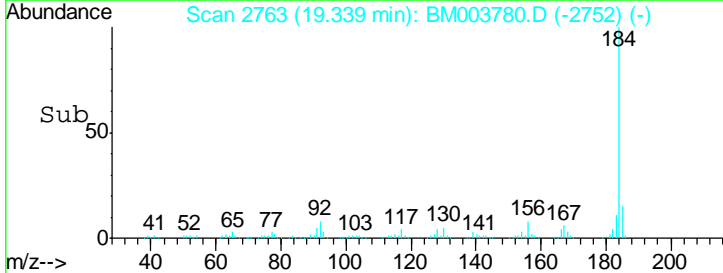
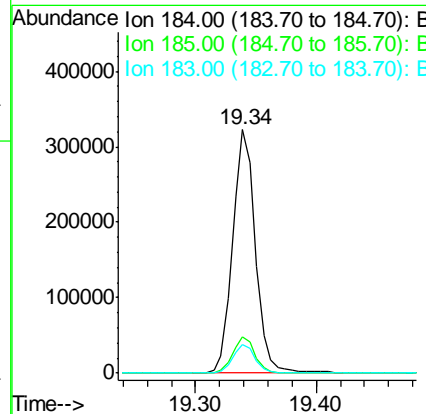
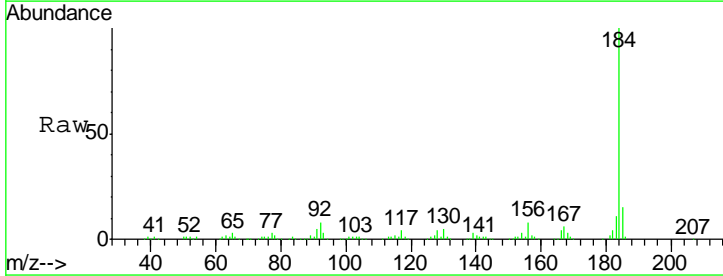
Instrument :
 BNA_M
 ClientSampleId :
 SSTDCCC040

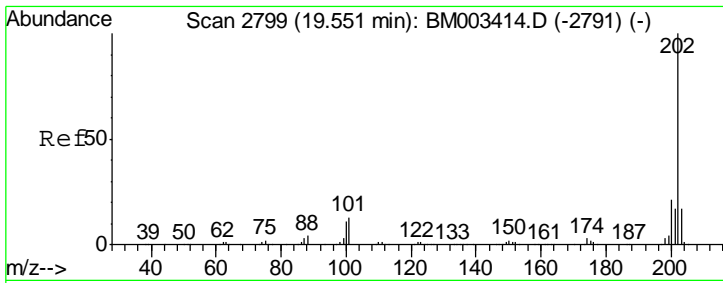
Tgt Ion	Resp	Lower	Upper
240	337111		
120	12.1	8.2	12.2
236	25.8	20.0	30.0



#76
 Benzidine
 Concen: 39.27 ng
 RT: 19.34 min Scan# 2763
 Delta R.T. -0.04 min
 Lab File: BM003780.D
 Acq: 24 Dec 2015 16:18

Tgt Ion	Resp	Lower	Upper
184	424063		
185	14.7	11.3	16.9
183	11.5	8.9	13.3



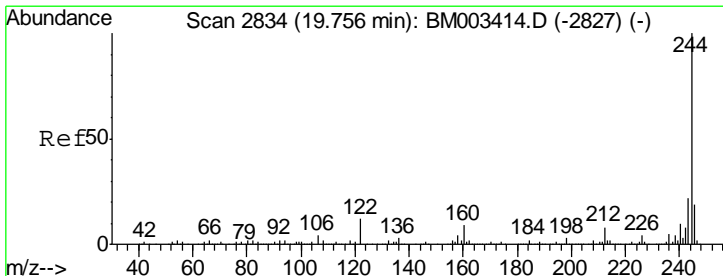
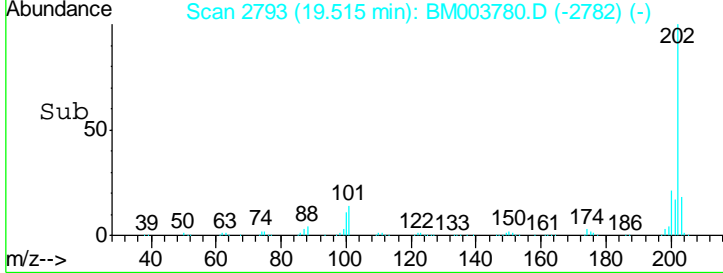
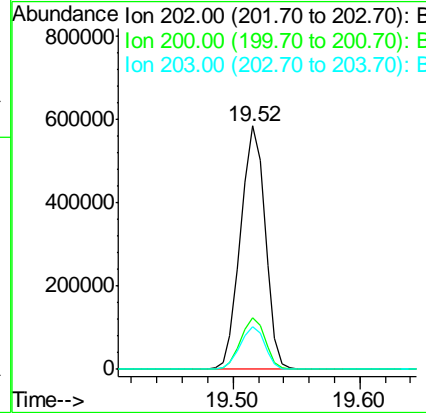
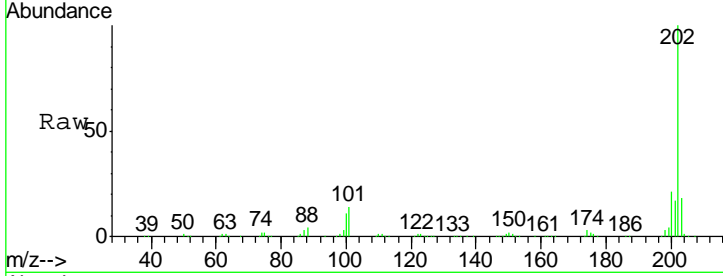


#77
 Pyrene
 Concen: 33.26 ng
 RT: 19.52 min Scan# 2793
 Delta R.T. -0.04 min
 Lab File: BM003780.D
 Acq: 24 Dec 2015 16:18

Instrument :
 BNA_M
 ClientSampleId :
 SSTDCCC040

Tgt Ion: 202 Resp: 786430


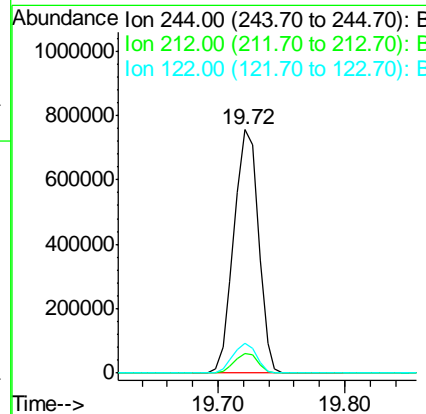
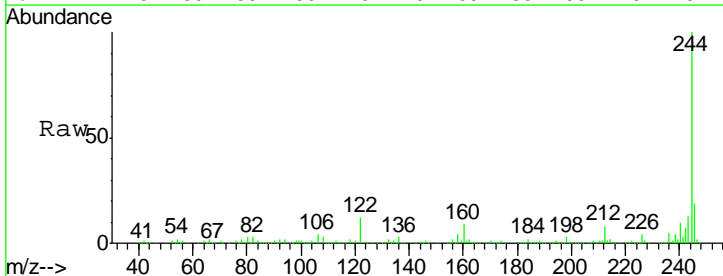
Ion	Ratio	Lower	Upper
202	100		
200	21.3	16.9	25.3
203	17.6	14.1	21.1

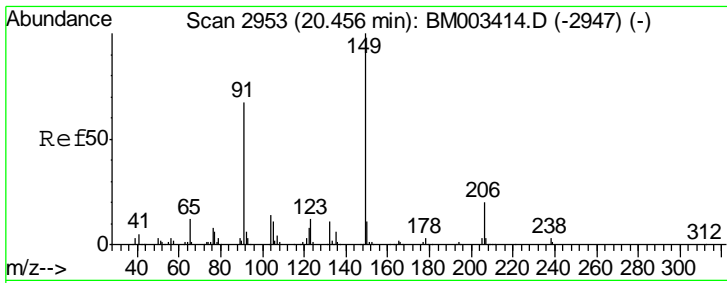


#78
 Terphenyl-d14
 Concen: 70.92 ng
 RT: 19.72 min Scan# 2828
 Delta R.T. -0.04 min
 Lab File: BM003780.D
 Acq: 24 Dec 2015 16:18

Tgt Ion: 244 Resp: 1013822

Ion	Ratio	Lower	Upper
244	100		
212	7.9	4.9	7.3#
122	12.2	6.2	9.4#

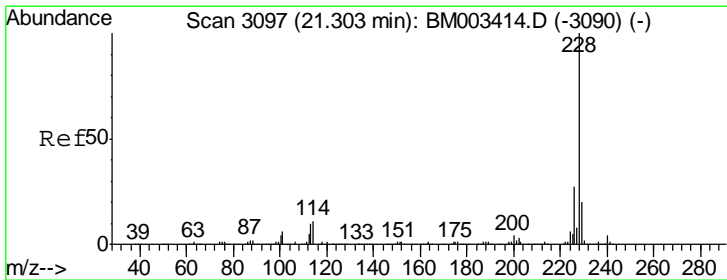
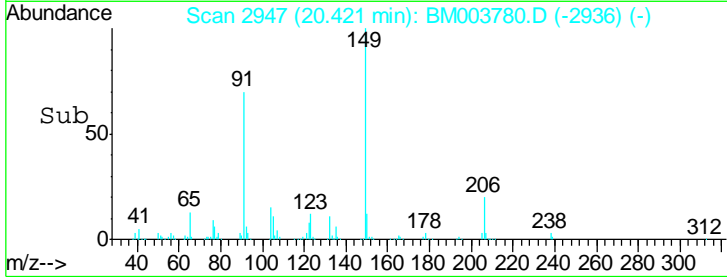
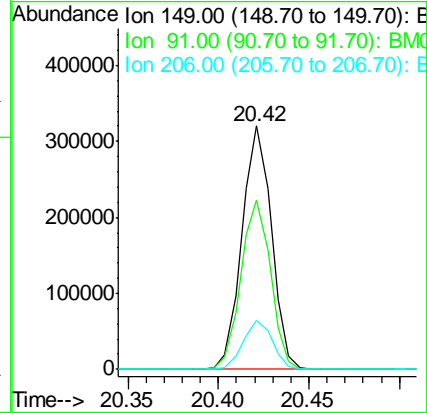
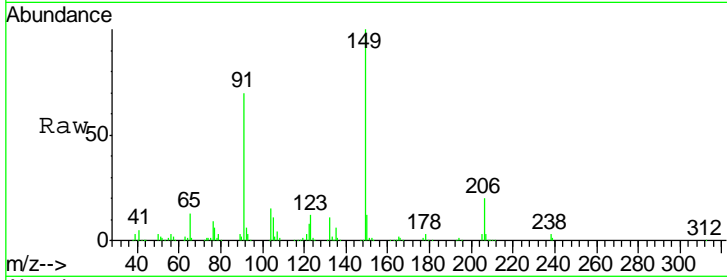




#79
 Butylbenzylphthalate
 Concen: 39.77 ng
 RT: 20.42 min Scan# 2947
 Delta R.T. -0.03 min
 Lab File: BM003780.D
 Acq: 24 Dec 2015 16:18

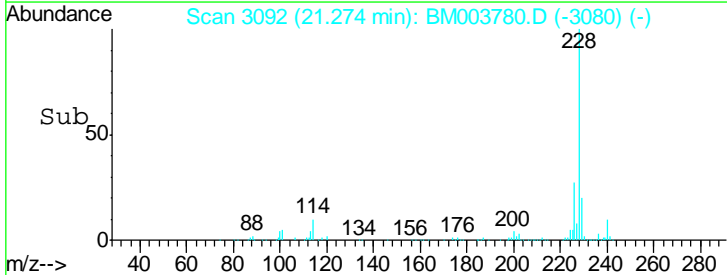
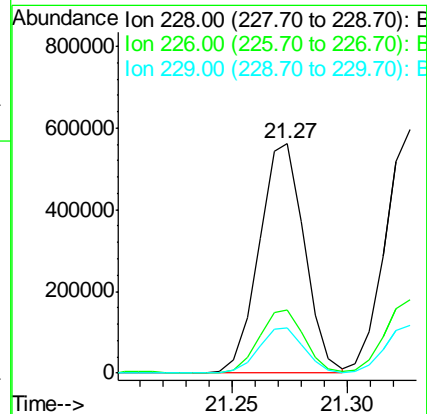
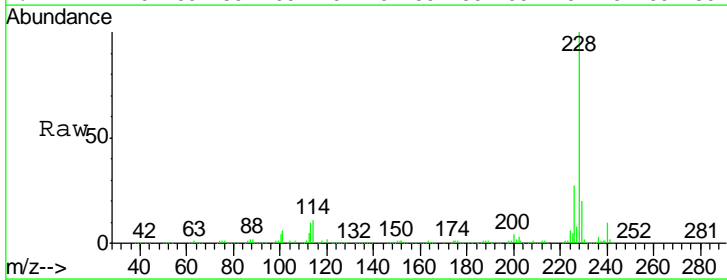
Instrument :
 BNA_M
 ClientSampleId :
 SSTDCCC040

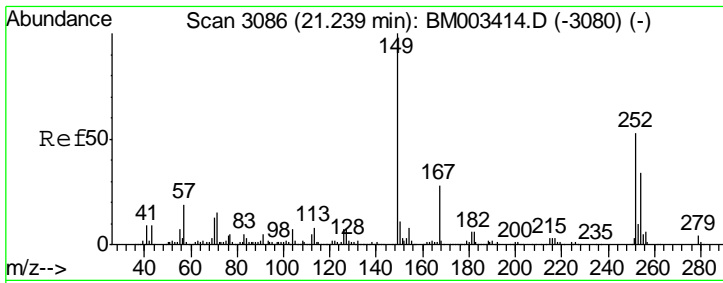
Tgt Ion	Resp	Lower	Upper
149	362120		
91	69.6	50.1	75.1
206	20.1	16.2	24.2



#80
 Benzo(a)anthracene
 Concen: 37.81 ng
 RT: 21.27 min Scan# 3092
 Delta R.T. -0.03 min
 Lab File: BM003780.D
 Acq: 24 Dec 2015 16:18

Tgt Ion	Resp	Lower	Upper
228	764304		
226	27.5	21.7	32.5
229	19.7	16.0	24.0



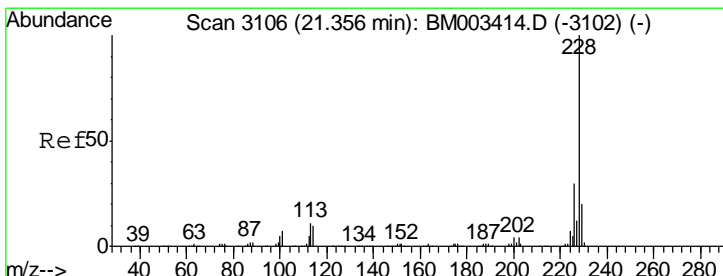
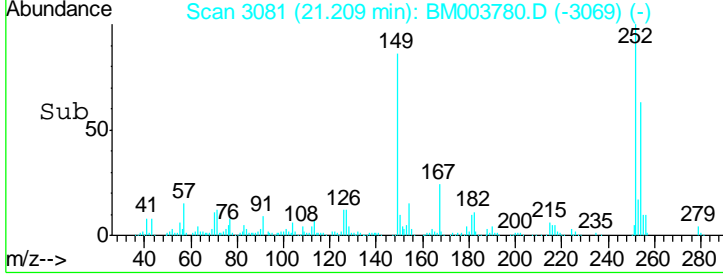
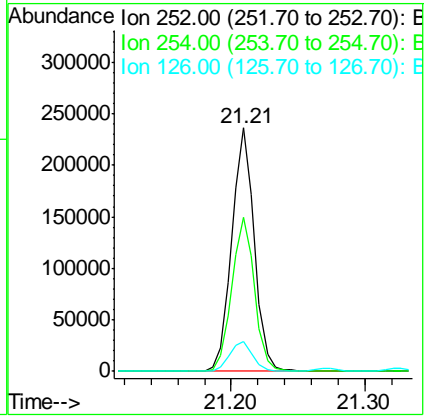
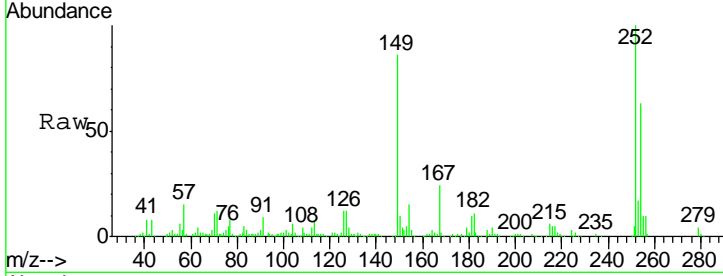


#81
 3,3'-Dichlorobenzidine
 Concen: 43.38 ng
 RT: 21.21 min Scan# 3081
 Delta R.T. -0.03 min
 Lab File: BM003780.D
 Acq: 24 Dec 2015 16:18

Instrument : BNA_M
 ClientSampleId : SSTDCCC040

Tgt Ion: 252 Resp: 279167


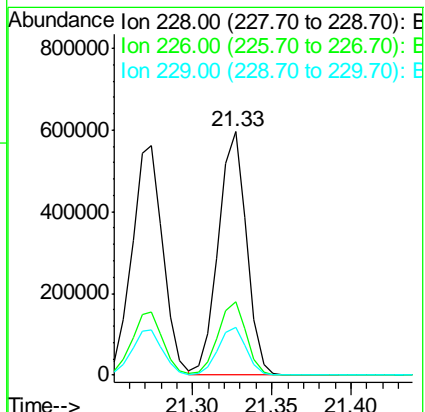
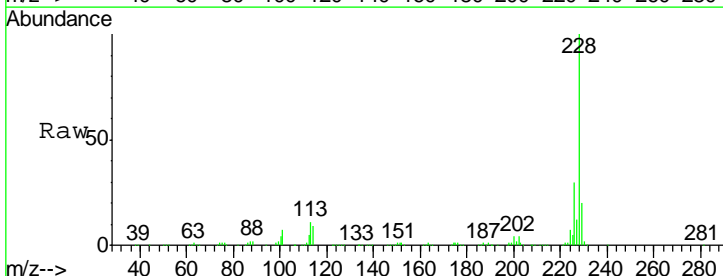
Ion	Ratio	Lower	Upper
252	100		
254	63.4	51.9	77.9
126	12.4	9.8	14.8

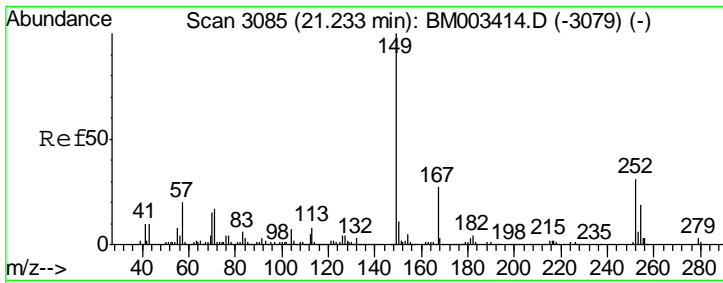


#82
 Chrysene
 Concen: 37.73 ng
 RT: 21.33 min Scan# 3101
 Delta R.T. -0.03 min
 Lab File: BM003780.D
 Acq: 24 Dec 2015 16:18

Tgt Ion: 228 Resp: 733991

Ion	Ratio	Lower	Upper
228	100		
226	30.2	24.1	36.1
229	19.5	15.5	23.3

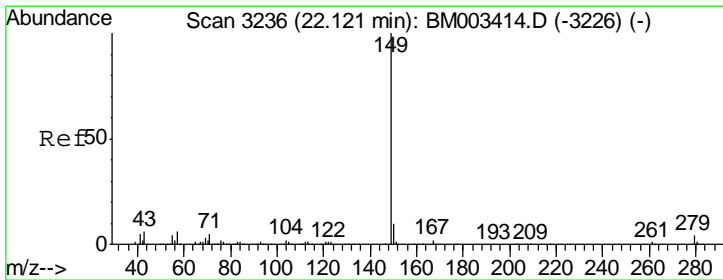
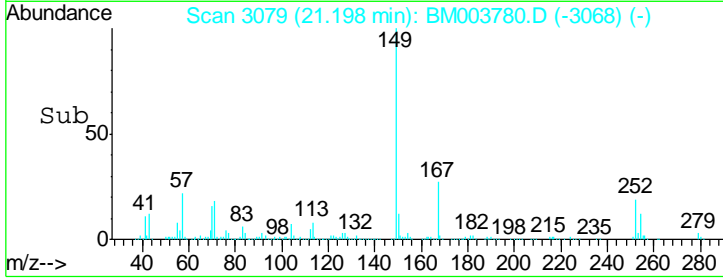
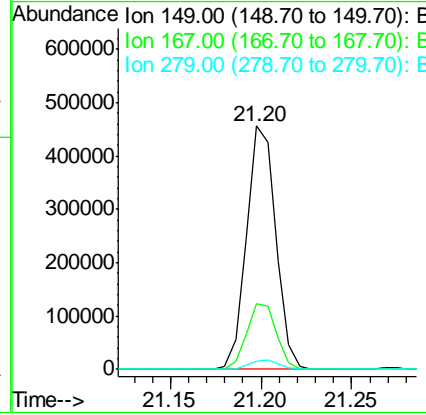
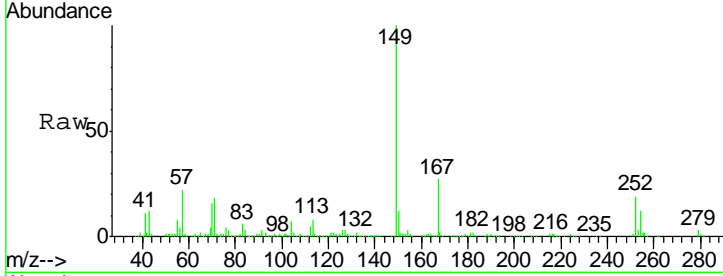




#83
 Bis(2-ethylhexyl)phthalate
 Concen: 40.98 ng
 RT: 21.20 min Scan# 3079
 Delta R.T. -0.03 min
 Lab File: BM003780.D
 Acq: 24 Dec 2015 16:18

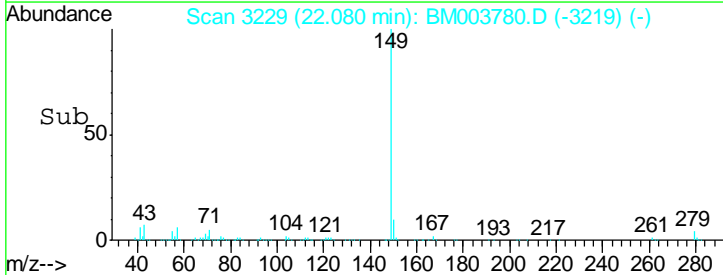
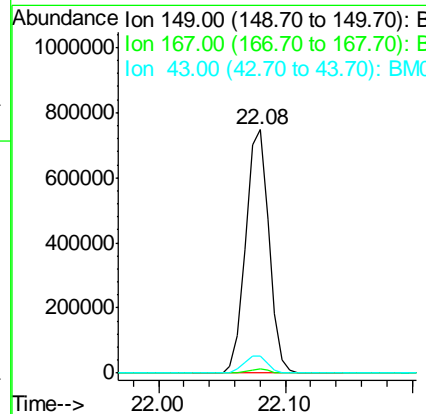
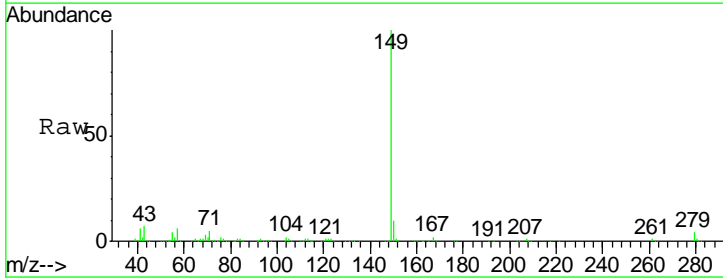
Instrument :
 BNA_M
 ClientSampleId :
 SSTDCCC040

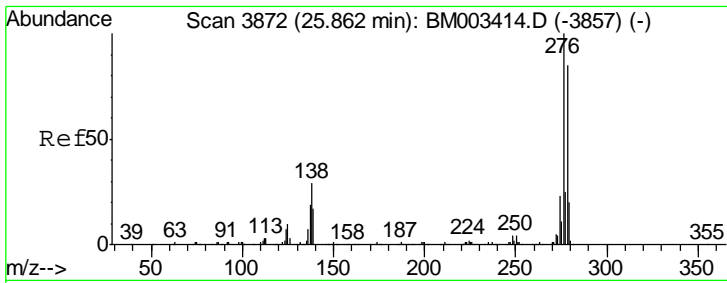
Tgt Ion	Resp	Lower	Upper
149	511695		
167	26.9	22.4	33.6
279	3.5	3.4	5.0



#84
 Di-n-octyl phthalate
 Concen: 45.82 ng
 RT: 22.08 min Scan# 3229
 Delta R.T. -0.04 min
 Lab File: BM003780.D
 Acq: 24 Dec 2015 16:18

Tgt Ion	Resp	Lower	Upper
149	945235		
167	1.6	1.2	1.8
43	7.3	7.3	10.9

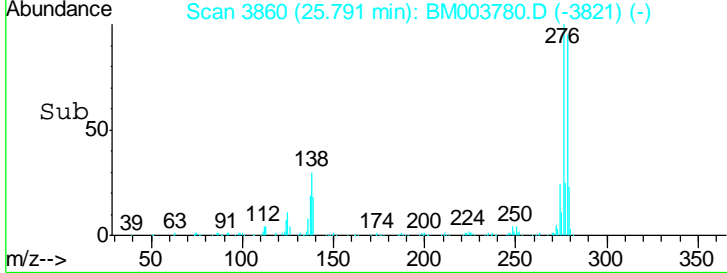
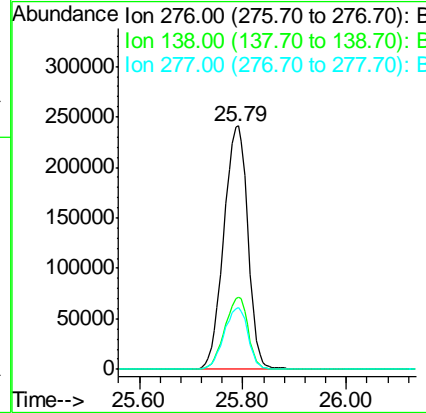
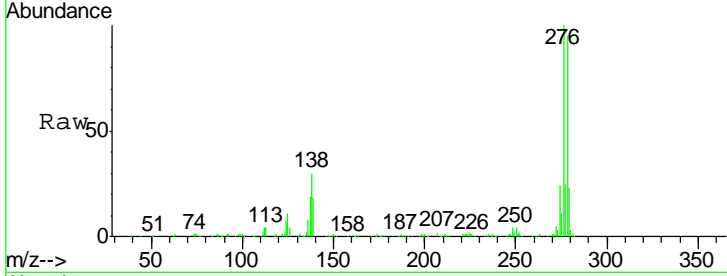




#85
 Indeno(1,2,3-cd)pyrene
 Concen: 38.21 ng
 RT: 25.79 min Scan# 3860
 Delta R.T. -0.07 min
 Lab File: BM003780.D
 Acq: 24 Dec 2015 16:18

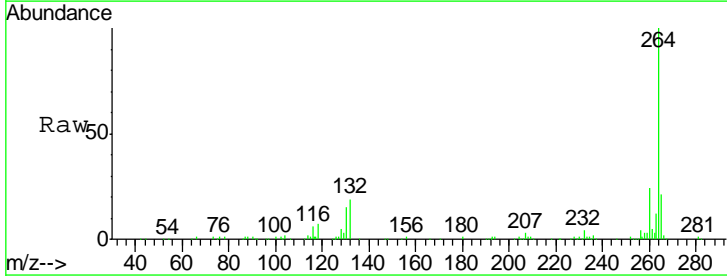
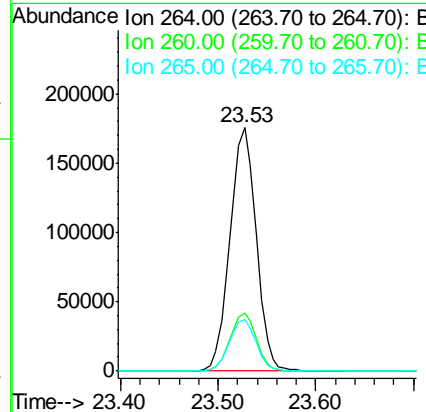
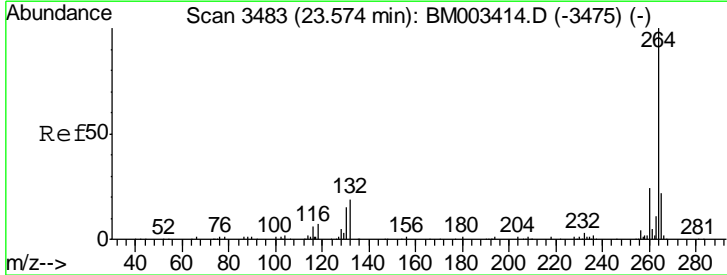
Instrument :
 BNA_M
 ClientSampleId :
 SSTDCCC040

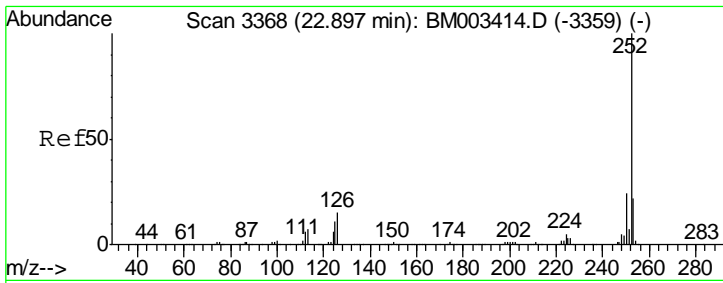
Tgt Ion	Resp	Lower	Upper
276	100		
138	28.7	0.0	0.0#
277	25.2	0.0	0.0#



#86
 Perylene-d12
 Concen: 20.00 ng
 RT: 23.53 min Scan# 3475
 Delta R.T. -0.05 min
 Lab File: BM003780.D
 Acq: 24 Dec 2015 16:18

Tgt Ion	Resp	Lower	Upper
264	100		
260	23.8	18.6	27.8
265	21.3	17.3	25.9


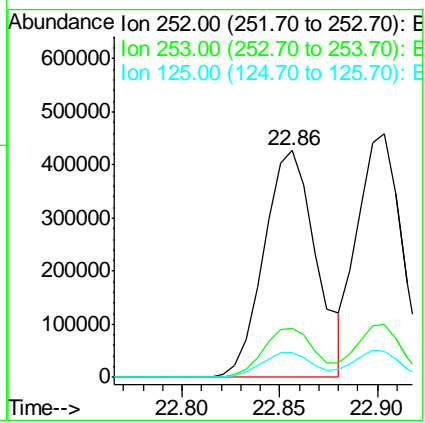
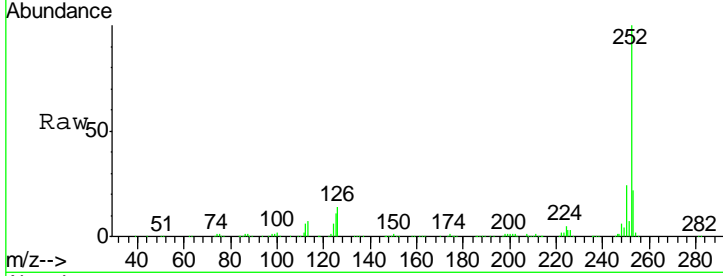




#87
 Benzo(b)fluoranthene
 Concen: 39.59 ng
 RT: 22.86 min Scan# 3361
 Delta R.T. -0.04 min
 Lab File: BM003780.D
 Acq: 24 Dec 2015 16:18

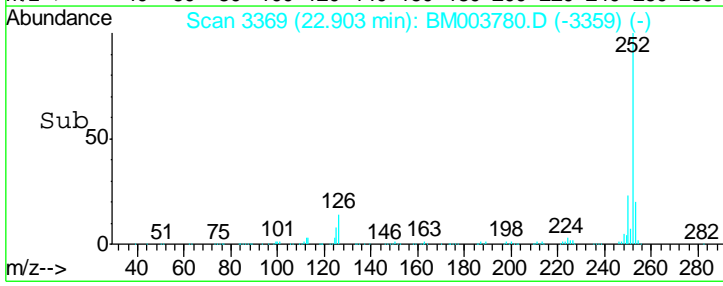
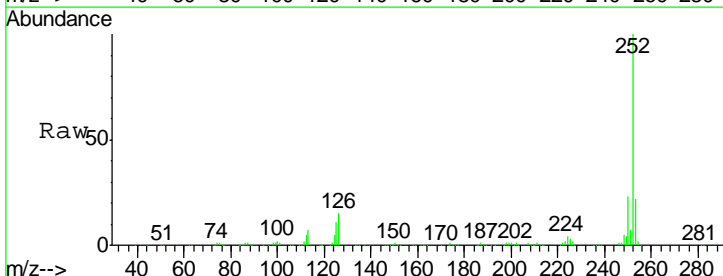
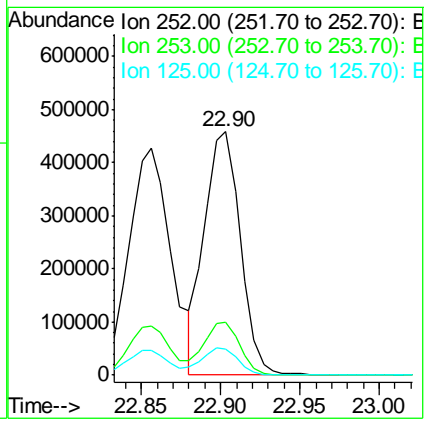
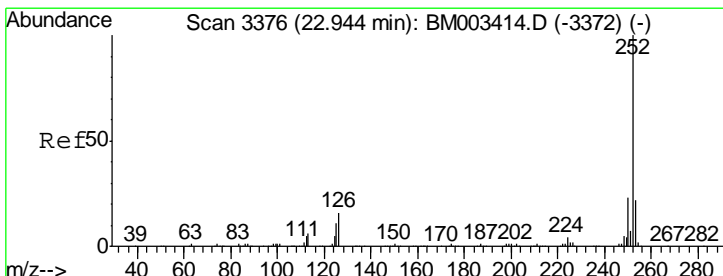
Instrument :
 BNA_M
 ClientSampleId :
 SSTDCCC040

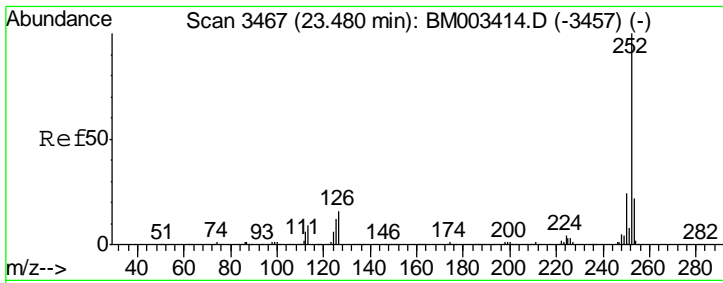
Tgt Ion	Resp	Lower	Upper
252	100		
253	21.7	18.0	27.0
125	11.0	9.9	14.9



#88
 Benzo(k)fluoranthene
 Concen: 36.92 ng
 RT: 22.90 min Scan# 3369
 Delta R.T. -0.04 min
 Lab File: BM003780.D
 Acq: 24 Dec 2015 16:18

Tgt Ion	Resp	Lower	Upper
252	100		
253	21.6	17.2	25.8
125	10.7	8.1	12.1

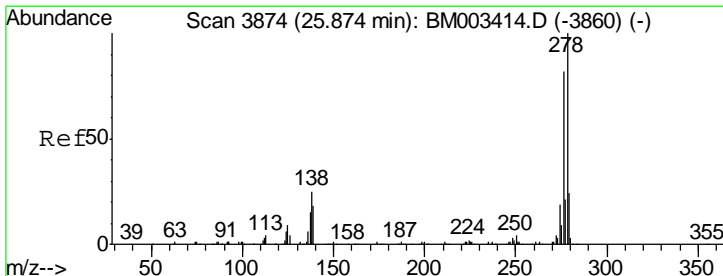
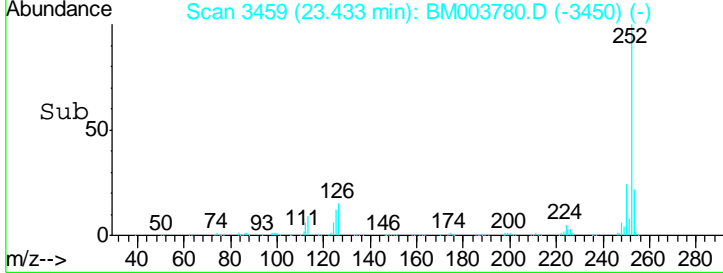
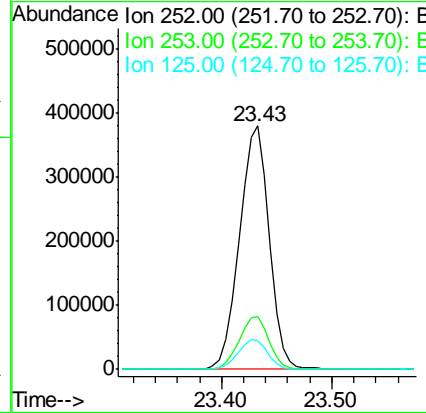
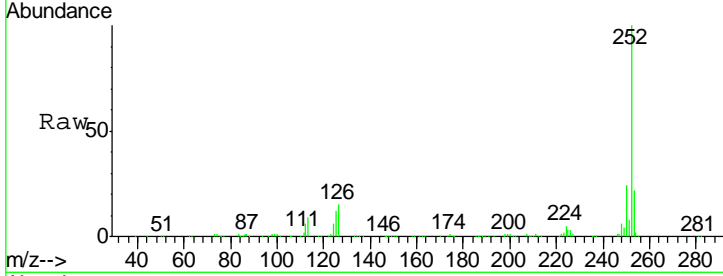




#89
 Benzo(a)pyrene
 Concen: 38.21 ng
 RT: 23.43 min Scan# 3459
 Delta R.T. -0.05 min
 Lab File: BM003780.D
 Acq: 24 Dec 2015 16:18

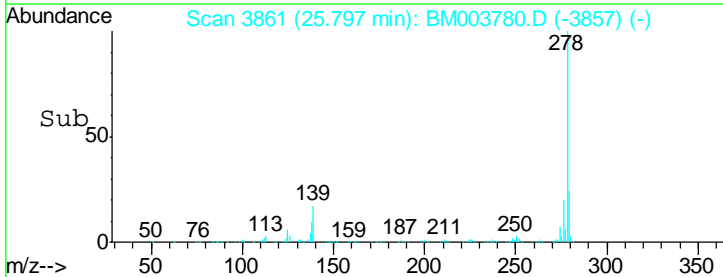
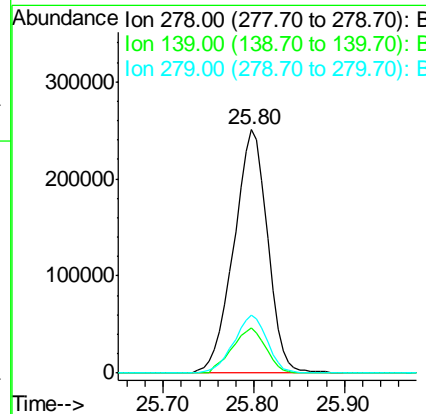
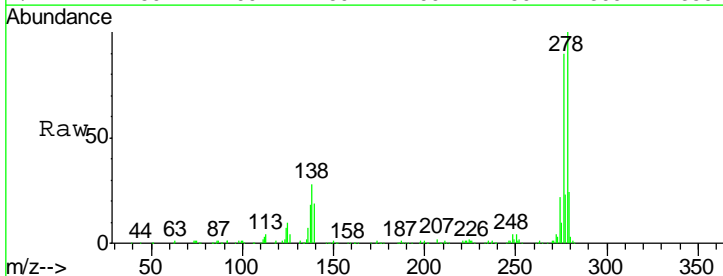
Instrument :
 BNA_M
 ClientSampled :
 SSTDCCC040

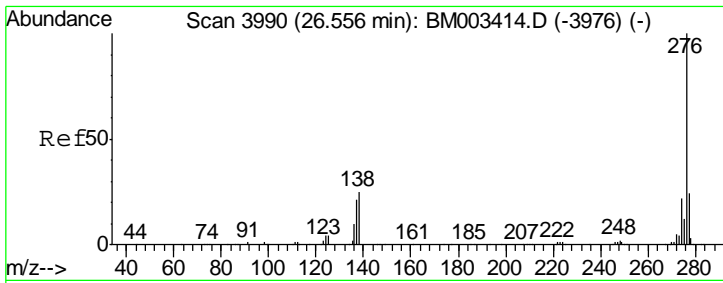
Tgt Ion	Resp	Lower	Upper
252	100		
253	21.7	17.6	26.4
125	11.8	7.4	11.2#



#90
 Dibenzo(a,h)anthracene
 Concen: 34.95 ng
 RT: 25.80 min Scan# 3861
 Delta R.T. -0.08 min
 Lab File: BM003780.D
 Acq: 24 Dec 2015 16:18

Tgt Ion	Resp	Lower	Upper
278	100		
139	18.8	13.4	20.0
279	23.8	19.0	28.4





#91
 Benzo(g,h,i)perylene
 Concen: 34.08 ng
 RT: 26.48 min Scan# 3977
 Delta R.T. -0.08 min
 Lab File: BM003780.D
 Acq: 24 Dec 2015 16:18

Instrument :
 BNA_M
 ClientSampleId :
 SSTDCCC040

Tgt Ion	Resp	Lower	Upper
276	631656		
277	23.8	18.5	27.7
138	24.4	19.0	28.6

