

Data Path : Z:\HPCHEM1\BNA_M\DATA\BM122816\
 Data File : BM008700.D
 Acq On : 28 Dec 2016 19:08
 Operator : UM/SJ
 Sample : H6067-17
 Misc :
 ALS Vial : 12 Sample Multiplier: 1

Instrument :
 BNA_M
 ClientSampleId :
 DA7H3

Quant Time: Dec 29 03:33:29 2016
 Quant Method : Z:\HPCHEM1\BNA_M\METHODS\SOM-EPA-SIM-BM121916.M
 Quant Title : ASP BNA STANDARDS FOR 5 POINT CALIBRATION
 QLast Update : Thu Dec 29 03:29:39 2016
 Response via : Initial Calibration

Internal Standards	R.T.	QIon	Response	Conc	Units	Dev(Min)
1) 1,4-Dichlorobenzene-d4	0.00	152	0	0.00	ng/ul	-7.82
2) Naphthalene-d8	10.43	136	1420	0.40	ng/ul	-0.13
6) Acenaphthene-d10	14.28	164	829	0.40	ng/ul	-0.07
10) Phenanthrene-d10	17.14	188	96485	0.40	ng/ul	0.03
16) Chrysene-d12	21.27	240	1770	0.40	ng/ul	-0.01
20) Perylene-d12	23.49	264	2164	0.40	ng/ul	-0.03

System Monitoring Compounds	R.T.	QIon	Response	Conc	Units	Dev(Min)
4) 2-Methylnaphthalene-d10	12.07	152	462	0.21	ng/ul	-0.09
14) Fluoranthene-d10	19.10	212	1237	0.00	ng/ul	-0.04

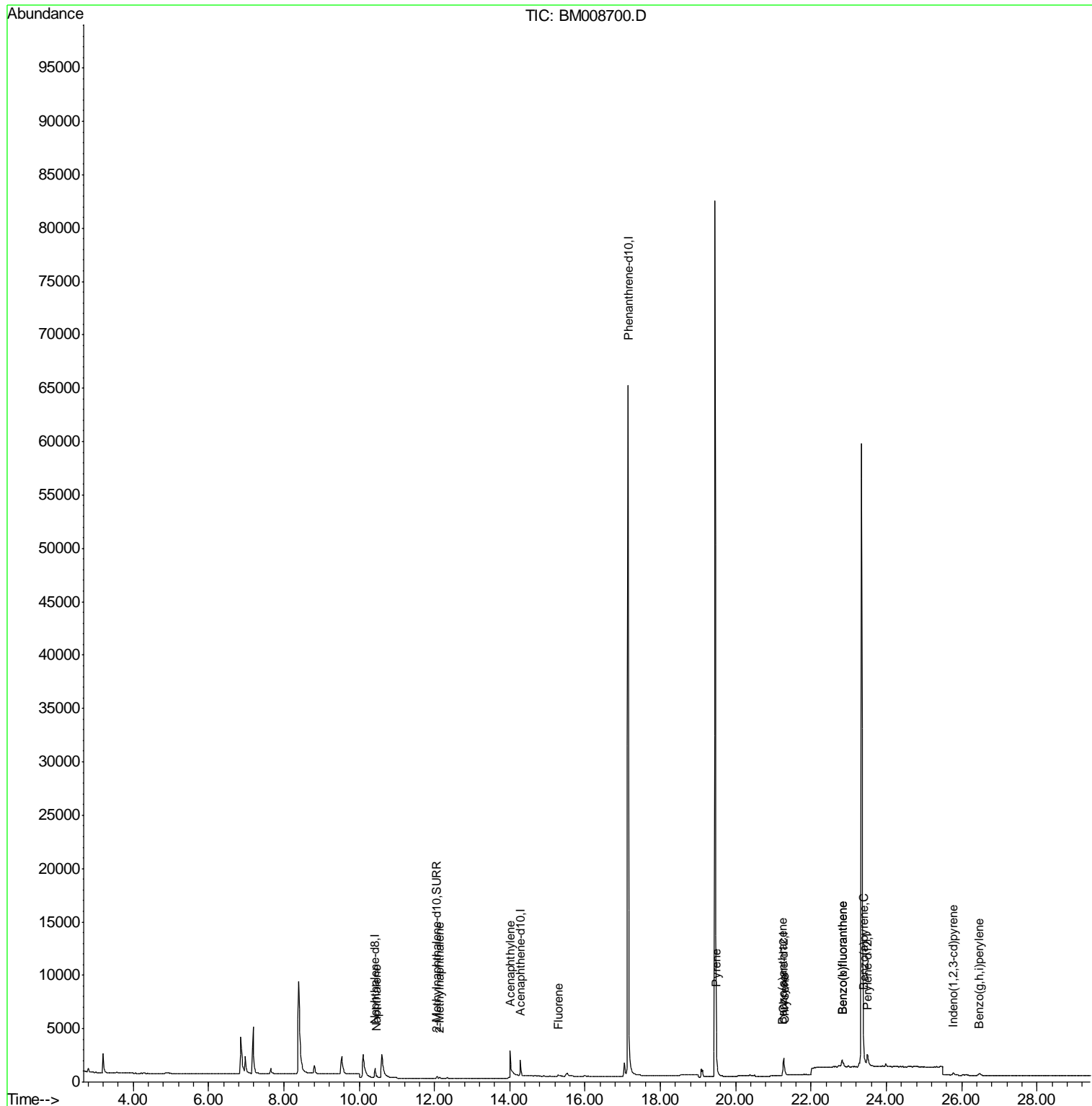
Target Compounds	R.T.	QIon	Response	Conc	Units	Qvalue
3) Naphthalene	10.48	128	245	0.06	ng/ul#	41
5) 2-Methylnaphthalene	12.14	142	125	0.05	ng/ul	97
7) Acenaphthylene	14.01	152	126	0.03	ng/ul#	18
9) Fluorene	15.29	166	242	0.08	ng/ul#	40
17) Pyrene	19.48	202	931	0.14	ng/ul#	73
18) Benzo(a)anthracene	21.25	228	651	0.11	ng/ul#	52
19) Chrysene	21.30	228	600	0.09	ng/ul#	60
21) Benzo(b)fluoranthene	22.83	252	1713	0.20	ng/ul#	60
22) Benzo(k)fluoranthene	22.83	252	1713	0.21	ng/ul#	57
23) Benzo(a)pyrene	23.39	252	679	0.09	ng/ul#	40
24) Indeno(1,2,3-cd)pyrene	25.78	276	527	0.06	ng/ul#	71
26) Benzo(g,h,i)perylene	26.47	276	507	0.06	ng/ul#	42

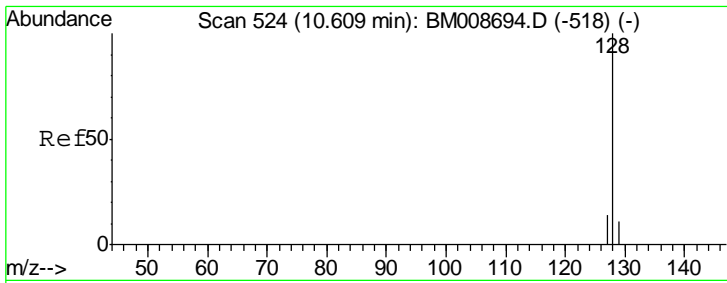
(#) = qualifier out of range (m) = manual integration (+) = signals summed

Data Path : Z:\HPCHEM1\BNA_M\DATA\BM122816\
 Data File : BM008700.D
 Acq On : 28 Dec 2016 19:08
 Operator : UM/SJ
 Sample : H6067-17
 Misc :
 ALS Vial : 12 Sample Multiplier: 1

Instrument :
 BNA_M
 ClientSampleId :
 DA7H3

Quant Time: Dec 29 03:33:29 2016
 Quant Method : Z:\HPCHEM1\BNA_M\METHODS\SOM-EPA-SIM-BM121916.M
 Quant Title : ASP BNA STANDARDS FOR 5 POINT CALIBRATION
 QLast Update : Thu Dec 29 03:29:39 2016
 Response via : Initial Calibration

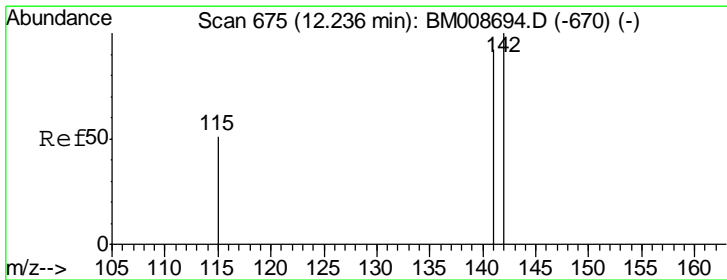
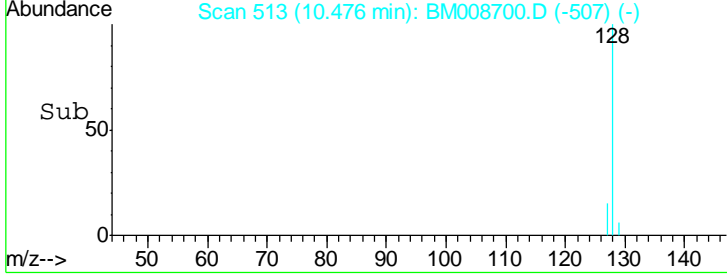
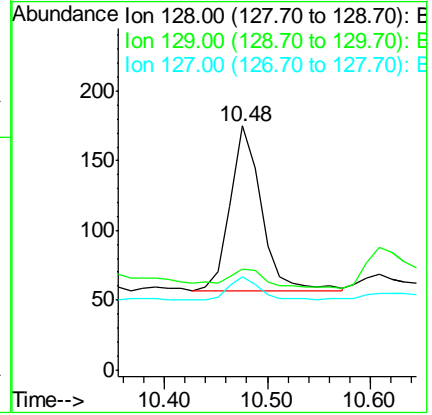
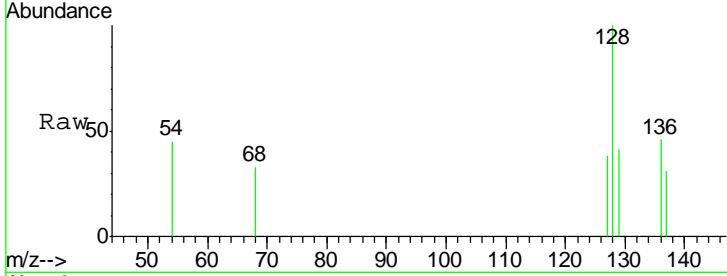




#3
 Naphthalene
 Concen: 0.06 ng/ul
 RT: 10.48 min Scan# 513
 Delta R.T. -0.13 min
 Lab File: BM008700.D
 Acq: 28 Dec 2016 19:08

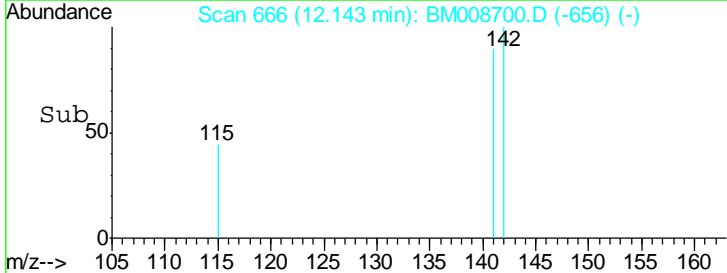
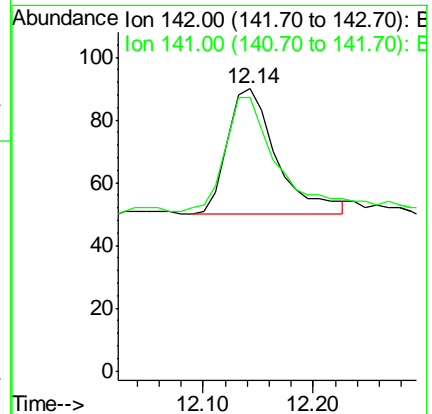
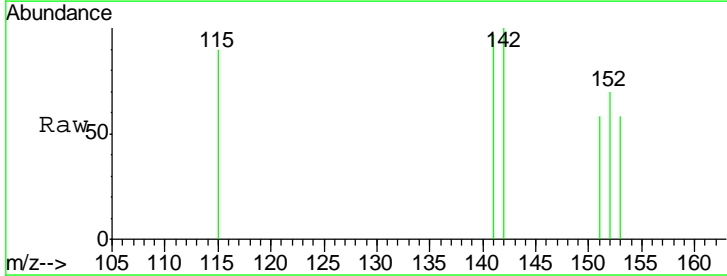
Instrument :
 BNA_M
 ClientSampled :
 DA7H3

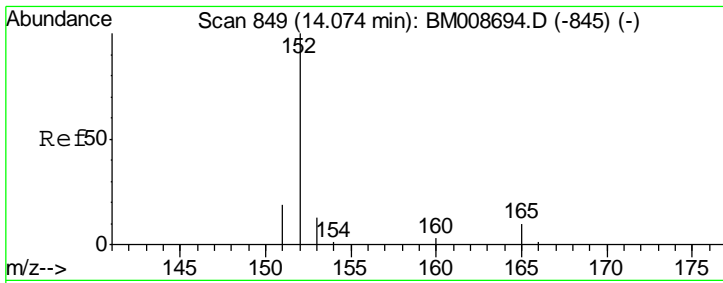
Tgt Ion	Resp	Lower	Upper
128	100		
129	41.1	11.3	16.9#
127	38.3	12.8	19.2#



#5
 2-Methylnaphthalene
 Concen: 0.05 ng/ul
 RT: 12.14 min Scan# 666
 Delta R.T. -0.09 min
 Lab File: BM008700.D
 Acq: 28 Dec 2016 19:08

Tgt Ion	Resp	Lower	Upper
142	100		
141	93.6	72.6	108.8

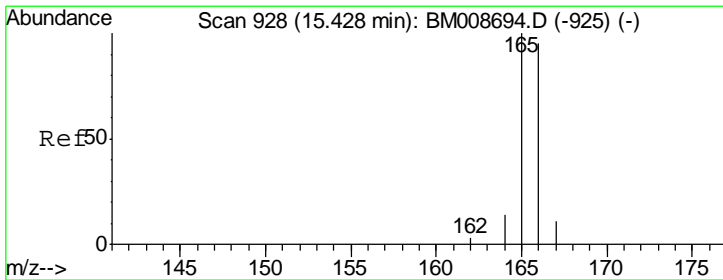
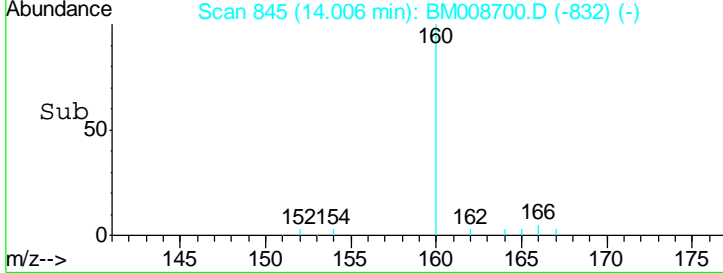
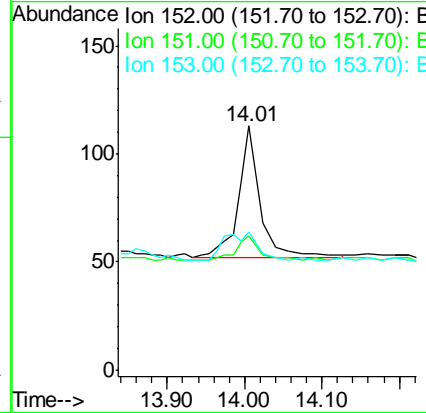
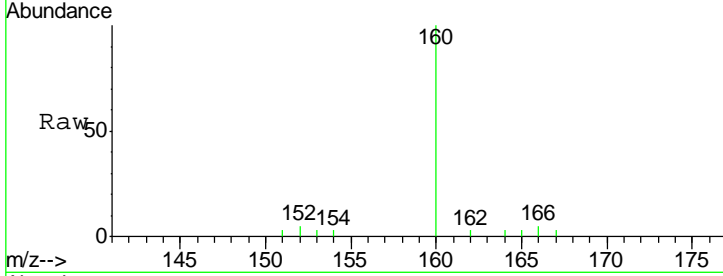




#7
 Acenaphthylene
 Concen: 0.03 ng/ul
 RT: 14.01 min Scan# 845
 Delta R.T. -0.07 min
 Lab File: BM008700.D
 Acq: 28 Dec 2016 19:08

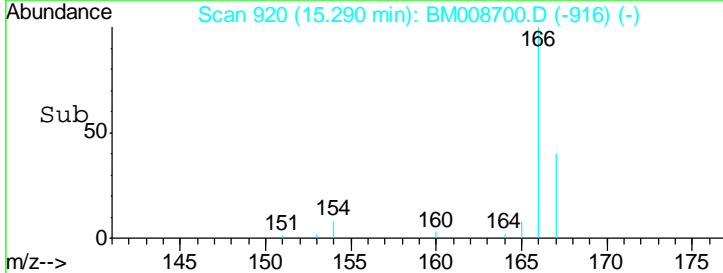
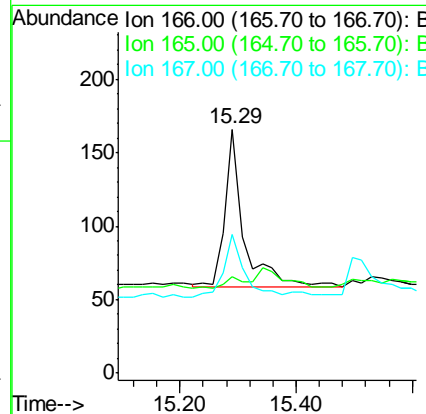
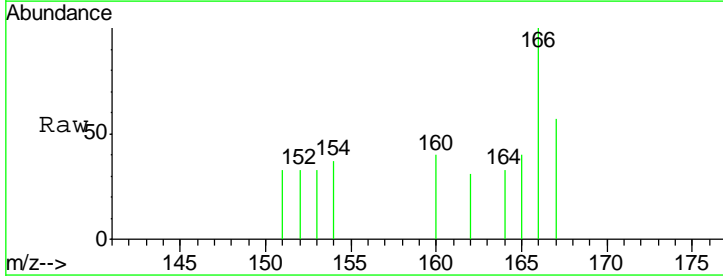
Instrument :
 BNA_M
 ClientSampleId :
 DA7H3

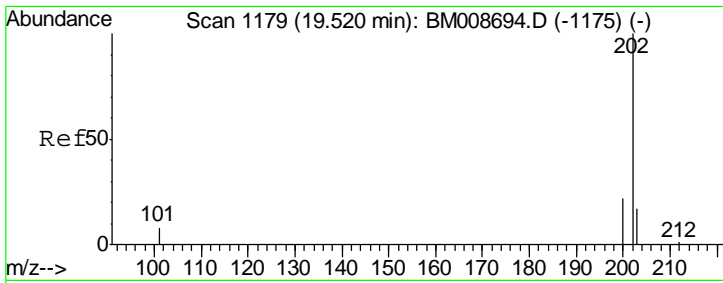
Tgt Ion	Resp	Lower	Upper
152	100		
151	54.9	17.1	25.7#
153	56.6	12.8	19.2#



#9
 Fluorene
 Concen: 0.08 ng/ul
 RT: 15.29 min Scan# 920
 Delta R.T. -0.14 min
 Lab File: BM008700.D
 Acq: 28 Dec 2016 19:08

Tgt Ion	Resp	Lower	Upper
166	100		
165	39.8	73.4	110.2#
167	56.6	14.6	22.0#

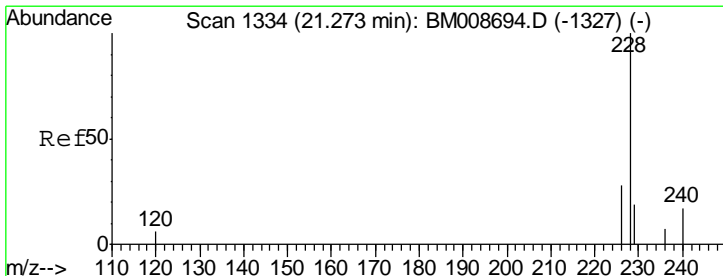
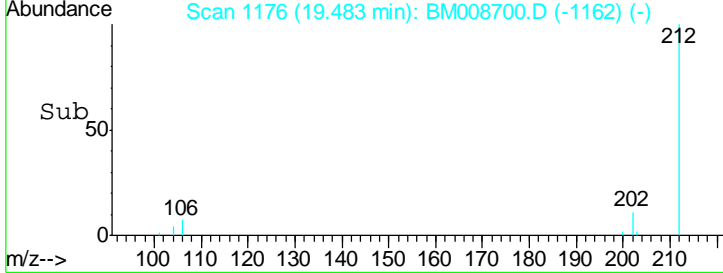
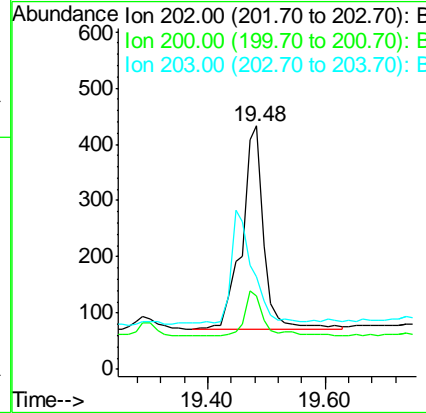
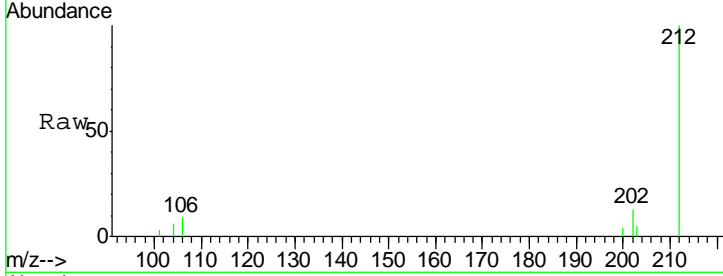




#17
 Pyrene
 Concen: 0.14 ng/ul
 RT: 19.48 min Scan# 1176
 Delta R.T. -0.04 min
 Lab File: BM008700.D
 Acq: 28 Dec 2016 19:08

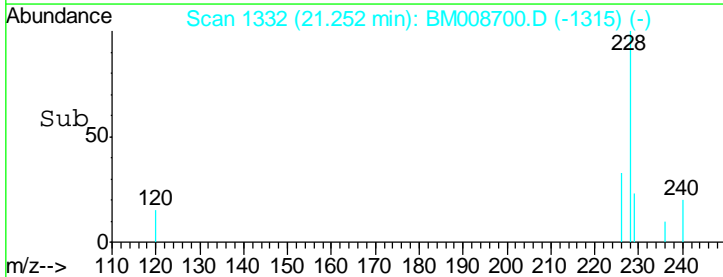
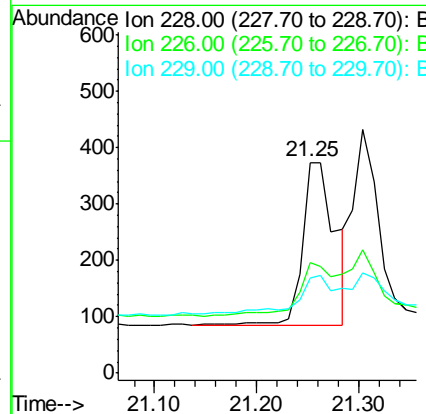
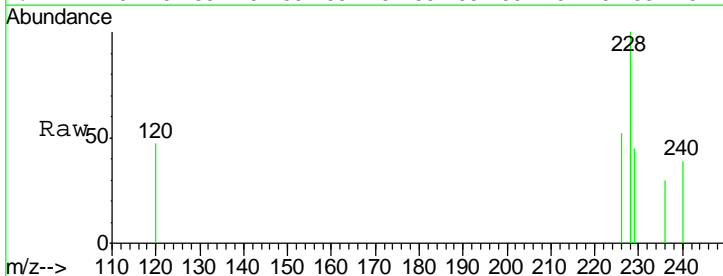
Instrument :
 BNA_M
 ClientSampleID :
 DA7H3

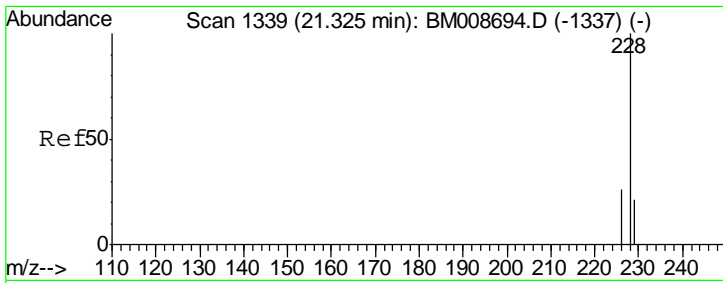
Tgt Ion	Resp	Lower	Upper
202	100		
200	30.0	18.2	27.4#
203	38.1	15.6	23.4#



#18
 Benzo(a)anthracene
 Concen: 0.11 ng/ul
 RT: 21.25 min Scan# 1332
 Delta R.T. -0.02 min
 Lab File: BM008700.D
 Acq: 28 Dec 2016 19:08

Tgt Ion	Resp	Lower	Upper
228	100		
226	52.4	22.8	34.2#
229	45.2	17.0	25.6#

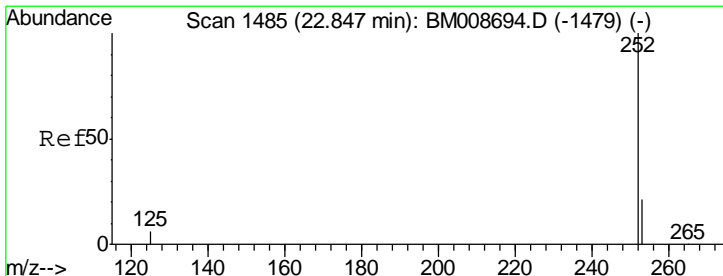
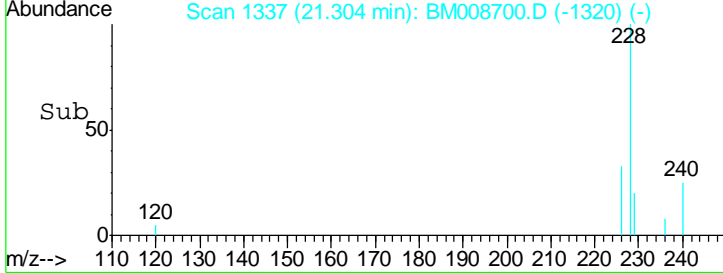
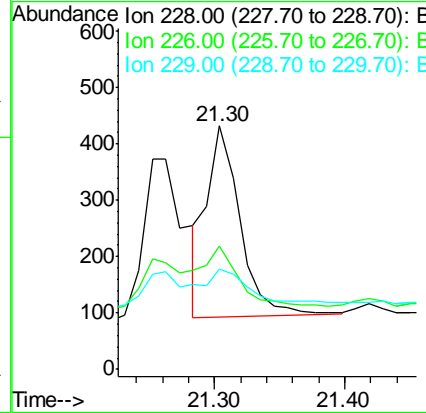
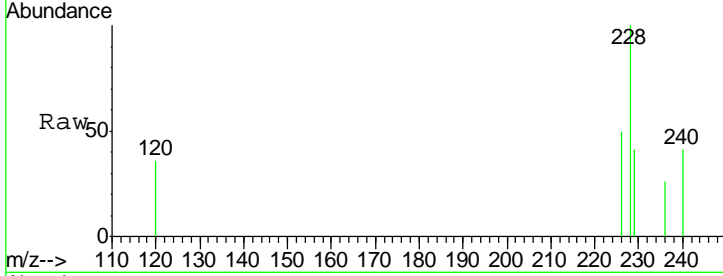




#19
 Chrysene
 Concen: 0.09 ng/ul
 RT: 21.30 min Scan# 1337
 Delta R.T. -0.02 min
 Lab File: BM008700.D
 Acq: 28 Dec 2016 19:08

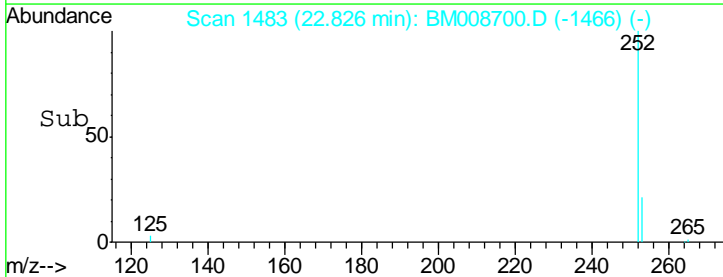
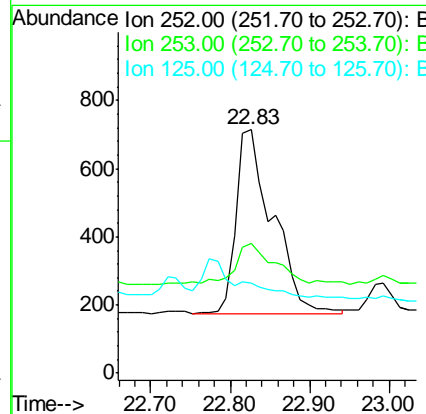
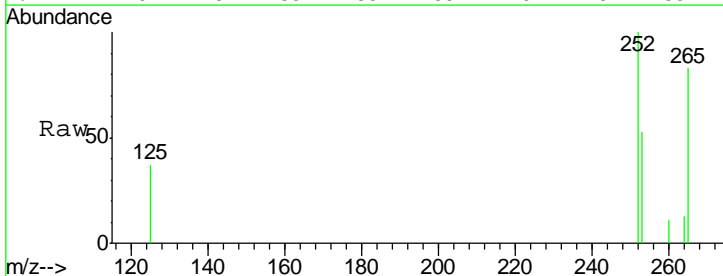
Instrument :
 BNA_M
 ClientSampleID :
 DA7H3

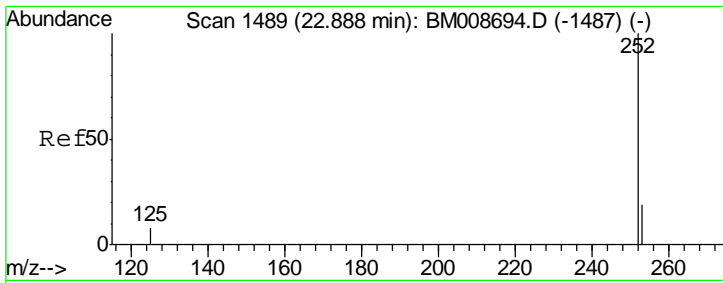
Tgt Ion	Resp	Lower	Upper
228	100		
226	50.5	23.4	35.0#
229	41.0	17.7	26.5#



#21
 Benzo(b)fluoranthene
 Concen: 0.20 ng/ul
 RT: 22.83 min Scan# 1483
 Delta R.T. -0.02 min
 Lab File: BM008700.D
 Acq: 28 Dec 2016 19:08

Tgt Ion	Resp	Lower	Upper
252	100		
253	53.2	0.0	64.2
125	36.8	0.0	35.0#



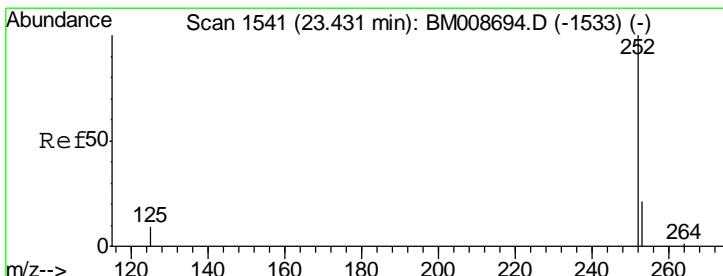
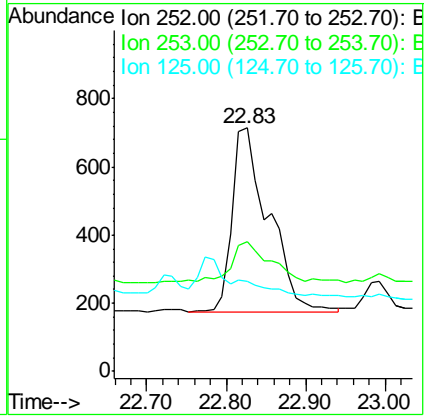
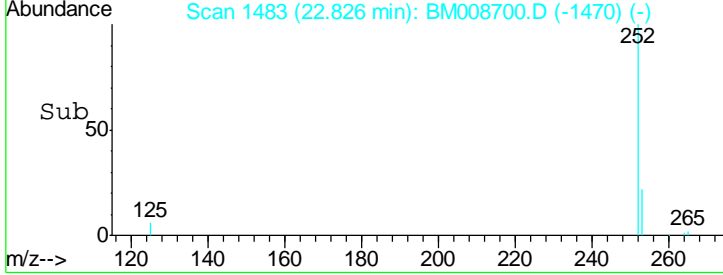
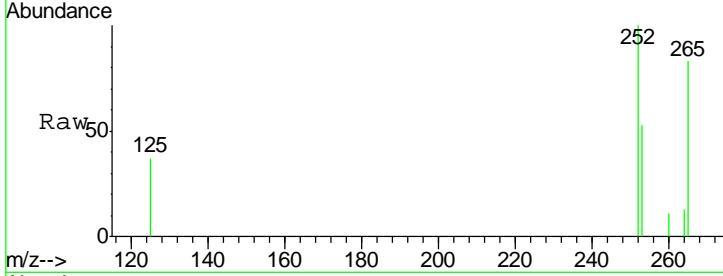


#22
 Benzo(k)fluoranthene
 Concen: 0.21 ng/ul
 RT: 22.83 min Scan# 1483
 Delta R.T. -0.06 min
 Lab File: BM008700.D
 Acq: 28 Dec 2016 19:08

Instrument :
 BNA_M
 ClientSampled :
 DA7H3

Tgt Ion: 252 Resp: 1713

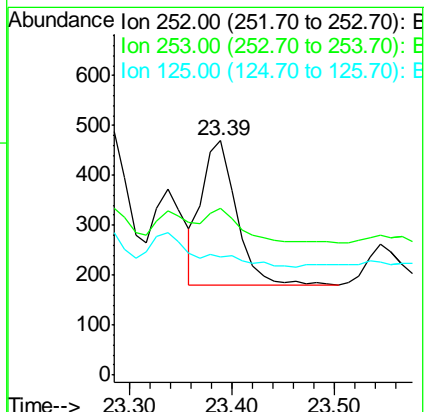
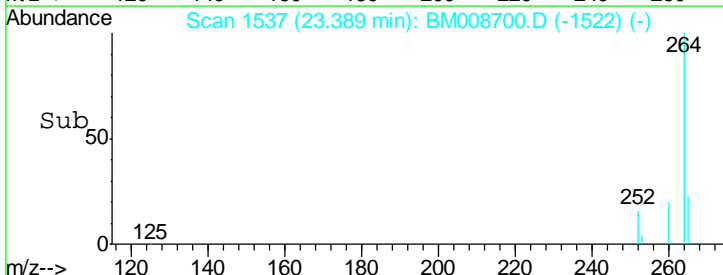
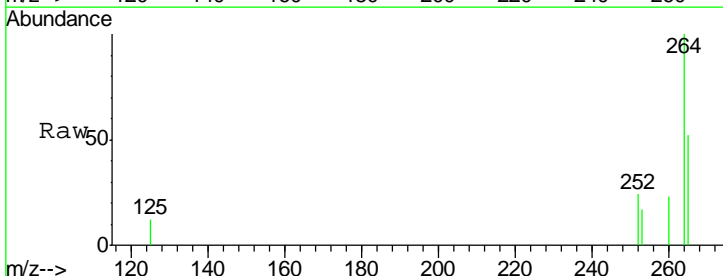
Ion	Ratio	Lower	Upper
252	100		
253	53.2	24.5	36.7#
125	36.8	13.7	20.5#

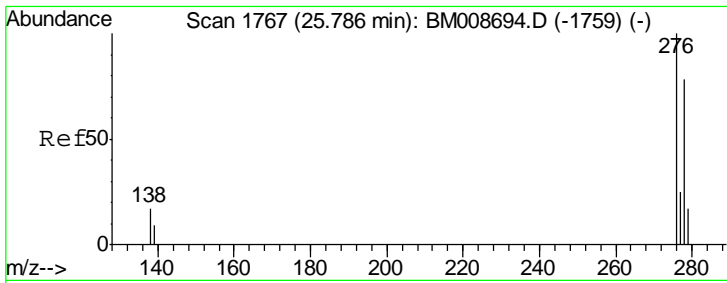


#23
 Benzo(a)pyrene
 Concen: 0.09 ng/ul
 RT: 23.39 min Scan# 1537
 Delta R.T. -0.04 min
 Lab File: BM008700.D
 Acq: 28 Dec 2016 19:08

Tgt Ion: 252 Resp: 679

Ion	Ratio	Lower	Upper
252	100		
253	71.0	28.5	42.7#
125	50.5	18.1	27.1#

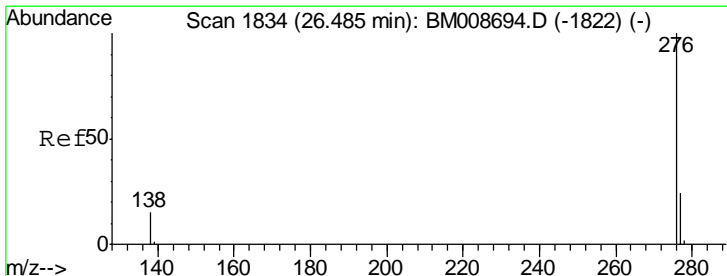
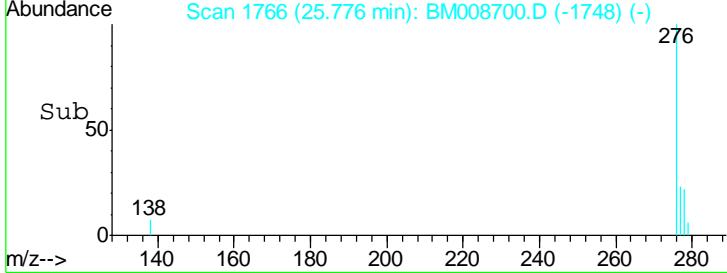
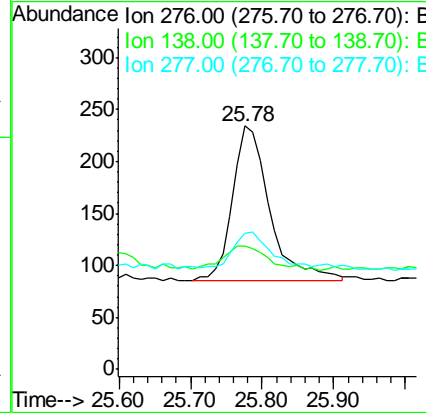
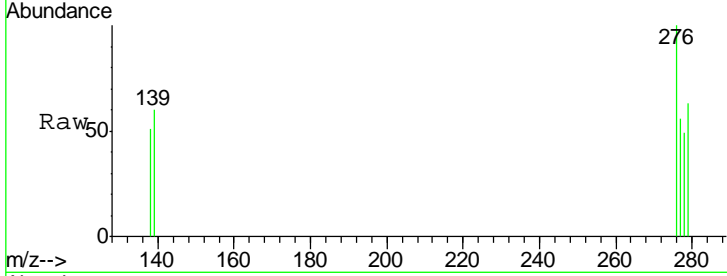




#24
 Indeno(1,2,3-cd)pyrene
 Concen: 0.06 ng/ul
 RT: 25.78 min Scan# 1766
 Delta R.T. -0.01 min
 Lab File: BM008700.D
 Acq: 28 Dec 2016 19:08

Instrument :
 BNA_M
 ClientSampled :
 DA7H3

Tgt Ion	Resp	Lower	Upper
276	100		
138	20.3	19.1	28.7
277	0.0	19.6	29.4#



#26
 Benzo(g,h,i)perylene
 Concen: 0.06 ng/ul
 RT: 26.47 min Scan# 1833
 Delta R.T. -0.01 min
 Lab File: BM008700.D
 Acq: 28 Dec 2016 19:08

Tgt Ion	Resp	Lower	Upper
276	100		
277	59.1	21.8	32.8#
138	53.5	20.5	30.7#

