

Data File : BP001628.D
 Acq On : 16 Jan 2020 01:50
 Operator : JU
 Sample : L1108-06
 Misc :
 ALS Vial : 24 Sample Multiplier: 1

Instrument :
 BNA_P
 ClientSampleId :
 INWOOD-BH-03-B

Quant Time: Jan 16 06:07:34 2020
 Quant Method : Z:\SVOASRV\HPCHEM1\BNA_P\METHODS\8270-BP010820.M
 Quant Title : ASP BNA STANDARDS FOR 5 POINT CALIBRATION
 QLast Update : Tue Jan 14 21:52:04 2020
 Response via : Initial Calibration

Internal Standards	R.T.	QIon	Response	Conc	Units	Dev(Min)
1) 1,4-Dichlorobenzene-d4	7.63	152	44387	20.00	ng	0.00
21) Naphthalene-d8	10.42	136	158614	20.00	ng	0.00
39) Acenaphthene-d10	14.29	164	103393	20.00	ng	0.00
64) Phenanthrene-d10	17.05	188	220142	20.00	ng	0.00
76) Chrysene-d12	21.17	240	175732	20.00	ng	0.01
87) Perylene-d12	23.42	264	177171	20.00	ng	0.02

System Monitoring Compounds

5) 2-Fluorophenol	5.26	112	216329	95.47	ng	0.00
7) Phenol-d6	6.83	99	315447	87.11	ng	0.00
23) Nitrobenzene-d5	8.79	82	222067	61.18	ng	0.00
42) 2,4,6-Tribromophenol	15.79	330	120540	76.59	ng	0.00
45) 2-Fluorobiphenyl	12.90	172	474320	67.45	ng	0.00
79) Terphenyl-d14	19.64	244	592159	61.63	ng	0.00

Target Compounds

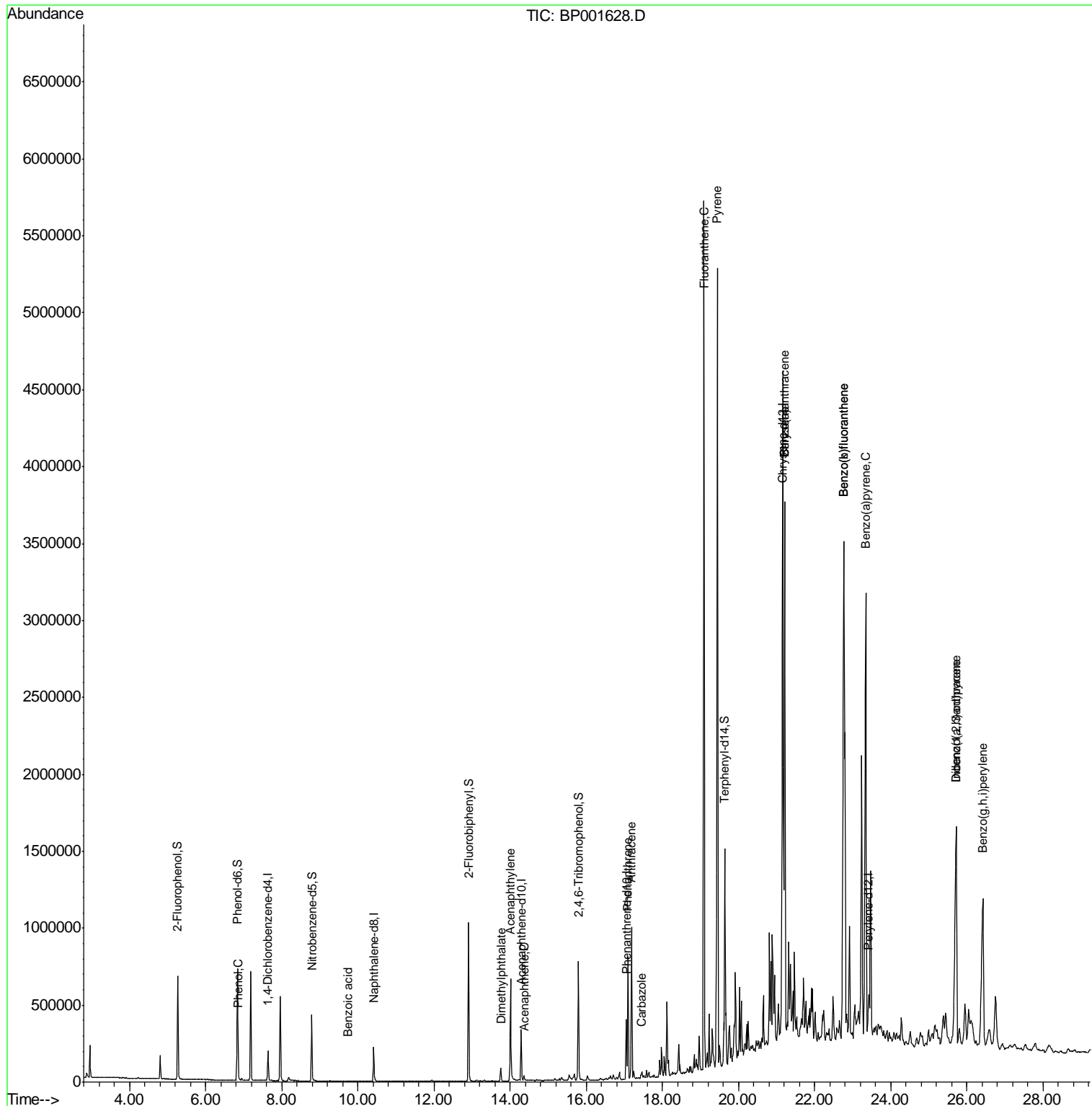
						Qvalue
10) Phenol	6.86	94	7782	2.077	ng	95
32) Benzoic acid	9.73	122	38	4.721	ng	# 27
49) Acenaphthylene	14.00	152	515061	54.236	ng	99
50) Dimethylphthalate	13.75	163	40156	4.715	ng	# 95
52) Acenaphthene	14.35	154	15541	2.642	ng	# 91
71) Phenanthrene	17.09	178	438847	36.656	ng	99
72) Anthracene	17.19	178	559115	47.973	ng	99
73) Carbazole	17.46	167	26018	2.378	ng	99
75) Fluoranthene	19.09	202	3675894	233.344	ng	98
78) Pyrene	19.45	202	3397200	263.166	ng	98
81) Benzo(a)anthracene	21.21	228	1942451	158.715	ng	94
83) Chrysene	21.21	228	1942451	162.860	ng	96
86) Indeno(1,2,3-cd)pyrene	25.72	276	1615991	115.746	ng	97
88) Benzo(b)fluoranthene	22.76	252	3332489	298.492	ng	99
89) Benzo(k)fluoranthene	22.76	252	3332489	306.144	ng	100
90) Benzo(a)pyrene	23.34	252	2319837	218.846	ng	97
91) Dibenzo(a,h)anthracene	25.71	278	364260	33.305	ng	# 89
92) Benzo(g,h,i)perylene	26.42	276	1410002	129.683	ng	98

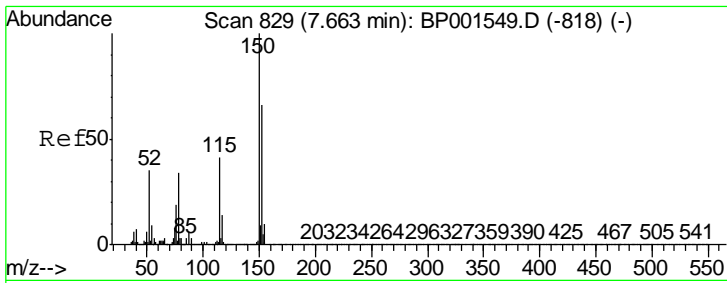
(#) = qualifier out of range (m) = manual integration (+) = signals summed

Data File : BP001628.D
Acq On : 16 Jan 2020 01:50
Operator : JU
Sample : L1108-06
Misc :
ALS Vial : 24 Sample Multiplier: 1

Instrument :
BNA_P
Client Sampled :
INWOOD-BH-03-B

Quant Time: Jan 16 06:07:34 2020
Quant Method : Z:\SVOASRV\HPCHEM1\BNA_P\METHODS\8270-BP010820.M
Quant Title : ASP BNA STANDARDS FOR 5 POINT CALIBRATION
QLast Update : Tue Jan 14 21:52:04 2020
Response via : Initial Calibration

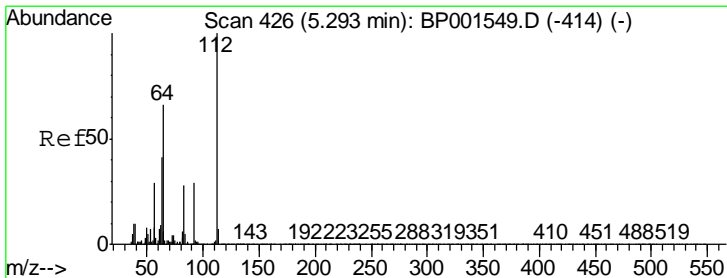
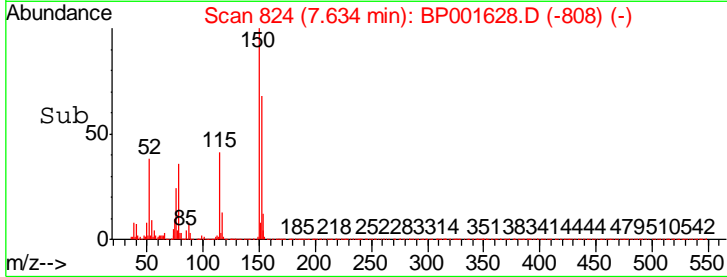
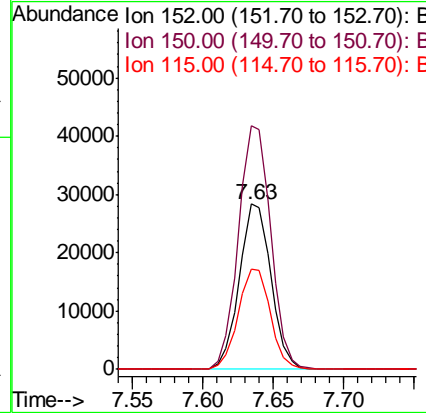
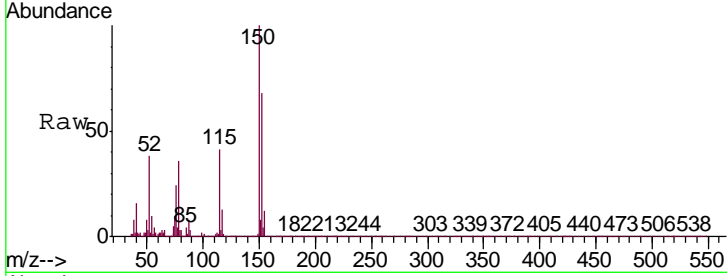




#1
 1,4-Dichlorobenzene-d4
 Concen: 20.000 ng
 RT: 7.63 min Scan# 824
 Delta R.T. -0.01 min
 Lab File: BP001628.D
 Acq: 16 Jan 2020 01:50

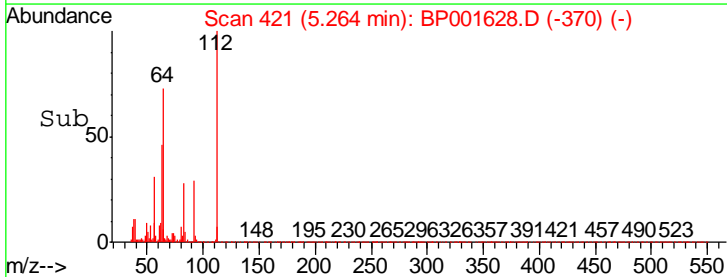
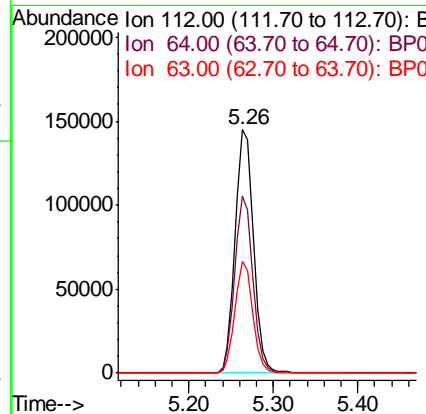
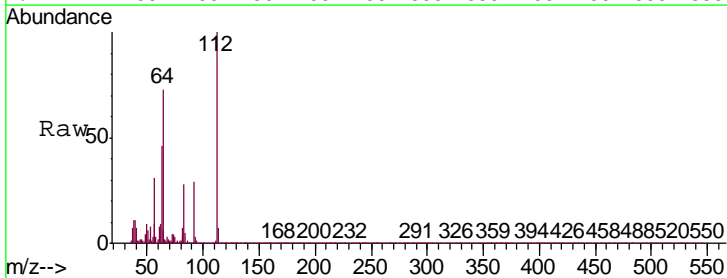
Instrument :
 BNA_P
ClientSampleId :
 INWOOD-BH-03-B

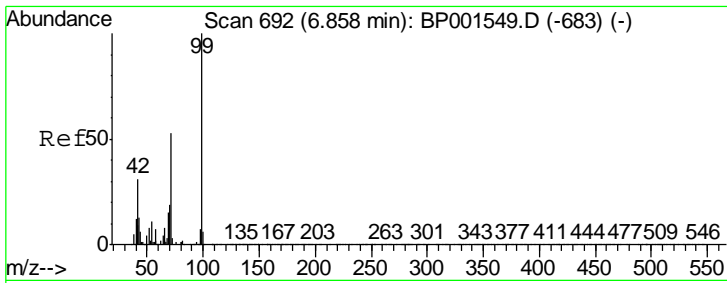
Tgt Ion	Resp	Lower	Upper
152	44387		
152	100		
150	147.6	122.0	183.0
115	61.0	50.7	76.1



#5
 2-Fluorophenol
 Concen: 95.471 ng
 RT: 5.26 min Scan# 421
 Delta R.T. 0.00 min
 Lab File: BP001628.D
 Acq: 16 Jan 2020 01:50

Tgt Ion	Resp	Lower	Upper
112	216329		
112	100		
64	72.8	52.8	79.2
63	45.8	33.1	49.7

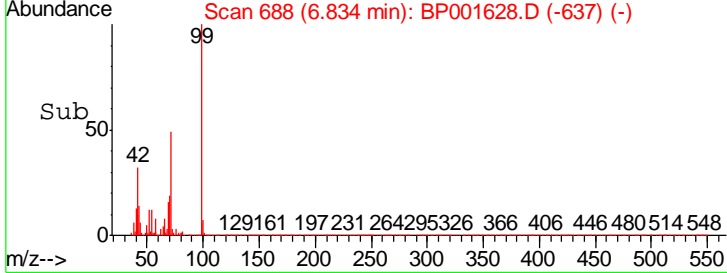
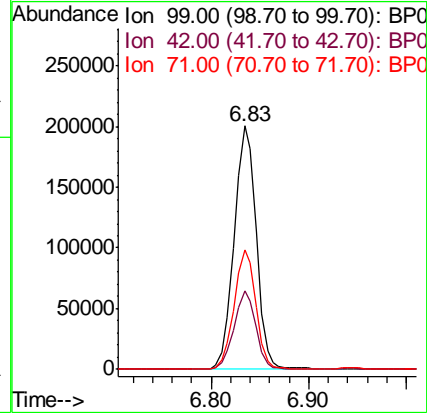
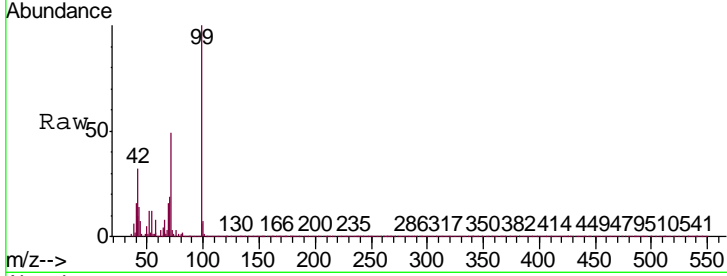




#7
 Phenol-d6
 Concen: 87.107 ng
 RT: 6.83 min Scan# 688
 Delta R.T. 0.00 min
 Lab File: BP001628.D
 Acq: 16 Jan 2020 01:50

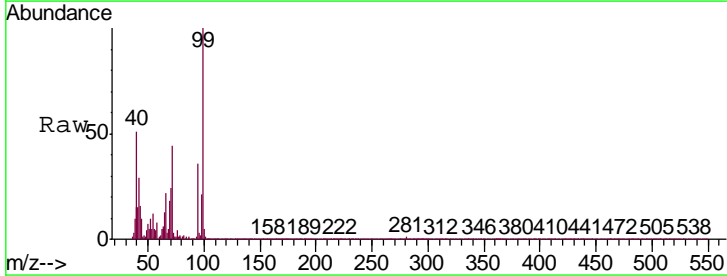
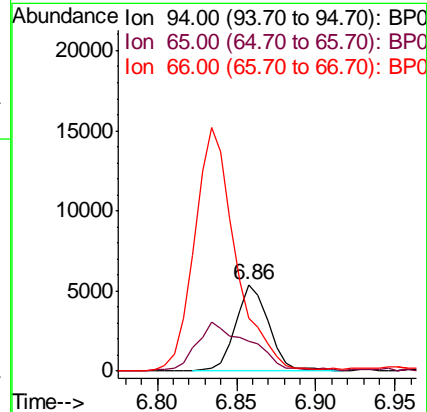
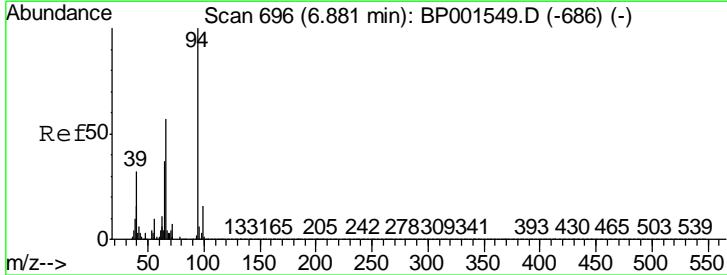
Instrument :
 BNA_P
 ClientSampleId :
 INWOOD-BH-03-B

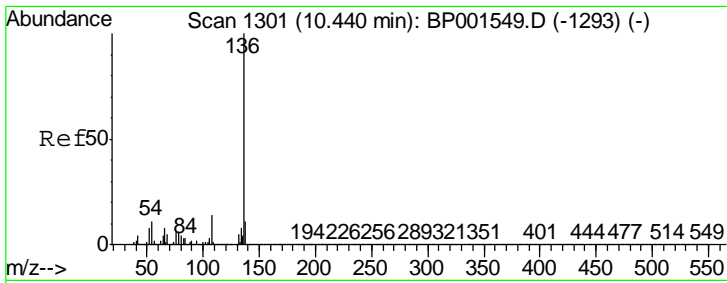
Tgt Ion	Resp	Lower	Upper
99	315447		
42	32.3	24.5	36.7
71	48.9	42.4	63.6



#10
 Phenol
 Concen: 2.077 ng
 RT: 6.86 min Scan# 692
 Delta R.T. 0.00 min
 Lab File: BP001628.D
 Acq: 16 Jan 2020 01:50

Tgt Ion	Resp	Lower	Upper
94	7782		
65	35.2	17.5	57.5
66	61.5	36.7	76.7

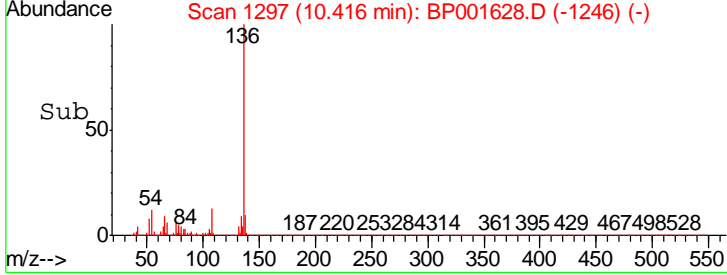
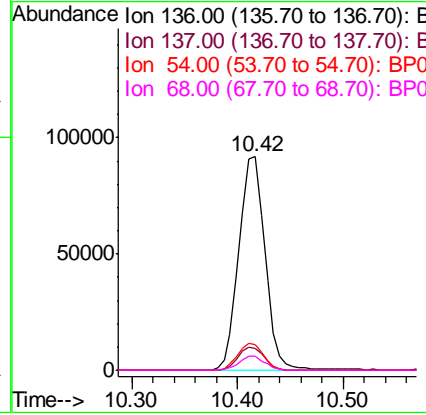
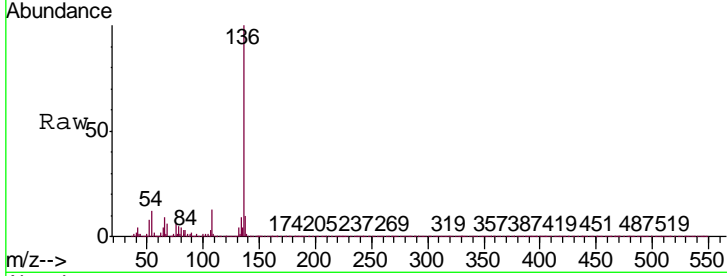




#21
 Naphthalene-d8
 Concen: 20.000 ng
 RT: 10.42 min Scan# 1297
 Delta R.T. 0.00 min
 Lab File: BP001628.D
 Acq: 16 Jan 2020 01:50

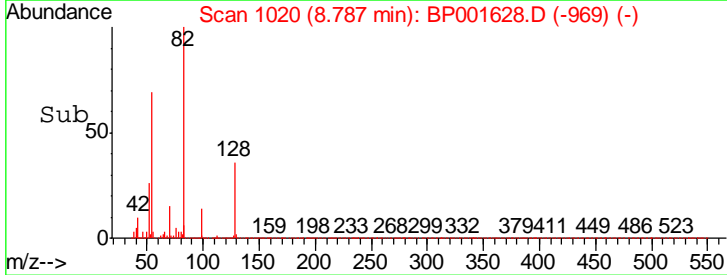
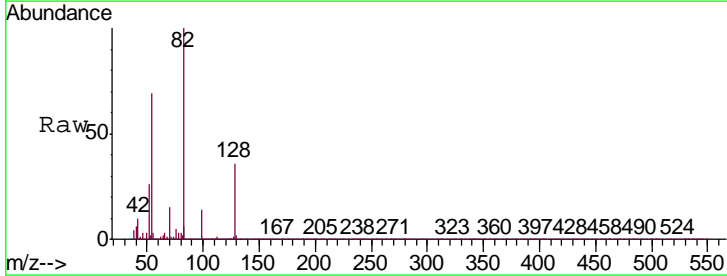
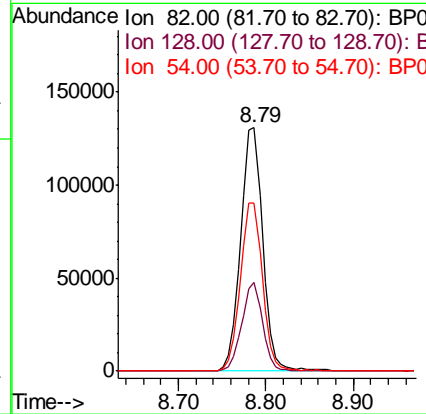
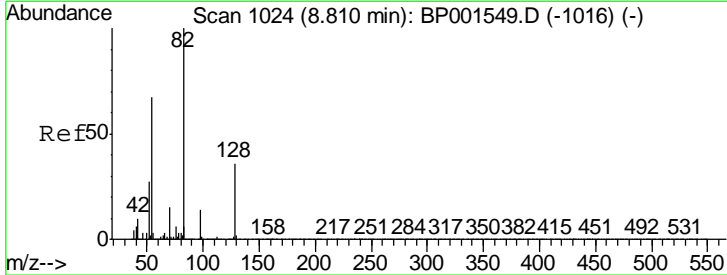
Instrument :
 BNA_P
 ClientSampleId :
 INWOOD-BH-03-B

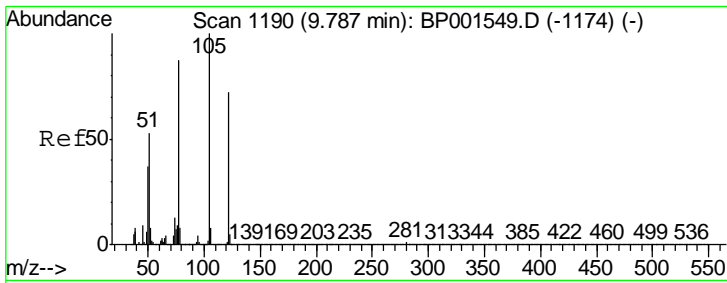
Tgt Ion	Resp	Lower	Upper
136	158614		
137	10.3	8.6	12.8
54	11.8	9.2	13.8
68	6.4	4.1	6.1#



#23
 Nitrobenzene-d5
 Concen: 61.179 ng
 RT: 8.79 min Scan# 1020
 Delta R.T. 0.00 min
 Lab File: BP001628.D
 Acq: 16 Jan 2020 01:50

Tgt Ion	Resp	Lower	Upper
82	222067		
128	36.3	28.4	42.6
54	68.8	53.4	80.2

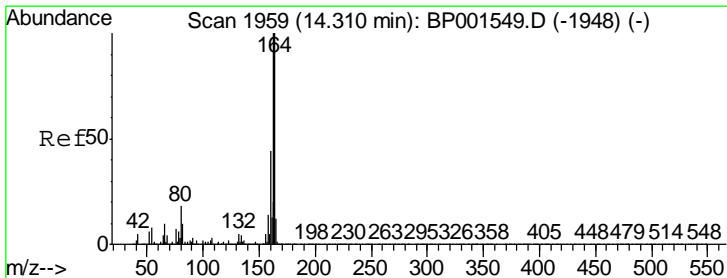
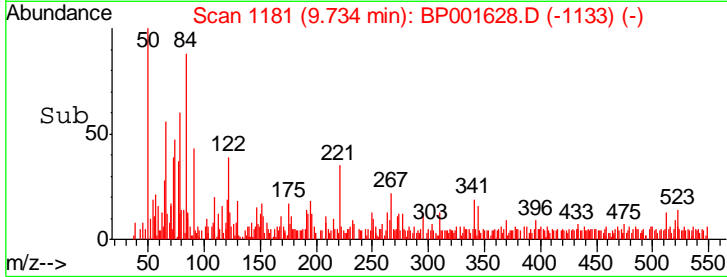
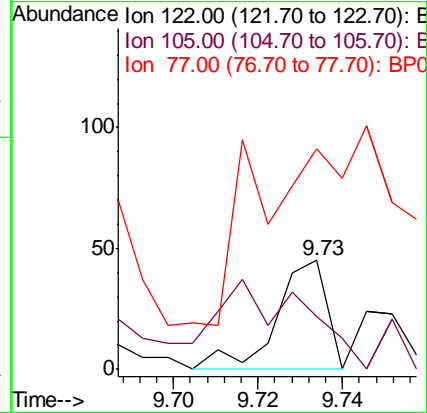
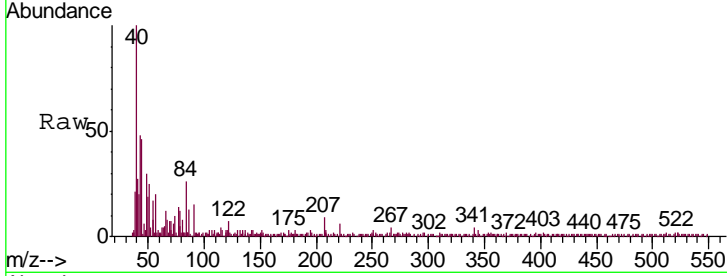




#32
 Benzoic acid
 Concen: 4.721 ng
 RT: 9.73 min Scan# 1181
 Delta R.T. -0.02 min
 Lab File: BP001628.D
 Acq: 16 Jan 2020 01:50

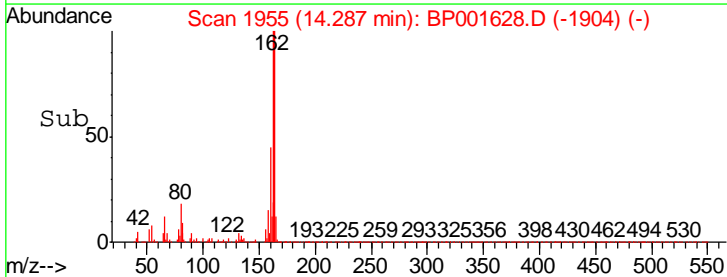
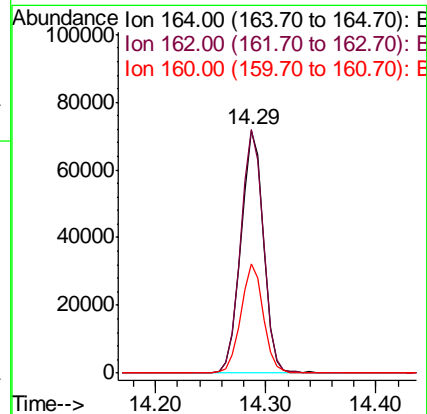
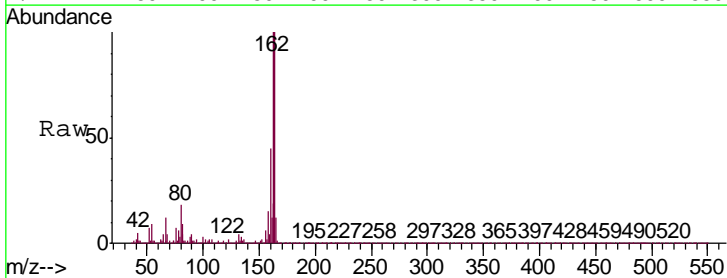
Instrument :
 BNA_P
 ClientSampleId :
 INWOOD-BH-03-B

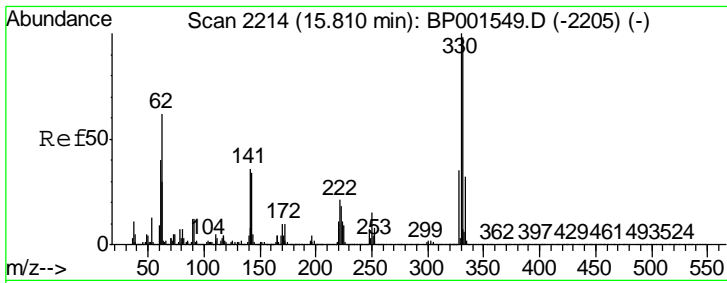
Tgt Ion	Ratio	Lower	Upper
122	100		
105	48.9	119.5	159.5#
77	202.2	102.8	142.8#



#39
 Acenaphthene-d10
 Concen: 20.000 ng
 RT: 14.29 min Scan# 1955
 Delta R.T. 0.00 min
 Lab File: BP001628.D
 Acq: 16 Jan 2020 01:50

Tgt Ion	Ratio	Lower	Upper
164	100		
162	100.4	79.8	119.6
160	44.9	35.0	52.6

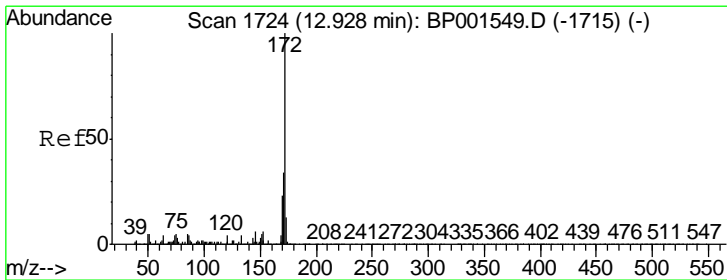
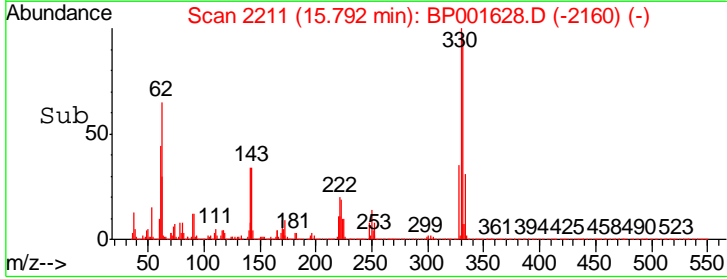
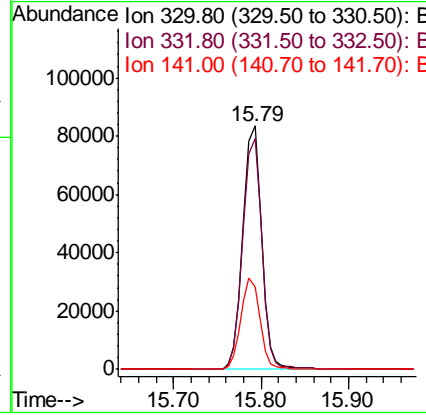
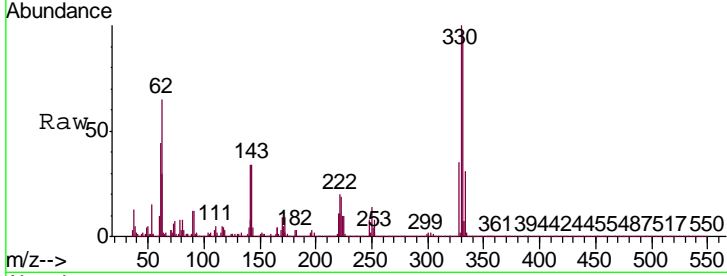




#42
 2,4,6-Tribromophenol
 Concen: 76.589 ng
 RT: 15.79 min Scan# 2211
 Delta R.T. 0.00 min
 Lab File: BP001628.D
 Acq: 16 Jan 2020 01:50

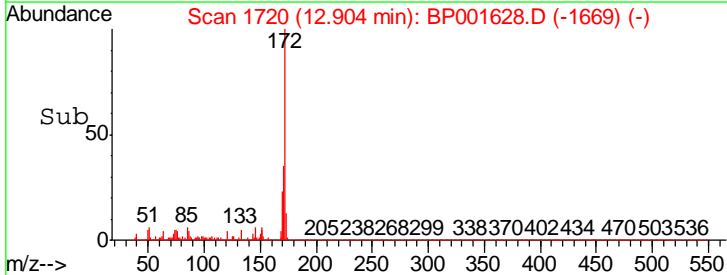
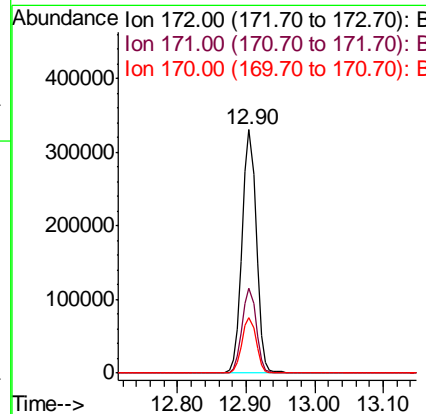
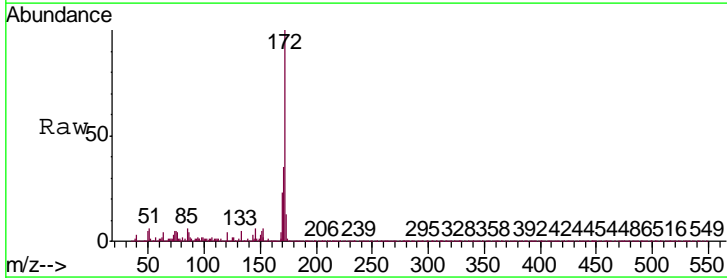
Instrument :
 BNA_P
 ClientSampleId :
 INWOOD-BH-03-B

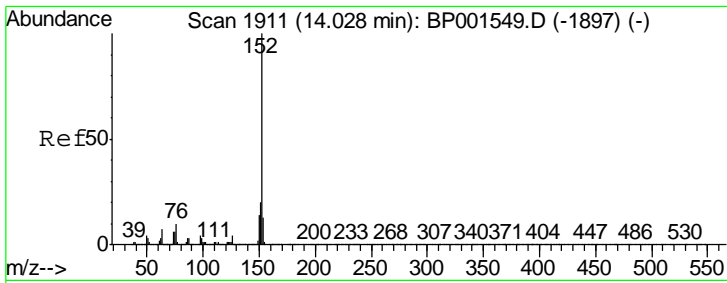
Tgt Ion	Resp	Lower	Upper
330	120540		
332	96.3	77.8	116.6
141	37.6	28.7	43.1



#45
 2-Fluorobiphenyl
 Concen: 67.449 ng
 RT: 12.90 min Scan# 1720
 Delta R.T. 0.00 min
 Lab File: BP001628.D
 Acq: 16 Jan 2020 01:50

Tgt Ion	Resp	Lower	Upper
172	474320		
171	35.0	27.6	41.4
170	22.9	18.3	27.5

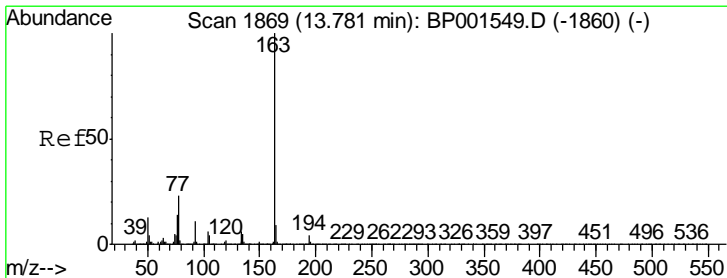
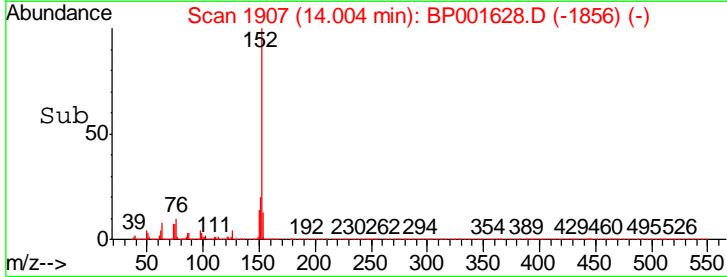
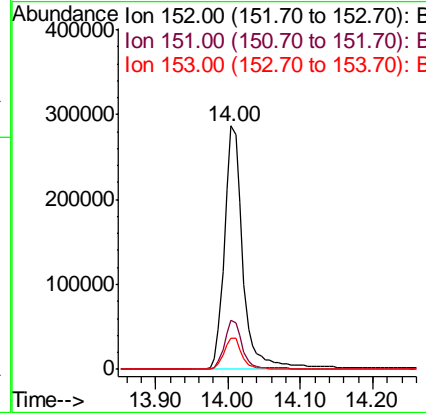
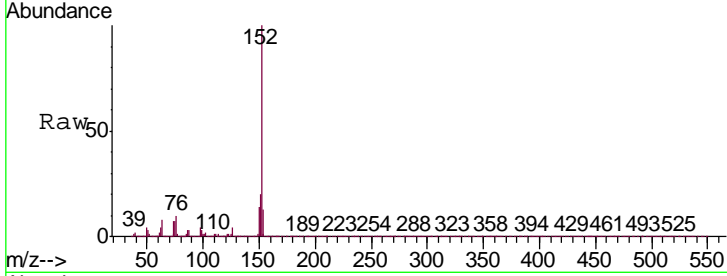




#49
 Acenaphthylene
 Concen: 54.236 ng
 RT: 14.00 min Scan# 1907
 Delta R.T. 0.00 min
 Lab File: BP001628.D
 Acq: 16 Jan 2020 01:50

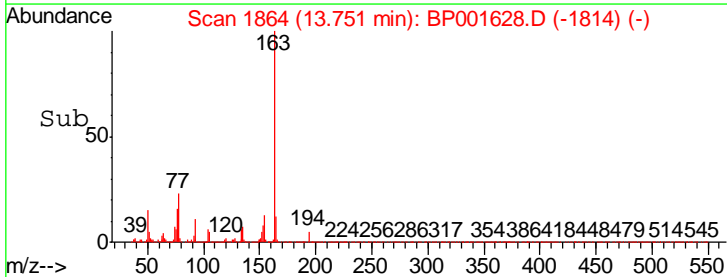
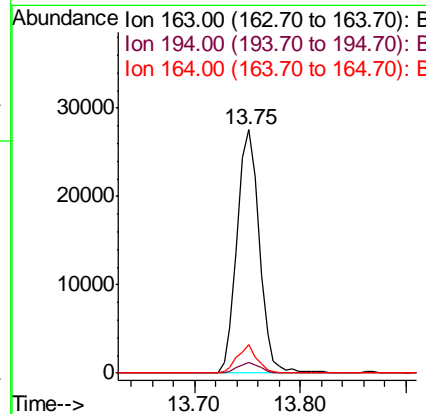
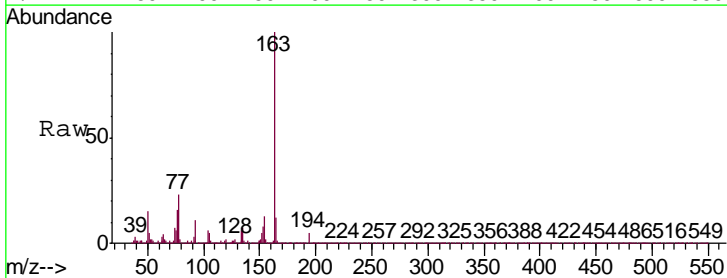
Instrument :
 BNA_P
 ClientSampled :
 INWOOD-BH-03-B

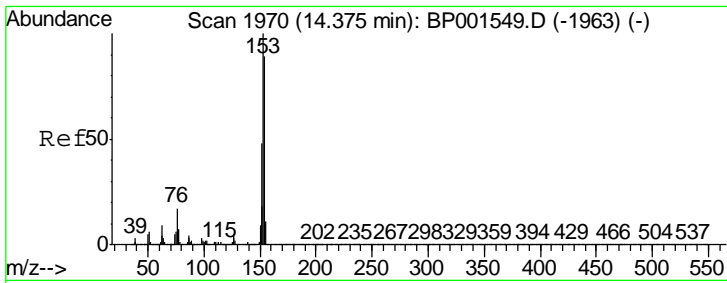
Tgt Ion	Resp	Lower	Upper
152	515061		
151	20.1	15.9	23.9
153	12.6	10.4	15.6



#50
 Dimethylphthalate
 Concen: 4.715 ng
 RT: 13.75 min Scan# 1864
 Delta R.T. -0.01 min
 Lab File: BP001628.D
 Acq: 16 Jan 2020 01:50

Tgt Ion	Resp	Lower	Upper
163	40156		
194	4.6	3.6	5.4
164	12.0	7.5	11.3#

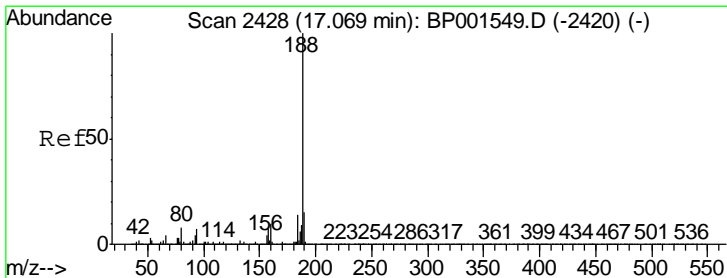
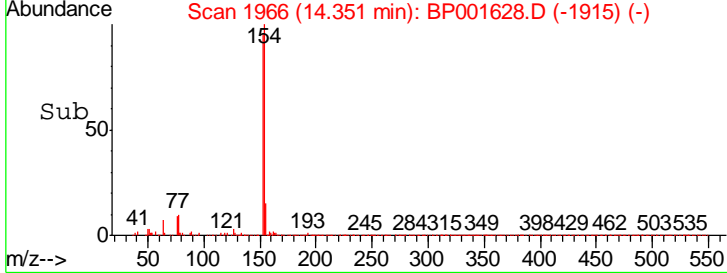
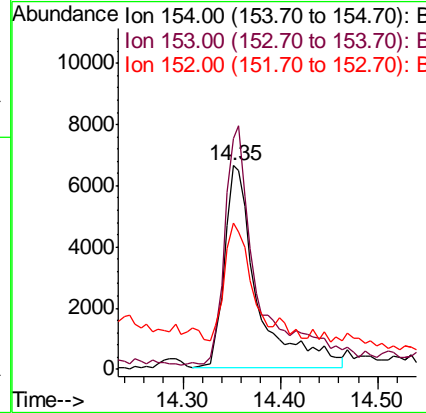
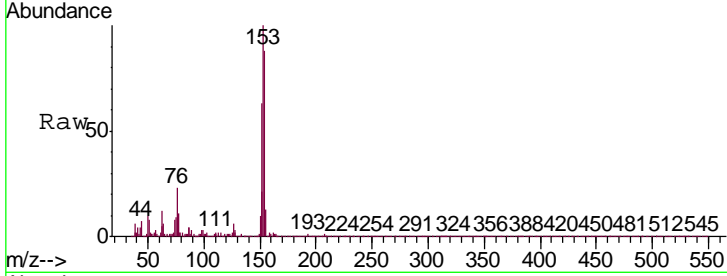




#52
 Acenaphthene
 Concen: 2.642 ng
 RT: 14.35 min Scan# 1966
 Delta R.T. 0.00 min
 Lab File: BP001628.D
 Acq: 16 Jan 2020 01:50

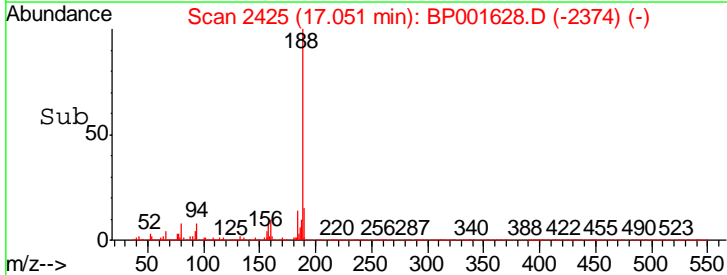
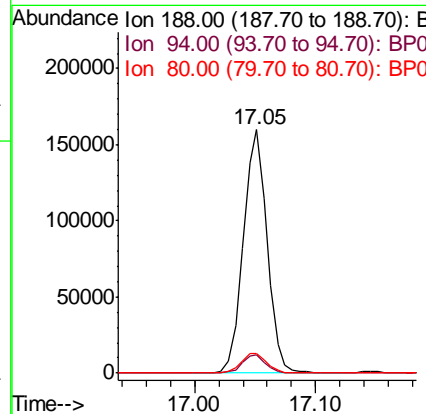
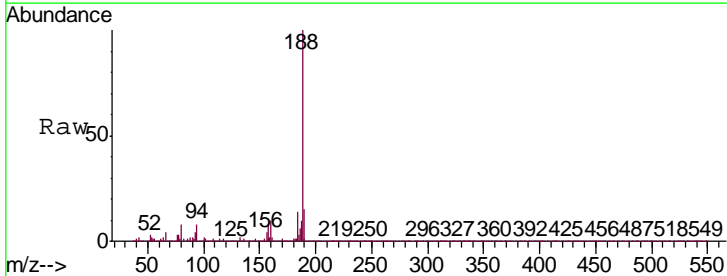
Instrument :
 BNA_P
 ClientSampled :
 INWOOD-BH-03-B

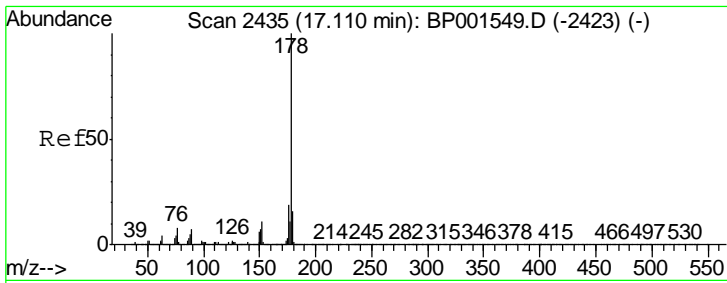
Tgt Ion	Resp	Lower	Upper
154	1541		
153	113.5	89.4	134.2
152	71.5	42.6	64.0



#64
 Phenanthrene-d10
 Concen: 20.000 ng
 RT: 17.05 min Scan# 2425
 Delta R.T. 0.00 min
 Lab File: BP001628.D
 Acq: 16 Jan 2020 01:50

Tgt Ion	Resp	Lower	Upper
188	220142		
94	7.5	5.9	8.9
80	8.2	6.8	10.2

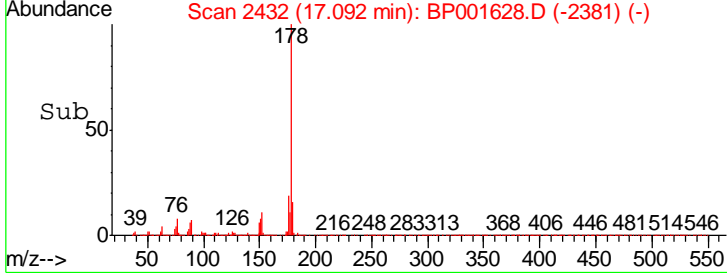
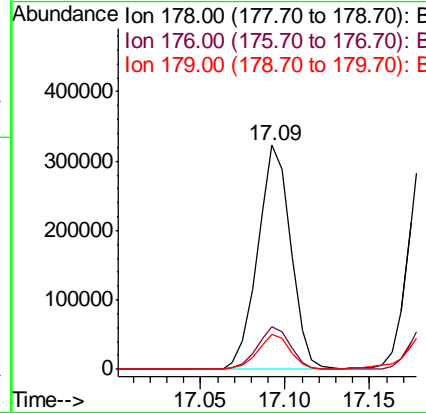
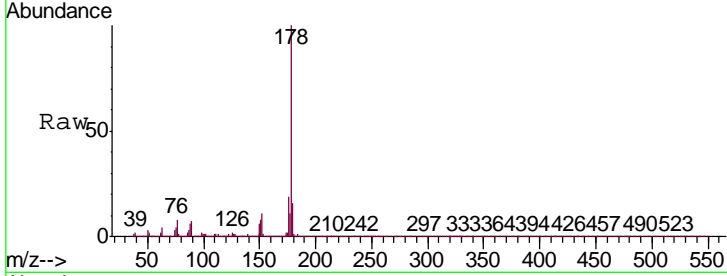




#71
 Phenanthrene
 Concen: 36.656 ng
 RT: 17.09 min Scan# 2432
 Delta R.T. 0.00 min
 Lab File: BP001628.D
 Acq: 16 Jan 2020 01:50

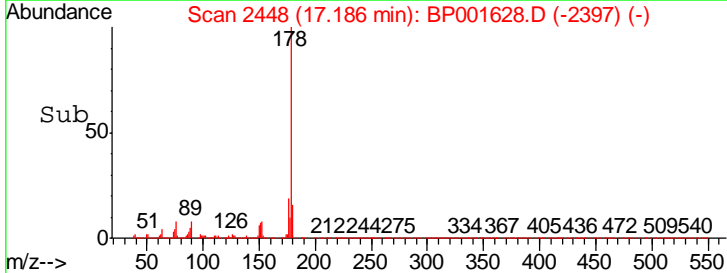
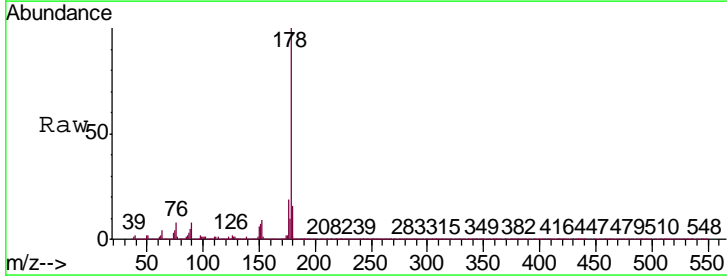
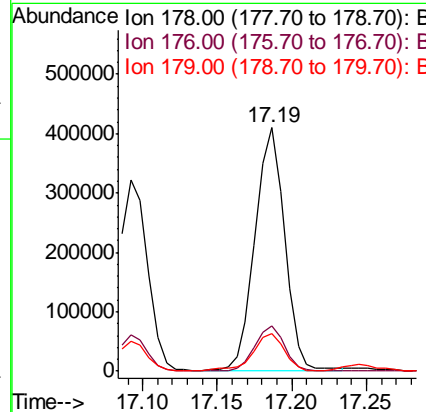
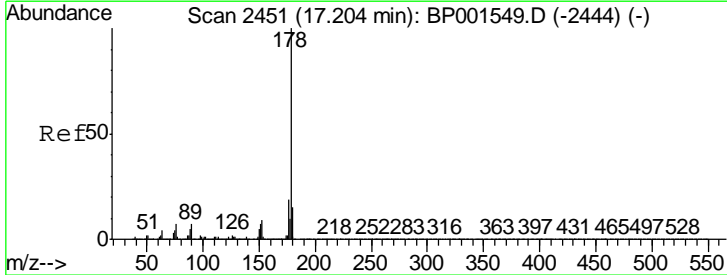
Instrument :
 BNA_P
 ClientSampleId :
 INWOOD-BH-03-B

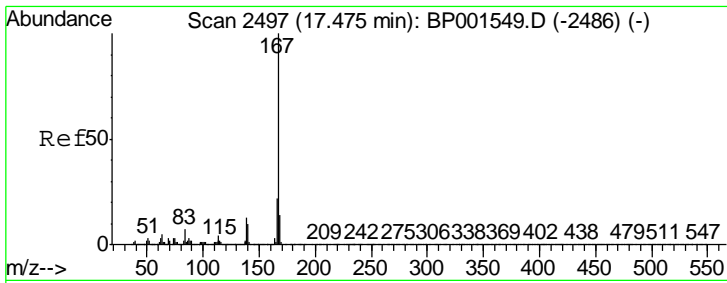
Tgt Ion	Resp	Lower	Upper
178	438847		
176	19.3	14.9	22.3
179	15.7	12.5	18.7



#72
 Anthracene
 Concen: 47.973 ng
 RT: 17.19 min Scan# 2448
 Delta R.T. 0.00 min
 Lab File: BP001628.D
 Acq: 16 Jan 2020 01:50

Tgt Ion	Resp	Lower	Upper
178	559115		
176	18.7	15.0	22.6
179	15.6	11.8	17.8

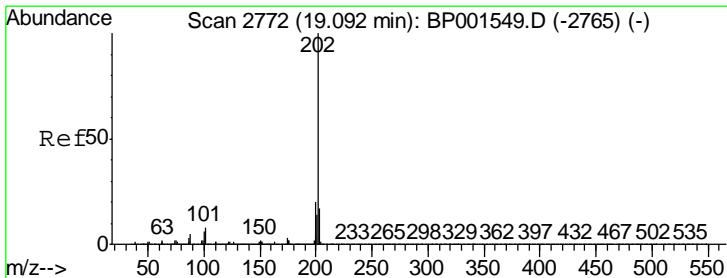
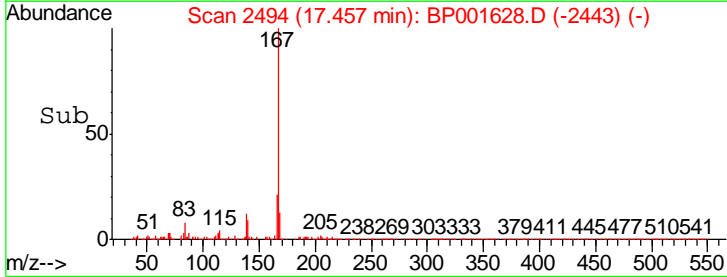
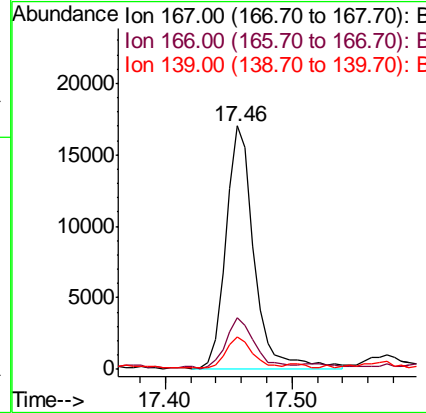
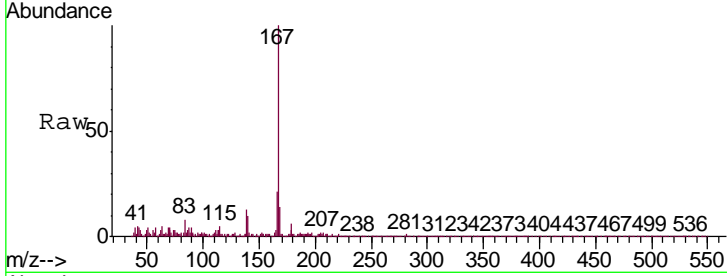




#73
 Carbazole
 Concen: 2.378 ng
 RT: 17.46 min Scan# 2494
 Delta R.T. 0.00 min
 Lab File: BP001628.D
 Acq: 16 Jan 2020 01:50

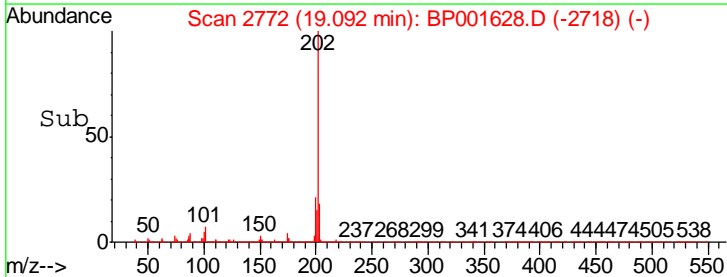
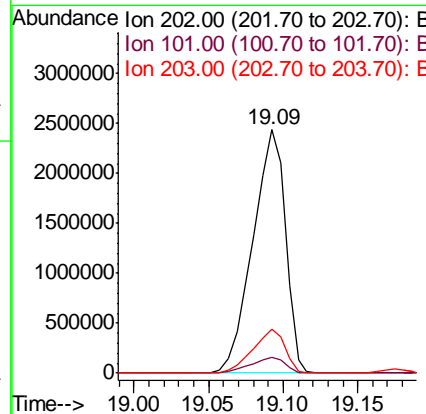
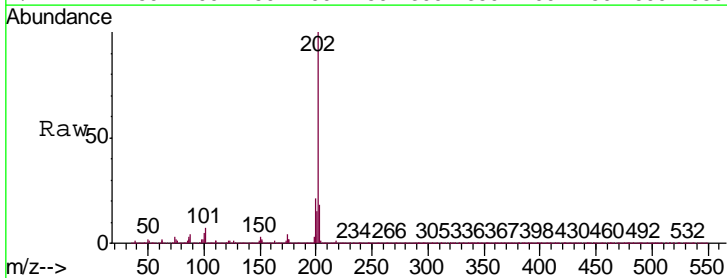
Instrument :
 BNA_P
 ClientSampleId :
 INWOOD-BH-03-B

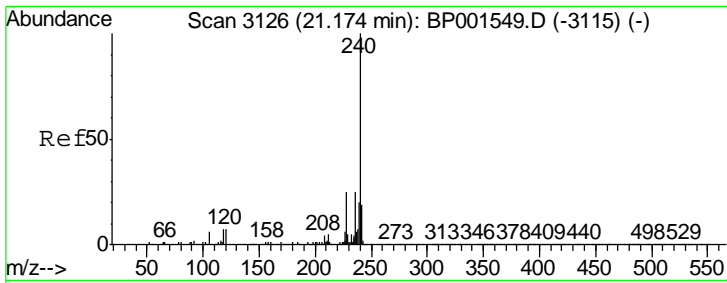
Tgt Ion	Resp	Lower	Upper
167	26018		
166	21.4	17.2	25.8
139	13.3	10.0	15.0



#75
 Fluoranthene
 Concen: 233.344 ng
 RT: 19.09 min Scan# 2772
 Delta R.T. 0.02 min
 Lab File: BP001628.D
 Acq: 16 Jan 2020 01:50

Tgt Ion	Resp	Lower	Upper
202	3675894		
101	6.6	0.0	28.4
203	17.8	0.0	37.4

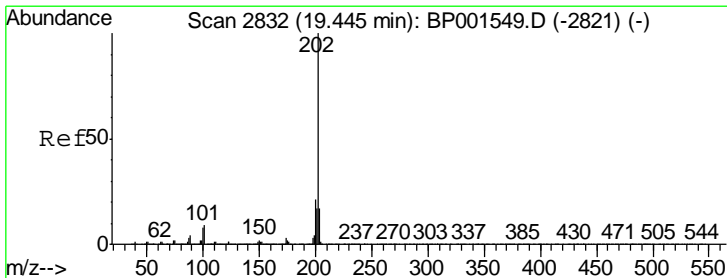
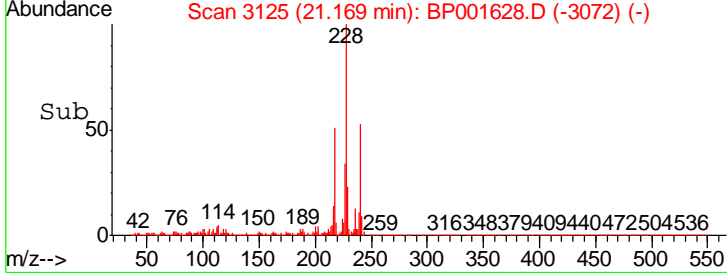
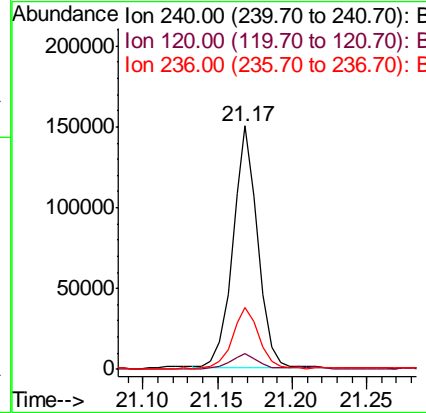
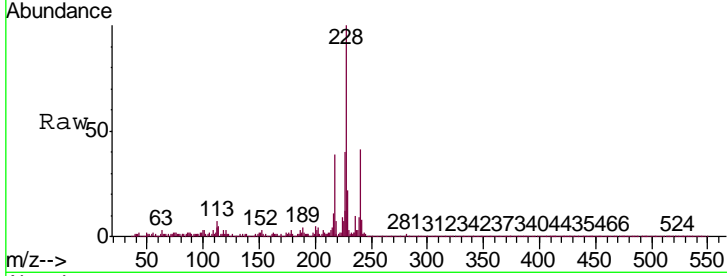




#76
 Chrysene-d12
 Concen: 20.000 ng
 RT: 21.17 min Scan# 3125
 Delta R.T. 0.01 min
 Lab File: BP001628.D
 Acq: 16 Jan 2020 01:50

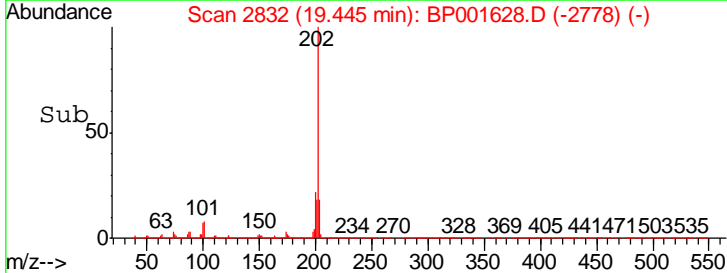
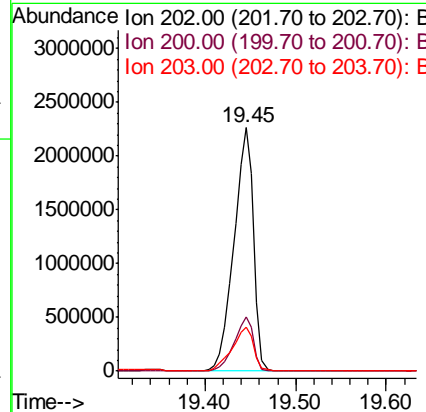
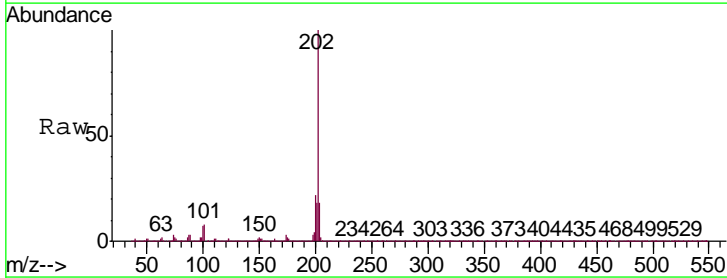
Instrument :
 BNA_P
 ClientSampleId :
 INWOOD-BH-03-B

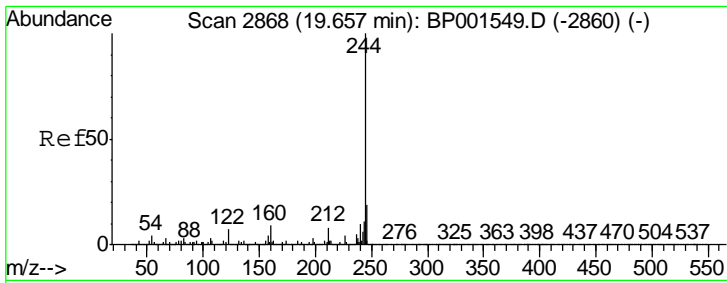
Tgt Ion	Resp	Lower	Upper
240	175732		
120	7.9	5.7	8.5
236	25.4	20.4	30.6



#78
 Pyrene
 Concen: 263.166 ng
 RT: 19.45 min Scan# 2832
 Delta R.T. 0.02 min
 Lab File: BP001628.D
 Acq: 16 Jan 2020 01:50

Tgt Ion	Resp	Lower	Upper
202	3397200		
200	22.0	17.0	25.6
203	18.2	13.7	20.5

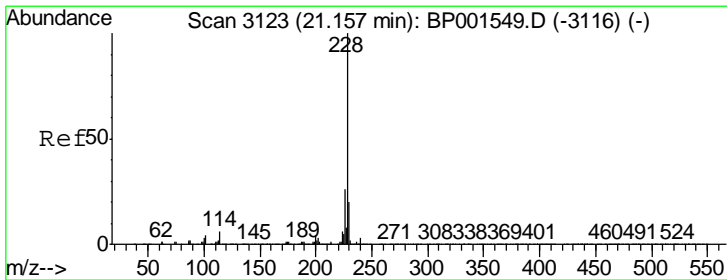
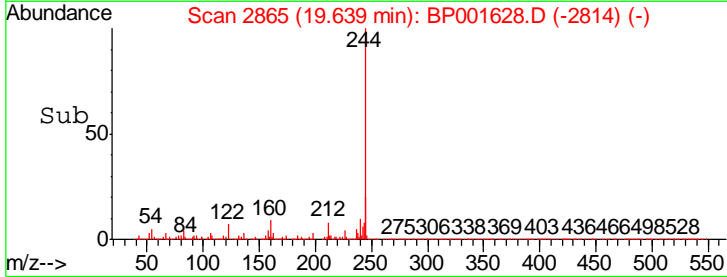
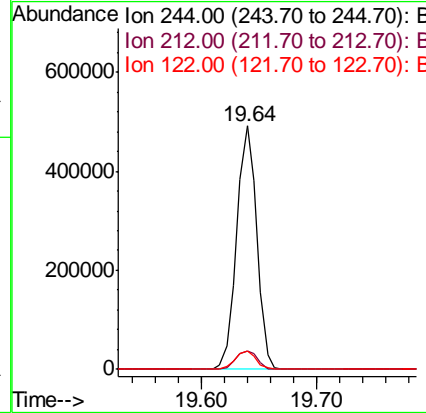
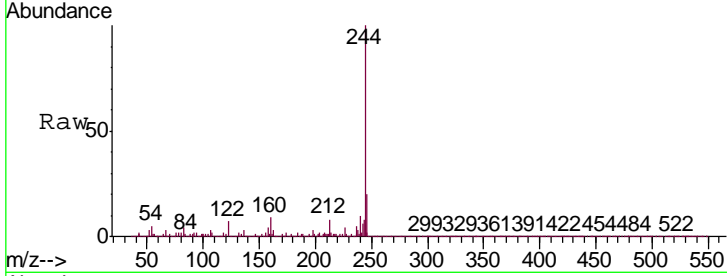




#79
 Terphenyl-d14
 Concen: 61.632 ng
 RT: 19.64 min Scan# 2865
 Delta R.T. 0.00 min
 Lab File: BP001628.D
 Acq: 16 Jan 2020 01:50

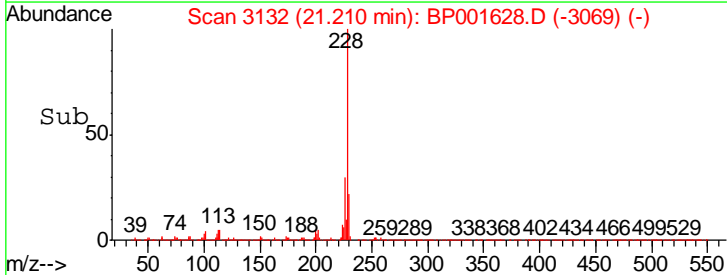
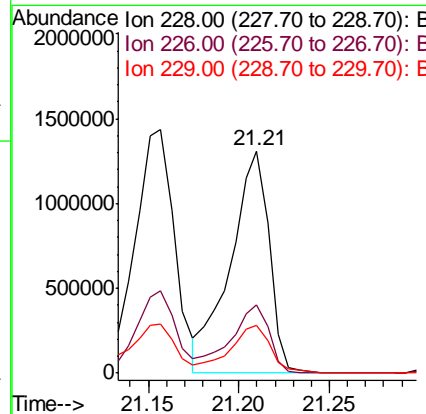
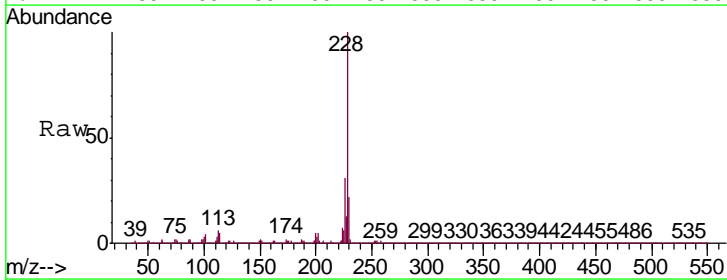
Instrument :
 BNA_P
 ClientSampled :
 INWOOD-BH-03-B

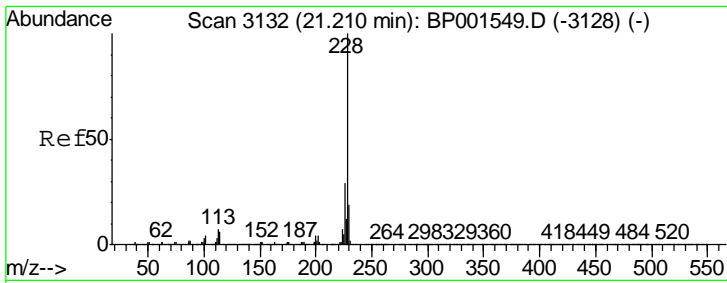
Tgt Ion	Resp	Lower	Upper
244	100		
212	7.8	6.3	9.5
122	7.4	5.8	8.6



#81
 Benzo(a)anthracene
 Concen: 158.715 ng
 RT: 21.21 min Scan# 3132
 Delta R.T. 0.07 min
 Lab File: BP001628.D
 Acq: 16 Jan 2020 01:50

Tgt Ion	Resp	Lower	Upper
228	100		
226	30.6	21.2	31.8
229	21.8	16.1	24.1

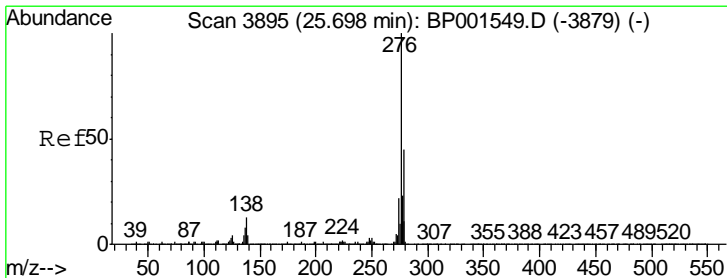
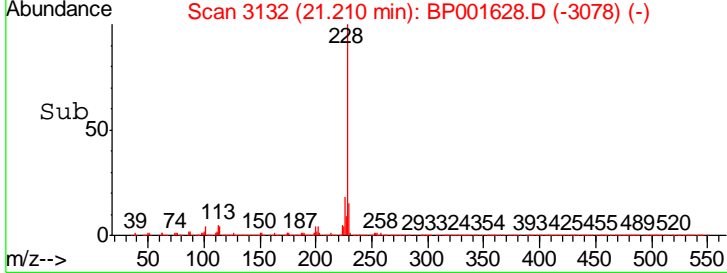
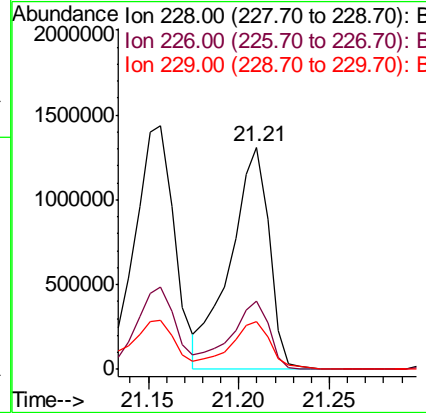
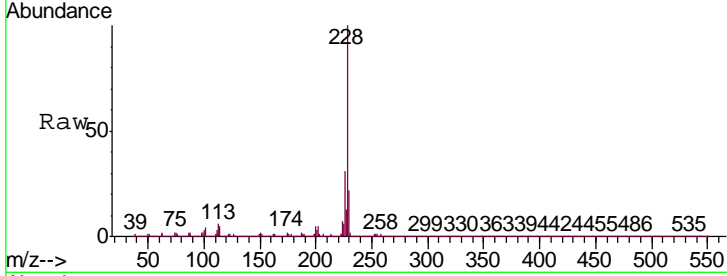




#83
 Chrysene
 Concen: 162.860 ng
 RT: 21.21 min Scan# 3132
 Delta R.T. 0.02 min
 Lab File: BP001628.D
 Acq: 16 Jan 2020 01:50

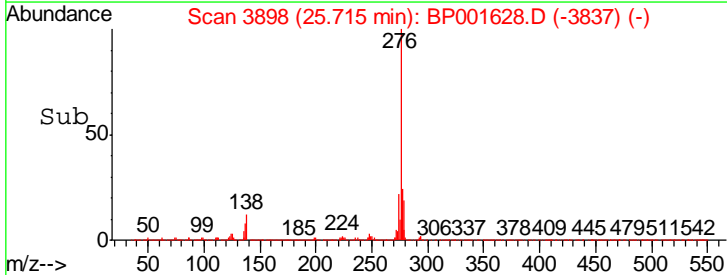
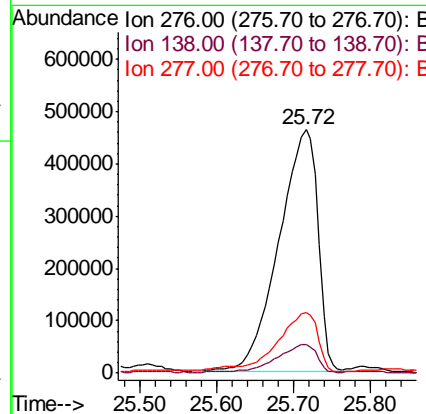
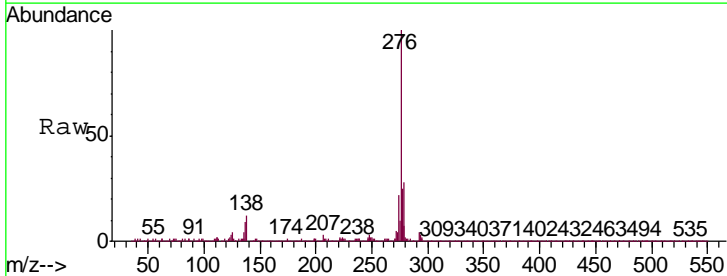
Instrument :
 BNA_P
 ClientSampled :
 INWOOD-BH-03-B

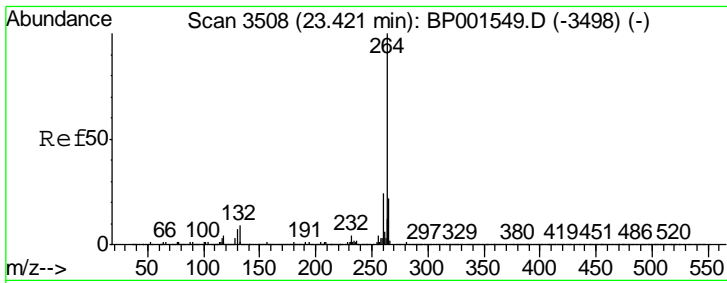
Tgt Ion	Resp	Lower	Upper
228	1942451		
226	30.6	23.2	34.8
229	21.8	15.2	22.8



#86
 Indeno(1,2,3-cd)pyrene
 Concen: 115.746 ng
 RT: 25.72 min Scan# 3898
 Delta R.T. 0.06 min
 Lab File: BP001628.D
 Acq: 16 Jan 2020 01:50

Tgt Ion	Resp	Lower	Upper
276	1615991		
138	12.1	11.1	16.7
277	26.4	20.4	30.6

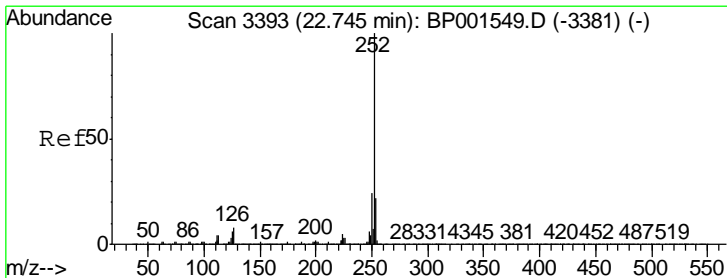
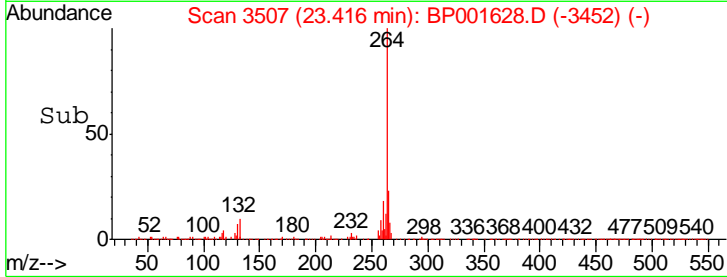
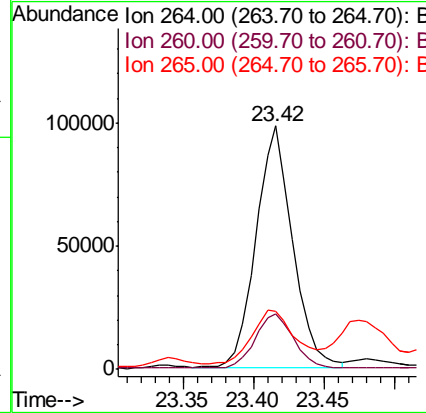
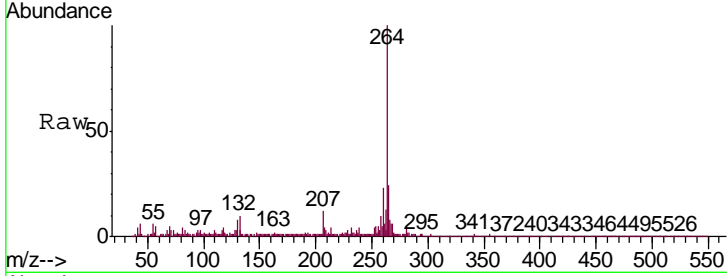




#87
 Perylene-d12
 Concen: 20.000 ng
 RT: 23.42 min Scan# 3507
 Delta R.T. 0.02 min
 Lab File: BP001628.D
 Acq: 16 Jan 2020 01:50

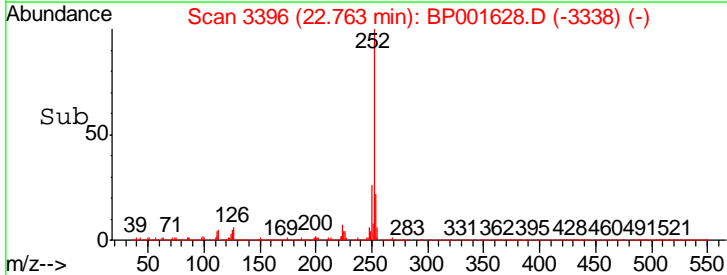
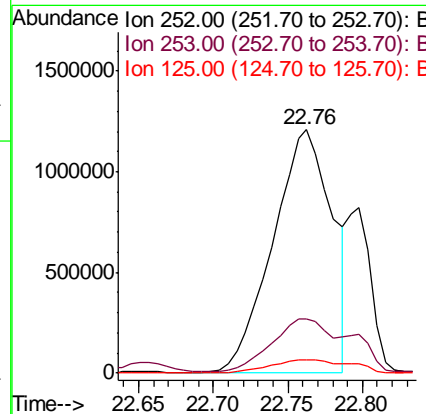
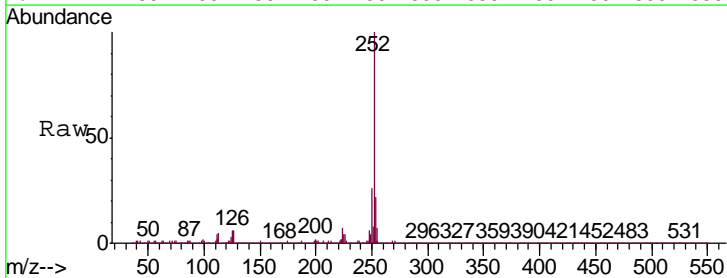
Instrument :
 BNA_P
 ClientSampled :
 INWOOD-BH-03-B

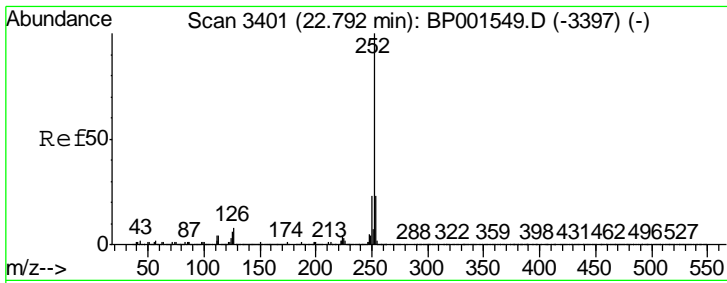
Tgt Ion	Resp	Lower	Upper
264	100		
260	22.7	19.0	28.6
265	23.6	18.2	27.4



#88
 Benzo(b)fluoranthene
 Concen: 298.492 ng
 RT: 22.76 min Scan# 3396
 Delta R.T. 0.04 min
 Lab File: BP001628.D
 Acq: 16 Jan 2020 01:50

Tgt Ion	Resp	Lower	Upper
252	100		
253	22.5	17.6	26.4
125	5.5	4.6	7.0

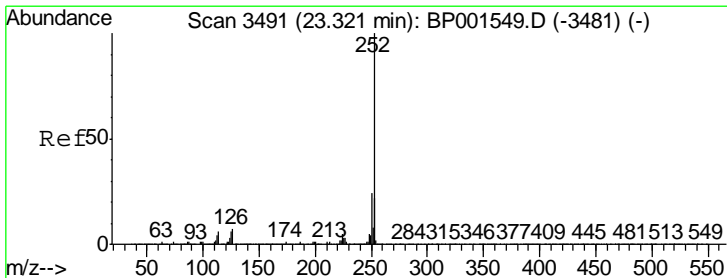
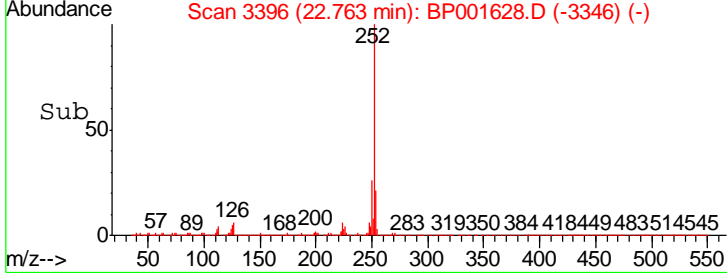
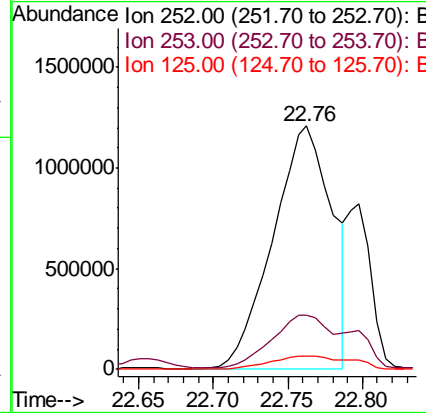
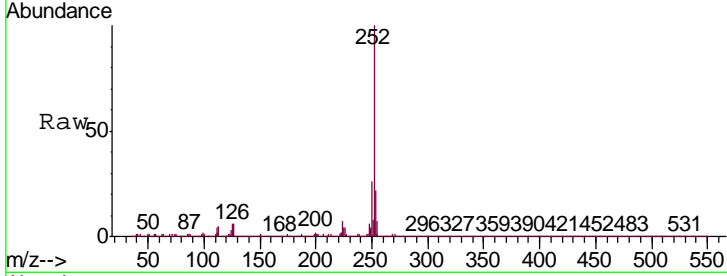




#89
 Benzo(k)fluoranthene
 Concen: 306.144 ng
 RT: 22.76 min Scan# 3396
 Delta R.T. -0.01 min
 Lab File: BP001628.D
 Acq: 16 Jan 2020 01:50

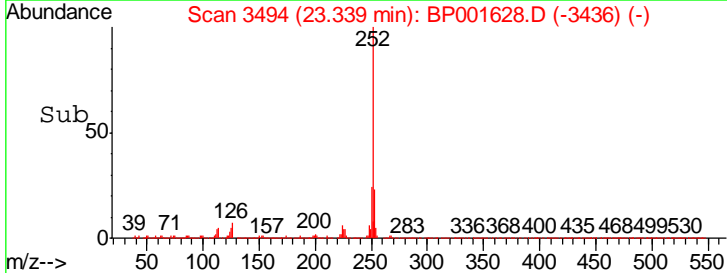
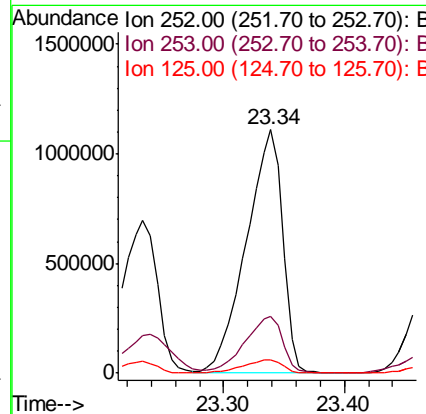
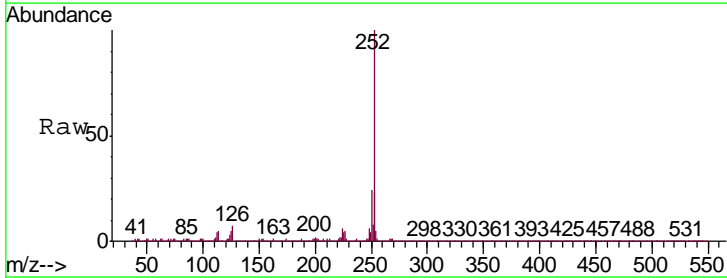
Instrument :
 BNA_P
 ClientSampleId :
 INWOOD-BH-03-B

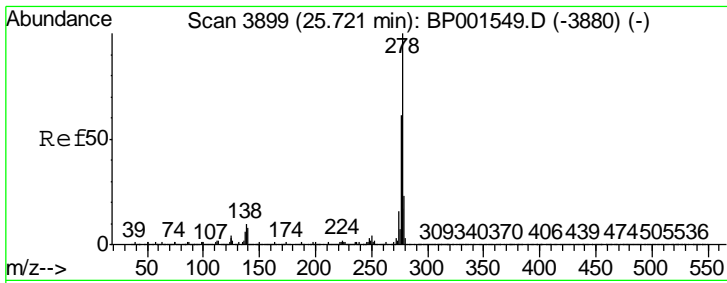
Tgt Ion	Resp	Lower	Upper
252	100		
253	22.5	18.2	27.2
125	5.5	4.6	6.8



#90
 Benzo(a)pyrene
 Concen: 218.846 ng
 RT: 23.34 min Scan# 3494
 Delta R.T. 0.04 min
 Lab File: BP001628.D
 Acq: 16 Jan 2020 01:50

Tgt Ion	Resp	Lower	Upper
252	100		
253	23.4	17.6	26.4
125	5.3	5.0	7.4

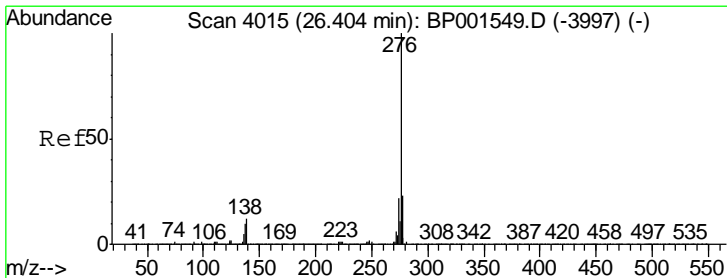
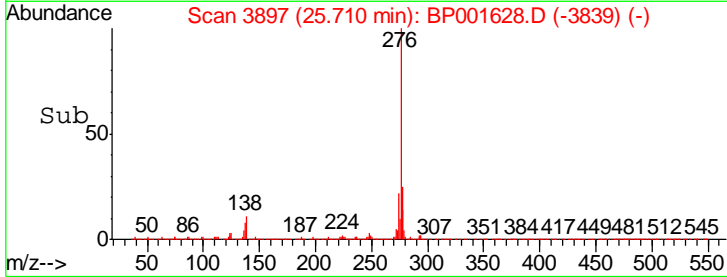
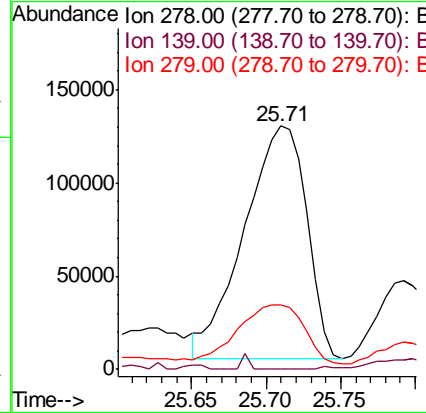
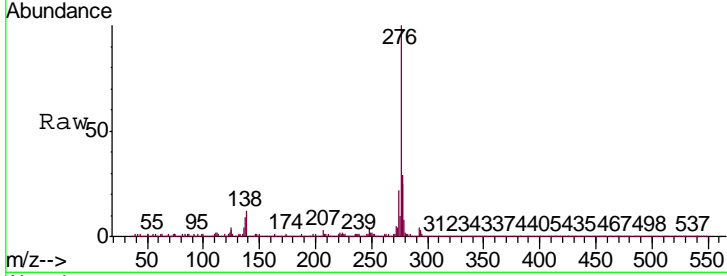




#91
 Dibenzo(a,h)anthracene
 Concen: 33.305 ng
 RT: 25.71 min Scan# 3897
 Delta R.T. 0.04 min
 Lab File: BP001628.D
 Acq: 16 Jan 2020 01:50

Instrument :
 BNA_P
 ClientSampled :
 INWOOD-BH-03-B

Tgt Ion	Resp	Lower	Upper
278	364260		
139	0.0	6.7	10.1#
279	26.5	18.6	28.0



#92
 Benzo(g,h,i)perylene
 Concen: 129.683 ng
 RT: 26.42 min Scan# 4017
 Delta R.T. 0.08 min
 Lab File: BP001628.D
 Acq: 16 Jan 2020 01:50

Tgt Ion	Resp	Lower	Upper
276	1410002		
277	24.5	18.6	28.0
138	12.3	9.4	14.2

