

Data Path : Z:\svoasrv\HPCHEM1\BNA_M\Data\BM072924\
 Data File : BM046896.D
 Acq On : 29 Jul 2024 22:50
 Operator : MA/JU
 Sample : P3329-15
 Misc :
 ALS Vial : 17 Sample Multiplier: 1

Instrument :
 BNA_P
 ClientSampleId :

Quant Time: Jul 30 00:03:04 2024
 Quant Method : Z:\svoasrv\HPCHEM1\BNA_M\Methods\SFAM-EPA-SIM-BM072424.M
 Quant Title : ASP BNA STANDARDS FOR 5 POINT CALIBRATION
 QLast Update : Wed Jul 24 15:10:37 2024
 Response via : Initial Calibration

Compound	R.T.	QIon	Response	Conc	Units	Dev(Min)

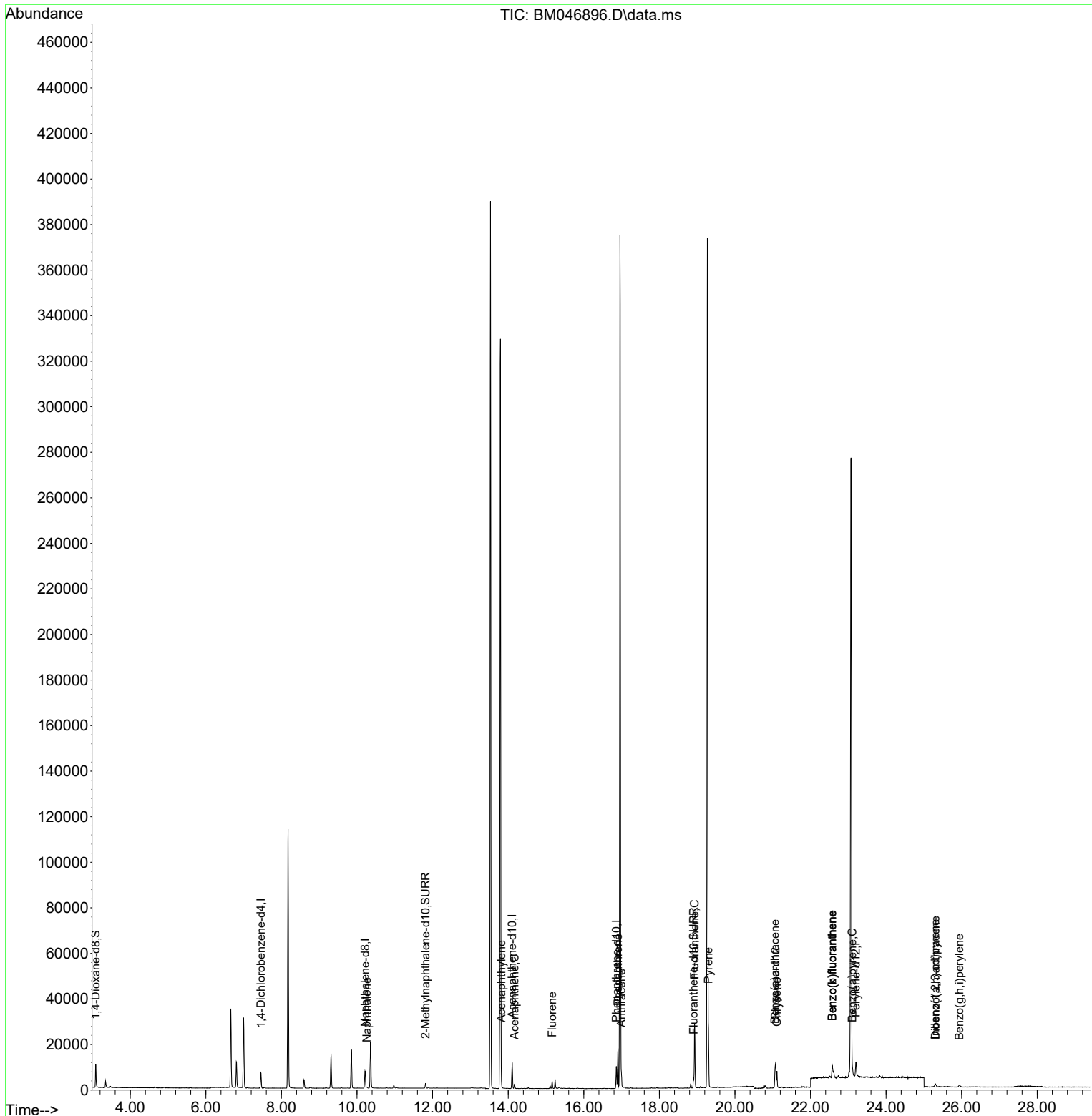
Internal Standards						
1) 1,4-Dichlorobenzene-d4	7.455	152	3389	0.400	ng/ul	-0.02
4) Naphthalene-d8	10.210	136	10081	0.400	ng/ul	-0.02
9) Acenaphthene-d10	14.104	164	6263	0.400	ng/ul	-0.01
13) Phenanthrene-d10	16.862	188	11776	0.400	ng/ul	0.00
17) Chrysene-d12	21.076	240	7642	0.400	ng/ul	0.00
23) Perylene-d12	23.203	264	8313	0.400	ng/ul	0.00
System Monitoring Compounds						
3) 1,4-Dioxane-d8	3.084	96	5934	2.501	ng/ul	-0.02
6) 2-Methylnaphthalene-d10	11.816	152	2717	0.170	ng/ul	-0.01
18) Fluoranthene-d10	18.904	212	4462	0.179	ng/ul	0.00
Target Compounds						
						Qvalue
5) Naphthalene	10.260	128	683	0.027	ng/ul#	74
10) Acenaphthylene	13.817	152	820	0.029	ng/ul#	79
11) Acenaphthene	14.169	153	1095	0.056	ng/ul	97
12) Fluorene	15.163	166	1850	0.076	ng/ul#	98
15) Phenanthrene	16.905	178	17057	0.504	ng/ul	98
16) Anthracene	16.993	178	5406	0.172	ng/ul	97
19) Fluoranthene	18.932	202	26397	0.787	ng/ul	100
20) Pyrene	19.299	202	21399	0.616	ng/ul	100
21) Benzo(a)anthracene	21.061	228	6677	0.210	ng/ul	96
22) Chrysene	21.111	228	7659	0.237	ng/ul	96
24) Benzo(b)fluoranthene	22.574	252	11120	0.305	ng/ul#	80
25) Benzo(k)fluoranthene	22.574	252	11120	0.302	ng/ul#	85
26) Benzo(a)pyrene	23.109	252	3304	0.126	ng/ul#	66
27) Indeno(1,2,3-cd)pyrene	25.302	276	2279	0.057	ng/ul#	96
28) Dibenzo(a,h)anthracene	25.306	278	637	0.022	ng/ul#	1
29) Benzo(g,h,i)perylene	25.940	276	1968	0.055	ng/ul#	66

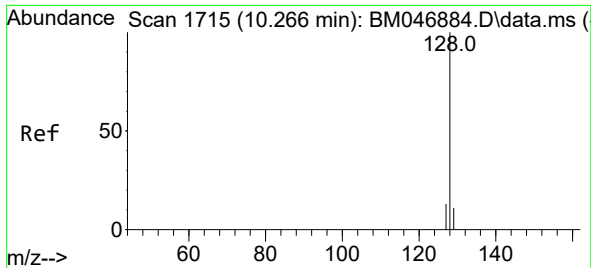
(#) = qualifier out of range (m) = manual integration (+) = signals summed

Data Path : Z:\svoasrv\HPCHEM1\BNA_M\Data\BM072924\
 Data File : BM046896.D
 Acq On : 29 Jul 2024 22:50
 Operator : MA/JU
 Sample : P3329-15
 Misc :
 ALS Vial : 17 Sample Multiplier: 1

Instrument :
 BNA_P
 ClientSampleId :

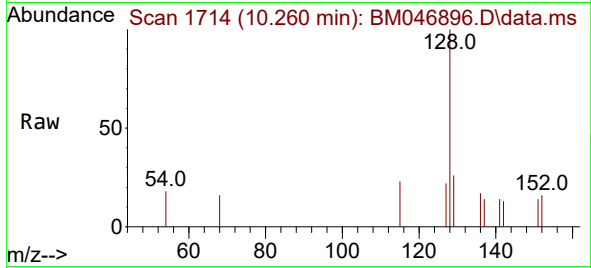
Quant Time: Jul 30 00:03:04 2024
 Quant Method : Z:\svoasrv\HPCHEM1\BNA_M\Methods\SFAM-EPA-SIM-BM072424.M
 Quant Title : ASP BNA STANDARDS FOR 5 POINT CALIBRATION
 QLast Update : Wed Jul 24 15:10:37 2024
 Response via : Initial Calibration



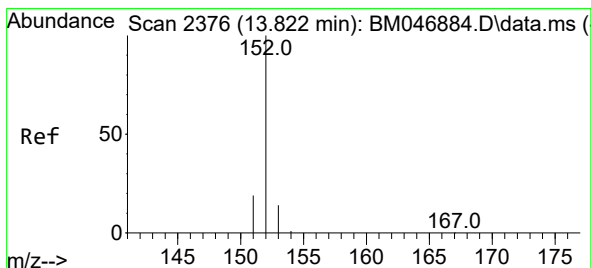
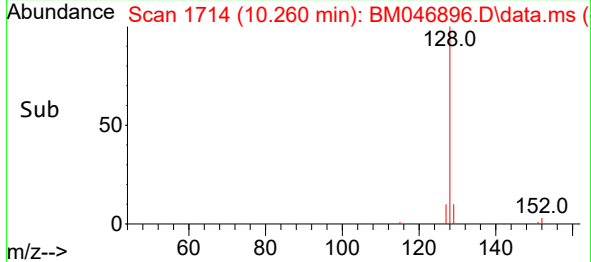
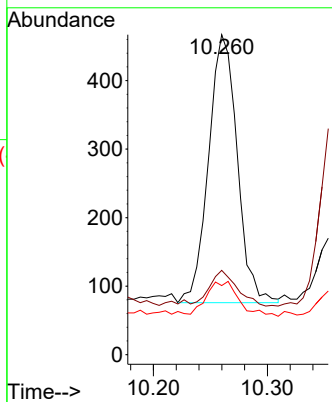


#5
 Naphthalene
 Concen: 0.027 ng/u1
 RT: 10.260 min Scan# 11
 Delta R.T. -0.017 min
 Lab File: BM046896.D
 Acq: 29 Jul 2024 22:50

Instrument :
 BNA_P
 ClientSampleId :

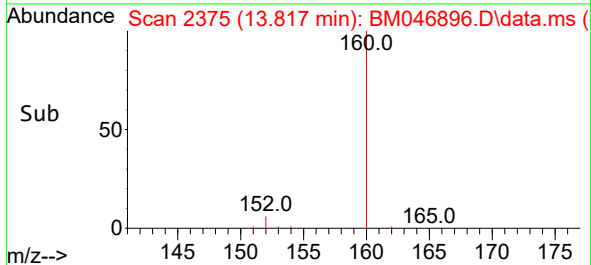
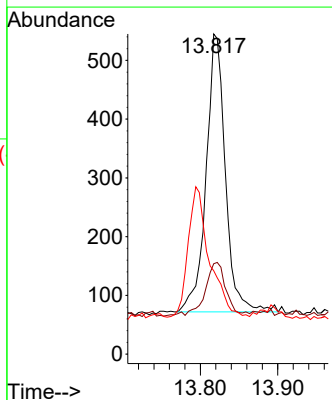
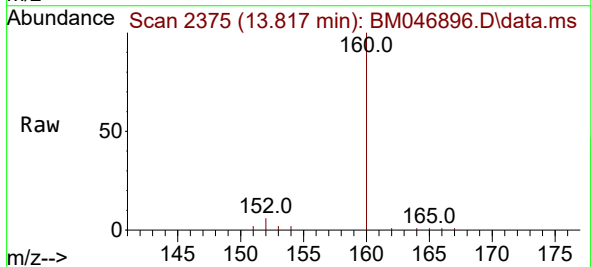


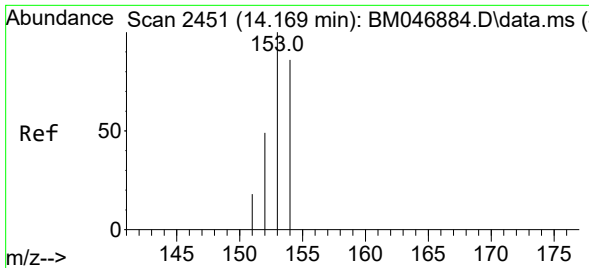
Tgt Ion:128 Resp: 683
 Ion Ratio Lower Upper
 128 100
 129 26.3 10.1 15.1#
 127 21.6 11.5 17.3#



#10
 Acenaphthylene
 Concen: 0.029 ng/u1
 RT: 13.817 min Scan# 2375
 Delta R.T. -0.014 min
 Lab File: BM046896.D
 Acq: 29 Jul 2024 22:50

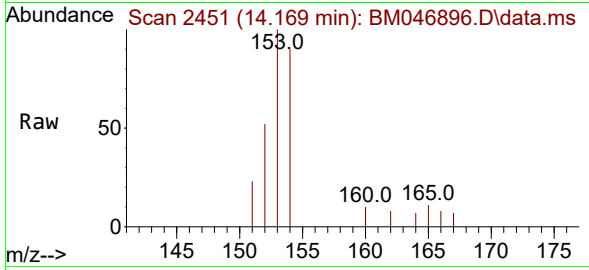
Tgt Ion:152 Resp: 820
 Ion Ratio Lower Upper
 152 100
 151 28.3 16.8 25.2#
 153 26.1 11.0 16.6#



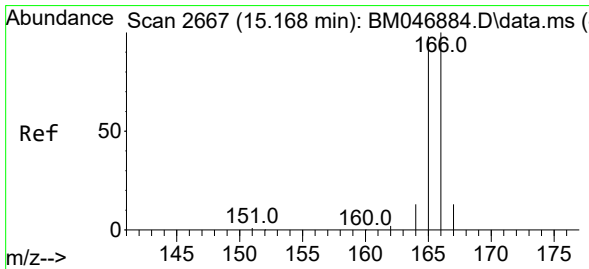
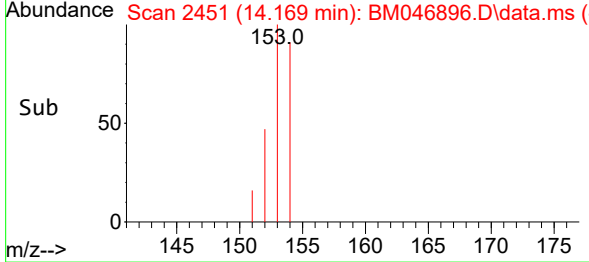
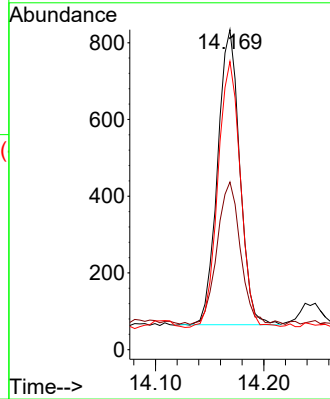


#11
 Acenaphthene
 Concen: 0.056 ng/uI
 RT: 14.169 min Scan# 2451
 Delta R.T. -0.014 min
 Lab File: BM046896.D
 Acq: 29 Jul 2024 22:50

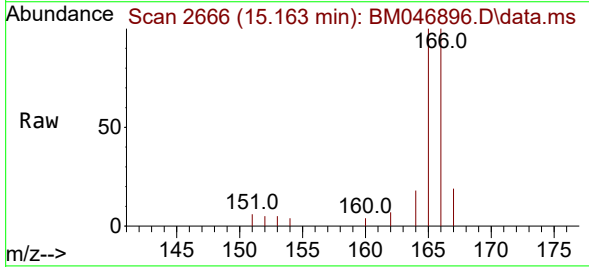
Instrument :
 BNA_P
 ClientSampleId :



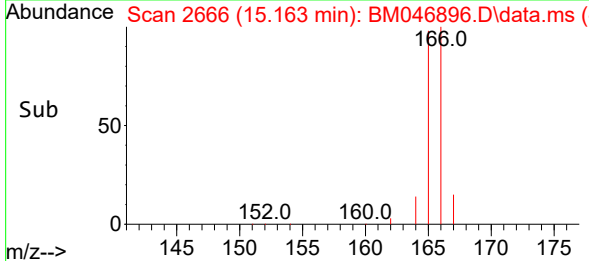
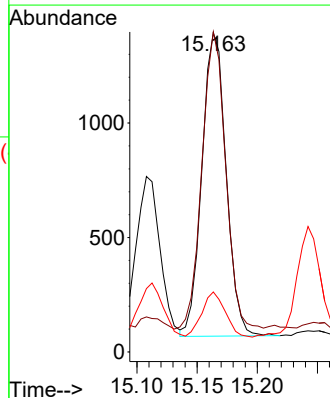
Tgt Ion:153 Resp: 1095
 Ion Ratio Lower Upper
 153 100
 152 52.4 38.6 57.8
 154 90.0 70.8 106.2

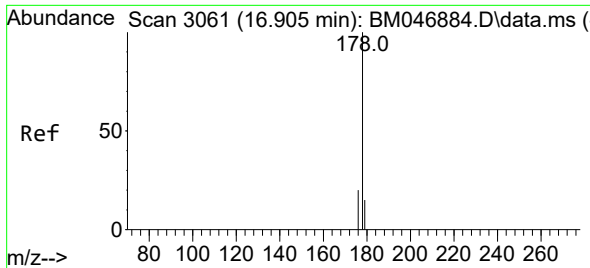


#12
 Fluorene
 Concen: 0.076 ng/uI
 RT: 15.163 min Scan# 2666
 Delta R.T. -0.014 min
 Lab File: BM046896.D
 Acq: 29 Jul 2024 22:50



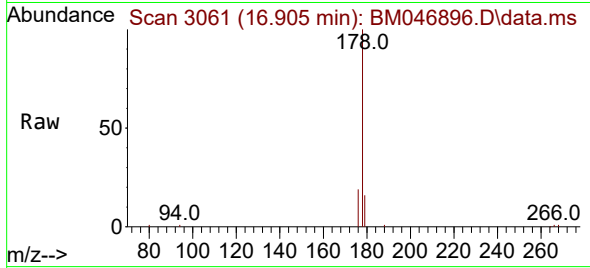
Tgt Ion:166 Resp: 1850
 Ion Ratio Lower Upper
 166 100
 165 100.2 79.8 119.6
 167 18.8 12.3 18.5#





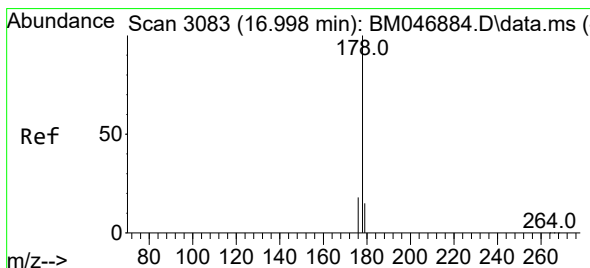
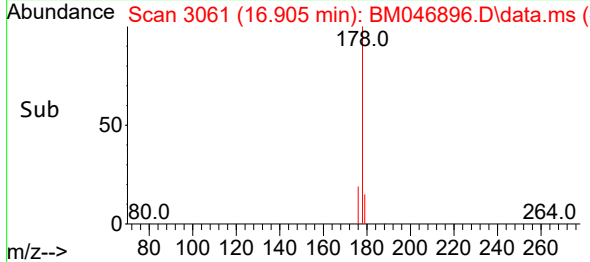
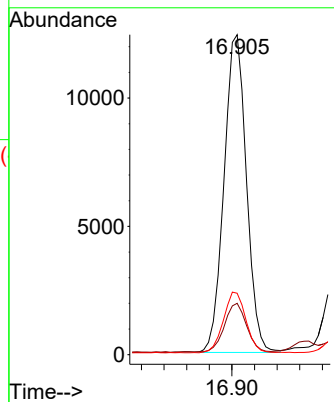
#15
 Phenanthrene
 Concen: 0.504 ng/u1
 RT: 16.905 min Scan# 3061
 Delta R.T. -0.009 min
 Lab File: BM046896.D
 Acq: 29 Jul 2024 22:50

Instrument : BNA_P
 ClientSampleId :



Tgt Ion:178 Resp: 17057

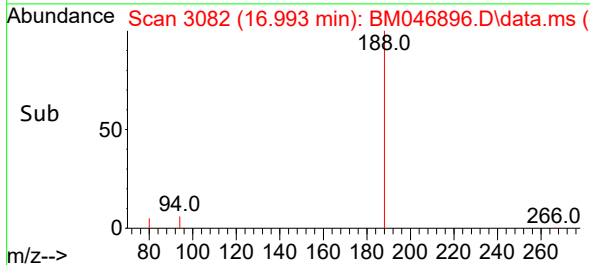
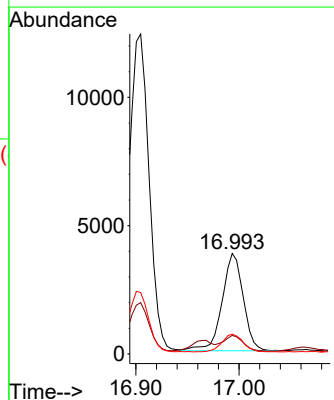
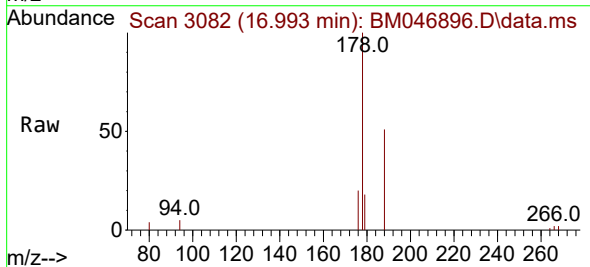
Ion	Ratio	Lower	Upper
178	100		
179	16.0	13.4	20.2
176	19.2	16.1	24.1

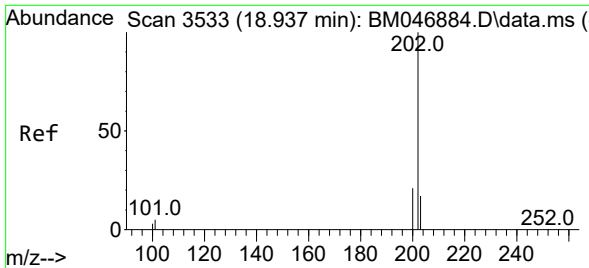


#16
 Anthracene
 Concen: 0.172 ng/u1
 RT: 16.993 min Scan# 3082
 Delta R.T. -0.013 min
 Lab File: BM046896.D
 Acq: 29 Jul 2024 22:50

Tgt Ion:178 Resp: 5406

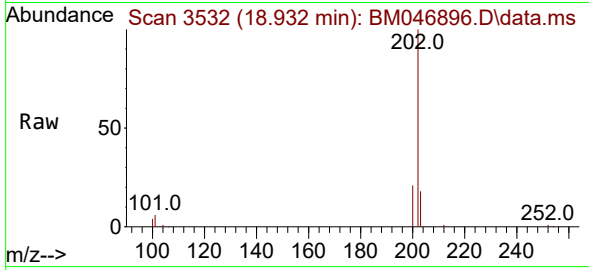
Ion	Ratio	Lower	Upper
178	100		
179	18.4	13.1	19.7
176	19.8	15.0	22.6



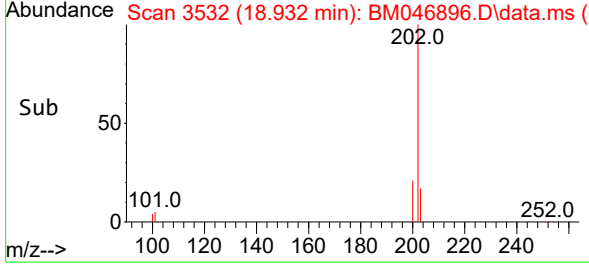
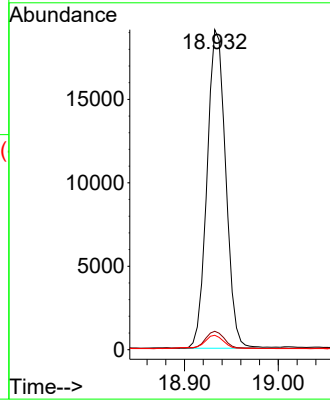


#19
 Fluoranthene
 Concen: 0.787 ng/uI
 RT: 18.932 min Scan# 31
 Delta R.T. -0.009 min
 Lab File: BM046896.D
 Acq: 29 Jul 2024 22:50

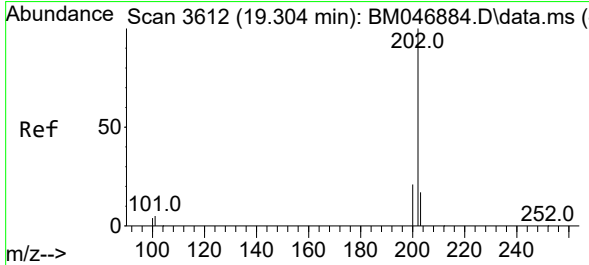
Instrument :
 BNA_P
 ClientSampleId :



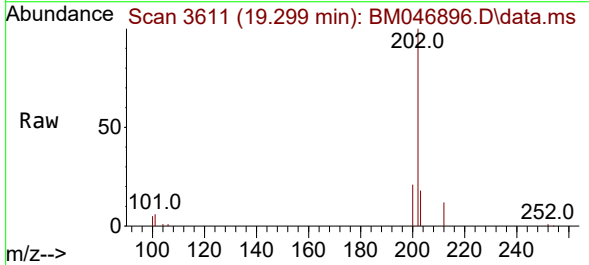
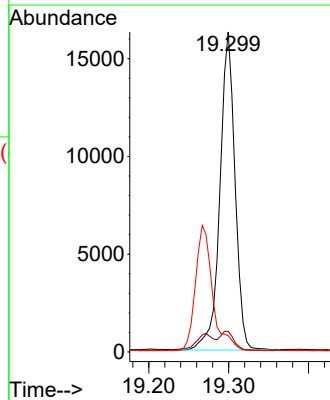
Tgt Ion:202 Resp: 26397
 Ion Ratio Lower Upper
 202 100
 101 5.8 4.7 7.1
 100 4.5 3.4 5.2

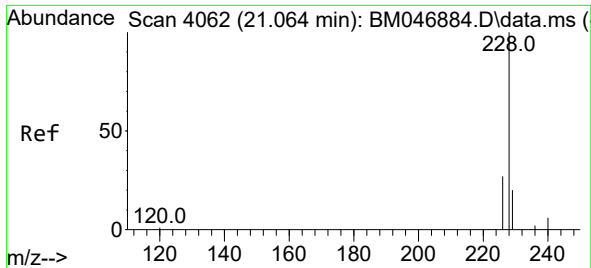


#20
 Pyrene
 Concen: 0.616 ng/uI
 RT: 19.299 min Scan# 3611
 Delta R.T. -0.005 min
 Lab File: BM046896.D
 Acq: 29 Jul 2024 22:50



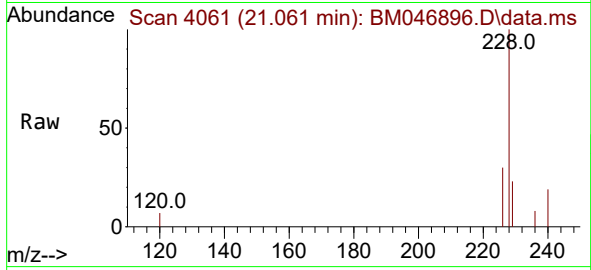
Tgt Ion:202 Resp: 21399
 Ion Ratio Lower Upper
 202 100
 101 6.4 5.2 7.8
 100 5.1 4.3 6.5



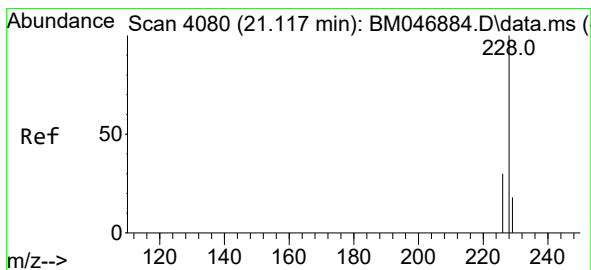
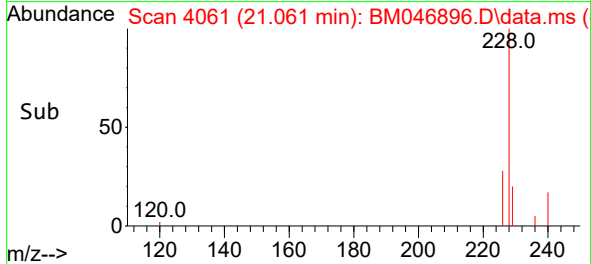
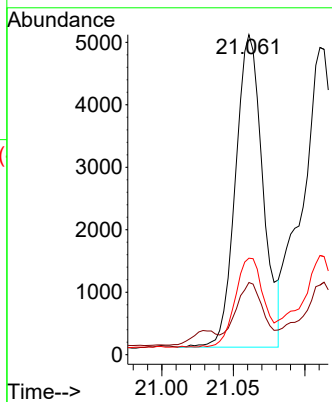


#21
 Benzo(a)anthracene
 Concen: 0.210 ng/u1
 RT: 21.061 min Scan# 4061
 Delta R.T. -0.003 min
 Lab File: BM046896.D
 Acq: 29 Jul 2024 22:50

Instrument : BNA_P
 ClientSampleId :

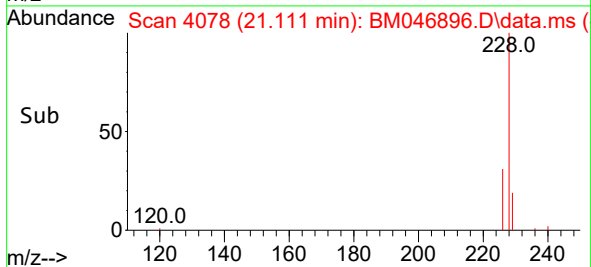
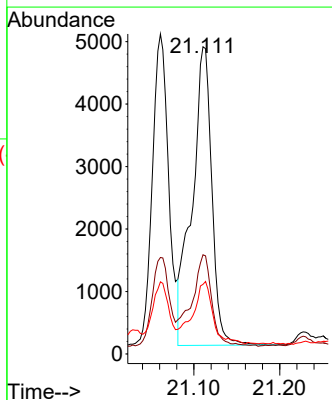
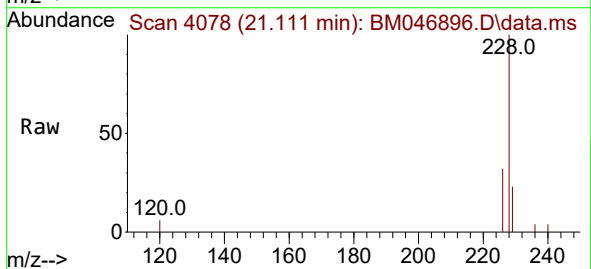


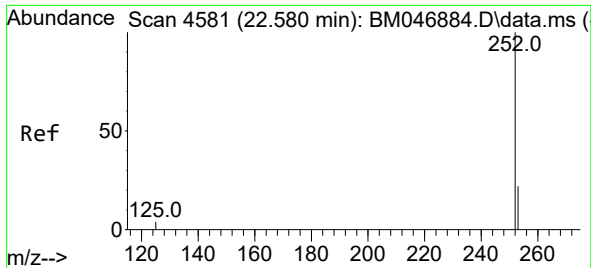
Tgt Ion:228 Resp: 6677
 Ion Ratio Lower Upper
 228 100
 229 22.5 16.3 24.5
 226 30.1 22.3 33.5



#22
 Chrysene
 Concen: 0.237 ng/u1
 RT: 21.111 min Scan# 4078
 Delta R.T. -0.006 min
 Lab File: BM046896.D
 Acq: 29 Jul 2024 22:50

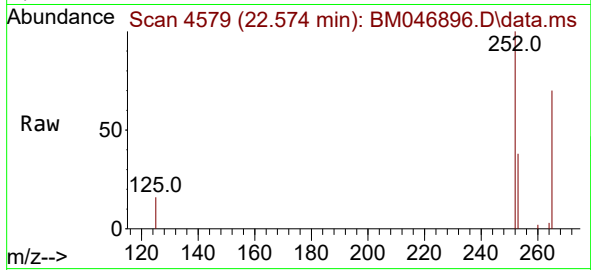
Tgt Ion:228 Resp: 7659
 Ion Ratio Lower Upper
 228 100
 226 32.3 24.5 36.7
 229 22.7 16.2 24.2



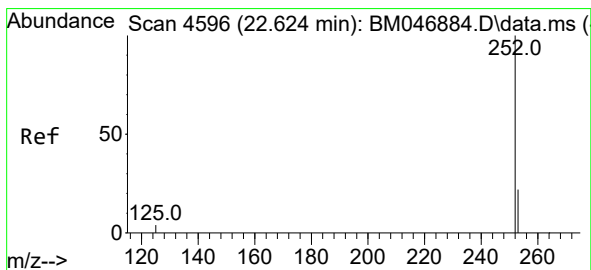
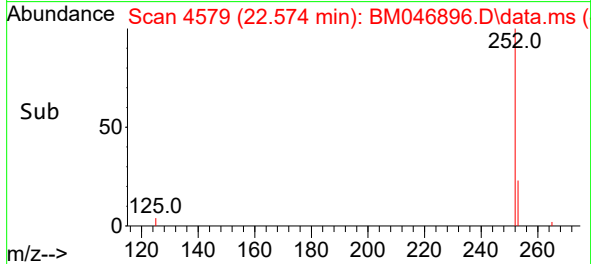
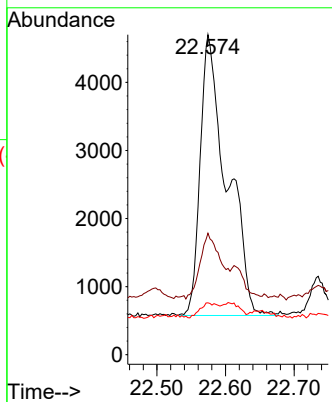


#24
 Benzo(b)fluoranthene
 Concen: 0.305 ng/uI
 RT: 22.574 min Scan# 4579
 Delta R.T. -0.006 min
 Lab File: BM046896.D
 Acq: 29 Jul 2024 22:50

Instrument :
 BNA_P
 ClientSampleId :

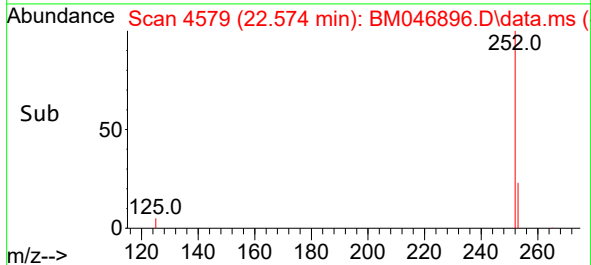
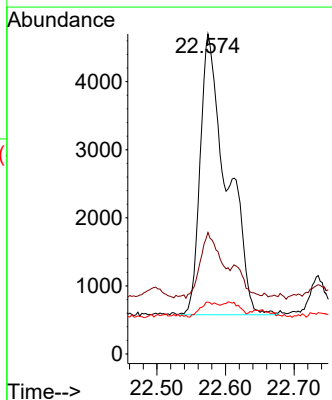
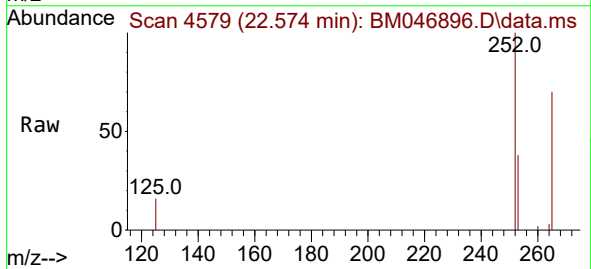


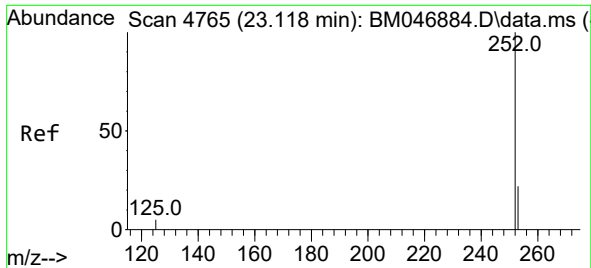
Tgt Ion:252 Resp: 11120
 Ion Ratio Lower Upper
 252 100
 253 37.9 0.0 56.4
 125 16.2 0.0 15.8#



#25
 Benzo(k)fluoranthene
 Concen: 0.302 ng/uI
 RT: 22.574 min Scan# 4579
 Delta R.T. -0.047 min
 Lab File: BM046896.D
 Acq: 29 Jul 2024 22:50

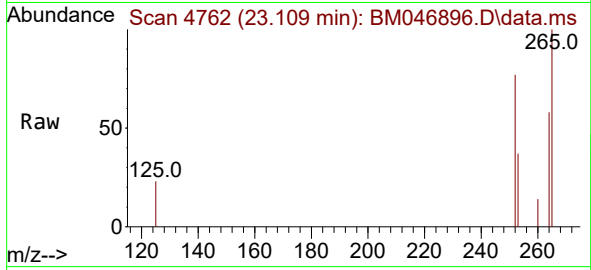
Tgt Ion:252 Resp: 11120
 Ion Ratio Lower Upper
 252 100
 253 37.9 23.5 35.3#
 125 16.2 8.6 13.0#





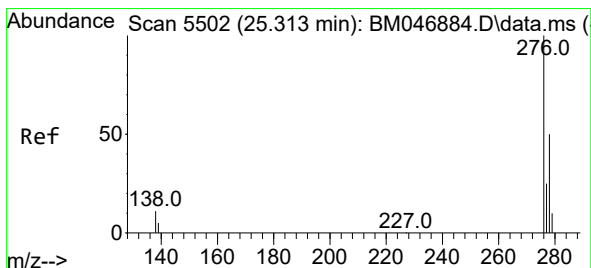
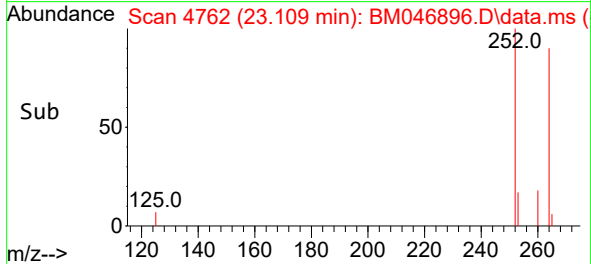
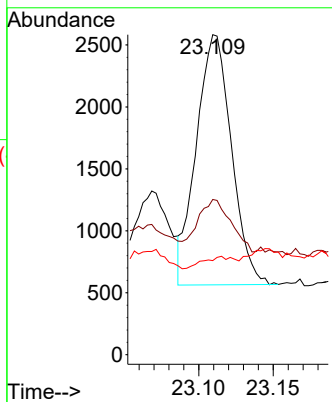
#26
 Benzo(a)pyrene
 Concen: 0.126 ng/uI
 RT: 23.109 min Scan# 41
 Delta R.T. -0.009 min
 Lab File: BM046896.D
 Acq: 29 Jul 2024 22:50

Instrument :
 BNA_P
 ClientSampleId :



Tgt Ion:252 Resp: 3304

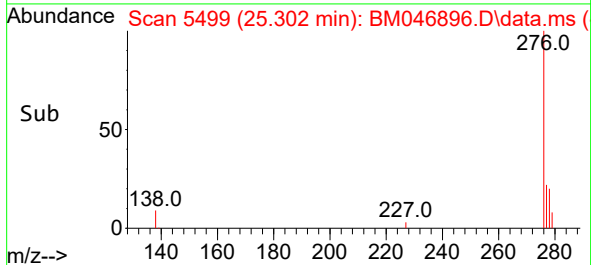
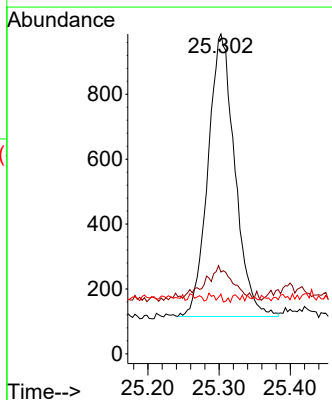
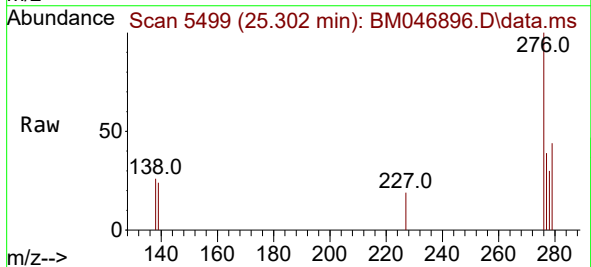
Ion	Ratio	Lower	Upper
252	100		
253	48.5	26.0	39.0#
125	29.4	7.8	11.8#

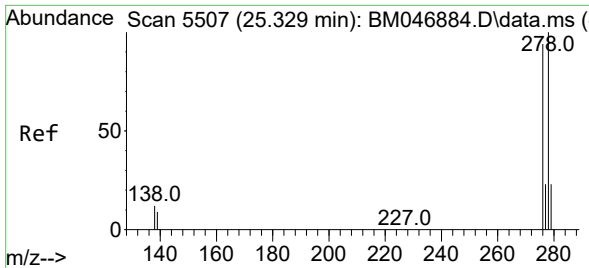


#27
 Indeno(1,2,3-cd)pyrene
 Concen: 0.057 ng/uI
 RT: 25.302 min Scan# 5499
 Delta R.T. -0.014 min
 Lab File: BM046896.D
 Acq: 29 Jul 2024 22:50

Tgt Ion:276 Resp: 2279

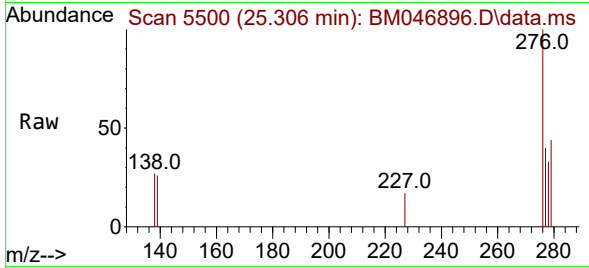
Ion	Ratio	Lower	Upper
276	100		
138	10.7	9.7	14.5
227	0.5	0.2	0.2#



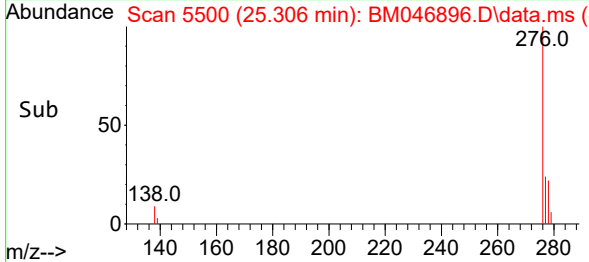
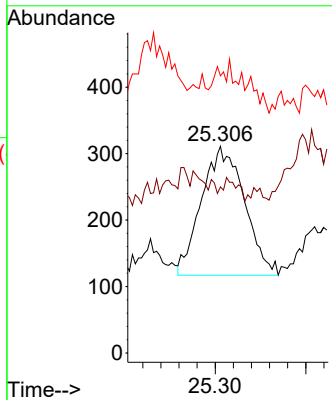


#28
 Dibenzo(a,h)anthracene
 Concen: 0.022 ng/ul
 RT: 25.306 min Scan# 51
 Delta R.T. -0.027 min
 Lab File: BM046896.D
 Acq: 29 Jul 2024 22:50

Instrument :
 BNA_P
 ClientSampleId :



Tgt Ion:278 Resp: 637
 Ion Ratio Lower Upper
 278 100
 139 80.4 9.8 14.8#
 279 134.1 25.2 37.8#



#29
 Benzo(g,h,i)perylene
 Concen: 0.055 ng/ul
 RT: 25.940 min Scan# 5689
 Delta R.T. -0.014 min
 Lab File: BM046896.D
 Acq: 29 Jul 2024 22:50

Tgt Ion:276 Resp: 1968
 Ion Ratio Lower Upper
 276 100
 138 28.0 9.5 14.3#
 277 41.5 20.9 31.3#

